

Generalized Fitch Relations II: Sets of Binary Relations that are explained by Edge-labeled Trees

Marc Hellmuth^{1,2}, Carsten R. Seemann^{3,4}, and Peter F. Stadler^{3,4,5,6,7,8}

¹Institute of Mathematics and Computer Science, University of Greifswald, Walther- Rathenau-Strasse 47, D-17487 Greifswald, Germany, Email: mhellmuth@mailbox.org

²Saarland University, Center for Bioinformatics, Building E 2.1, P.O. Box 151150, D-66041 Saarbrücken, Germany

³Max Planck Institute for Mathematics in the Sciences, Inselstraße 22, D-04103 Leipzig, Germany

⁴Bioinformatics Group, Department of Computer Science and Interdisciplinary Center for Bioinformatics, University of Leipzig, Härtelstraße 16-18, D-04107 Leipzig, Germany

⁵Bioinformatics Group, Department of Computer Science; Interdisciplinary Center for Bioinformatics; German Centre for Integrative Biodiversity Research (iDiv) Halle-Jena-Leipzig; Competence Center for Scalable Data Services and Solutions Dresden-Leipzig; Leipzig Research Center for Civilization Diseases; and Centre for Biotechnology and Biomedicine, University of Leipzig, Härtelstraße 16-18, D-04107 Leipzig, Germany

⁶Institute for Theoretical Chemistry, University of Vienna, Währingerstraße 17, A-1090 Wien, Austria

⁷Facultad de Ciencias, Universidad Nacional de Colombia, Sede Bogotá, Colombia

⁸The Santa Fe Institute, 1399 Hyde Park Rd., Santa Fe, NM 87501, United States

Abstract

Fitch graphs $G = (X, E)$ are digraphs that are explained by $\{\emptyset, 1\}$ -edge-labeled rooted trees T with leaf set X : there is an arc $(x, y) \in E$ if and only if the unique path in T that connects the last common ancestor $\text{lca}(x, y)$ of x and y with y contains at least one edge with label “1”. In practice, Fitch graphs represent xenology relations, i.e., pairs of genes x and y for which a horizontal gene transfer happened along the path from $\text{lca}(x, y)$ to y .

In this contribution, we generalize the concept of Fitch graphs and consider trees T that are equipped with edge-labeling $\lambda : E \rightarrow \mathcal{P}(M)$ that assigns to each edge a subset $M' \subseteq M$ of colors. Given such a tree, we can derive a map $\varepsilon_{(T, \lambda)}$ (or equivalently a set of not necessarily disjoint binary relations), such that $i \in \varepsilon_{(T, \lambda)}(x, y)$ (or equivalently $(x, y) \in R_i$) with $x, y \in X$, if and only if there is at least one edge with color i from $\text{lca}(x, y)$ to y .

The central question considered here: Is a given map ε a Fitch map, i.e., is there there an edge-labeled tree (T, λ) with $\varepsilon_{(T, \lambda)} = \varepsilon$, and thus explains ε ? Here, we provide a characterization of Fitch maps in terms of certain neighborhoods and forbidden submaps. Further restrictions of Fitch maps are considered. Moreover, we show that the least-resolved tree explaining a Fitch map is unique (up to isomorphism). In addition, we provide a polynomial-time algorithm to decide whether ε is a Fitch map and, in the affirmative case, to construct the (up to isomorphism) unique least-resolved tree (T^*, λ^*) that explains ε .

Keywords: Labeled trees; Fitch map; Forbidden subgraphs; Phylogenetics; Recognition algorithm

1 Introduction

Labeled rooted trees arise naturally as models of evolutionary processes in mathematical biology. Both vertex and edge labels are used to annotate classes of evolutionary events. The

connection to both empirically accessible data and to key biological concepts is given by binary relations on the leaves that are specified in terms of the labels encountered in certain substructures within the underlying tree. The practical importance of this type of models derives from the fact that the relations can be inferred directly from empirical data, such as gene sequences, without knowledge of the tree [23, 25, 26]. From a mathematical perspective, a rich set of inter-related graph-theoretical problems arises from the questions which relations on the leaves can be obtained from labeled trees under a given set of rules.

Vertex labels and relations defined in terms of the label of the last common ancestor, for example, are closely related to co-graphs and their multi-colored generalization known as 2-structures [1, 4, 5, 17, 18, 22]. Edge-labels, on the other hand, may represent the number of events, in which case they lead to pairwise compatibility graphs (PCGs) and their variants: here, an edge is drawn if the total weight along the path connecting x and y lies between *a priori* defined bounds [3]. Leaf power graphs specify either only an upper or a lower bound [8]. While PCGs are defined with strictly positive edge weights, an extension to zero weights – the absence of evolutionary events along an edge – is required in models of evolution focused on rare events [19].

Fitch graphs were introduced to model so-called horizontal transfer events. They can be seen as directed generalizations of lower bound leaf power graphs: a directed edge connects x and y if at least one of the tree edges connecting the last common ancestor $\text{lca}(x, y)$ and the “target” leaf y carries a “horizontal transfer” label [11]. Fitch graphs have been characterized by a small set of forbidden induced subgraphs that identifies them as a subclass of the directed cographs [11, 14]. Modeling different types of events by different labels yields a multi-colored generalization of Fitch graphs that can be regarded as a collection of edge-disjoint sets of Fitch graphs [16]. Here, we further relax the compatibility conditions and consider sets of Fitch maps and trees whose edges are labeled by finite sets. Conceptually, the construction explored in this contribution can be seen as an edge-centered analog of the 2-structures explored in [5, 6, 18].

This contribution is organized as follows. In Section 2, we provide most of the necessary definitions needed here, and continue to characterize Fitch maps in Section 3. To this end, we introduce the notion of (complementary) neighborhoods that additionally provide the necessary information to reconstruct a tree that explains a given Fitch map. In addition, we provide a so-called inequality-condition that is needed to obtain a correct edge-labeling of the underlying trees. In Section 4, we utilize the latter results and show that every Fitch map is explained by a (up to isomorphism) unique least-resolved tree. Moreover, we show that every Fitch map is characterized in terms of so-called forbidden submaps. In Section 5, we consider k -restricted Fitch maps, i.e., Fitch maps that are explained by edge-labeled trees for which the number of colors on their edges does not exceed a prescribed integer k . We provide a constructive characterization of k -restricted Fitch maps, and show that, in general, k -restricted Fitch maps cannot be characterized in terms of forbidden submaps. In Section 6, we finally provide a polynomial-time algorithm to recognize Fitch maps \mathcal{E} and, in the affirmative case, to reconstruct the unique least-resolved tree that explains \mathcal{E} . We complete this work with a short outlook where we provide a couple of open questions for further research.

2 Preliminaries

Basics For a finite set X we put $[X \times X]_{\text{irr}} := X \times X \setminus \{(x, x) : x \in X\}$, and $\binom{X}{k} := \{X' \subseteq X : |X'| = k\}$. We consider undirected graphs $G = (V, E)$ with finite vertex set V and edge set $E \subseteq \binom{V}{2}$. Hence, the graphs considered here do not contain loops or multiple edges. A graph $H = (W, F)$ is a *subgraph* of $G = (V, E)$, denoted by $H \subseteq G$, if $W \subseteq V$ and $F \subseteq E$.

Trees A *rooted tree* is a connected, cycle-free graph with a distinguished vertex $\rho_T \in V$, called *root* of T . Let $T = (V, E)$ be a rooted tree. Then, the unique path from the vertex $v \in V$ to the vertex $w \in V$ is denoted by $P_T(v, w)$. A *leaf* of T is a vertex $v \in V \setminus \{\rho_T\}$ such that $\deg_T(v) = 1$. The set of all leaves of T will be denoted by $\mathcal{L}(T)$. The vertices in $\mathring{V}(T) := V \setminus \mathcal{L}(T)$ are called *inner* vertices. All edges in $\mathring{E}(T) := \{\{v, w\} \in E : v, w \in \mathring{V}(T)\}$ are called *inner* edges. Edges of T that are not contained in $\mathring{E}(T)$ are called *outer* edges. Every rooted tree carries a natural partial order \preceq_T on the vertex set V that can be obtained by setting $v \preceq_T w$ if and only if the path from ρ_T to w contains v . In this case, we call v an *ancestor* of w , w a *descendant* of v , and say that v and w are *comparable*. Instead of writing $v \preceq_T w$ and $v \neq w$, we will use $v \prec_T w$.

It will be convenient to use a notation for edges $\{v, w\} \in E$ that implies which one of the vertices in $\{v, w\}$ is closer to the root. Therefore, we always write $(v, w) \in E$ to indicate that $v \prec_T w$. In this case, the unique vertex v is called *parent* of w , denoted by $\text{par}_T(w)$. For a non-empty subset $V' \subseteq V$ of vertices, the *last common ancestor* of V' , denoted by $\text{lca}_T(V')$, is the unique \preceq_T -maximal vertex of T that is an ancestor of every vertex in V' . We will make use of the simplified notation $\text{lca}_T(x, y) := \text{lca}_T(\{x, y\})$ for $V' = \{x, y\}$. We will omit the explicit reference to T for \preceq_T , $\text{par}_T(w)$ and lca_T , whenever it is clear which tree is considered.

A *phylogenetic tree* T on X is a rooted tree T with leaf set $\mathcal{L}(T) = X$, with the degree $\deg_T(\rho_T) \geq 2$, and the degree $\deg_T(v) \geq 3$ for every inner vertex $v \in \mathring{V}(T) \setminus \{\rho_T\}$.

A *rooted triple*, denoted by $xy|z$, is a phylogenetic tree on $\{x, y, z\}$ with $\text{lca}(x, y, z) \prec \text{lca}(x, y)$. A triple $xy|z$ is *displayed* by a rooted tree T , if $\text{lca}_T(x, y, z) \prec_T \text{lca}_T(x, y)$. We denote with $\mathfrak{R}(T)$ the set of all triples that are displayed by T . A set R of triples is called *compatible* if $\langle R \rangle \neq \emptyset$, where $\langle R \rangle$ denotes the set of all trees that display R . Moreover, the closure \bar{R} of an arbitrary compatible set R of triples is defined by $\bar{R} = \bigcap_{T \in \langle R \rangle} \mathfrak{R}(T)$. In other words, \bar{R} contains all triples that are displayed by every tree that also display R , see e.g. [2, 12, 27] for further details. In fact, \bar{R} satisfies the usual properties for a closure operator [2], i.e., $R \subseteq \bar{R}$, $\bar{\bar{R}} = \bar{R}$, and if $R' \subseteq R$, then $\bar{R}' \subseteq \bar{R}$.

Clusters and Hierarchies Let X be a finite set, and let $\mathcal{H} \subseteq \mathcal{P}(X)$ be a set system on X . Then, we say that \mathcal{H} is *hierarchy-like* if $P \cap Q \in \{P, Q, \emptyset\}$ for all $P, Q \in \mathcal{H}$. The set system \mathcal{H} is a *hierarchy* (on X) if it is hierarchy-like and in addition satisfies $X \in \mathcal{H}$ and $\{x\} \in \mathcal{H}$ for all $x \in X$.

Given a phylogenetic tree $T = (V, E)$, we define for each vertex $v \in V$ the set of descendant leaves as $C_T(v) := \{x \in \mathcal{L}(T) : v \preceq_T x\}$. We say that $C_T(v)$ is a *cluster* of T . Moreover, the *cluster set* of T is $\mathcal{C}(T) := \{C_T(v) : v \in V\}$. In this context, it is well-known that $\mathcal{C}(T)$ forms a hierarchy and that there is a one-to-one correspondence between (isomorphism classes of) rooted trees and their cluster sets:

Lemma 2.1 ([28, Thm. 3.5.2]). *For a given subset $H \subseteq \mathcal{P}(X)$, there is a phylogenetic tree T on X with $H = \mathcal{C}(T)$ if and only if H is a hierarchy on X . Moreover, if there is such a phylogenetic tree T on X , then, up to isomorphism, T is unique.*

3 Characterization of Generalized Fitch maps

3.1 Definitions

Definition 3.1. Let M be an arbitrary finite set of colors. An *edge-labeled (phylogenetic) tree* (T, λ) on X (with M) is a phylogenetic tree $T = (V, E)$ on X together with a map $\lambda : E \rightarrow \mathcal{P}(M)$.

We will often refer to the map λ as the *edge-labeling* and call e an *m-edge* if $m \in \lambda(e)$. Note that the choice of $m \in \lambda(e)$ may not be unique. An edge can be an *m*- and *m'*-edge at the same time.

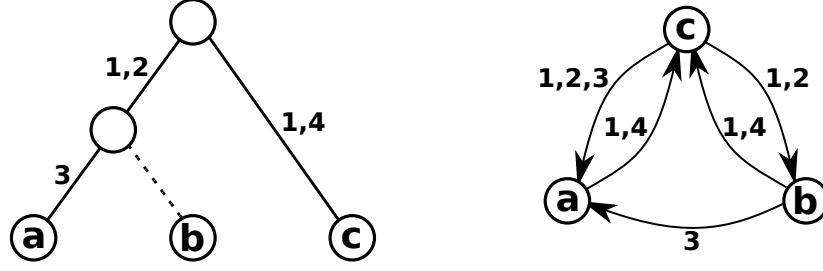


Figure 1: The edge-labeled tree (T, λ) with the leaf set $\mathcal{L}(T) = \{a, b, c\} =: X$ on the left explains the displayed Fitch map $\varepsilon: [X \times X]_{\text{irr}} \rightarrow \mathcal{P}(M)$ with the color set $M = \{1, 2, 3, 4\}$ on the right. It is easy to see that Fitch maps are not necessarily symmetric as e.g. $\varepsilon(a, b) \neq \varepsilon(b, a)$. Moreover, we can observe that $1 \in \varepsilon(a, c)$, $1 \in \varepsilon(c, b)$ but $1 \notin \varepsilon(a, b) = \emptyset$. Therefore, Fitch maps are not “transitive” in general.

To avoid trivial cases, we assume from here on that both the set X of leaves and the set M of colors is non-empty.

Definition 3.2. A map $\varepsilon: [X \times X]_{\text{irr}} \rightarrow \mathcal{P}(M)$ is a *Fitch map* if there is an edge-labeled tree (T, λ) with leaf set X and edge labeling $\lambda: E(T) \rightarrow M$ such that for every pair $(x, y) \in [X \times X]_{\text{irr}}$ holds

$$m \in \varepsilon(x, y) \iff \text{there is an } m\text{-edge on the path from } \text{lca}(x, y) \text{ to } y.$$

In this case we say that (T, λ) *explains* ε .

Figure 1 provides an illustrative example of a Fitch map ε and its corresponding tree (T, λ) .

A map $\varepsilon: [X \times X]_{\text{irr}} \rightarrow \mathcal{P}(M)$ is called *monochromatic* if $|M| = 1$. Monochromatic Fitch maps are equivalent to the “Fitch relations” studied by Geiß et al. [11], and Hellmuth and Seemann [14].

The map ε can also be interpreted as a set of $|M|$ not necessarily disjoint binary relations on X defined by the sets of pairs $\{(x, y) \in [X \times X]_{\text{irr}} : m \in \varepsilon(x, y)\}$ for each fixed color $m \in M$. These relations are disjoint if and only if $|\varepsilon(x, y)| \leq 1$ for every $(x, y) \in [X \times X]_{\text{irr}}$, in which case we call ε a *disjoint* map. Disjoint Fitch maps are equivalent to “multi-colored Fitch graphs” studied by Hellmuth [16].

The Fitch maps defined here correspond to directed multi-graphs with the restriction that there are no parallel arcs of the same color. Note, we may also allow parallel arcs with the same color m provided that this still means that there is an m -edge along the path from $\text{lca}(x, y)$ to y . However, we must omit parallel edges with the same color m whenever the multiplicity k of a parallel m -edge implies that at least k m -edges must occur along the path from $\text{lca}(x, y)$ to y , an issue that may be part of future research.

3.2 Characterization via Neighborhoods

We start by generalizing the approach developed by Hellmuth and Seemann [14] for the monochromatic case.

Definition 3.3. For a map $\varepsilon: [X \times X]_{\text{irr}} \rightarrow \mathcal{P}(M)$, the set

$$N_{-m}[y] := \{x \in X \setminus \{y\} : m \notin \varepsilon(x, y)\} \cup \{y\}.$$

is the (*complementary*) *neighborhood* $y \in X$ for color $m \in M$ (w.r.t. ε).

We write $\mathcal{N}[\varepsilon] := \{N_{-m}[y] : y \in X, m \in M\}$ for the set of complementary neighborhoods of ε .

The key conditions characterizing Fitch relations in [14] are naturally generalized as follows:

Definition 3.4. A map $\varepsilon: [X \times X]_{\text{irr}} \rightarrow \mathcal{P}(M)$ satisfies

- the *hierarchy-like-condition (HLC)* if $\mathcal{N}[\varepsilon]$ is hierarchy-like; and
- the *inequality-condition (IC)* if for every neighborhood $N := N_{-m}[y] \in \mathcal{N}[\varepsilon]$ and every $y' \in N$, we have $|N_{-m}[y']| \leq |N|$.

The example in Fig. 1 gives some intuition for the definition of the sets $N_{-m}[y]$ and $\mathcal{N}[\varepsilon]$: Here, we have $N_{-1}[b] = \{a, b\}$ and $N_{-4}[b] = \{a, b, c\}$. In this example, we obtain all clusters of size at least 2, and thus, all clusters that are needed to recover the tree that explains the map ε . In fact, $\mathcal{N}[\varepsilon]$ is hierarchy-like. However, even if $\mathcal{N}[\varepsilon]$ is hierarchy-like it may be the case that there is no tree that can explain ε , as we shall see below. As in [14] the IC will turn out to be necessary as well.

The following proposition is crucial for the remaining part of this paper as it provides a quite powerful characterization of neighborhoods and edge-labeled trees that explain a Fitch map.

Proposition 3.5. *Let (T, λ) be an edge-labeled tree explaining the Fitch map $\varepsilon: [X \times X]_{\text{irr}} \rightarrow \mathcal{P}(M)$. Then, for every leaf $y \in X$ and every color $m \in M$ there is a vertex $v \in V(T)$ such that the following two equivalent statements are satisfied:*

1. *a) There is no m -edge on the path from v to y and
b) the edge $(\text{par}(v), v)$ is an m -edge unless $v = \rho_T$.*
2. $N_{-m}[y] = C_T(v)$.

Proof. Let $\varepsilon: [X \times X]_{\text{irr}} \rightarrow \mathcal{P}(M)$ be a Fitch map that is explained by (T, λ) . Furthermore, let $y \in X$ be an arbitrary leaf and $m \in M$ be an arbitrary color.

First, we show that there is a vertex $v \in V(T)$, which satisfies Statement (1). Let $v \in V(T)$ be the vertex that is an ancestor of y and is closest to the root ρ_T such that there is no m -edge on the path from v to y . Note that $v = y$ is possible. By the choice of v , Statement (1a) is trivially satisfied. Now, assume that $v \neq \rho_T$. This, together with the fact that v is closest to the root among all ancestors of y that satisfies that there is no m -edge on the path from v to y , implies that $(\text{par}(v), v)$ is an m -edge. Therefore, Statement (1b) is also satisfied.

Next, we show that Statement (1) implies Statement (2). For fixed m and y , consider a vertex $v \in V(T)$ satisfying (1a) and (1b).

First, we establish $v \preceq y$. Since y is a leaf, we either have $v \preceq y$ or v and y are not comparable. Assume for contradiction that v and y are not comparable, and thus $v \neq \rho_T$. Therefore, Statement (1b) implies that $(\text{par}(v), v)$ is an m -edge. However, $(\text{par}(v), v)$ lies on the path from v to y ; a contradiction to Statement (1a). Thus, v and y must be comparable, and therefore $v \preceq y$.

In order to see that $C_T(v) \subseteq N_{-m}[y]$, we consider $x \in C_T(v)$, i.e. $v \preceq x$. This, together with $v \preceq y$ implies that $v \preceq \text{lca}(x, y) \preceq y$. Hence, $P_T(\text{lca}(x, y), y) \subseteq P_T(v, y)$. This, together with Statement (1a), implies that there is no m -edge on the path from $\text{lca}(x, y)$ to y . Since (T, λ) explains ε , we have $x \in N_{-m}[y]$.

Next, in order to see that $N_{-m}[y] \subseteq C_T(v)$, we consider $x \in N_{-m}[y]$. Note that $v \preceq y$ implies that $y \in C_T(v)$. Therefore, if $x = y$, then $x = y \in C_T(v)$. Now, assume that $x \neq y$. Hence, we have $x \in N_{-m}[y] \setminus \{y\}$, and therefore $m \notin \varepsilon(x, y)$. Thus, since (T, λ) explains ε , there is no m -edge on the path from $\text{lca}(x, y)$ to y . Note that if $\text{lca}(x, y) \prec v \preceq y$, then $v \neq \rho_T$ and Statement (1b) implies that $(\text{par}(v), v)$ is an m -edge that, in particular, is on the path from $\text{lca}(x, y)$ to y ; a contradiction. Thus, $\text{lca}(x, y)$ cannot be a strict ancestor of v . Moreover, $v \preceq y$ and $\text{lca}(x, y) \preceq y$ imply that $\text{lca}(x, y)$ and v are comparable. The latter arguments together imply that $v \preceq \text{lca}(x, y) \preceq x$. Hence, $x \in C_T(v)$.

We proceed to show that Statement (2) implies Statement (1). Suppose that Statement (2) is satisfied. If $v = y$, then Statement (1a) is trivially satisfied. Now, assume that $v \neq y$. Choose an $x \in X$ such that $\text{lca}(x, y) = v$. Note that $v \neq y$ implies that x and y are distinct. This and $x \in C_T(v) = N_{-m}[y]$ imply that $m \notin \varepsilon(x, y)$. This and the fact that (T, λ) explains ε imply that there is no m -edge on the path from $v = \text{lca}(x, y)$ to y . In summary, Statement (1a) is satisfied.

Now, assume that $v \neq \rho_T$. Hence, there is a parent $\text{par}(v)$ of v . Therefore, we can choose a vertex $x' \in C_T(\text{par}(v)) \setminus C_T(v)$. Hence, $\text{par}(v) = \text{lca}(x', y)$. Since $x' \notin C_T(v) = N_{-m}[y]$ and $x' \neq y$, we have $m \in \varepsilon(x', y)$. This, together with the fact that (T, λ) explains ε , implies that there is an m -edge on the path from $\text{lca}(x', y) = \text{par}(v)$ to y . We have already shown that Statement (1a) is satisfied, and thus, there is no m -edge on the path from v to y . The latter two arguments imply that $(\text{par}(v), v)$ must be an m -edge. Therefore, Statement (1b) is also true. ■

Proposition 3.5 has several simple but important consequences.

Corollary 3.6. *Every Fitch map ε satisfies the hierarchy-like-condition (HLC), and $\mathcal{N}[\varepsilon] \subseteq \mathcal{C}(T)$ for every tree (T, λ) that explains ε .*

Proof. Let (T, λ) be an arbitrary tree that explains ε . By Prop. 3.5, for every neighborhood $N_{-m}[y] \in \mathcal{N}[\varepsilon]$ there is always a vertex $v \in V(T)$ with $N_{-m}[y] = C_T(v) \in \mathcal{C}(T)$. Hence, $\mathcal{N}[\varepsilon] \subseteq \mathcal{C}(T)$. By Lemma 2.1, the set $\mathcal{C}(T)$ forms a hierarchy. Since every subset of the cluster-set $\mathcal{C}(T)$ of a phylogenetic tree T is hierarchy-like, the map ε satisfies HLC. ■

Moreover, Prop. 3.5 can also be used to show

Corollary 3.7. *Every Fitch map ε satisfies the inequality-condition (IC).*

Proof. Let $\varepsilon: [X \times X]_{\text{irr}} \rightarrow \mathcal{P}(M)$ be a Fitch map that is explained by (T, λ) . Furthermore, let $y \in X$ be an arbitrary leaf and $m \in M$ be an arbitrary color; and let $y' \in N := N_{-m}[y]$. We need to show that $|N_{-m}[y']| \leq |N|$.

By Cor. 3.6, we have $\mathcal{N}[\varepsilon] \subseteq \mathcal{C}(T)$ and therefore, $N_{-m}[y'], N \in \mathcal{N}[\varepsilon] \subseteq \mathcal{C}(T)$ are clusters. Hence, there are vertices $v, v' \in V(T)$ such that $N = C_T(v)$ and $N_{-m}[y'] = C_T(v')$. Since $y' \in N = C_T(v)$ and by definition $y' \in N_{-m}[y'] = C_T(v')$, we have $v \preceq y'$ and $v' \preceq y'$. Hence, both v and v' are contained in the unique path from y' to the root. Thus v and v' are comparable.

Suppose that v' is a strict ancestor of v , i.e. $v' \prec v$. Then, the edge $(\text{par}(v), v)$ lies on the path $P_T(v', y)$. Moreover, $N_{-m}[y'] = C_T(v')$ together with Proposition 3.5 (1a, 2) implies that there is no m -edge on the path $P_T(v', y)$. The latter arguments together imply that the edge $(\text{par}(v), v)$ is not an m -edge. However, using Proposition 3.5 (1b, 2) for $N = C_T(v)$ implies that $(\text{par}(v), v)$ is an m -edge; this is a contradiction. Therefore we must have $v \preceq v'$. This implies $N_{-m}[y'] = C_T(v') \subseteq C_T(v) = N$, and thus also the desired inequality $|N_{-m}[y']| \leq |N|$. ■

Before we show that HLC and IC are also sufficient conditions for Fitch maps, we provide the following interesting result.

Lemma 3.8. *Let $\varepsilon: [X \times X]_{\text{irr}} \rightarrow \mathcal{P}(M)$ be a Fitch map, and let*

$$\mathcal{R}(\varepsilon) := \bigcup_{N \in \mathcal{N}[\varepsilon]} \{ab|c : a, b \in N \text{ and } c \in X \setminus N\}$$

be a triple set constructed of the neighborhoods of ε . Then, we have the following:

1. *every edge-labeled tree (T, λ) that explains ε displays all triples in $\mathcal{R}(\varepsilon)$, i.e., $\mathcal{R}(\varepsilon) \subseteq \mathcal{R}(T)$.*
2. *$\mathcal{R}(\varepsilon)$ is closed, i.e., $\overline{\mathcal{R}(\varepsilon)} = \mathcal{R}(\varepsilon)$.*

Proof. Let $\varepsilon: [X \times X]_{\text{irr}} \rightarrow \mathcal{P}(M)$ be a Fitch map, and let (T, λ) be a tree that explains ε . Then, assume that $ab|c \in \mathcal{R}(\varepsilon)$. Thus, there is a neighborhood $N \in \mathcal{N}[\varepsilon]$ with $a, b \in N$ and $c \in X \setminus N$. By Prop. 3.5, we conclude that $N = C_T(v)$ for some $v \in V(T)$. Moreover, $c \in X \setminus N$ implies that there is a vertex $w \in V(T)$ with $w = \text{lca}_T(a, b, c)$, and thus $C_T(v) \subsetneq C_T(w)$. The latter directly implies that $\text{lca}_T(a, b, c) = w \prec_T v \preceq_T \text{lca}_T(a, b)$, and thus $ab|c$ is displayed by T .

We proceed with showing that $\mathcal{R}(\varepsilon)$ is closed. First, we apply Corollary 3.6 to conclude that $\mathcal{N}[\varepsilon]$ is hierarchy-like. Thus, $\mathcal{N} := \mathcal{N}[\varepsilon] \cup \{X\} \cup \{\{x\} : x \in X\}$ is a hierarchy. By Lemma 2.1, there is a (unique) tree T such that $\mathcal{C}(T) = \mathcal{N}$. By construction, we conclude that $\mathcal{R}(\varepsilon) = \mathfrak{R}(T)$, and thus $\overline{\mathcal{R}(\varepsilon)} = \overline{\mathfrak{R}(T)}$. Due to the definition of a closure, we have $\mathcal{R}(\varepsilon) = \mathfrak{R}(T) \subseteq \overline{\mathfrak{R}(T)}$. However, since $T \in \langle \mathfrak{R}(T) \rangle$ and due to the definition of a closure, we obtain $\mathfrak{R}(T) = \overline{\mathfrak{R}(T)}$. Therefore, $\mathcal{R}(\varepsilon) = \mathfrak{R}(T) = \overline{\mathfrak{R}(T)} = \overline{\mathcal{R}(\varepsilon)}$. Hence, $\mathcal{R}(\varepsilon)$ is closed. ■

In order to show that HLC and IC are also sufficient conditions for Fitch maps, we define a particular edge-labeled tree $\mathcal{T}(\varepsilon) = (T, \lambda)$ and proceed by proving that $\mathcal{T}(\varepsilon)$ explains ε .

Definition 3.9. Let $\varepsilon: [X \times X]_{\text{irr}} \rightarrow \mathcal{P}(M)$ be a map that satisfies HLC. The edge-labeled tree $\mathcal{T}(\varepsilon) = (T, \lambda)$ on X (with M) has the cluster set

$$\mathcal{C}(T) = \mathcal{N}[\varepsilon] \cup \{X\} \cup \{\{x\} : x \in X\} \quad (\text{a})$$

and each edge $(\text{par}(v), v)$ of T obtains the label

$$\lambda(\text{par}(v), v) := \{m \in M : \text{there is a } y \in X \text{ with } C_T(v) = N_{-m}[y]\}. \quad (\text{b})$$

We first note that $\mathcal{T}(\varepsilon) = (T, \lambda)$ as specified in Def. 3.9 is well-defined: If there is a map $\varepsilon: [X \times X]_{\text{irr}} \rightarrow \mathcal{P}(M)$ that satisfies HLC, then $\mathcal{C}(T)$ as defined in Def. 3.9 is indeed a hierarchy. This, together with Lemma 2.1, implies that the phylogenetic tree T on X is well-defined. The edge-labeling $\lambda: E \rightarrow \mathcal{P}(M)$ in Def. 3.9 requires only the existence of vertices $y \in X$ with $C_T(v) = N_{-m}[y]$ for some $m \in M$, and thus, λ is also well-defined.

Now, we are in the position to show that HLC and IC are sufficient for Fitch maps.

Lemma 3.10. Let $\varepsilon: [X \times X]_{\text{irr}} \rightarrow \mathcal{P}(M)$ be a map that satisfies HLC and IC. Then, ε is a Fitch map explained by $\mathcal{T}(\varepsilon)$.

Proof. Let $\varepsilon: [X \times X]_{\text{irr}} \rightarrow \mathcal{P}(M)$ be a map that satisfies HLC and IC, and let $\mathcal{T}(\varepsilon) = (T, \lambda)$ be the edge-labeled tree as in Def. 3.9.

To show that ε is a Fitch map it suffices to show that $\mathcal{T}(\varepsilon)$ explains ε . To this end, we will show that for every $(x, y) \in [X \times X]_{\text{irr}}$ we have the following:

$$m \in \varepsilon(x, y) \iff \text{there is an } m\text{-edge on the path from } \text{lca}(x, y) \text{ to } y.$$

Let $(x, y) \in [X \times X]_{\text{irr}}$, and suppose that $m \in \varepsilon(x, y)$. Hence, $x \notin N_{-m}[y]$. By construction of $\mathcal{T}(\varepsilon)$, the set $N_{-m}[y] \in \mathcal{N}[\varepsilon] \subseteq \mathcal{C}(T)$ is a cluster. Hence, there is a vertex $v \in V$ with $N_{-m}[y] = C_T(v)$. Since $y \in N_{-m}[y] = C_T(v)$, i.e. $v \preceq y$, and $\text{lca}(x, y) \preceq y$, we conclude that v and $\text{lca}(x, y)$ are comparable. Moreover, since $x \notin N_{-m}[y] = C_T(v)$, i.e. $v \not\preceq x$, and $\text{lca}(x, y) \preceq x$, we can conclude that $v \not\preceq \text{lca}(x, y)$. The latter two arguments imply that $\text{lca}(x, y) \prec v$; and therefore, $\text{lca}(x, y) \preceq \text{par}(v) \prec v \preceq y$. Hence, the edge $(\text{par}(v), v)$ lies on the path from $\text{lca}(x, y)$ to y . Since $C_T(v) = N_{-m}[y]$, $v \neq \rho_T$ and by the construction of $\mathcal{T}(\varepsilon)$, we have $m \in \lambda(\text{par}(v), v)$, i.e. $(\text{par}(v), v)$ is an m -edge. Hence, there is the m -edge $(\text{par}(v), v)$ that lies on the path from $\text{lca}(x, y)$ to y .

Conversely, suppose that there is an m -edge $(\text{par}(v), v)$ on the path from $\text{lca}(x, y)$ to y in $\mathcal{T}(\varepsilon)$, and that $(x, y) \in [X \times X]_{\text{irr}}$. By construction of $\mathcal{T}(\varepsilon)$, cf. Def. 3.9 (b), there is a leaf $y' \in X$ with $C_T(v) = N_{-m}[y'] =: N$.

We continue to show that $N_{-m}[y] \subseteq C_T(v)$. Since v lies on the path $P_T(\text{lca}(x, y), y)$, we have $v \preceq y$, and thus $y \in C_T(v)$. By the construction of $\mathcal{T}(\varepsilon)$, we have $\mathcal{N}[\varepsilon] \subseteq \mathcal{C}(T)$; and therefore, $N_{-m}[y], C_T(v) \in \mathcal{C}(T)$ are clusters. This, together with $y \in C_T(v) \cap N_{-m}[y] \neq \emptyset$, implies either $N_{-m}[y] \subseteq C_T(v)$ or $C_T(v) \subsetneq N_{-m}[y]$. Moreover, since ε satisfies the IC and $y \in N = C_T(v)$ it must hold that $|N_{-m}[y]| \leq |N| = |C_T(v)|$. The latter two arguments immediately imply $N_{-m}[y] \subseteq C_T(v)$. Furthermore, since $(\text{par}(v), v)$ lies on the path from $\text{lca}(x, y)$ to y , we can conclude that $x \notin C_T(v)$.

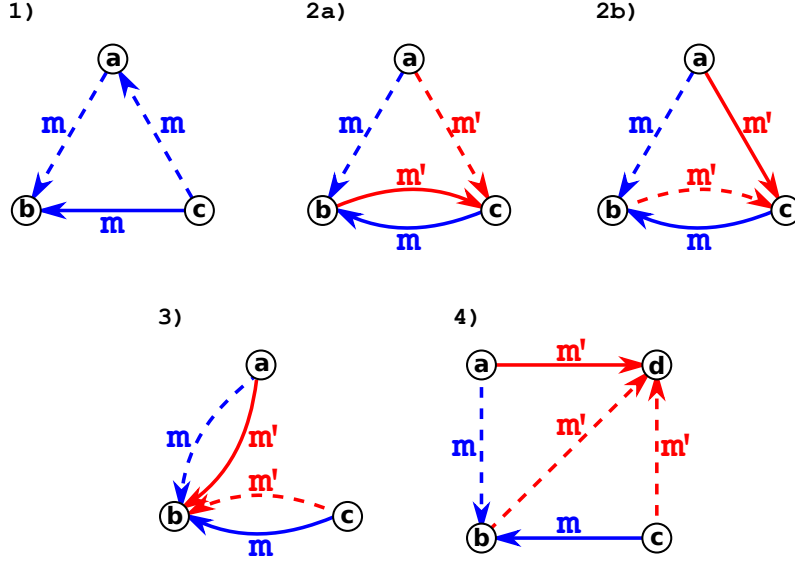


Figure 2: Based on Lemma 3.13, there are five forbidden (not necessarily induced) submaps on one or two colors. The colored graph-representation of these maps are shown here. Solid edges indicate that the particular color must occur, while dashed edges indicate that the particular color must not occur. Note, m, m' are not necessarily distinct except for the Cases (3) and (4).

This and $N_{-m}[y] \subseteq C_r(v)$ imply that $x \notin N_{-m}[y]$. Hence, by definition of $N_{-m}[y]$ we must have $m \in \varepsilon(x, y)$.

To summarize, for any pair $(x, y) \in [X \times X]_{\text{irr}}$ we have $m \in \varepsilon(x, y)$ if and only if there is an m -edge on the path from $\text{lca}(x, y)$ to y in $\mathcal{T}(\varepsilon)$. Therefore, $\mathcal{T}(\varepsilon)$ explains ε ; and thus, ε is a Fitch map. ■

Corollaries 3.6 and 3.7, together with Lemma 3.10, imply

Theorem 3.11. A map $\varepsilon: [X \times X]_{\text{irr}} \rightarrow \mathcal{P}(M)$ is a Fitch map if and only if

1. $\mathcal{N}[\varepsilon]$ is hierarchy-like (HLC); and
2. for every neighborhood $N := N_{-m}[y] \in \mathcal{N}[\varepsilon]$ and every leaf $y' \in N$, we have $|N_{-m}[y']| \leq |N|$ (IC).

Note that Theorem 3.11 and [14, Thm. 4] are equivalent in case that ε is a monochromatic Fitch map.

3.3 Characterization via Forbidden Submaps

Monochromatic Fitch maps $\varepsilon: [X \times X]_{\text{irr}} \rightarrow \mathcal{P}(M)$ with $|M| = 1$ are characterized by a small set of forbidden subgraphs [11, 19]. In what follows, we show that also non-monochromatic Fitch maps have a forbidden submap characterization as defined as follows:

Definition 3.12. Let $\varepsilon: [X \times X]_{\text{irr}} \rightarrow \mathcal{P}(M)$ and $\varepsilon': [X' \times X']_{\text{irr}} \rightarrow \mathcal{P}(M')$ be two maps. Then, the map ε' is a *submap* of ε if $X' \subseteq X$, and $\varepsilon'(x, y) \subseteq \varepsilon(x, y)$ for every $(x, y) \in [X' \times X']_{\text{irr}}$. In addition, a submap ε' is an *induced* submap of ε if $\varepsilon'(x, y) = \varepsilon(x, y)$ for every $(x, y) \in [X' \times X']_{\text{irr}}$.

For the characterization in terms of forbidden submaps, we first provide the next lemma, which is illustrated in Fig. 2.

Lemma 3.13. A map $\varepsilon: [X \times X]_{\text{irr}} \rightarrow \mathcal{P}(M)$ is not a Fitch map if and only if there are (not necessarily distinct) colors $m, m' \in M$ and

- there is a subset $\{a, b, c\} \in \binom{X}{3}$ with $m \in \varepsilon(c, b)$ and $m \notin \varepsilon(a, b)$ that satisfies one of the following conditions

1. $m \notin \varepsilon(c, a)$, or
2. a) $m' \notin \varepsilon(a, c)$ and $m' \in \varepsilon(b, c)$, or
b) $m' \in \varepsilon(a, c)$ and $m' \notin \varepsilon(b, c)$, or
3. $m \neq m'$, $m' \notin \varepsilon(c, b)$ and $m' \in \varepsilon(a, b)$; or
- there is a subset $\{a, b, c, d\} \in \binom{X}{4}$ with $m \in \varepsilon(c, b)$ and $m \notin \varepsilon(a, b)$ that satisfies
4. $m \neq m'$, $m' \notin \varepsilon(b, d) \cup \varepsilon(c, d)$ and $m' \in \varepsilon(a, d)$.

Proof. Let $\varepsilon: [X \times X]_{\text{irr}} \rightarrow \mathcal{P}(M)$ be an arbitrary map. First, suppose that ε is not a Fitch map. Thus, Theorem 3.11 implies that ε does not satisfy HLC or IC.

First, suppose that ε does not satisfy IC. Hence, there is a neighborhood $N_{-m}[b] \in \mathcal{N}[\varepsilon]$ and a vertex $a \in N$ such that $|N_{-m}[a]| > |N_{-m}[b]|$. Hence, $a \neq b$ and there is a vertex $c \in N_{-m}[a] \setminus N_{-m}[b]$. Since $a, b \in N_{-m}[b]$, we have $c \neq a$ and $c \neq b$, and hence $\{a, b, c\} \in \binom{X}{3}$. Since $c \notin N_{-m}[b]$, it must hold that $m \in \varepsilon(c, b)$. Since $a \in N_{-m}[b]$, it must hold that $m \notin \varepsilon(a, b)$. Since $c \in N_{-m}[a]$, it must hold that $m \notin \varepsilon(c, a)$. The last three observations imply that Condition (1) is satisfied.

Now, assume that ε does not satisfy HLC, and thus that $\mathcal{N}[\varepsilon]$ is not hierarchy-like. Hence, there are two neighborhoods $N_{-m}[y], N_{-m'}[y'] \in \mathcal{N}[\varepsilon]$ such that $N_{-m}[y] \cap N_{-m'}[y'] \notin \{\emptyset, N_{-m}[y], N_{-m'}[y']\}$. This, together with the fact that $y \in N_{-m}[y]$ and $y' \in N_{-m'}[y']$, implies that there are three mutually exclusive cases that need to be examined:

- (A) neither of y and y' is contained in $N_{-m}[y] \cap N_{-m'}[y']$,
- (B) exactly one element of $\{y, y'\}$ is contained in $N_{-m}[y] \cap N_{-m'}[y']$,
- (C) both y and y' are contained in $N_{-m}[y] \cap N_{-m'}[y']$.

First, consider Case (A). This case is equivalent to $y \in N_{-m}[y] \setminus N_{-m'}[y']$ and $y' \in N_{-m'}[y'] \setminus N_{-m}[y]$. Since $N_{-m}[y] \cap N_{-m'}[y'] \neq \emptyset$, there is a vertex $a \in N_{-m}[y] \cap N_{-m'}[y']$ with $y, y' \neq a$. Thus, a, y and y' are pairwise distinct. Since $y \notin N_{-m'}[y']$, we have $m' \in \varepsilon(y, y')$, and since $y' \notin N_{-m}[y]$, we have $m \in \varepsilon(y', y)$. Moreover, since $a \in N_{-m}[y] \cap N_{-m'}[y']$, we have $m \notin \varepsilon(a, y)$ and $m' \notin \varepsilon(a, y')$. Now, put $b := y$ and $c := y'$. Then, we have found a subset $\{a, b = y, c = y'\} \in \binom{X}{3}$ such that $m \in \varepsilon(c, b)$, $m \notin \varepsilon(a, b)$, $m' \notin \varepsilon(a, c)$ and $m' \in \varepsilon(b, c)$. Hence, Condition (2a) is satisfied.

Now, consider Case (B). We can assume w.l.o.g. that $y \in N_{-m}[y] \cap N_{-m'}[y']$ and $y' \in N_{-m'}[y'] \setminus N_{-m}[y]$. Since $N_{-m}[y] \setminus N_{-m'}[y'] \neq \emptyset$, there is a vertex $a \in N_{-m}[y] \setminus N_{-m'}[y']$ with $y, y' \neq a$. Thus, a, y and y' are pairwise distinct. Since $y \in N_{-m'}[y']$, we have $m' \notin \varepsilon(y, y')$, and since $y' \notin N_{-m}[y]$, we have $m \in \varepsilon(y', y)$. Moreover, since $a \in N_{-m}[y] \setminus N_{-m'}[y']$, we have $m \notin \varepsilon(a, y)$ and $m' \in \varepsilon(a, y')$. Now, put $b := y$ and $c := y'$. Then, we have found a subset $\{a, b = y, c = y'\} \in \binom{X}{3}$ such that $m \in \varepsilon(c, b)$, $m \notin \varepsilon(a, b)$, $m' \in \varepsilon(a, c)$ and $m' \notin \varepsilon(b, c)$. Hence, Condition (2b) is satisfied.

Next, consider Case (C). Here we consider the two subcases (i) $y = y'$ and (ii) $y \neq y'$. Let us start with Subcase (C.i) and suppose that $y = y'$. Since $N_{-m}[y] \cap N_{-m'}[y] \notin \{\emptyset, N_{-m}[y], N_{-m'}[y]\}$, we can directly conclude that $m \neq m'$. Moreover, since $N_{-m}[y] \setminus N_{-m'}[y] \neq \emptyset$ and $N_{-m'}[y] \setminus N_{-m}[y] \neq \emptyset$, there are two distinct vertices $a \in N_{-m}[y] \setminus N_{-m'}[y]$ and $c \in N_{-m'}[y] \setminus N_{-m}[y]$. Hence, a, c and y are pairwise distinct. Since $a \in N_{-m}[y] \setminus N_{-m'}[y]$, we have $m \notin \varepsilon(a, y)$ and $m' \in \varepsilon(a, y)$. Moreover, since $c \in N_{-m'}[y] \setminus N_{-m}[y]$, we have $m' \notin \varepsilon(c, y)$ and $m \in \varepsilon(c, y)$. Now, put $b := y$. Then, we have found a subset $\{a, b = y, c\} \in \binom{X}{3}$ such that $m \in \varepsilon(c, b)$, $m \notin \varepsilon(a, b)$, $m' \notin \varepsilon(c, b)$ and $m' \in \varepsilon(a, b)$. This, together with $m \neq m'$, implies that Condition (3) is satisfied.

Finally, consider Subcase (C.ii) and suppose that $y \neq y'$. Since $N_{-m}[y] \setminus N_{-m'}[y'] \neq \emptyset$ and $N_{-m'}[y'] \setminus N_{-m}[y] \neq \emptyset$, there are two distinct vertices $x \in N_{-m}[y] \setminus N_{-m'}[y']$ and $x' \in N_{-m'}[y'] \setminus N_{-m}[y]$. Hence, x, x', y and y' are pairwise distinct, since $y, y' \in N_{-m}[y] \cap N_{-m'}[y']$ are distinct. Since $x \in N_{-m}[y] \setminus N_{-m'}[y']$, we have $m \notin \varepsilon(x, y)$ and $m' \in \varepsilon(x, y)$. Since $y \in N_{-m'}[y']$, we have $m' \notin \varepsilon(y, y')$. Moreover, since $x' \in N_{-m'}[y'] \setminus N_{-m}[y]$, we have $m' \notin \varepsilon(x', y')$ and $m \in \varepsilon(x', y)$.

Now, assume that $m = m'$. Then, put $a := y$, $b := y'$ and $c := x$. Thus, we have found a subset $\{a = y, b = y', c = x\} \in \binom{X}{3}$ such that $m = m' \in \varepsilon(c, b)$, $m = m' \notin \varepsilon(a, b)$, $m \notin \varepsilon(c, a)$. Hence, Condition (1) is satisfied.

Next, assume that $m \neq m'$. Then, put $a := x, b := y, c := x'$ and $d := y'$. Then, we have found a subset $\{a = x, b = y, c = x', d = y'\} \in \binom{X}{4}$ such that $m \in \varepsilon(c, b), m \notin \varepsilon(a, b), m' \notin \varepsilon(b, d) \cup \varepsilon(c, d)$ and $m' \in \varepsilon(a, d)$. This, together with $m \neq m'$, implies that Condition (4) is satisfied.

In summary, if ε is not a Fitch map, then at least one of the Conditions (1), (2), (3) and (4) must be satisfied.

Conversely, suppose that $\varepsilon: [X \times X]_{\text{irr}} \rightarrow \mathcal{P}(M)$ satisfies at least one of the Conditions (1), (2) (3) or (4). First, assume that Condition (1) holds. Then, $a \in N_{\neg m}[a] \cap N_{\neg m}[b]$ and $c \in N_{\neg m}[a] \setminus N_{\neg m}[b]$. If $N_{\neg m}[b] \not\subseteq N_{\neg m}[a]$, then $\mathcal{N}[\varepsilon]$ is not hierarchy-like; and therefore, Theorem 3.11 implies that ε is not a Fitch map. Since $c \in N_{\neg m}[a] \setminus N_{\neg m}[b]$ implies that $N_{\neg m}[a] \neq N_{\neg m}[b]$, we can now assume that $N_{\neg m}[b] \subsetneq N_{\neg m}[a]$. Hence, there is a neighborhood $N := N_{\neg m}[b]$ and a vertex $a \in N$ such that $|N_{\neg m}[a]| > |N|$; and therefore, ε does not satisfy the inequality-condition (IC). Theorem 3.11 implies that ε is not a Fitch map. Hence, either way, if ε satisfies Condition (1), then ε is not a Fitch map.

Now, if Condition (2a) is satisfied, then $a \in N_{\neg m}[b] \cap N_{\neg m'}[c], b \in N_{\neg m}[b] \setminus N_{\neg m'}[c]$ and $c \in N_{\neg m'}[c] \setminus N_{\neg m}[b]$. If Condition (2b) is satisfied, then $a \in N_{\neg m}[b] \setminus N_{\neg m'}[c], b \in N_{\neg m}[b] \cap N_{\neg m'}[c]$ and $c \in N_{\neg m'}[c] \setminus N_{\neg m}[b]$. Next, if Condition (3) is satisfied, then $a \in N_{\neg m}[b] \setminus N_{\neg m'}[b], b \in N_{\neg m}[b] \cap N_{\neg m'}[b]$ and $c \in N_{\neg m'}[b] \setminus N_{\neg m}[b]$. Moreover, if Condition (4) is satisfied, then $a \in N_{\neg m}[b] \setminus N_{\neg m'}[d], b \in N_{\neg m}[b] \cap N_{\neg m'}[d]$ and $c \in N_{\neg m'}[d] \setminus N_{\neg m}[b]$. It is easy to see that in neither case the set $\mathcal{N}[\varepsilon]$ is hierarchy-like, and Thm. 3.11 implies that ε is not a Fitch map.

In summary, if one of the Conditions (1), (2), (3) or (4) is satisfied, then ε is not a Fitch map. ■

Application of simple Boolean conversion on Lemma 3.13 implies

Theorem 3.14. *A map $\varepsilon: [X \times X]_{\text{irr}} \rightarrow \mathcal{P}(M)$ is a Fitch map if and only if for every (not necessarily distinct) colors $m, m' \in M$, and*

- *for every subset $\{a, b, c\} \in \binom{X}{3}$ with $m \in \varepsilon(c, b)$ and $m \notin \varepsilon(a, b)$ we have*
 1. $m \in \varepsilon(c, a)$, and
 2. $m' \in \varepsilon(a, c)$ if and only if $m' \in \varepsilon(b, c)$, and
 3. if $m \neq m'$ and $m' \notin \varepsilon(c, b)$, then $m' \notin \varepsilon(a, b)$; and
- *for every subset $\{a, b, c, d\} \in \binom{X}{4}$ with $m \in \varepsilon(c, b)$ and $m \notin \varepsilon(a, b)$ we have*
 4. if $m \neq m'$ and $m' \notin \varepsilon(b, d) \cup \varepsilon(c, d)$, then $m' \notin \varepsilon(a, d)$.

Note that Theorem 3.14 and [14, Thm. 5] are equivalent in case that ε is a monochromatic Fitch map. Moreover, the characterization in Theorem 3.14 directly implies the following result that shows that the recognition of Fitch maps reduces to the recognition of Fitch maps on less than five vertices and on one or two colors only.

Corollary 3.15. *Let $X' \subseteq X$, $\varepsilon: [X \times X]_{\text{irr}} \rightarrow \mathcal{P}(M)$ be a map, and $\varepsilon': [X' \times X']_{\text{irr}} \rightarrow \mathcal{P}(M')$ be the submap of ε defined by $\varepsilon'(x, y) := \varepsilon(x, y) \cap M'$ for every $(x, y) \in [X' \times X']_{\text{irr}}$. Then, the following statements are equivalent:*

1. ε is a Fitch map.
2. If $|M| \geq 2$ and $|X| \geq 4$, then for every $X' \in \binom{X}{4}$ and for every $M' \in \binom{M}{2}$ the map ε' is a Fitch map.
3. If $|M| \geq 2$ and $|X| \leq 3$, then for every $M' \in \binom{M}{2}$ the map ε' is a Fitch map, where $X' := X$.
4. If $|M| = 1$, then for every $X' \in \binom{X}{3}$ the map ε' is a Fitch map, where $M' := M$.

In addition, we obtain the following

Corollary 3.16. *Every induced submap of a Fitch map is a Fitch map.*

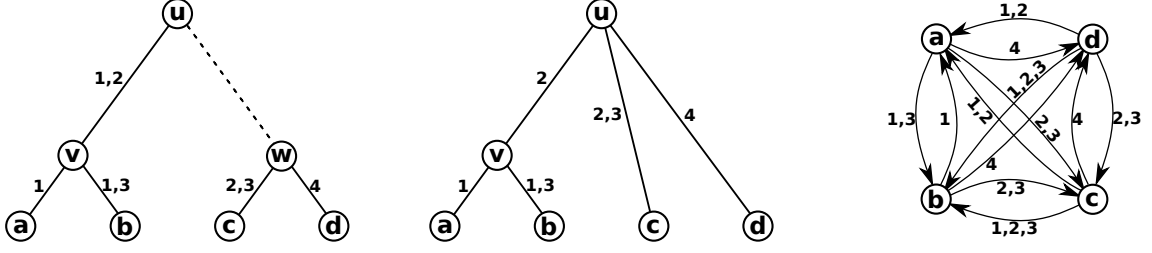


Figure 3: Both trees explain the Fitch map ε on the right. However, only the middle tree (T', λ') is least-resolved w.r.t. ε . In particular, Thm. 4.4 implies that (T', λ') is isomorphic to the tree $\mathcal{T}(\varepsilon)$ as provided in Def. 3.9. Moreover, the tree (T', λ') is a (strict) coarse-graining of the left tree (T, λ) since $\mathcal{C}(T') = \mathcal{C}(T) \setminus \{C_T(w)\}$ as well as $\lambda'(u, v) = \lambda(u, v) \setminus \{1\}$.

Proof. Let $\varepsilon: [X \times X]_{\text{irr}} \rightarrow \mathcal{P}(M)$ be a Fitch map, and let $\varepsilon': [X' \times X']_{\text{irr}} \rightarrow \mathcal{P}(M')$ be an induced submap of ε . Assume for contraposition that ε' is not a Fitch map. Then, Thm. 3.14 implies that ε' contains a forbidden submap. Since ε' is an *induced* submap of ε , this forbidden submap is also part of ε . Thus, Thm. 3.14 implies that ε is not a Fitch map. ■

4 Uniqueness of the Least-Resolved Tree

In the following we are interested in so-called least-resolved trees that explain a given Fitch map ε . Roughly speaking, an edge-labeled tree (T, λ) that explains ε is least-resolved if it does not contain “unnecessary” colors along its edges and one cannot “contract” edges without destroying the property that the resulting tree still explains ε . To make this notion more precise, we first need a couple of definitions.

Definition 4.1. Let (T, λ) and (T', λ') be two edge-labeled trees on X with M . Then, (T', λ') is a *coarse-graining* of (T, λ) , denoted by $(T', \lambda') \leq (T, \lambda)$, if

- $\mathcal{C}(T') \subseteq \mathcal{C}(T)$ and
- for each $v' \in V(T') \setminus \{\rho_{T'}\}$ and for each $v \in V(T) \setminus \{\rho_T\}$ with $C_T(v) = C_{T'}(v')$ we have $\lambda'(\text{par}_{T'}(v'), v') \subseteq \lambda(\text{par}_T(v), v)$.

Moreover, a coarse-graining (T', λ') of (T, λ) is a *strict coarse-graining* of (T, λ) whenever

- $\mathcal{C}(T') \subsetneq \mathcal{C}(T)$ or
- for some $v' \in V(T') \setminus \{\rho_{T'}\}$ and some $v \in V(T) \setminus \{\rho_T\}$ with $C_T(v) = C_{T'}(v')$ we have $\lambda'(\text{par}_{T'}(v'), v') \subsetneq \lambda(\text{par}_T(v), v)$.

In particular, we say (T, λ) and (T', λ') are *isomorphic*, denoted by $(T, \lambda) \cong (T', \lambda')$, if they are coarse-grainings of each other.

Definition 4.2. Let $\varepsilon: [X \times X]_{\text{irr}} \rightarrow \mathcal{P}(M)$ be a Fitch map that is explained by some edge-labeled tree (T^*, λ^*) . Then, we say (T^*, λ^*) is *least-resolved w.r.t. ε* if there is no strict coarse-graining (T', λ') of (T^*, λ^*) that explains ε .

Figure 3 provides an example of coarse-graining and least-resolved edge-labeled trees.

Proposition 4.3. Let $\varepsilon: [X \times X]_{\text{irr}} \rightarrow \mathcal{P}(M)$ be a Fitch map, let (T, λ) be an arbitrary edge-labeled tree that explains ε , and let $\mathcal{T}(\varepsilon)$ be the edge-labeled tree as in Def. 3.9. Then, $\mathcal{T}(\varepsilon)$ is a coarse-graining of (T, λ) , i.e. $\mathcal{T}(\varepsilon) \leq (T, \lambda)$.

Proof. Let $\varepsilon: [X \times X]_{\text{irr}} \rightarrow \mathcal{P}(M)$ be a Fitch map. Let (T, λ) be an edge-labeled tree that explains ε , and let $\mathcal{T}(\varepsilon) = (\hat{T}, \hat{\lambda})$ be the edge-labeled tree as in Def. 3.9.

First, Theorem 3.11 implies that ε satisfies HLC and IC. Moreover, Lemma 3.10 implies that $\mathcal{T}(\varepsilon) = (\hat{T}, \hat{\lambda})$ explains ε . By construction of $\mathcal{T}(\varepsilon)$, we have $\mathcal{C}(\hat{T}) = \mathcal{N}[\varepsilon] \cup \{X\} \cup \{\{x\} : x \in$

$X\}$. Since (T, λ) explains ε , we can apply Proposition 3.5 to conclude that $\mathcal{N}[\varepsilon] \subseteq \mathcal{C}(T)$. Since $\{x\} \in \mathcal{C}(T)$ for all $x \in X$ and $X \in \mathcal{C}(T)$, we immediately obtain $\mathcal{C}(\widehat{T}) = \mathcal{N}[\varepsilon] \cup \{X\} \cup \{\{x\} : x \in X\} \subseteq \mathcal{C}(T)$.

It remains to show that for each $\hat{v} \in V(\widehat{T}) \setminus \{\rho_{\hat{T}}\}$ and for each $v \in V(T) \setminus \{\rho_T\}$ with $C_{\hat{T}}(\hat{v}) = C_T(v)$ we have $\widehat{\lambda}(\text{par}_{\hat{T}}(\hat{v}), \hat{v}) \subseteq \lambda(\text{par}_T(v), v)$. Thus, let $\hat{v} \in V(\widehat{T}) \setminus \{\rho_{\hat{T}}\}$ be an arbitrary vertex. Since $\mathcal{C}(\widehat{T}) \subseteq \mathcal{C}(T)$ there is a vertex $v \in V(T) \setminus \{\rho_T\}$ such that $C_{\hat{T}}(\hat{v}) = C_T(v)$. Let $m \in \widehat{\lambda}(\text{par}_{\hat{T}}(\hat{v}), \hat{v})$ be an arbitrary color. By construction of $\mathcal{T}(\varepsilon)$, cf. Def. 3.9 (b), there is a leaf $y \in X$ with $C_{\hat{T}}(\hat{v}) = N_{-m}[y]$. Hence, we have $y \in N_{-m}[y] = C_{\hat{T}}(\hat{v}) = C_T(v)$.

Next, assume that $v \in X$ is a leaf, i.e. $\{v\} = C_T(v)$, and therefore $y = v$. Since T is a phylogenetic tree, there is a leaf $z \in X$ such that $\text{lca}_T(v, z) = \text{par}_T(v)$. Moreover, $z \notin \{v\} = N_{-m}[y]$ implies $m \in \varepsilon(z, y)$. Since (T, λ) explains ε , we conclude that there is an m -edge on the path from $\text{lca}_T(y, z) = \text{lca}_T(v, z) = \text{par}_T(v)$ to v . Hence, $m \in \lambda(\text{par}_T(v), v)$.

Now, assume that $v \notin X$ is not a leaf. Recap, $y \in N_{-m}[y] = C_{\hat{T}}(\hat{v}) = C_T(v)$ and $v \neq \rho_T$. This, together with the fact that T is a phylogenetic tree, implies that there are two leaves $x, z \in X$ such that $\text{lca}_T(x, y) = v$ and $\text{lca}_T(y, z) = \text{par}_T(v)$. Since $\text{lca}_T(x, y) = v$ we have $x \in C_T(v) = N_{-m}[y]$. Moreover, $\text{lca}_T(y, z) = \text{par}_T(v)$ implies $z \notin C_T(v) = N_{-m}[y]$. Therefore, x, y and z are pairwise distinct. The latter arguments imply that $m \in \varepsilon(z, y)$ and $m \notin \varepsilon(x, y)$. This, together with the fact that (T, λ) explains ε , implies that there is an m -edge on the path from $\text{lca}_T(y, z) = \text{par}_T(v)$ to y and there is no m -edge on the path from $\text{lca}_T(x, y) = v$ to y . Therefore, we have $m \in \lambda(\text{par}_T(v), v)$.

Thus, $m \in \lambda(\text{par}_T(v), v)$ independent of whether $v \in X$ or $v \notin X$. Therefore, we have $\widehat{\lambda}(\text{par}_{\hat{T}}(\hat{v}), \hat{v}) \subseteq \lambda(\text{par}_T(v), v)$. This, together with $\mathcal{C}(\widehat{T}) \subseteq \mathcal{C}(T)$, implies that $\mathcal{T}(\varepsilon)$ is a coarse-graining of (T, λ) . ■

Theorem 4.4. *Let $\varepsilon: [X \times X]_{\text{irr}} \rightarrow \mathcal{P}(M)$ be a Fitch map and let $\mathcal{T}(\varepsilon) = (\widehat{T}, \widehat{\lambda})$ be the edge-labeled tree as in Def. 3.9. Then, $\mathcal{T}(\varepsilon)$ is the unique (up to isomorphism) least-resolved tree that explains ε . In particular, \widehat{T} has the minimum number of vertices, and the sum $\sum_{e \in E(\widehat{T})} |\widehat{\lambda}(e)|$ is minimum among all edge-labeled trees that explain ε .*

Proof. Let $\varepsilon: [X \times X]_{\text{irr}} \rightarrow \mathcal{P}(M)$ be a Fitch map, and let (T^*, λ^*) be a least-resolved edge-labeled tree w.r.t. ε . Moreover, let $\mathcal{T}(\varepsilon) = (\widehat{T}, \widehat{\lambda})$ be the edge-labeled tree as in Def. 3.9.

By Prop. 4.3, $\mathcal{T}(\varepsilon) = (\widehat{T}, \widehat{\lambda})$ is a coarse-graining of (T^*, λ^*) . Hence, $\mathcal{T}(\varepsilon)$ must be least-resolved. This, together with the fact that (T^*, λ^*) is a least-resolved tree w.r.t. ε and the fact that $\mathcal{T}(\varepsilon)$ explains ε , implies that (T^*, λ^*) is isomorphic to $\mathcal{T}(\varepsilon)$.

Moreover, let (T, λ) be an edge-labeled tree that explains ε . Then, by Prop. 4.3, $\mathcal{T}(\varepsilon) \leq (T, \lambda)$. By definition of “coarse-graining”, we have $\mathcal{C}(\widehat{T}) \subseteq \mathcal{C}(T)$, and hence $|\mathcal{C}(\widehat{T})| \leq |\mathcal{C}(T)|$. Since $X \in \mathcal{C}(\widehat{T}) \cap \mathcal{C}(T)$, and since $\{x\} \in \mathcal{C}(\widehat{T}) \cap \mathcal{C}(T)$ for all $x \in X$, we can conclude that $|V(\widehat{T})| \leq |V(T)|$. Since the latter is satisfied for every edge-labeled tree (T, λ) that explains ε , the tree $\mathcal{T}(\varepsilon)$ must have a minimum number of vertices.

Furthermore, by definition of “coarse-graining”, we also have $\widehat{\lambda}(\text{par}_{\hat{T}}(\hat{v}), \hat{v}) \subseteq \lambda(\text{par}_T(v), v)$ for all $\hat{v} \in V(\widehat{T}) \setminus \{\rho_{\hat{T}}\}$ and for all $v \in V(T) \setminus \{\rho_T\}$ with $C_{\hat{T}}(\hat{v}) = C_T(v)$. Hence, the sum $\sum_{e \in E(\widehat{T})} |\widehat{\lambda}(e)|$ is minimum among all edge-labeled trees that explain ε . ■

Note that Theorem 4.4, together with Prop. 4.3, is equivalent to [11, Thm. 1] in case ε is a monochromatic Fitch map. Moreover, Theorem 4.4 implies that one can verify whether a tree (T, λ) is least-resolved w.r.t. a Fitch map ε by checking if (T, λ) is isomorphic to $\mathcal{T}(\varepsilon)$. An alternative way to test if a tree is least-resolved is provided by the next

Proposition 4.5. *Let $\varepsilon: [X \times X]_{\text{irr}} \rightarrow \mathcal{P}(M)$ be a Fitch map that is explained by (T, λ) , and let $\mathcal{T}(\varepsilon)$ be the edge-labeled tree as in Def. 3.9. Then, (T, λ) is isomorphic to $\mathcal{T}(\varepsilon)$ if and only if for every inner edge $e = (\text{par}_T(v), v) \in \mathring{E}(T)$ the following two statements are satisfied:*

1. $\lambda(e) \neq \emptyset$, and

2. for every $m \in \lambda(\text{par}(v), v)$ there is a leaf $y \in X$ such that there is no m -edge along the path from v to y in (T, λ) .

Proof. Let $\varepsilon: [X \times X]_{\text{irr}} \rightarrow \mathcal{P}(M)$ be a Fitch map that is explained by (T, λ) , and let $\mathcal{T}(\varepsilon) = (\hat{T}, \hat{\lambda})$ be the edge-labeled tree as in Def. 3.9.

First, assume that (T, λ) is isomorphic to $\mathcal{T}(\varepsilon)$, and thus $\mathcal{C}(T) = \mathcal{C}(\hat{T})$. Then, we may assume w.l.o.g. that $V(T) = V(\hat{T})$ and $E(T) = E(\hat{T})$. Hence, by Def. 3.9, for all $v \in V(T) \setminus \{\rho_T\}$ it holds that $C_T(v) = C_{\hat{T}}(v) = N_{-m}[y]$ for some $y \in X$ and some $m \in M$. Now, we can apply Proposition 3.5 (2) to conclude that Statement (1) and (2) are satisfied for (T, λ) .

Conversely, assume that (T, λ) satisfies Statement (1) and (2). Let $v \in \mathring{V}(T) \setminus \{\rho_T\}$ be an arbitrary inner vertex. Statement (1) implies that there is an $m \in \lambda(\text{par}_T(v), v)$, and Statement (2) implies that there is no m -edge along the path from v to y in (T, λ) . Now, we can apply Proposition 3.5 to conclude that $C_T(v) = N_{-m}[y]$ for some $y \in X$ and some $m \in M$. Hence, by Def. 3.9 (a), we have $C_T(v) = N_{-m}[y] \in \mathcal{N}[\varepsilon] \subseteq \mathcal{N}[\varepsilon] \cup \{\{x\} : x \in X\} \cup \{X\} = \mathcal{C}(\hat{T})$. This implies $\mathcal{C}(T) \subseteq \mathcal{C}(\hat{T})$. Moreover, Prop. 4.3 implies that $\mathcal{C}(\hat{T}) \subseteq \mathcal{C}(T)$. Hence, we obtain $\mathcal{C}(\hat{T}) = \mathcal{C}(T)$.

Now, we need to show that $\lambda(\text{par}(v), v) = \hat{\lambda}(\text{par}_{\hat{T}}(\hat{v}), \hat{v})$ is satisfied for every $v \in V(T) \setminus \{\rho_T\}$ and for every $\hat{v} \in V(\hat{T})$ with $C_T(v) = C_{\hat{T}}(\hat{v})$. Prop. 4.3 implies that $(\hat{T}, \hat{\lambda})$ is a coarse-graining of (T, λ) and therefore, $\hat{\lambda}(\text{par}_{\hat{T}}(\hat{v}), \hat{v}) \subseteq \lambda(\text{par}_T(v), v)$. To verify that $\lambda(\text{par}_T(v), v) \subseteq \hat{\lambda}(\text{par}_{\hat{T}}(\hat{v}), \hat{v})$, let $m \in \lambda(\text{par}_T(v), v)$. If $v \notin X$ is not a leaf, then Statement (2) implies that there is a leaf $y \in X$ such that there is no m -edge on the path from v to y in (T, λ) . If $v \in X$ is a leaf, then there is trivially no m -edge on the path from v to v in (T, λ) . In both cases, Proposition 3.5 implies that $C_T(v) = N_{-m}[y]$. Since $\mathcal{C}(\hat{T}) = \mathcal{C}(T)$, as shown above, there is a vertex $\hat{v} \in V(\hat{T}) \setminus \{\rho_{\hat{T}}\}$ such that $C_{\hat{T}}(\hat{v}) = C_T(v) = N_{-m}[y]$. By Def. 3.9, $m \in \lambda(\text{par}_{\hat{T}}(\hat{v}), \hat{v})$ and thus $\hat{\lambda}(\text{par}_{\hat{T}}(\hat{v}), \hat{v}) = \lambda(\text{par}_T(v), v)$.

In summary, (T, λ) is isomorphic to $\mathcal{T}(\varepsilon)$. \blacksquare

5 Edge-Label-Restricted Fitch maps

Geiß et al. [11] considered monochromatic Fitch maps and Hellmuth [16] considered disjoint Fitch maps. These special classes of Fitch maps can always be explained by edge-labeled trees (T, λ) with $|\lambda(e)| \leq 1$ for every $e \in E(T)$. In view of these results, we consider here a common generalization of these ideas and ask which type of Fitch maps can be explained by edge-labeled trees (T, λ) with $|\lambda(e)| \leq k$ for every $e \in E(T)$ and some fixed integer k .

Definition 5.1. Let $\varepsilon: [X \times X]_{\text{irr}} \rightarrow \mathcal{P}(M)$ be a Fitch map, and let $k \in \mathbb{N}$ be an integer. Then, we call ε a k -restricted Fitch map if there is an edge-labeled tree (T, λ) that explains ε and that satisfies $|\lambda(e)| \leq k$ for every $e \in E(T)$.

Note that every monochromatic Fitch map and every disjoint Fitch map is a 1-restricted Fitch map. In order to characterize k -restricted Fitch maps, we will use the edge-labeled tree $\mathcal{T}(\varepsilon)$ as in Def. 3.9 and Proposition 4.3 and the following

Definition 5.2. A map $\varepsilon: [X \times X]_{\text{irr}} \rightarrow \mathcal{P}(M)$ satisfies the k -edge-label-condition (k -ELC) if for every neighborhood $N \in \mathcal{N}[\varepsilon]$ with $N \neq X$ we have $|\{m \in M : \text{there is a } y \in X \text{ with } N = N_{-m}[y]\}| \leq k$.

In other words, ε satisfies k -ELC if for every neighborhood $N \in \mathcal{N}[\varepsilon]$ with $N \neq X$ there are at most k colors in M for which $N = N_{-m}[y]$ is satisfied.

Proposition 5.3. Let $\varepsilon: [X \times X]_{\text{irr}} \rightarrow \mathcal{P}(M)$ be a Fitch map, and let $\mathcal{T}(\varepsilon) = (\hat{T}, \hat{\lambda})$ be the edge-labeled tree as in Def. 3.9. Then, the following three statements are equivalent:

1. ε is a k -restricted Fitch map.

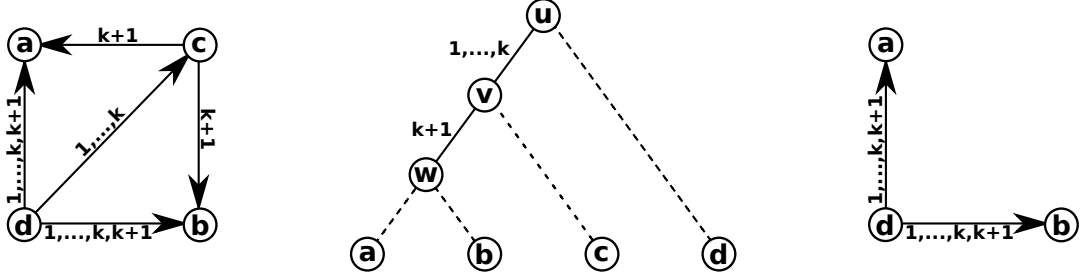


Figure 4: An example that shows that k -restricted Fitch maps can contain induced submaps that are not k -restricted Fitch maps, see Example 5.5 for further explanations.

2. For every edge $e \in E(\widehat{T})$ we have $|\widehat{\lambda}(e)| \leq k$.
3. ε satisfies k -ELC.

Proof. Let $\varepsilon: [X \times X]_{\text{irr}} \rightarrow \mathcal{P}(M)$ be a Fitch map, and let $\mathcal{T}(\varepsilon) = (\widehat{T}, \widehat{\lambda})$ be the edge-labeled tree as in Def. 3.9.

First, suppose that Statement (1) is satisfied. Then, there is an edge-labeled tree (T, λ) with $|\lambda(e)| \leq k$ for every edge $e \in E(T)$. By Prop. 4.3, the tree $\mathcal{T}(\varepsilon) = (\widehat{T}, \widehat{\lambda})$ is a coarse-graining of (T, λ) , i.e. $\mathcal{C}(\widehat{T}) \subseteq \mathcal{C}(T)$ and for each $\hat{v} \in V(\widehat{T}) \setminus \{\rho_{\widehat{T}}\}$ and for each $v \in V(T) \setminus \{\rho_T\}$ with $C_T(v) = C_{\widehat{T}}(\hat{v})$ we have $\widehat{\lambda}(\text{par}_{\widehat{T}}(\hat{v}), \hat{v}) \subseteq \lambda(\text{par}_T(v), v)$. This, together with $|\lambda(e)| \leq k$ for every $e \in E(T)$, immediately implies Statement (2).

Next, assume that Statement (2) is satisfied. By Lemma 3.10, $\mathcal{T}(\varepsilon)$ explains ε . Thus, by Definition 5.1, Statement (1) is trivially satisfied. Hence, Statement (1) and (2) are equivalent.

We are still assuming that Statement (2) is satisfied, and let $N \in \mathcal{N}[\varepsilon]$ with $N \neq X$. Then, Def. 3.9 (a) implies that $N \in \mathcal{N}[\varepsilon] \subseteq \mathcal{C}(\widehat{T})$ is a cluster. This, together with $N \neq X$, implies that there is a vertex $\hat{v} \in V(\widehat{T})$ with $\hat{v} \neq \rho_{\widehat{T}}$ such that $C_{\widehat{T}}(\hat{v}) = N$. Since $\hat{v} \neq \rho_{\widehat{T}}$, there is the edge $(\text{par}_{\widehat{T}}(\hat{v}), \hat{v}) \in E(\widehat{T})$. Then, Definition 3.9 (b), together with $C_{\widehat{T}}(\hat{v}) = N$ and Statement (2), implies that

$$|\{m \in M: \text{there is a } y \in X \text{ with } N = C_{\widehat{T}}(\hat{v}) = N_{-m}[y]\}| = |\widehat{\lambda}(\text{par}_{\widehat{T}}(\hat{v}), \hat{v})| \leq k.$$

Hence, Statement (3) is satisfied.

Now, assume that Statement (3) is satisfied. Then, by Definition 3.9 (b), we immediately conclude that Statement (2) holds. Hence, Statement (2) and (3) are equivalent. \blacksquare

Proposition 5.3, together with Theorem 3.11, implies

Theorem 5.4. A map $\varepsilon: [X \times X]_{\text{irr}} \rightarrow \mathcal{P}(M)$ is a k -restricted Fitch map if and only if ε satisfies HLC, IC and k -ELC.

Thus, we were able to adjust the characterization as in Theorem 3.11 for the special class of k -restricted Fitch maps. However, as we shall see later, it is not possible to derive a characterization in terms of forbidden submaps similar to Thm. 3.14. To this end, consider first the following

Example 5.5 (k -restricted Fitch maps may contain induced submaps that are not k -restricted Fitch maps). Consider the map $\varepsilon: [X \times X]_{\text{irr}} \rightarrow \mathcal{P}(M)$ with $X = \{a, b, c, d\}$ and $M = \{1, \dots, k, k+1\}$, $k \geq 1$ as shown in Fig. 4 (left). For the edge-labeled tree (T, λ) as provided in Fig. 4 (middle), all dashed edges $e \in E(T)$ have label $\lambda(e) = \emptyset$. Hence, $|\lambda(e)| \leq k$ for all $e \in E(T)$. In fact, (T, λ) explains ε ; and therefore, ε is a k -restricted Fitch map.

Now, consider the induced submap $\varepsilon': [X' \times X']_{\text{irr}} \rightarrow \mathcal{P}(M)$ with $X' = \{a, b, d\}$ of ε , as shown in Fig. 4 (right). By Cor. 3.16, ε' is also a Fitch map. For $N := \{a, b\} = N_{-1}[a] \in \mathcal{N}[\varepsilon']$

Algorithm 1 Test whether a set $\mathcal{C} \subseteq \mathcal{P}(X)$ is hierarchy-like

Input: $\mathcal{C} \subseteq \mathcal{P}(X)$.

Output: true, if \mathcal{C} is hierarchy-like, and false, otherwise.

```

1: if  $|\mathcal{C}| > 2|X| - 1$  then return false
2: Order  $\mathcal{C} = \{C_1, \dots, C_{|\mathcal{C}|}\}$  such that  $i \leq j$  whenever  $|C_i| \geq |C_j|$ 
3:  $\varphi(x) \leftarrow 0$  for all  $x \in X$  ▷ Construct a map  $\varphi: X \rightarrow \{0, 1, \dots, |\mathcal{C}|\}$ 
4: for all  $i \in \{1, \dots, |\mathcal{C}|\}$  do
5:    $j \leftarrow \varphi(x)$  for some arbitrary  $x \in C_i$ 
6:   for all  $y \in C_i$  do
7:     if  $\varphi(y) = j$  then  $\varphi(y) \leftarrow i$ 
8:     else return false
9: return true

```

we have $|\{m \in M : N = N_{-m}[a]\}| = |M| = k + 1 > k$. This, together with $\{a, b\} \neq X'$, implies that ε' does not satisfy the k -ELC, cf. Def. 5.2. This, the fact that ε' is a Fitch map, and Prop. 5.3 imply that ε' is not a k -restricted Fitch map.

In summary, although ε is a k -restricted Fitch map, it contains an induced submap, which is not a k -restricted Fitch map.

We utilize Example 5.5 to show the next

Theorem 5.6. *There is no set of forbidden submaps such that ε is a k -restricted Fitch map if and only if ε does not contain a forbidden submap.*

Proof. Assume for contradiction that there is a set of forbidden submaps that characterizes k -restricted Fitch maps. Let ε and ε' be chosen as in Example 5.5. Since ε is a k -restricted Fitch map, ε does not contain any of such forbidden submaps. Hence, the induced submap ε' of ε cannot contain any of these forbidden submaps. Thus, ε' must be a k -restricted Fitch map; a contradiction. ■

We note in passing that there are forbidden submap characterizations for very constrained 1-restricted Fitch maps such as monochromatic Fitch maps [11] or disjoint Fitch maps [14].

6 Algorithmic Considerations

Algorithm 2 summarizes a method to recognize Fitch maps and, in the affirmative case, to construct the corresponding (unique) least-resolved edge-labeled tree. In this algorithm it must be verified whether the computed set $\mathcal{N}[\varepsilon]$ forms a hierarchy or not. Although we found one paper that implicitly uses an algorithm to test whether a set system is hierarchy-like or not based on an underlying Hasse diagram [10, Section 5], we provide here a quite simple alternative algorithm (cf. Alg. 1).

Lemma 6.1. *Given a collection $\mathcal{C} \subseteq \mathcal{P}(X)$ of subsets of X , Alg. 1 correctly determines whether \mathcal{C} is hierarchy-like or not in $\mathcal{O}(|X|^2)$ time.*

Proof. First, we prove the correctness of the algorithm. Let X be a non-empty set, and let $\mathcal{C} = \{C_1, C_2, \dots, C_{|\mathcal{C}|}\} \subseteq \mathcal{P}(X)$ be a collection of subsets of X . By [15, Lemma 1], if \mathcal{C} is a hierarchy, then $|\mathcal{C}| \leq 2|X| - 1$. Hence, if $|\mathcal{C}| > 2|X| - 1$, then \mathcal{C} cannot be a hierarchy, and thus \mathcal{C} cannot be hierarchy-like. In this case, the algorithm correctly returns false in Line 1.

Then, the set \mathcal{C} is ordered based on the cardinality of its elements (Line 2). Moreover, a map $\varphi: X \rightarrow \{0, 1, \dots, |\mathcal{C}|\}$ is initialized with $\varphi(x) = 0$ for every $x \in X$ (Line 3). In essence, $\varphi(x)$

saves for each $x \in X$ the last considered set C_i where x was discovered. The initial case $\varphi(x) = 0$ corresponds to the trivial case “ $x \in C_0 = X$ ” in the subsequent parts of this proof.

Lines 4 to 8 iterates over all $C_i \in \mathcal{C}$ from the largest to the smallest elements. We set $j \leftarrow \varphi(x)$ for some arbitrary but fixed vertex $x \in C_i$. Thus, j is now the index of the latest preceding set C_j that contains x . Then, we check for all $y \in C_i$ whether index $\varphi(y) = j$, that is, whether $y \in C_j$ is true for all $y \in C_i$, i.e., whether $C_i \subseteq C_j$. If this is the case, then the value $\varphi(y)$ is changed to the current index i ; otherwise, the algorithm returns `false`.

It remains to show that Alg. 1 (Lines 4 to 8) returns `false` if and only if \mathcal{C} is not hierarchy-like. First, suppose that Alg. 1 returns `false`, which is the case if there are vertices $x, y \in C_i$ that satisfy $\varphi(x) = j \neq \varphi(y)$. Hence, $x \in C_i \cap C_{\varphi(x)}$ and $y \in C_i \cap C_{\varphi(y)}$. Note that $\varphi(x), \varphi(y) < i$ and we may assume w.l.o.g. that $\varphi(x) < \varphi(y)$. Thus, $x \notin C_{\varphi(y)}$, as otherwise, the value $\varphi(x)$ must have been changed to the index $\varphi(y)$ when considering $C_{\varphi(y)}$, since $C_{\varphi(y)}$ is considered after $C_{\varphi(x)}$. However, in this case, $|C_i| \leq |C_{\varphi(y)}|$, $y \in C_i \cap C_{\varphi(y)} \neq \emptyset$ and $x \in C_i \setminus C_{\varphi(y)}$ implies $C_i \cap C_{\varphi(y)} \notin \{\emptyset, C_i, C_{\varphi(y)}\}$. Therefore, \mathcal{C} is not hierarchy-like.

Conversely, suppose that \mathcal{C} is not hierarchy-like. Then, there are two elements $C_i, C_j \in \mathcal{C}$ such that $C_i \cap C_j \notin \{\emptyset, C_i, C_j\}$. In particular, we can choose the indices i and j such $j < i$ and $i - j$ is minimum. Now, consider the step of the algorithm where C_i is investigated. Then, we may assume w.l.o.g. that $x \in C_i \cap C_j$ and $y \in C_i \setminus C_j$. Hence, by the choice of i and j , we conclude that $\varphi(x) = j$, and since $y \notin C_j$, we conclude that $\varphi(y) \neq j$. Thus, $\varphi(x) \neq \varphi(y)$ and the *if*-condition in Line 7 correctly will return `false`. In summary, Alg. 1 returns `false` if and only if \mathcal{C} is not hierarchy-like.

We continue by investigating the running time of the algorithm. Due to the *if*-condition in Line 1, we can observe that $|\mathcal{C}| \in \mathcal{O}(|X|)$. Thus, the sorting of the elements in \mathcal{C} (Line 2) can be achieved in $\mathcal{O}(|X| \log(|X|))$ time. Moreover, we iterate in Lines 4 to 8 over all $\mathcal{O}(|X|)$ elements in \mathcal{C} and all $\mathcal{O}(|X|)$ elements in each $C_i \in \mathcal{C}$ ending an overall time complexity of $\mathcal{O}(|X|^2)$, which completes the proof. \blacksquare

Theorem 6.2. *Algorithm 2 determines correctly whether a given map $\varepsilon: [X \times X]_{\text{irr}} \rightarrow \mathcal{P}(M)$ is a Fitch map. In the affirmative case Algorithm 2 returns the least resolved tree that explains ε . Algorithm 2 can be implemented to run in $\mathcal{O}(|X|^2 \cdot |M|)$ time.*

Proof. Let $\varepsilon: [X \times X]_{\text{irr}} \rightarrow \mathcal{P}(M)$ be a map. First, we prove the correctness of the algorithm. We shall note that many of the more elaborate parts of the algorithm are used to achieve the desired running time.

It is easy to verify that the block consisting of the lines 1 to 5 correctly computes $N_{-m}[y]$ for all $y \in X$ and $m \in M$.

Now, we verify that the block consisting of the lines 6 to 15 correctly computes $\mathcal{N}[\varepsilon]$. First, for all possible cardinalities $\ell \in \{1, \dots, |X|\}$ a counter $\text{count}[\ell] = 0$ is initialized, see Line 6. This counter will count all neighborhoods that have the same size ℓ .

Then, we iterate over all $m \in M$, and over all $y \in X$. In Line 8, we check if $N_{-m}[y]$ is already contained in $\mathcal{N}[\varepsilon]$ or not. If $N_{-m}[y]$ is not contained in $\mathcal{N}[\varepsilon]$, then we add it to $\mathcal{N}[\varepsilon]$. The latter, in particular, ensures that $\mathcal{N}[\varepsilon]$ is a set and not a multi-set. Moreover, we initialize an array of sets $\text{label}[m, y] = \{m\}$ that will contain all labels that we need to add on particular edges of the possible exiting tree that explains ε . Moreover, we increase $\text{count}[|N_{-m}[y]|]$ by one, that is, we increment the number of elements in $\mathcal{N}[\varepsilon]$ that have the same cardinality as $N_{-m}[y]$. In Line 12, we check if (i) $|\mathcal{N}[\varepsilon]| > 2|X| - 1$ or (ii) $\text{count}[|N_{-m}[y]|] \cdot |N_{-m}[y]| > |X|$ is satisfied. In Case (i) we can apply [15, Lemma 1] and conclude that $\mathcal{N}[\varepsilon]$ cannot form a hierarchy. In this case, the algorithm correctly returns “ ε is not a Fitch map”. In Case (ii), we check if the number of elements in $\mathcal{N}[\varepsilon]$ that have the same cardinality as $N_{-m}[y]$ times the number of elements in $N_{-m}[y]$ exceeds $|X|$. Suppose that Case (ii) applies. Since the elements of $\mathcal{N}[\varepsilon]$ are pairwise distinct, they differ in at least one element. Thus, whenever there are two

Algorithm 2 Determining Fitch Maps and Computing the Least-Resolved Tree $\mathcal{T}(\varepsilon)$ for ε

Input: A map $\varepsilon: [X \times X]_{\text{irr}} \rightarrow \mathcal{P}(M)$, where $\varepsilon(x, y)$ is an ordered set for all $(x, y) \in [X \times X]_{\text{irr}}$.

Output: Least-resolved tree that explains ε , if one exists.

```

1:  $N_{-m}[y] \leftarrow \emptyset$  for all  $y \in X$  and all  $m \in M$  ▷ Compute  $N_{-m}[y]$ 
2: for all  $y \in X$ , and for all  $x \in X \setminus \{y\}$  do
3:   for all  $m \in M$  with  $m \notin \varepsilon(x, y)$  do
4:      $N_{-m}[y] \leftarrow N_{-m}[y] \cup \{x\}$ 
5:  $N_{-m}[y] \leftarrow N_{-m}[y] \cup \{y\}$  for all  $y \in X$  and all  $m \in M$ 
6:  $\mathcal{N}[\varepsilon] \leftarrow \emptyset$ , and  $\text{count}[\ell] \leftarrow 0$  for all  $\ell \in \{1, \dots, |X|\}$  ▷ Compute  $\mathcal{N}[\varepsilon]$ 
7: for all  $m \in M$ , and for all  $y \in X$  do
8:   if  $N_{-m}[y] \notin \mathcal{N}[\varepsilon]$  then
9:      $\mathcal{N}[\varepsilon] \leftarrow \mathcal{N}[\varepsilon] \cup \{N_{-m}[y]\}$ 
10:     $\text{label}[m, y] \leftarrow \{m\}$ 
11:     $\text{count}[|N_{-m}[y]|] \leftarrow \text{count}[|N_{-m}[y]|] + 1$ 
12:    if  $|\mathcal{N}[\varepsilon]| > 2|X| - 1$  or  $\text{count}[|N_{-m}[y]|] \cdot |N_{-m}[y]| > |X|$  then return “ $\varepsilon$  is not a Fitch map”
13:   else
14:     Let  $N_{-m'}[y'] \in \mathcal{N}[\varepsilon]$  be the unique element with  $N_{-m}[y] = N_{-m'}[y']$ 
15:      $\text{label}[m', y'] \leftarrow \text{label}[m', y'] \cup \{m\}$ 
16: if  $\mathcal{N}[\varepsilon]$  does not satisfy IC or HLC then return “ $\varepsilon$  is not a Fitch map” ▷ Verify IC and HLC
17: Compute  $T$  with  $\mathcal{C}(T) = \mathcal{N}[\varepsilon] \cup \{X\} \cup \{\{x\} : x \in X\}$  ▷ Compute  $\mathcal{T}(\varepsilon)$ 
18: for all edges  $(\text{par}(v), v)$  of  $T$  do
19:   if there is a (unique) element  $N_{-m}[y] \in \mathcal{N}[\varepsilon]$  with  $C_T(v) = N_{-m}[y]$  then
20:      $\lambda(\text{par}(v), v) \leftarrow \text{label}[m, y]$ 
21:   else  $\lambda(\text{par}(v), v) \leftarrow \emptyset$ 
22: return  $\mathcal{T}(\varepsilon) = (T, \lambda)$ 

```

elements $N', N \in \mathcal{N}[\varepsilon]$ of the same size then $N \cap N' = \emptyset$ if $\mathcal{N}[\varepsilon]$ forms a hierarchy. But, then $\text{count}[|N_{-m}[y]|] \cdot |N_{-m}[y]| \leq X$, if $\mathcal{N}[\varepsilon]$ forms a hierarchy. By contraposition, if Case (ii) applies, then $\mathcal{N}[\varepsilon]$ cannot form a hierarchy. Hence, in both Cases (i) and (ii), the algorithm correctly returns “ ε is not a Fitch map”.

If $N_{-m}[y]$ is already contained in $\mathcal{N}[\varepsilon]$ (*else-case*), then there is a unique neighborhood $N_{-m'}[y'] \in \mathcal{N}[\varepsilon]$ with $N_{-m}[y] = N_{-m'}[y']$. In this case, we simply save the particular color m , and add m to the $\text{label}[m', y']$. Clearly, $\mathcal{N}[\varepsilon] = \{N_{-m}[y] : y \in X, m \in M\}$ is correctly computed.

According to Thm. 3.11, ε is a Fitch Map if and only if ε satisfies IC and HLC. Thus, the algorithm correctly returns “ ε is not a Fitch map”, in case ε does not satisfy IC or HLC. Hence, if ε is a Fitch map, then we can compute the edge-labeled tree $\mathcal{T}(\varepsilon) = (T, \lambda)$ according to Def. 3.9, which is done in lines 17 to 21. In particular, for a vertex $v \in V(T) \setminus \{\rho_T\}$ the pre-computed set $\text{label}[m', y']$ consists of all colors m for which there is a y with $C_T(v) = N_{-m}[y]$. Hence, $\lambda(\text{par}(v), v)$ is correctly computed in lines 18 to 21. Thm. 4.4 states that $\mathcal{T}(\varepsilon)$ is the least-resolved tree that explains ε . In summary, Algorithm 2 is correct.

Now, we investigate the running time of the algorithm. To this end, we assume w.l.o.g. that $X = \{1, \dots, |X|\}$ and $M = \{1, \dots, |M|\}$ are the ordered sets of positive integers from 1 to $|X|$ and 1 to $|M|$, respectively. Moreover, as part of the input, $\varepsilon(x, y)$ is an ordered set for all $(x, y) \in [X \times X]_{\text{irr}}$.

Consider the block consisting of the lines 1 to 5 that computes $N_{-m}[y] = \{x \in X \setminus \{y\} : m \notin$

$\varepsilon(x, y) \cup \{y\}$. First, we initialize $N_{-m}[y] \leftarrow \emptyset$ for all $y \in X$ and $m \in M$, a task that can be done in $\mathcal{O}(|X||M|)$ time. Then, we iterate in Line 2 over all $y \in X$ and $x \in X \setminus \{y\}$ in the order they appear in X . Then, we check for all $m \in M$ if $m \notin \varepsilon(x, y)$ and, in the affirmative case, add x to $N_{-m}[y]$. Note that the resulting set $N_{-m}[y]$ will then already be ordered. To check if $m \notin \varepsilon(x, y)$, we may first compute $\overline{M}_{xy} := M \setminus \varepsilon(x, y)$ in $\mathcal{O}(|M|)$ time and, afterwards, iterate over all elements $m \in \overline{M}_{xy}$, which are precisely those $m \in M$ with $m \notin \varepsilon(x, y)$. The computation of \overline{M}_{xy} can be achieved in $\mathcal{O}(M)$ time for a fixed $y \in X$ and $x \in X \setminus \{y\}$. Thus, the entire *for*-loop in Line 2 runs in $\mathcal{O}(|X|^2|M|)$ time. Finally, we add y to $N_{-m}[y]$ for all $y \in X$ and all $m \in M$ in such a way that $N_{-m}[y]$ remains an ordered set which can be done in $\mathcal{O}(|X|)$ time for a fixed $y \in X$ and $m \in M$. Thus, the latter task can be achieved in $\mathcal{O}(|X|^2|M|)$ time for all $y \in X$ and all $m \in M$.

Next, consider the block consisting of the lines 7 to 15 where the set $\mathcal{N}[\varepsilon] = \{N_{-m}[x] : x \in X, m \in M\}$ is computed.

First, we show that the *if*-condition in Line 8 can be computed in $\mathcal{O}(|X|)$. Recall that the neighborhoods $N_{-m}[y]$ are already ordered. Hence, checking $N_{-m}[y] = N$ for some $N \in \mathcal{N}[\varepsilon]$ can be done in $\mathcal{O}(|N_{-m}[y]|)$ time. Clearly, we only need to verify $N_{-m}[y] = N$ for those $N \in \mathcal{N}[\varepsilon]$ with $|N_{-m}[y]| = |N|$. Hence, testing if $N_{-m}[y] \notin \mathcal{N}[\varepsilon]$, can be in done $\mathcal{O}(\text{count}[|N_{-m}[y]|] \cdot |N_{-m}[y]| + |\mathcal{N}[\varepsilon]|)$ time. Due to conditions in Line 12, $\mathcal{O}(\text{count}[|N_{-m}[y]|] \cdot |N_{-m}[y]| + |\mathcal{N}[\varepsilon]|) \subseteq \mathcal{O}(|X|)$. Therefore, the *if*-condition in Line 8 can be computed in time $\mathcal{O}(|X|)$.

Line 9 can be evaluated in $\mathcal{O}(|N_{-m}[y]|)$ time and the lines 10 to 12 require only constant time. In Line 14, finding the particular neighborhood $N_{-m'}[y'] \in \mathcal{N}[\varepsilon]$ with $N_{-m}[y] = N_{-m'}[y']$ has already been done in the *if*-condition in Line 8, and thus requires only the constant effort for a look-up.

Since we iterate over all $m \in M$ in the given order of M , the set $\text{label}[m', y']$ is already sorted. In particular, if m is already contained in $\text{label}[m', y']$, then m must be the last element of this set. Hence, the union in Line 15 can be constructed in constant time.

In summary, each individual step within the *for*-loops in Line 7 can be accomplished in $\mathcal{O}(|X|)$ time. Since the *for*-loop has $\mathcal{O}(|X||M|)$ iterations, we achieve a total running time of $\mathcal{O}(|X|^2|M|)$ for the block consisting of the lines 7 to 15.

In Line 16, we check if ε satisfies IC and HLC. To check HLC, we can use Alg. 1 to verify if $\mathcal{N}[\varepsilon]$ is hierarchy-like in $\mathcal{O}(|X|^2)$ time. To verify IC, we check whether $|N_{-m}[y']| \leq |N|$ for every neighborhood $N := N_{-m}[y]$ with $m \in M$ and $y \in X$ and for every $y' \in N$. This requires $\mathcal{O}(|X|^2|M|)$ time.

Finally, we compute $\mathcal{T}(\varepsilon) = (T, \lambda)$ in Lines 17 to 21. To this end, we build T based on the set $\mathcal{C}(T) = \mathcal{N}[\varepsilon] \cup \{X\} \cup \{x\} : x \in X\}$. Since $\mathcal{N}[\varepsilon]$ is hierarchy-like, we have $|\mathcal{N}[\varepsilon]| \in \mathcal{O}(|X|)$. Hence, the hierarchy $\mathcal{C}(T)$ can be computed in $\mathcal{O}(|X|)$ time. Moreover, T can be computed in $\mathcal{O}(|\mathcal{C}(T)|) \subseteq \mathcal{O}(|X|)$ time, cf. [24]. While doing this, we also save the information, which vertex v in T corresponds to which cluster $C_T(v) = N_{-m}[y]$.

To compute $\lambda : E(T) \rightarrow \mathcal{P}(M)$, we iterate over all $|V(T)| - 1 \in \mathcal{O}(|X|)$ edges in T and check if there is a (unique) $N_{-m}[y] \in \mathcal{N}[\varepsilon]$ with $C_T(v) = N_{-m}[y]$ in constant time based on the latter step, and then set $\lambda(\text{par}(v), v) = \text{label}[m, y]$. The latter can be done in $\mathcal{O}(|M|)$ time for a fixed vertex v in T . Thus, computing $\lambda(\text{par}(v), v)$ for all $v \in V(T) \setminus \{\rho_T\}$ takes $\mathcal{O}(|X||M|)$ time.

In summary, Alg. 2 can be implemented to run in $\mathcal{O}(|X|^2|M|)$ time. ■

7 Summary and Outlook

Fitch maps ε are map $\varepsilon : [X \times X]_{\text{irr}} \rightarrow \mathcal{P}(M)$ that are explained by edge-labeled trees (T, λ) where $\lambda : E(T) \rightarrow \mathcal{P}(M)$ assigns a subset of colors in M to each edge of T . The main result of this contribution is to show that Fitch maps ε are characterized by the two simple conditions HLC and IC, which are both defined in terms of (complementary) neighborhoods in the multi-edge-colored graph representation of ε (cf. Thm. 5.4). Additionally, we provided a characteriza-

tion via forbidden submaps (cf. Thm. 3.14). Moreover, we demonstrated that there is always a unique least-resolved tree for a Fitch map (cf. Thm. 4.4). Finally, we gave a polynomial-time algorithm to verify whether a given map ε is a Fitch map, and, in the affirmative case, to construct the underlying least-resolved tree that explains ε .

Monochromatic Fitch maps have an additional characterization as a subclass of so-called directed cographs [11]. This, in particular, enables Geiß et al. [11] to establish a linear-time recognition algorithm as well as a linear-time tree reconstruction method for monochromatic Fitch maps. We suspect that there is a similar close relationship between the Fitch maps defined here and so-called unp-2 structures [5–7, 18], which form a natural generalization of directed cographs to edge-colored graphs. In particular, we expect that, using the theory of unp-2 structures, the recognition of Fitch maps and the reconstruction of the least-resolved trees is possible in a more efficient way.

As part of future research, it will be of interest to understand symmetrized Fitch maps in more detail. A map $\varepsilon: [X \times X]_{\text{irr}} \rightarrow \mathcal{P}(M)$ is a symmetrized Fitch map if there is an edge-labeled tree (T, λ) such that $m \in \varepsilon(x, y)$ if and only if there is an m -edge along the unique path from x to y in (T, λ) . A characterization of symmetrized monochromatic Fitch maps can be found in [9]. Note that both, monochromatic Fitch maps and their symmetrized versions, form a special subclass of (directed) cographs, which are graphs that can be explained by vertex-labeled trees [9, 11]. Furthermore, results for maps that are explained by vertex-labeled unrooted trees have been established by Grünewald et al. [13] and Huber et al. [21] and may offer an avenue to attack this problem.

The Fitch maps defined here correspond to directed multi-graphs with the restriction that there are no parallel arcs of the same color. However, as already outlined in Section 3, we may also allow parallel arcs of the same color. That is, we may force to have k m -edges along the path from $\text{lca}(x, y)$ to y , whenever there are k edges with color m connecting x and y in the graph representation of ε . To our knowledge, this generalization has not been considered so far.

Finally, we have considered here only maps that are explained by trees. Generalizations to maps that are defined by (vertex-labeled) networks can be found in [20]. Thus, a general question arises: Can a map $\varepsilon: [X \times X]_{\text{irr}} \rightarrow \mathcal{P}(M)$ that is not a Fitch map, and thus cannot be explained by an edge-labeled tree, be explained by (rooted) edge-labeled networks instead? What are the “minimal” or “least-resolved” networks that explain such a map?

Acknowledgments

We thank Manuela Geiß for all the stimulating discussions during the plenty of interesting beer-sessions. Moreover, we thank Carmen Bruckmann for carefully rechecking the established results which significantly helped to improve this paper. This work was supported in part by the German Federal Ministry of Education and Research (BMBF, project no. 031A538A, de.NBI-RBC).

References

- [1] Sebastian Böcker and Andreas W. M. Dress. Recovering symbolically dated, rooted trees from symbolic ultrametrics. *Adv. Math.*, 138:105–125, 1998. doi: 10.1006/aima.1998.1743.
- [2] D. Bryant and M. Steel. Extension operations on sets of leaf-labelled trees. *Adv. Appl. Math.*, 16:425–453, 1995.
- [3] Tiziana Calamoneri and Blerina Sinimeri. Pairwise compatibility graphs: A survey. *SIAM Review*, 58:445–460, 2016.

- [4] D. G. Corneil, H. Lerchs, and L. Steward Burlingham. Complement reducible graphs. *Discr. Appl. Math.*, 3:163–174, 1981. doi: 10.1016/0166-218X(81)90013-5.
- [5] A Ehrenfeucht and G Rozenberg. Theory of 2-structures, part I: Clans, basic subclasses, and morphisms. *Theor. Comp. Sci.*, 70:277–303, 1990.
- [6] A Ehrenfeucht and G Rozenberg. Theory of 2-structures, part II: Representation through labeled tree families. *Theor. Comp. Sci.*, 70:305–342, 1990.
- [7] Joost Engelfriet, Tero Harju, Andrzej Proskurowski, and Grzegorz Rozenberg. Characterization and complexity of uniformly nonprimitive labeled 2-structures. *Theor. Comp. Sci.*, 154:247–282, 1996.
- [8] M. R. Fellows, D. Meister, F. A. Rosamond, R. Sritharan, and Telle J. A. Leaf powers and their properties: Using the trees. In S H Hong, H Nagamochi, and T Fukunaga, editors, *Algorithms and Computation. ISAAC 2008*, volume 5369 of *Lect. Notes Comp. Sci.*, pages 402–413, Berlin, Heidelberg, 2008. Springer. doi: 10.1007/978-3-540-92182-0_37.
- [9] M. Geiß, M. Hellmuth, Y. Long, and Peter F. Stadler. A short note on undirected Fitch graphs. *Art Discrete Appl. Math.*, 1:#P1.08, 2018.
- [10] M. Geiß, E. Chávez, M. González Laffitte, A. López Sánchez, B.M.R. Stadler, D.I. Valdivia, M. Hellmuth, M. Hernández Rosales, and P.F. Stadler. Best match graphs. *J. Math. Biology*, 78(7):2015–2057, 2019.
- [11] Manuela Geiß, John Anders, Peter F. Stadler, Nicolas Wieseke, and Marc Hellmuth. Reconstructing gene trees from Fitch’s xenology relation. *J. Math. Biol.*, 77:1459–1491, 2018. doi: 10.1007/s00285-018-1260-8.
- [12] S. Grünewald, M. Steel, and M. S. Swenson. Closure operations in phylogenetics. *Math. Biosci.*, 208:521–537, 2007.
- [13] Stefan Grünewald, Yangjing Long, and Yaokun Wu. Reconstructing unrooted phylogenetic trees from symbolic ternary metrics. *Bull. Math. Biol.*, 80:1563–1577, 2018.
- [14] M. Hellmuth and C. R. Seemann. Alternative characterizations of Fitch’s xenology relation. *J. Math. Biol.*, 79:969–986, 2019. doi: 10.1007/s00285-019-01384-x.
- [15] M. Hellmuth, N. Wiesecke, M. Lechner, H.P. Lenhof, M. Middendorf, and P.F. Stadler. Phylogenomics with paralogs. *Proc. Natl. Acad. Sci. USA (PNAS)*, 112(7):2058–2063, 2015.
- [16] Marc Hellmuth. Generalized Fitch graphs: Edge-labeled graphs that are explained by edge-labeled trees. *Discr. Appl. Math.*, 267:1–11, 2019. doi: 10.1016/j.dam.2019.06.015.
- [17] Marc Hellmuth, Maribel Hernandez-Rosales, Katharina T. Huber, Vincent Moulton, Peter F. Stadler, and Nicolas Wieseke. Orthology relations, symbolic ultrametrics, and cographs. *J. Math. Biol.*, 66:399–420, 2013.
- [18] Marc Hellmuth, Peter F. Stadler, and Nicolas Wieseke. The mathematics of xenology: Di-cographs, symbolic ultrametrics, 2-structures and tree-representable systems of binary relations. *J. Math. Biol.*, 75:299–237, 2017. doi: 10.1007/s00285-016-1084-3.
- [19] Marc Hellmuth, Maribel Hernandez-Rosales, Yangjing Long, and Peter F. Stadler. Inferring phylogenetic trees from the knowledge of rare evolutionary events. *J. Math. Biol.*, 76: 1623–1653, 2018. doi: 10.1007/s00285-017-1194-6.

- [20] K. T. Huber and G. E. Scholz. Beyond representing orthology relations by trees. *Algorithmica*, 80:73–103, Jan 2018.
- [21] Katharina T. Huber, Vincent Moulton, and Guillaume E. Scholz. Three-way symbolic tree-maps and ultrametrics. *J. Classification*, 2018. doi: 10.1007/s00357-018-9274-x.
- [22] Manuel Lafond and Nadia El-Mabrouk. Orthology and paralogy constraints: satisfiability and consistency. *BMC Genomics*, 15:S12, 2014. doi: 10.1186/1471-2164-15-S6-S12.
- [23] Marcus Lechner, Sven Findeiß, Lydia Steiner, Manja Marz, Peter F. Stadler, and Sonja J. Prohaska. Proteinortho: detection of (co-)orthologs in large-scale analysis. *BMC Bioinformatics*, 12:124, 2011. doi: 10.1186/1471-2105-12-124.
- [24] Ross M McConnell and Fabien de Montgolfier. Linear-time modular decomposition of directed graphs. *Discr. Appl. Math.*, 145:198–209, 2005.
- [25] Bruno T. L. Nichio, Jeroniza Nunes Marchaukoski, and Roberto Tadeu Raittz. New tools in orthology analysis: A brief review of promising perspectives. *Front Genet.*, 8:165, 2017. doi: 10.3389/fgene.2017.00165.
- [26] Matt Ravenhall, Nives Škunca, Florent Lassalle, and Christophe Dessimoz. Inferring horizontal gene transfer. *PLoS Comput Biol.*, 11:e1004095, 2015. doi: 10.1371/journal.pcbi.1004095.
- [27] Carsten R. Seemann and Marc Hellmuth. The matroid structure of representative triple sets and triple closure computation. *European J. Combin.*, 70:384–407, 2018.
- [28] Charles Semple and Mike Steel. *Phylogenetics*. Oxford University Press, New York, 2003. ISBN 978-0-198-50942-4.