

PARAMETRIC GRAPH-BASED SEPARABLE TRANSFORMS FOR VIDEO CODING

Hilmi E. Egilmez*, Oguzhan Teke†, Amir Said*, Vadim Seregin* and Marta Karczewicz*

*Qualcomm Technologies, Inc., San Diego, CA 92121, USA.

†California Institute of Technology, Pasadena, CA 91125 USA.

ABSTRACT

In many video coding systems, separable transforms (such as two-dimensional DCT-2) have been used to code block residual signals obtained after prediction. This paper proposes a parametric approach to build graph-based separable transforms (GBSTs) for video coding. Specifically, a GBST is derived from a pair of line graphs, whose weights are determined based on two non-negative parameters. As certain choices of those parameters correspond to the discrete sine and cosine transform types used in recent video coding standards (including DCT-2, DST-7 and DCT-8), this paper further optimizes these graph parameters to better capture residual block statistics and improve video coding efficiency. The proposed GBSTs are tested on the Versatile Video Coding (VVC) reference software, and the experimental results show that about 0.4% average coding gain is achieved over the existing set of separable transforms constructed based on DCT-2, DST-7 and DCT-8 in VVC.

Index Terms— Transform coding, learning algorithms, graph-based transforms, video coding, video compression.

1. INTRODUCTION

In most video compression systems predating the *High-Efficiency Video Coding* (HEVC) standard [1], only the type-2 discrete cosine transform (DCT-2) is used to transform rows and columns of a residual block signal in a separable manner. The main problem of using DCT-2 as the only transform option is the implicit assumption that all residual blocks share the same statistical properties. However, in practice, the residual blocks can have diverse statistical characteristics depending on video content, prediction mode and block size. It has been shown that the separable type-7 discrete sine transform (DST-7) can provide considerable coding gains over DCT-2 for small blocks [2], and DST-7 is adopted in HEVC for coding 4×4 intra predicted blocks [1]. In order to further increase the diversity in transform selection with a significant coding benefit, the AV1 standard [3] enables combinations of DST-7 and DCT-8 for block sizes up to 16×16 . Moreover, the *Versatile Video Coding* (VVC) standard, currently under development stage [4], employs *multiple transform selection* (MTS) among five candidates derived based on DCT-2, DCT-8 and DST-7, where larger block transforms up to size 32×32 are supported [5]. This paper proposes a learning method to design parametric *graph-based separable transforms* (GBSTs) as generalized extensions of DST-7 and DCT-8 for the MTS design in VVC [4].

Graph-based transforms (GBTs) [6–9] have been introduced to improve coding efficiency by providing a better adaptation for di-

verse block statistics. Particularly in [8, 9], separable GBTs (GBSTs) are optimized by learning a pair of line graphs from data [10] to model underlying row and column-wise statistics of blocks residual signals, where the associated graph Laplacian matrices are used to derive GBSTs. In [9], the authors further show that GBTs can outperform separable Karhunen-Loeve transforms (KLTs) derived from sample covariance matrices in terms of coding efficiency, since the graph learning approach provides a better model estimation (i.e., better *generalization* and *variance-bias trade-off* [11, 12]) than using sample covariances for deriving KLTs. One of the key conclusions in [9] is that learning models with fewer parameters (which alleviates the *overfitting* problem) often results in a more general and robust model estimation, so that graph learning techniques can be employed to design better transforms for video coding. Based on this result, this paper introduces a parametric approach to learn line graphs, whose weights are determined from two non-negative parameters. Contributions of the present paper can be summarized as follows:

- A constrained optimization framework with a new training method is proposed to learn parameters of line graphs used to derive GBSTs.
- Practical GBSTs at 8-bit integer precision are constructed and tested by replacing the transform matrices of MTS in VVC. A comprehensive empirical analysis of graph parameter choices (in terms of coding efficiency) is also presented.
- The proposed GBSTs do not introduce an additional hardware/software complexity to the current VVC design, since common implementations of DST-7 and DCT-8 are based on matrix multiplications.

As compared to the existing GBST construction methods allowing arbitrary graph weights in [9], the proposed parametric approach is a more constrained variant leading to simpler models defined by fewer parameters. Besides, the empirical results in [8, 9] are provided in a simple simulation setting with their theoretical justifications. However, in the present paper, proposed parametric GBSTs are evaluated in a more practical setting, where they are tested on the VVC reference software by benchmarking against the existing MTS scheme in VVC with DST-7 and DCT-8 [5].

The rest of the paper is organized as follows. Section 2 gives some preliminary information and definitions. In Section 3, the problem formulation and proposed parametric approach are presented. The experimental results are discussed in Section 4, and Section 5 draws some conclusions.

2. PRELIMINARIES

In this paper, the graphs of interest are algebraically represented by generalized graph Laplacian (GGL) matrices.

Definition 1 (GGL). Given a weighted graph $\mathcal{G}(\mathbf{W}, \mathbf{V})$, the gener-

This work was supported by Qualcomm Technologies, Inc. O. Teke was with Qualcomm Technologies, Inc., while most of this work has been done. He is currently with the Department of Electrical Engineering, California Institute of Technology, Pasadena, CA 91125 USA.

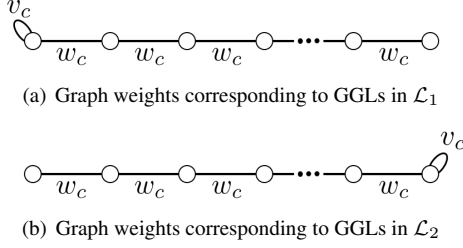


Fig. 1: Graphs of interest with constant edge weights (w_c) and a single self-loop weight (v_c) at (a) the first vertex and (b) last vertex.

alized graph Laplacian is defined as

$$\mathbf{L} = \mathbf{D} - \mathbf{W} + \mathbf{V} \quad (1)$$

where \mathbf{W} is the adjacency matrix consisting of non-negative edge weights, \mathbf{D} is the diagonal degree matrix, and \mathbf{V} is the diagonal matrix denoting weighted self-loops (i.e., vertex-weights). Note that the $\mathbf{D} - \mathbf{W}$ term is the combinatorial Laplacian matrix [13], and GGL is obtained by adding the vertex weights in \mathbf{V} .

A GBST is defined by a pair of GBTs derived from the GGLs associated with two weighted line graphs. We formally define GBT and GBST as follows.

Definition 2 (GBT). GBT of a graph $\mathcal{G}(\mathbf{W}, \mathbf{V})$ is obtained by eigen-decomposition of the generalized graph Laplacian,

$$\mathbf{L} = \mathbf{D} - \mathbf{W} + \mathbf{V} = \mathbf{U}\mathbf{\Lambda}\mathbf{U}^\top, \quad (2)$$

where columns of orthogonal matrix \mathbf{U} are the basis vectors of the GBT, and $\mathbf{\Lambda}$ is the diagonal eigenvalue matrix.

Definition 3 (GBST). Let \mathbf{U}_{row} and \mathbf{U}_{col} be $N \times N$ GBTs associated with two line graphs with N vertices, then the GBST of an $N \times N$ matrix \mathbf{X} is

$$\widehat{\mathbf{X}} = \mathbf{U}_{\text{col}}^\top \mathbf{X} \mathbf{U}_{\text{row}}, \quad (3)$$

where \mathbf{U}_{row} and \mathbf{U}_{col} are the transforms applied rows and columns of the block signal \mathbf{X} , respectively.

3. PROPOSED PARAMETRIC FRAMEWORK FOR GBST CONSTRUCTION

In this section, we first define the form of parametric GGLs considered in this paper and discuss their relations with different types of DCT/DST. Then, the problem formulation and proposed solution are presented.

3.1. Target GGLs representing line graphs

In this paper, the following two sets of GGL matrices representing the line graphs are considered to derive GBSTs:

$$\mathcal{L}_1 = \left\{ \begin{bmatrix} w_c + v_c & -w_c & & & 0 \\ -w_c & 2w_c & -w_c & & \\ & \ddots & \ddots & \ddots & \\ 0 & & -w_c & 2w_c & -w_c \\ & & & -w_c & w_c \end{bmatrix} \middle| \begin{array}{l} w_c \geq 0 \\ v_c \geq 0 \end{array} \right\} \quad (4)$$

and

$$\mathcal{L}_2 = \left\{ \begin{bmatrix} w_c & -w_c & & & 0 \\ -w_c & 2w_c & -w_c & & \\ & \ddots & \ddots & \ddots & \\ 0 & & -w_c & 2w_c & -w_c \\ & & & -w_c & w_c + v_c \end{bmatrix} \middle| \begin{array}{l} w_c \geq 0 \\ v_c \geq 0 \end{array} \right\} \quad (5)$$

where w_c denotes the constant edge weights of the line graphs, and v_c is the vertex weight (i.e., self loop weight). As illustrated in Fig. 1, the only structural difference in GGL sets is the location of weighted vertex (i.e., self-loop).

3.2. DCTs and DSTs as GBTs derived from line graphs

Some types of DCTs and DSTs, including DCT-2, DCT-8 and DST-7, are in fact GBTs derived from certain forms of GGLs. Based on the results in [8, 14–16], the parameters v_c and w_c can be selected such that the specified sets of GGLs in (4) and (5) correspond to different types of DCTs and DSTs. For example, the relation between different types of DCTs and graph Laplacians is originally discussed in [14] where DCT-2 is shown to be equal to the GBT uniquely obtained from combinatorial graph Laplacians of the following form

$$\mathbf{L}_c = \begin{bmatrix} w_c & -w_c & & & 0 \\ -w_c & 2w_c & -w_c & & \\ & \ddots & \ddots & \ddots & \\ 0 & & -w_c & 2w_c & -w_c \\ & & & -w_c & w_c \end{bmatrix} \text{ for } w_c > 0, \quad (6)$$

which represents uniformly weighted line graphs with no self-loops (i.e., all edge weights are equal to a positive constant and vertex weights to zero). Then, the form in (6) can be obtained by setting $v_c = 0$ with $w_c > 0$ for the target GGL sets \mathcal{L}_1 and \mathcal{L}_2 . By combining this observation with the analysis in [8, 15, 16], different choices of v_c and w_c for the GGL sets \mathcal{L}_1 and \mathcal{L}_2 result in the following five DCT/DST types:

- DCT-2 is derived by setting $v_c = 0$ in \mathcal{L}_1 or \mathcal{L}_2 .
- DST-7 is derived by setting $v_c = w_c$ in \mathcal{L}_1 .
- DCT-8 is derived by setting $v_c = w_c$ in \mathcal{L}_2 .
- DST-4 is derived by setting $v_c = 2w_c$ in \mathcal{L}_1 .
- DCT-4 is derived by setting $v_c = 2w_c$ in \mathcal{L}_2 .

Moreover, it is important to note that DST-7 and DCT-8 are closely related transforms, where the basis vectors of one are in fact the reversed (flipped) versions of the other [17], as the only difference in their associated graphs is the location of the self-loop (see Fig. 1)¹. The DST-4 and DCT-4 also share this property.

3.3. Problem Formulation

In order to learn graphs from data, the following parametric GGL estimation problem is formulated:

$$\begin{aligned} & \underset{w_c \geq 0, v_c \geq 0}{\text{minimize}} && \text{Tr}(\mathbf{L}(w_c, v_c)\mathbf{S}) - \log \det(\mathbf{L}(w_c, v_c)) \\ & \text{subject to} && \mathbf{L}(w_c, v_c) \in \mathcal{L}_t \end{aligned} \quad (7)$$

where \mathbf{S} denotes the sample covariance matrix obtained from data, and $\mathbf{L}(w_c, v_c)$ is the GGL variable defined by parameters v_c and w_c .

¹Mathematically, the graphs shown in Fig. 1 are isomorphic to each other.

The operators $\text{Tr}(\cdot)$ and $\log\det(\cdot)$ correspond to the matrix trace and determinant of logarithm, respectively. Since the minimization criterion in (7) is based on negative log-likelihood of a Gaussian-Markov random field (GMRF), whose precision matrix is a GGL [10], it is a constrained maximum-likelihood (ML) problem for estimating a GGL over the constraint set \mathcal{L}_t defined by the parameters v_c and w_c .

This paper focuses on solving the instances of (7) where the constraint set \mathcal{L}_t can be either \mathcal{L}_1 or \mathcal{L}_2 , defined in Section 3.1. Since (7) is a convex optimization problem [18] and the dimension of the problem is small, the CVX software [19] is used to find the optimal solutions for w_c and v_c . As a more efficient alternative to CVX, the *GGL estimation algorithm* proposed in [10, 20] can be modified to accommodate the set constraints in \mathcal{L}_1 and \mathcal{L}_2 by introducing projected descent steps. Such efficient alternatives are out of the scope of this paper and considered as part of the future work.

3.4. Proposed Method

To design GBSTs, we propose a two-step procedure to optimize a GGL matrices used to derive transforms. In the first step, the problem in (7) is solved to find the optimal parameters (w_c^* and v_c^*) that best capture the input data statistics (sample covariance \mathbf{S}) in a maximum-likelihood sense. The residual data is collected by using the VVC reference software (version 2), VTM, where the row and column statistics (\mathbf{S}) are obtained from intra coded residual blocks². After solving (7), the second step refines the optimized GGL matrix, $\mathbf{L}(w_c^*, v_c^*)$ by normalizing entries of the GGL and then rounding the normalized vertex weight to a value of admissible precision³. Specifically, an estimated GGL is normalized by dividing with w_c^* as $\hat{\mathbf{L}} = (1/w_c^*) \mathbf{L}(w_c^*, v_c^*)$. So, the edge weights of the graph associated with $\hat{\mathbf{L}}$ are equal to 1, and its non-zero vertex weight is equal to v_c^*/w_c^* . Note that, the normalization of GGLs does not have an impact on their corresponding GBTs, since the set of eigenvectors (i.e., \mathbf{U}) in (2) are invariant to scaling of \mathbf{L} . For the rounding, a normalized vertex weight (v_c^*/w_c^*) is rounded to the nearest integer multiple of 0.25. We denote the resulting rounded vertex weight as α_N , where N is the transform length (or number of vertices).

The proposed two-step approach is applied to design GBSTs as alternatives to DST-7 and DCT-8 in VVC. Since VVC allows 4, 8, 16 and 32-point DST-7/DCT-8, GBSTs are optimized for the same transform lengths. The proposed approach results in $\alpha_4 = 2$, $\alpha_8 = 1$, $\alpha_{16} = 0.75$ and $\alpha_{32} = 0.25$ for 4, 8, 16 and 32-point GBSTs, respectively. Based on the observations in Section 3.2, the results of proposed approach can be interpreted as follows:

- Since $\alpha_4 = 2$ for \mathcal{L}_1 and \mathcal{L}_2 corresponds to DST-4 and DCT-4, respectively, the proposed approach practically suggests replacing DST-7 with DST-4 and DCT-8 with DCT-4 for 4-point transforms to improve coding gains.
- For 8-point transforms, the approach suggests to keep DST-7 and DCT-8, because $\alpha_8 = 1$ for \mathcal{L}_1 and \mathcal{L}_2 leads to DST-7 and DCT-8, respectively.
- As $\alpha_N = 0$ would indicate using DCT-2 and $\alpha_N = 1$ corresponds to DST-7/DCT-8, the 16-point GBST derived from $\alpha_{16} = 0.75$ leads to a transform that is closer to DST-7/DCT-8 as compared to DCT-2, yet $\alpha_{32} = 0.25$ generates a 32-point GBST that is closer to DCT-2 than DST-7/DCT-8.

Fig. 2 illustrates the basis vectors of 8-point transforms for different

²The video sequences used in HEVC standardization (different from the test sequences in VVC) are used for generating the training dataset.

³The refinement step is needed to limit the precision of parameters for practical coding systems. Moreover, the normalization of GGLs makes the analysis of models with different number of vertices (dimensions) easier.

Table 1: Coding performance of GBSTs over VTM under all-intra configurations in terms of BD-rates (BDR). Negative percentage values indicate coding gain improvements.

Sequences		BDR(Y)	BDR(U)	BDR(V)
A1	Tango2	-0.49%	0.04%	0.05%
	FoodMarket4	-0.58%	0.27%	0.33%
	Campfire	-0.21%	0.17%	0.23%
A2	CatRobot1	-0.19%	0.39%	0.30%
	DaylightRoad2	-0.34%	0.50%	0.07%
	ParkRunning3	-0.24%	0.24%	0.30%
B	MarketPlace	-0.14%	0.42%	0.45%
	RitualDance	-0.33%	0.13%	0.20%
	Cactus	-0.32%	-0.19%	0.02%
	BasketballDrive	-0.42%	0.12%	-0.02%
	BQTerrace	-0.28%	-0.21%	-0.05%
C	BasketballDrill	-0.21%	-0.26%	-0.11%
	BQMall	-0.43%	-0.27%	-0.13%
	PartyScene	-0.41%	-0.44%	-0.40%
	RaceHorses	-0.34%	0.01%	-0.06%
E	FourPeople	-0.43%	-0.27%	-0.43%
	Johnny	-0.54%	-0.25%	-0.69%
	KristenAndSara	-0.65%	-0.41%	-0.77%
Average		-0.36%	0.00%	0.04%
Encoder Time[%]		99%		
Decoder Time[%]		100%		

α_8 values. The figure demonstrates that basis vectors become more similar as their corresponding α_8 values are closer.

4. EXPERIMENTAL RESULTS

The performance of the proposed GBSTs are tested under common test conditions (CTC) [21] on the VVC reference software (version 2), VTM, by replacing the DST-7 and DCT-8 in MTS with the GBSTs for different transform lengths (i.e., 4, 8, 16 and 32-point transforms).

Table 1 shows⁴ the coding gains achieved by using the proposed set of GBSTs (in Section 3.4) over the VTM anchor with DST-7 and DCT-8 in terms of BD-rates [22]. On average, the proposed method provides considerable luma coding gains of 0.36% (in Y component). Practically, no loss is observed for chroma channel (in U and V components), since VTM only applies multiple separable transform candidates on the luma blocks. For all the sequences in CTC, luma coding gains are observed, and significant gains up to 0.6% are achieved for some of the ultra-high-definition (UHD) sequences in class A1.

Fig. 3 shows BD-rates of only replacing N -point DST-7 and DCT-8 with N -point GBSTs for different α_N values. For example, in Fig. 3c, only 16-point transforms are replaced by GBSTs derived from different α_{16} while keeping 4, 8 and 32-point DST-7 and DCT-8 (i.e., $\alpha_4 = \alpha_8 = \alpha_{32} = 1$). The results empirically validate the proposed approach (described in Section 3.4) resulting in $\alpha_4 = 2$, $\alpha_8 = 1$, $\alpha_{16} = 0.75$ and $\alpha_{32} = 0.25$, all of which are very close to the best α_N with smallest BDR(Y) in Fig. 3a, 3b, 3c and 3d, respec-

⁴The results under random-access configurations (allowing inter prediction) are omitted due to limited space. Note also that MTS is disabled for inter coded blocks in CTC.

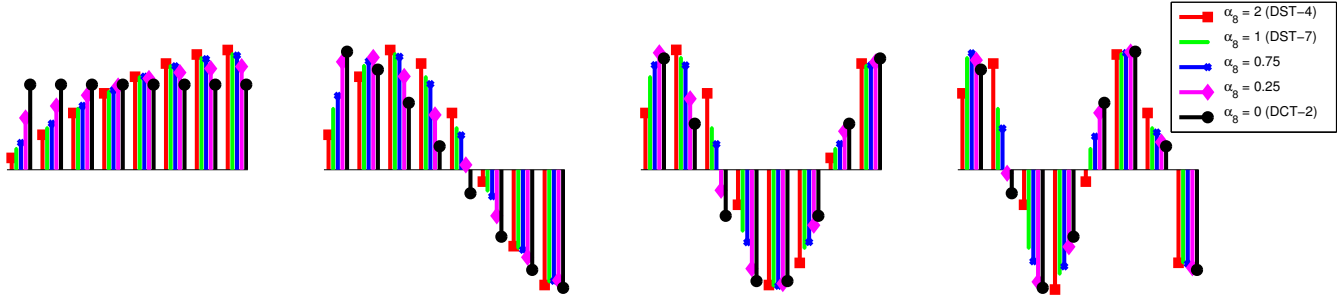


Fig. 2: Illustration of the four lowest frequency basis vectors for 8-point transforms derived from graphs with $\alpha_8 = 2$, $\alpha_8 = 1$, $\alpha_8 = 0.75$, $\alpha_8 = 0.25$ and $\alpha_8 = 0$. The transforms obtained based on $\alpha_8 = 2$, $\alpha_8 = 1$ and $\alpha_8 = 0$ are equal to 8-point DST-4, DST-7 and DCT-2, respectively.

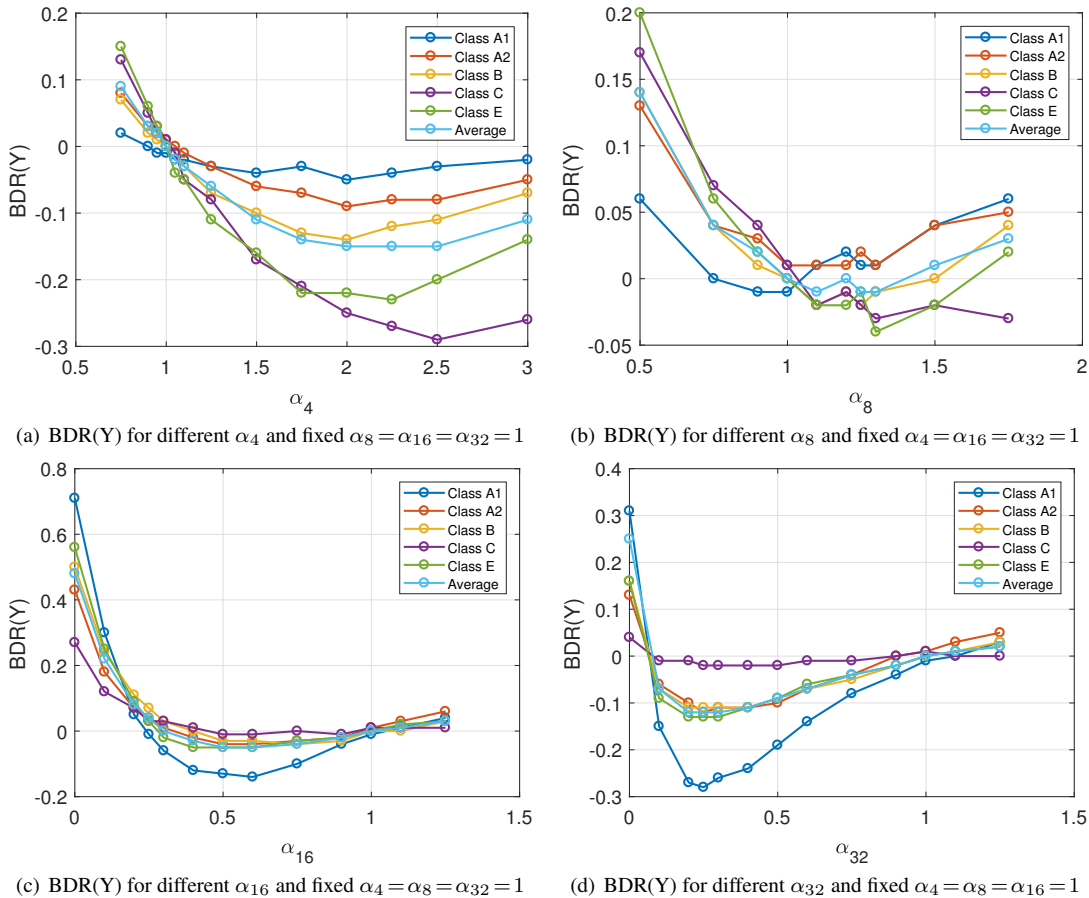


Fig. 3: Average and per-class luma BD-rate performances of N -point GBSTs across different α_N values over VTM.

tively. The figures also show that the impact of changing α_N on the BDR(Y) depends on the resolution of sequences. For example, in Fig. 3a, the coding gains for classes A1 and A2 with high-resolution are very limited, while for classes with lower resolution (e.g., class C) the gains are significant for larger α_4 . On the other hand, in Fig. 3d, smaller α_{32} leads to significant coding gains for classes A1 and A2, yet the gains are negligible for class C.

5. CONCLUSIONS

In this paper, we introduced a parametric approach to build graph-based separable transforms (GBSTs) better capturing the residual

block statistics as compared to DST-7 and DCT-8. An optimized set of GBSTs are constructed and tested on the VVC reference software VTM by replacing the DST-7 and DCT-8 in VVC. The experimental results demonstrated that proposed GBSTs improve the coding efficiency about 0.4% over the VTM. The proposed GBSTs do not introduce any additional hardware complexity on the current VVC design, since practical implementations of DST-7 and DCT-8 are also primarily based on matrix multiplications.

6. REFERENCES

- [1] G. J. Sullivan, J.-R. Ohm, W.-J. Han, and T. Wiegand, "Overview of the High Efficiency Video Coding (HEVC) Standard," *IEEE Trans. Circuits Syst. Video Technol.*, vol. 22, no. 12, pp. 1649–1668, Dec. 2012.
- [2] J. Han, A. Saxena, V. Melkote, and K. Rose, "Jointly optimized spatial prediction and block transform for video and image coding," *IEEE Trans. Image Process.*, vol. 21, no. 4, pp. 1874–1884, Apr. 2012.
- [3] Y. Chen, D. Murherjee, J. Han, A. Grange, Y. Xu, Z. Liu, S. Parker, C. Chen, H. Su, U. Joshi, C. Chiang, Y. Wang, P. Wilkins, J. Bankoski, L. Trudeau, N. Egge, J. Valin, T. Davies, S. Midtskogen, A. Norkin, and P. de Rivaz, "An overview of core coding tools in the AV1 video codec," in *2018 Picture Coding Symposium (PCS)*, June 2018, pp. 41–45.
- [4] B. Bross, J. Chen, S. Liu, and Y.-K. Wang, "Versatile video coding (draft 7)," Output document JVET-P2001, Joint Video Exploration Team (JVET) of ITU-T SG16 WP3 and ISO/IEC JTC 1/SC29/WG11, Geneva, CH, Oct. 2019.
- [5] A. Said and X. Zhao, "CE6: Summary report on transforms and transform signalling," Input document JVET-K0026, Joint Video Exploration Team (JVET) of ITU-T SG16 WP3 and ISO/IEC JTC 1/SC29/WG11, Ljubljana, SI, July 2018.
- [6] H. E. Egilmez, A. Said, Y. H. Chao, and A. Ortega, "Graph-based transforms for inter predicted video coding," in *IEEE International Conference on Image Processing (ICIP)*, Sept 2015, pp. 3992–3996.
- [7] E. Pavez, H. E. Egilmez, Y. Wang, and A. Ortega, "GTT: Graph template transforms with applications to image coding," in *Picture Coding Symposium (PCS), 2015*, May 2015, pp. 199–203.
- [8] H. E. Egilmez, Y. H. Chao, A. Ortega, B. Lee, and S. Yea, "GBST: Separable transforms based on line graphs for predictive video coding," in *2016 IEEE International Conference on Image Processing (ICIP)*, Sept 2016, pp. 2375–2379.
- [9] H. E. Egilmez, Y. H. Chao, and A. Ortega, "Graph-based transforms for video coding," *CoRR*, vol. abs/arXiv:1909.00952, 2019.
- [10] H. E. Egilmez, E. Pavez, and A. Ortega, "Graph learning from data under Laplacian and structural constraints," *IEEE Journal of Selected Topics in Signal Processing*, vol. 11, no. 6, pp. 825–841, Sept 2017.
- [11] V. N. Vapnik, "An overview of statistical learning theory," *IEEE Transactions on Neural Networks*, vol. 10, no. 5, pp. 988–999, Sep 1999.
- [12] U. von Luxburg and B. Schölkopf, *Statistical Learning Theory: Models, Concepts, and Results*, vol. 10, pp. 651–706, Elsevier North Holland, Amsterdam, Netherlands, May 2011.
- [13] F. R. K. Chung, *Spectral Graph Theory*, American Mathematical Society, USA, 1997.
- [14] G. Strang, "The discrete cosine transform," *SIAM Rev.*, vol. 41, no. 1, pp. 135–147, Mar. 1999.
- [15] M. Püschel and J. M. F. Moura, "Algebraic signal processing theory: 1-D space," *IEEE Transactions on Signal Processing*, vol. 56, no. 8, pp. 3586–3599, 2008.
- [16] W. Hu, G. Cheung, and A. Ortega, "Intra-prediction and generalized graph fourier transform for image coding," *IEEE Signal Processing Letters*, vol. 22, no. 11, pp. 1913–1917, Nov 2015.
- [17] A. Said, H. E. Egilmez, and Y. H. Chao, "Low-complexity transform adjustments for video coding," in *2019 IEEE International Conference on Image Processing (ICIP)*, Sep. 2019, pp. 1188–1192.
- [18] S. Boyd and L. Vandenberghe, *Convex Optimization*, Cambridge University Press, New York, NY, USA, 2004.
- [19] M. Grant and S. Boyd, "CVX: Matlab software for disciplined convex programming, version 2.1," <http://cvxr.com/cvx>, Mar. 2014.
- [20] H. E. Egilmez, E. Pavez, and A. Ortega, "GLL: Graph Laplacian learning package, version 1.0," https://github.com/STAC-USC/Graph_Learning, 2017.
- [21] F. Bossen, J. Boyce, K. Sühring, X. Li, and V. Seregin, "JVET common test conditions and software reference configurations for SDR video," Output document JVET-L1010, Joint Video Exploration Team (JVET) of ITU-T SG16 WP3 and ISO/IEC JTC 1/SC29/WG11, Macao, CN, Oct. 2018.
- [22] G. Bjøntegaard, "Calculation of average PSNR differences between RD-curves," Tech. Rep. VCEG-M33, ITU-T SG16 Q.6, Austin, TX, Apr. 2001.