

Improving PHY-Security of UAV-Enabled Transmission with Wireless Energy Harvesting: Robust Trajectory Design and Power Allocation

Milad Tatar Mamaghani*, Yi Hong*, *Senior Member, IEEE*

*Electrical and Computer Systems Engineering Department, Monash University,
Melbourne, Australia

Abstract

In this paper, we consider an unmanned aerial vehicle (UAV) assisted communications system, including two cooperative UAVs, a wireless-powered ground destination node leveraging simultaneous wireless information and power transfer (SWIPT) technique, and a terrestrial passive eavesdropper. One UAV delivers confidential information to destination and the other sends jamming signals to against eavesdropping and assist destination with energy harvesting. Assuming UAVs have partial information about eavesdropper's location, we propose two transmission schemes: friendly UAV jamming (FUJ) and Gaussian jamming transmission (GJT) for the cases when jamming signals are known and unknown a priori at destination, respectively. Then, we formulate an average secrecy rate maximization problem to jointly optimize the transmission power and trajectory of UAVs, and the power splitting ratio of destination. Being non-convex and hence intractable the formulated problem, we propose an iterative algorithm based on block coordinate descent and successive convex approximation to efficiently solve it. Finally, numerical results are provided to substantiate the effectiveness of our proposed multiple-UAV schemes, compared to other existing benchmarks. Specifically, we find that the FUJ demonstrates significant secrecy performance improvement in terms of the optimal instantaneous and average secrecy rate compared to the GJT and the conventional single-UAV counterpart.

Index Terms

UAV communications, PHY-security, SWIPT, trajectory design, power control, cooperative mobile jammer, convex optimization.

I INTRODUCTION

RECENTLY, unmanned aerial vehicle (UAV) has been deemed as a promising wireless service provider alongside with plethora of other civilian applications (see [1]–[4] and references therein). This is driven by advances in wireless equipment miniaturization as well as the economic ease of deployment and flexibility of UAVs inasmuch as various Tech giants (e.g. Facebook and Google) [5] have been focusing on establishing massive UAV-assisted networks for ubiquitous connectivity. As a matter of fact, the upsurge of UAV applications in wireless communications is double-edged sword; in that bringing new opportunities and facilitating novel technologies, while accompanying with undeniable critical challenges when employed in the real world.

On the one hand, with an increasing demand of Internet-of-things (IoT) applications, UAVs can be regarded as a good candidate to serve as aerial base stations and even power beacons for prolonging energy-constraint IoT devices [6]–[9]. In such applications, a challenging issue is that how to prolong device lifetime due to limited access to power resources and/or infrequent battery replacements [6]. To tackle it, apart from conventional energy harvesting techniques, simultaneous wireless information and power transfer (SWIPT) has recently emerged [10]. To be specific, SWIPT captures both data and energy from the same radio frequency (RF) signal and converts into direct current for battery recharging, which enables energy harvesting in a controllable manner. This characteristic is particularly important for UAV applications [9], to guarantee replenishable-energy ground nodes considering their dynamic adjustment capability [7].

On the other hand, safeguarding such wireless communications system is of the most paramount challenges due to the broadcast nature of transmission and mobility of UAVs. To guarantee security of UAV communications, physical-layer (PHY) security techniques [1], [11], [12] have, providentially, been ascertained as a promising and computationally-efficient information secrecy approach. Among various PHY-security techniques, cooperative jamming is one viable anti-eavesdropping strategy via collaboratively transmitting jamming signals to degrade wiretap channel quality. In [13], the authors have considered a mobile UAV serving as a flying base station delivering data to a ground node in the presence of a passive eavesdropper. In [14], leveraging the mobility of a UAV, the authors have studied the achievable secrecy rate via trajectory design and power control optimization, and showed its improvement over conventional static jammers. This is due to the fact that the mobility of UAV-jammer allows an opportunistically jamming at a closer

distance to the eavesdropper. In [15], the authors have tackled maximizing the minimum secrecy rate of jammer-incorporated UAV communications via a joint optimization of trajectory and transmit power of UAVs. In [16], the authors have studied the problem when a UAV is employed as friendly jammer to assist secure communication in the presence of unknown eavesdropper location, and they have examined the UAV-jammer displacement and power control to guarantee good reliability and security.

Motivated by above research, in this paper, we consider two flying cooperative UAVs as well as a ground destination node equipped with wireless RF energy harvester, in the presence of a passive ground eavesdropper. One UAV acts as source transmitting confidential information to destination while the other UAV broadcasts jamming signals to assist anti-eavesdropping and energy harvesting of the destination node. Note that, different from [13], [17], [18], we here consider a *SWIPT-enabled receiver* at destination for security and energy scavenging. Also, different from [18], [19] wherein UAVs know the exact location of eavesdropper, we here assume that UAVs have only *partial information* of eavesdropper's location. Following our setting, we make the following contributions in the paper.

- We propose two cooperative UAV-jamming PHY-security schemes: *friendly UAV jamming* (FUJ) and *Gaussian jamming transmission* (GJT). In particular, in FUJ, UAV transmits jamming signals that are known a priori at destination, while in GJT, destination node has no prior information of the jamming signals from UAV.
- Via trajectory discretization approach, we formulate an average secrecy rate (ASR) maximization problem, which is challenging to solve due to non-smooth and non-concave objective function and non-convex feasible set.
- To make the optimization problem tractable, we propose an efficient iterative algorithm based on block coordinate descent (BCD) and successive convex approximation (SCA) methods in order to find a unique suboptimal solution to the problem with guaranteed convergence.
- Via the proposed iterative algorithm, we conduct optimization of the following sub-problems: transmit power of UAVs, power splitting ratio in SWIPT, as well as UAVs trajectory.
- We compare by simulations secrecy and energy harvesting performance, transmit power of UAVs of our proposed schemes under various scenarios, demonstrating its significant performance improvement over conventional without-jamming (WoJ) scheme, wherein there exists no UAV-jammer.

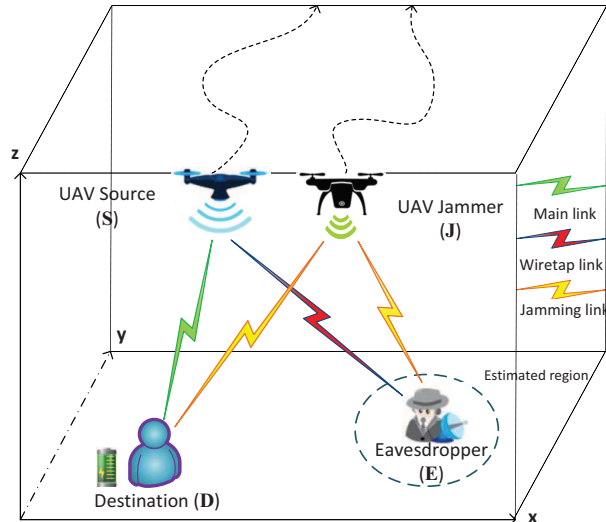


Fig. 1: System model of UAV-enabled secure information and power transfer.

The rest of the paper is organized as follows. Section II introduces system model. Section III presents two 2-UAV transmission schemes via cooperative UAV jamming. In Section IV, we formulate ASR optimization problem via trajectory discretization approach and provide solutions in Section V. Simulation results are given in Section VI, followed by conclusions in Section VII.

II SYSTEM MODEL

We consider a UAV-enabled wireless communications system (see Fig. 1), where a UAV-source (\mathcal{S}) flies from initial to final locations to deliver confidential information to a legitimate *ground destination* (\mathcal{D}) in the presence of a *ground eavesdropper* (\mathcal{E}) with *unknown location*. Here, we consider \mathcal{D} to be an energy-limited IoT device that is capable of harvesting energy from ambient radio resources and its receiver adopts power splitting architecture for simultaneous energy scavenging and data decoding with a power splitting ratio (PSR) ζ ($0 \leq \zeta \leq 1$) [6], [20]. Finally, a *UAV-jammer* (\mathcal{J}) is employed to transmit *noise-like* jamming signals cooperatively to improve security and power the energy-constraint \mathcal{D} .

We consider that all nodes have *single omnidirectional antenna* that operate in *half-duplex mode*. We define *main link* (\mathcal{S} - \mathcal{D}), *wiretap link* (\mathcal{S} - \mathcal{E}), *jamming link* (\mathcal{J} - \mathcal{D} , \mathcal{J} - \mathcal{E}), as shown in Fig. 1.

II-A System Parameters

Without loss of generality, we assume that all the nodes are located in a three-dimensional Cartesian coordinate system with the following parameters:

- \mathcal{D} has the *horizontal coordinate* $\mathbb{W}_D \in \mathbb{R}^{2 \times 1}$ with zero altitude,
- \mathcal{S} and \mathcal{J} 's initial and final locations are $\mathbb{Q}_{SI} \in \mathbb{R}^{2 \times 1}$, $\mathbb{Q}_{JI} \in \mathbb{R}^{2 \times 1}$, $\mathbb{Q}_{SF} \in \mathbb{R}^{2 \times 1}$, and $\mathbb{Q}_{JF} \in \mathbb{R}^{2 \times 1}$, with *constant flying altitude* H (e.g. [17], [21]),
- \mathcal{S} and \mathcal{J} have the same mission time T , and their horizontal location at time instant $t \in [0, T]$ are $\mathbb{Q}_S(t) \in \mathbb{R}^{2 \times 1}$ and $\mathbb{Q}_J(t) \in \mathbb{R}^{2 \times 1}$,
- \mathcal{S} and \mathcal{J} have a *safety distance* \tilde{D} to avoid collision¹,
- \mathcal{S} and \mathcal{J} have total transmission power P_S^{tot} and jamming power P_J^{tot} , respectively, whereas at $t \in [0, T]$, their associate instantaneous powers are $P_S(t)$ and $P_J(t)$,
- PSR, denoted by $\zeta \in (0, 1)$, is the *fraction of received power for information processing*, while $(1-\zeta)$ is the *fraction of which to be harvested and stored for future use*. The *instantaneous PSR* is, therefore, denoted by $\zeta(t)$.

Further, we have the following assumptions on \mathcal{D} and \mathcal{E} 's locations:

- \mathcal{D} 's location is known to both UAVs (e.g. [22], [13]),
- \mathcal{E} 's location ($\mathbb{W}_E \in \mathbb{R}^{2 \times 1}$) is unknown, but both UAVs can approximately estimate it [23] in a collaborative manner. As such, we assume that \mathcal{E} 's circular estimated region centered at $\hat{\mathbb{W}}_E \in \mathbb{R}^{2 \times 1}$ (namely *most-likely location of \mathcal{E}*) with radius $R_E \geq \|\mathbb{W}_E - \hat{\mathbb{W}}_E\|$ (namely *maximum estimation error*) are known to the UAVs, where $\|\cdot\|$ represents the L2-norm (Euclidean norm).

II-B Channel Model

Motivated by literature (see [19], [24], [21], [25], [26], [27]), in this work, we adopt a *probabilistic line-of-sight* (LOS) channel model that models both LoS and Non-LoS propagations by taking into account their occurrence probabilities [24]. Averaging over surrounding environment and small-scale fading, the expected channel power of UAV-ground (UG) links at time instant t is [24]

$$\hat{h}_{ag}(t) = \hat{\beta}(\theta_{ag}(t))d_{ag}(t)^{-\alpha}, \quad (1)$$

¹This is different from the traditional approach in [15], where different flying altitudes are allocated to each UAV to avoid possible collision.

with the regularized attenuation factor given by

$$\hat{\beta}(\theta_{ag}(t)) \triangleq \beta_0 [P_{\text{LoS}}(\theta_{ag}(t)) + \kappa(1 - P_{\text{LoS}}(\theta_{ag}(t)))], \quad (2)$$

where $d_{ag}(t) = \sqrt{\|\mathbb{Q}_a(t) - \mathbb{W}_g\|^2 + H^2}$ represents the time varying distance between the aerial node a and the ground node g . Moreover, $\theta_{ag}(t) = \tan^{-1}\left(\frac{H}{d_{ag}(t)}\right)$ denotes the time-varying elevation-angle between those two, wherein $a \in \{\mathcal{S}, \mathcal{J}\}$ and $g \in \{\mathcal{D}, \mathcal{E}\}$, α denotes the path-loss exponent ($2 \leq \alpha \leq 4$) [28], β_0 is the path loss at reference distance d_0 meter for omnidirectional antennas under LoS, i.e.,

$$\beta_0 \triangleq 20 \log_{10} \left(\frac{C}{4\pi d_0 f_c} \right), \text{ (in dB)}$$

where $C = 3 \times 10^8$ m/s is the speed of light and f_c is the carrier frequency [28]. The parameter κ is the additional attenuation factor characterizing Non-LoS propagation (in practice it is a random variable with log-normal distribution denoting the shadowing effect); however, in (2), this parameter is regarded to be constant following homogeneous assumption for Non-LoS environment. Further, we assume that the probability of having LoS environment is modelled as a function of the elevation angle $\theta(t)$

$$P_{\text{LoS}}(\theta(t)) = \frac{1}{1 + k_1 \exp(-k_2(\theta(t) - k_1))},$$

with environmental constants $k_1, k_2 > 0$. In consistency with [24], we assume

$$\hat{\beta}(\theta(t)) \approx \bar{\beta}, \quad (3)$$

for the sake of simplicity of trajectory and resource allocation design.²

III PROPOSED PHY-SECURITY SCHEMES AND INSTANTANEOUS/AVERAGE SECRECY CAPACITY

In this work, we present two PHY-security schemes involving two UAVs. Major difference between our schemes and other known two-UAV schemes (e.g. [15], [18], [19]) lies in that *the additional cooperative UAV conducts not only jamming transmission but also powering \mathcal{D} in a more practical channel modelling:*

- A FUJ scheme, wherein FUJ transmits jamming signals that are known a priori at \mathcal{D}

²It is worth pointing out that this approximated and simplified model is too fruitful in some applications such as post-disaster area wherein it is non-trivial to categorise the environment based on which the probabilistic model has been developed. However, the minimum and maximum values of path-loss component α can be used for upper and lower bound performance [2].

- A GJT scheme, wherein \mathcal{D} has no prior knowledge³ of the noise-like jamming signal.

To evaluate performance of above schemes (particularly in later simulations), we consider a *benchmark scheme*:

- *No additional UAV-jammer* (WoJ) scheme with SWIPT at destination. Note that this setup is similar to [13], except [13] has no SWIPT.

III-A Instantaneous Secrecy Rate (ISR)

Recall system parameters in subsection II-A and assume normalized bandwidth in all links.

GJT has the achievable average rate over the random channel realizations at time instant t as

$$I_M(t) = \log_2 \left(1 + \frac{\gamma_S(t)\zeta(t) (\|\mathbb{Q}_S(t) - \mathbb{W}_D\|^2 + H^2)^{-\frac{\alpha}{2}}}{\gamma_J(t)\zeta(t) (\|\mathbb{Q}_J(t) - \mathbb{W}_D\|^2 + H^2)^{-\frac{\alpha}{2}} + 1} \right), \quad (4)$$

where $\gamma_S(t) \triangleq \frac{P_S(t)\bar{\beta}}{N_0}$ and $\gamma_J(t) \triangleq \frac{P_J(t)\bar{\beta}}{N_0}$ with N_0 being the noise power at the receiver of \mathcal{D} . Since the UAV jamming signal is known a priori by \mathcal{D} as well as the channel state information (CSI) is available, it can be removed from the received signals. Therefore, FUJ has the achievable instantaneous ensemble rate from \mathcal{S} to \mathcal{D} as

$$I_M(t) = \log_2 \left(1 + \gamma_S(t)\zeta(t) (\|\mathbb{Q}_S(t) - \mathbb{W}_D\|^2 + H^2)^{-\frac{\alpha}{2}} \right). \quad (5)$$

Additionally, for both GJT and FUJ, the exact instantaneous wiretap channel capacity $\hat{I}_E(t)$ at eavesdropper can be obtained as

$$\hat{I}_E(t) = \log_2 \left(1 + \frac{\gamma_S(t) (\|\mathbb{Q}_S(t) - \mathbb{W}_E\|^2 + H^2)^{-\frac{\alpha}{2}}}{\gamma_J(t) (\|\mathbb{Q}_J(t) - \mathbb{W}_E\|^2 + H^2)^{-\frac{\alpha}{2}} + 1} \right), \quad (6)$$

where the AWGN noise power at \mathcal{E} is considered identical to that at \mathcal{D} for the simplicity of exposition.

³Note that while the FUJ scheme requires a priori to generate jamming signals at \mathcal{J} and also costs a higher computational complexity at \mathcal{D} to operate jamming cancellation, it can be implemented via various approaches such as key-assisted coding; i.e., an intelligent combination of conventional cryptography with PHY-security [29]. Specially, when the location of the eavesdropper \mathcal{E} is unknown to the legitimate nodes and the wiretap link quality might experience a better channel condition compared to the main link, the former scheme is capable of PHY-security enhancement, while the latter lacks such an undeniable performance advantage nonetheless provides a low complex implementation approach.

The maximum achievable data rate by \mathcal{E} within the uncertainty region R_E , which serves as an upper-bound for the case of exact location of \mathcal{E} , can be calculated as

$$I_E^{max}(t) = \text{maximize } \hat{I}_E(t) \quad \text{s.t. } \|\mathbb{W}_E - \hat{\mathbb{W}}_E\| \leq R_E, \quad (7)$$

$$= \log_2 \left(1 + \frac{\gamma_S(t) \left(\left(\|\mathbb{Q}_S(t) - \hat{\mathbb{W}}_E\| - R_E \right)^2 + H^2 \right)^{-\frac{\alpha}{2}}}{\gamma_J(t) \left(\left(\|\mathbb{Q}_J(t) - \hat{\mathbb{W}}_E\| + R_E \right)^2 + H^2 \right)^{-\frac{\alpha}{2}} + 1} \right). \quad (8)$$

Proof. Please see Appendix A. □

III-B Average Secrecy Capacity

The achievable ASR from \mathcal{S} to \mathcal{D} with normalized transmission bandwidth is defined in bits/s/Hz as [30]

$$\bar{R}_{sec} = \frac{1}{T} \int_0^T [I_M(t) - I_E^{max}(t)]_+ dt, \quad (9)$$

where $[x]_+ = \max\{x, 0\}$ and $I_M(t)$ for GJT and FUJ schemes are given in (4) and (5), respectively, $I_E^{max}(t)$ is in (8) for cooperative jamming. Note that $I_E^{max}(t)$ for WoJ is identical to (8) but with setting $\gamma_J(t) = 0$.

IV PROBLEM FORMULATION FOR MAXIMIZING ASR

To maximize (9), we need a joint design of UAV trajectory, transmission power allocations, and power splitting ratio. To make our design practically feasible, we consider the *trajectory discretization* approach dividing the mission time T into N equally-spaced time slots

$$\delta_t \triangleq \frac{T}{N},$$

Given δ_t , assuming distance variation between any UAV and the ground terminals is adequately small, we adopt *constant average channel gains* per slot. Other system design parameters and definitions are quantized accordingly and being constant within each time slot. Hence, our problem of interest with variables $\mathbf{P}_S \triangleq \{P_S[n]\}_{n=1}^N$, $\mathbf{P}_J \triangleq \{P_J[n]\}_{n=1}^N$, $\boldsymbol{\zeta} \triangleq \{\zeta[n]\}_{n=1}^N$, $\mathbf{Q}_S \triangleq \{Q_S[n]\}_{n=1}^N$, and $\mathbf{Q}_J \triangleq \{Q_J[n]\}_{n=1}^N$ is formulated as

$$\begin{aligned} \bar{R}_{sec}^{opt}(\mathbf{P}_S^*, \mathbf{P}_J^*, \boldsymbol{\zeta}^*, \mathbf{Q}_S^*, \mathbf{Q}_J^*) &= \text{maximize } \frac{1}{N} \sum_{n=1}^N [\tilde{R}_{sec}[n]]_+ \\ &\text{s.t. } \text{C1} - \text{C15}, \end{aligned} \quad (10)$$

$$\begin{aligned} \tilde{R}_{sec}[n] = & \log_2 \left(1 + \frac{\zeta[n]P_S[n]\bar{\beta} (\|\mathbb{Q}_S[n] - \mathbb{W}_D\|^2 + H^2)^{-\frac{\alpha}{2}}}{\zeta[n]P_J[n]\bar{\beta} (\|\mathbb{Q}_J[n] - \mathbb{W}_D\|^2 + H^2)^{-\frac{\alpha}{2}} + N_0} \right) \\ & - \log_2 \left(1 + \frac{P_S[n]\bar{\beta} (\|\mathbb{Q}_S[n] - \hat{\mathbb{W}}_E\|^2 - 2R_E\|\mathbb{Q}_S[n] - \hat{\mathbb{W}}_E\| + \tilde{H}^2)^{-\frac{\alpha}{2}}}{P_J[n]\bar{\beta} (\|\mathbb{Q}_J[n] - \hat{\mathbb{W}}_E\|^2 + 2R_E\|\mathbb{Q}_J[n] - \hat{\mathbb{W}}_E\| + \tilde{H}^2)^{-\frac{\alpha}{2}} + N_0} \right), \end{aligned} \quad (11)$$

with $\tilde{R}_{sec}[n]$ given by (11) (shown on top of the next page) wherein $\tilde{H}^2 \triangleq R_E^2 + H^2$. The constraints C1-C4 are

$$\begin{aligned} \text{C1: } & \frac{1}{N} \sum_{n=1}^N P_S[n] \leq \bar{P}_S, \quad \text{C2: } \quad 0 \leq P_S[n] \leq \hat{P}_S, \\ \text{C3: } & \frac{1}{N} \sum_{n=1}^N P_J[n] \leq \bar{P}_J, \quad \text{C4: } \quad 0 \leq P_J[n] \leq \hat{P}_J, \end{aligned} \quad (12)$$

where (C1,C3) and (C2,C4) are constraints of average and maximum transmission/jamming powers per time slot at \mathcal{S} and \mathcal{J} , i.e., (\bar{P}_S, \bar{P}_J) and (\hat{P}_S, \hat{P}_J) , respectively, where

$$\bar{P}_S \triangleq P_S^{tot}/N, \quad \bar{P}_J \triangleq P_J^{tot}/N.$$

Additionally, these fixed powers are chosen subject to *the peak to average power ratio (PAPR)* constraint, i.e., $\frac{\hat{P}_K}{\bar{P}_K}$ is restricted due to hardware limitations, where $K \in \{S, J\}$, and *maximum network transmission power* per time slot as

$$\hat{P}_R = \hat{P}_S + \hat{P}_J. \quad (13)$$

To ensure a sufficient discretization as well as valid assumptions of invariant channel condition and unchanged distance between any UAV and ground nodes, we have mobility constraints as

$$\begin{aligned} \text{C5: } & \mathbb{Q}_S[1] = \mathbb{Q}_{SI}, \\ \text{C6: } & \|\mathbb{Q}_S[n+1] - \mathbb{Q}_S[n]\| \triangleq \mathbb{V}_S[n]\delta_t \leq \tilde{d}_\delta, \quad n = 1 \cdots N-1 \\ \text{C7: } & \|\mathbb{Q}_{SF} - \mathbb{Q}_S[N]\| \triangleq \mathbb{V}_S[N]\delta_t \leq \tilde{d}_\delta, \end{aligned} \quad (14)$$

and

$$\begin{aligned} \text{C8: } & \mathbb{Q}_J[1] = \mathbb{Q}_{JI}, \\ \text{C9: } & \|\mathbb{Q}_J[n+1] - \mathbb{Q}_J[n]\| \triangleq \mathbb{V}_J[n]\delta_t \leq \tilde{d}_\delta, \quad n = 1 \cdots N-1 \\ \text{C10: } & \|\mathbb{Q}_{JF} - \mathbb{Q}_J[N]\| \triangleq \mathbb{V}_J[N]\delta_t \leq \tilde{d}_\delta, \end{aligned} \quad (15)$$

$$\tilde{E}_H[n] \triangleq \eta(1 - \zeta[n]) \times \left[P_S[n]\bar{\beta} (\|\mathbb{Q}_S[n] - \mathbb{W}_D\|^2 + H^2)^{-\frac{\alpha}{2}} + P_J[n]\bar{\beta} (\|\mathbb{Q}_J[n] - \mathbb{W}_D\|^2 + H^2)^{-\frac{\alpha}{2}} + N_0 \right], \quad (20)$$

where $\mathbb{V}_S[n]$ and $\mathbb{V}_J[n]$ are constant speeds of \mathcal{S} and \mathcal{J} in time slot n , but the velocities may vary from one slot to next. In particular, the *maximum horizontal displacement* of \mathcal{S} and \mathcal{J} per slot is bounded by *threshold maximum distance* $\tilde{d}_\delta \ll H$. For the considered two-UAV system, collision avoidance is represented by

$$\text{C11 : } \|\mathbb{Q}_S[n] - \mathbb{Q}_J[n]\| \geq \tilde{D}, \quad (16)$$

where \tilde{D} is the safety distance between the two UAVs. Then, the permitted flying zone for UAVs is assumed to be a circular region with radius \tilde{R} , i.e.,

$$\begin{aligned} \text{C12 : } \|\mathbb{Q}_S[n] - \mathbb{W}_D\| &\leq \tilde{R}, \\ \text{C13 : } \|\mathbb{Q}_J[n] - \mathbb{W}_D\| &\leq \tilde{R}, \end{aligned} \quad (17)$$

where

$$\tilde{R} \leq \sqrt{\left(\frac{\hat{P}_R \bar{\beta}}{\Psi_H} \right)^{\frac{2}{\alpha}} - H^2}, \quad (18)$$

must be satisfied to avoid power outage and guarantee the viability of energy harvesting. In (18), Ψ_H is the *minimum required input power for energy harvesting*, and \hat{P}_R is given in (13). Finally, energy harvesting constraints are

$$\begin{aligned} \text{C14 : } 0 &\leq \zeta[n] < 1, \\ \text{C15 : } \tilde{E}_H[n] &\geq \Psi_H, \quad \forall n \end{aligned} \quad (19)$$

with harvested power in time slot n given by (20) (see top of the next page) where η is *power conversion efficiency factor*, $\zeta[n]$ represents the discretized PSR for information processing at \mathcal{D} , and $(1 - \zeta[n])$ for energy harvesting.

V PROBLEM SOLUTION TO MAXIMIZE ASR

Note that (10) is non-convex and challenging to solve due to non-convex objective function, some non-convex constraints, and non-smooth objective function due to operator $[\cdot]_+$. However, at the optimal point, $\tilde{R}_{sec}[n]$ in (11) should be non-negative; otherwise, by setting $P_S[n] = 0$ yields $\tilde{R}_{sec}[n] = 0$ (i.e., given $\max\{x, 0\} \geq x$, the resultant smooth objective function always serves a lower-bound for the original problem even if, for example, energy constraint C15 is not satisfied when $P_S[n] = 0$). Thus, our optimization problem can be turned into a non-convex yet smooth (differentiable) problem as

$$(P1) : \quad \begin{aligned} & \text{maximize} \quad \frac{1}{N} \sum_{n=1}^N \tilde{R}_{sec}[n] \\ & \text{s.t.} \quad \text{C1} - \text{C15}. \end{aligned} \quad (21)$$

The facts that, (P1) is non-convex and the optimization parameters are tightly coupled due to C15, make the problem intractable and motivates us to propose an alternating optimization approach: an efficient iterative algorithm based on *block coordinate descent* (BCD) and *successive convex approximation* (SCA) methods, where at each iteration a single block of variables is optimized by convex optimization approach, while the remaining variables remain unchanged. By doing so, the convergence of the proposed approach to at least a *sub-optimal solution* is guaranteed under a feasible set [31]. The remaining analysis are given as follows.

V-A Optimal Transmit Power of UAV-source

In the following, we optimize the power allocation of \mathcal{S} for GJT, FUJ, and WoJ, under the given feasible trajectories and PSRs. Thus, the sub-problem for optimal transmission of \mathcal{S} for the most general case (GJT) can be obtained by reformulating (P1) equivalently as

$$(P2) : \quad \begin{aligned} & \text{maximize}_{\mathbf{P}_S} \sum_{n=1}^N [\log(1+A_n P_S[n]) - \log(1+B_n P_S[n])] \\ & \text{s.t.} \quad \text{C1 and C2,} \\ & \quad \widetilde{\text{C15}} : C_n P_S[n] + D_n \geq \Psi_H, \quad \forall n \end{aligned} \quad (22)$$

where $\log(\cdot)$ represents natural logarithm, the auxiliary constants $\{A_n\}_{n=1}^N$, $\{B_n\}_{n=1}^N$, $\{C_n\}_{n=1}^N$, and $\{D_n\}_{n=1}^N$, are given by

$$A_n = \frac{\gamma_0 \zeta[n] (\|\mathbf{Q}_S[n] - \mathbb{W}_D\|^2 + H^2)^{-\frac{\alpha}{2}}}{\zeta[n] \gamma_J[n] (\|\mathbf{Q}_J[n] - \mathbb{W}_D\|^2 + H^2)^{-\frac{\alpha}{2}} + 1}, \quad (23)$$

$$B_n = \frac{\gamma_0 \left(\|\mathbf{Q}_S[n] - \hat{\mathbb{W}}_E\|^2 - 2R_E \|\mathbf{Q}_S[n] - \hat{\mathbb{W}}_E\| + \tilde{H}^2 \right)^{-\frac{\alpha}{2}}}{\gamma_J[n] \left(\|\mathbf{Q}_J[n] - \hat{\mathbb{W}}_E\|^2 + 2R_E \|\mathbf{Q}_J[n] - \hat{\mathbb{W}}_E\| + \tilde{H}^2 \right)^{-\frac{\alpha}{2}} + 1}, \quad (24)$$

$$C_n = \eta \bar{\beta} (1 - \zeta[n]) (\|\mathbf{Q}_S[n] - \mathbb{W}_D\|^2 + H^2)^{-\frac{\alpha}{2}}, \quad (25)$$

$$D_n = \eta (1 - \zeta[n]) \left[P_J[n] \bar{\beta} (\|\mathbf{Q}_J[n] - \mathbb{W}_D\|^2 + H^2)^{-\frac{\alpha}{2}} + N_0 \right], \quad (26)$$

where $\gamma_0 \triangleq \frac{\bar{\beta}}{N_0}$, $\bar{\beta}$ is given in (3), and $\tilde{H} = \sqrt{R_E^2 + H^2}$, where R_E is defined in (7). The sub-problem (P2) is still non-convex with respect to \mathbf{P}_S due to non-convex objective function. Since one can readily verify that problem (P2) satisfies the Slater's condition, strong duality attains which enables us to obtain the optimal solution by solving the corresponding Lagrange dual problem using Karush-Kuhn-Tucker (KKT) conditions. As such, by temporarily dropping C2 and $\widetilde{C15}$, and letting $\tilde{\mathbf{P}}_S$ and $(\tilde{\mathbf{P}}_S, \lambda)$ be any primal and dual optimal points with zero duality gap, the Lagrangian function can be computed as

$$\mathcal{L}(\mathbf{P}_S, \lambda) = \sum_{n=1}^N \log(1 + A_n P_S[n]) - \log(1 + B_n P_S[n]) + \lambda (P_S[n] - \bar{P}_S), \quad (27)$$

where λ is the *Lagrange factor*. Then, maximizing the Lagrangian dual function defined as

$$g(\lambda) \triangleq \inf_{\mathbf{P}_S} \{ \mathcal{L}(\mathbf{P}_S, \lambda) \},$$

one can reach the optimality condition as [30]

$$\frac{A_n}{1 + A_n P_S[n]} - \frac{B_n}{1 + B_n P_S[n]} + \lambda = 0, \quad \forall n \quad (28)$$

Solving the above equation with respect to $P_S[n]$ and also taking into account constraints C2 and $\widetilde{C15}$, leads to the closed-form analytical solution for optimal UAV-source's power allocation as

$$P_S^*[n] = \begin{cases} \min \left\{ \max \left\{ \left[-\frac{D_n}{C_n} \right]_+, \tilde{P}_S[n] \right\}, \hat{P}_S \right\}, & A_n \geq B_n \\ \left[-\frac{D_n}{C_n} \right]_+, & A_n < B_n \end{cases} \quad (29)$$

where

$$\tilde{P}_S[n] = \frac{1}{2} \left[\sqrt{\left(\frac{1}{B_n} - \frac{1}{A_n}\right)^2 + \frac{4}{\lambda} \left(\frac{1}{B_n} - \frac{1}{A_n}\right)} - \left(\frac{1}{B_n} + \frac{1}{A_n}\right) \right], \quad (30)$$

wherein the non-negative Lagrange factor λ can be obtained by applying a simple bisection search such that the UAV source power budget constraint; i.e.,

$$\sum_{n=1}^N P_S^*[n] \leq P_S^{tot},$$

is satisfied.

We note that, for FUJ, the optimal \mathcal{S} power allocation \mathbf{P}_S^* , following the similar approach to GJT, can be obtained as (29) by removing the term $\zeta[n]\gamma_J[n] (\|\mathbb{Q}_J[n] - \mathbb{W}_D\|^2 + H^2)^{-\frac{\alpha}{2}}$ from denominator of (23). Likewise, the optimal \mathcal{S} power allocation for the WoJ is given by (29) by letting $P_J[n]$ equals to zero in (23), (24), and (26).

V-B Optimal Transmit Power of UAV-jammer

Under keeping other variables unchanged, we aim at optimizing the jamming transmit power for GJT and FUJ. As such, the sub-problem for optimization of the transmit power of \mathcal{J} for GJT can be obtained by rewriting (P1) as

$$(P3) : \underset{\mathbf{P}_J}{\text{maximize}} \sum_{n=1}^N \log\left(1 + \frac{A_n}{B_n P_J[n] + 1}\right) - \log\left(1 + \frac{C_n}{D_n P_J[n] + 1}\right) \\ \text{s.t.} \quad \text{C3, } \tilde{\text{C4}} : \left[\frac{\Psi_H - E_n}{F_n} \right]_+ \leq P_J[n] \leq \hat{P}_J, \quad \forall n \quad (31)$$

where the auxiliary constants $\{A_n\}_{n=1}^N$, $\{B_n\}_{n=1}^N$, $\{C_n\}_{n=1}^N$, $\{D_n\}_{n=1}^N$, $\{E_n\}_{n=1}^N$, $\{F_n\}_{n=1}^N$ are taken as

$$A_n = \zeta[n]\gamma_S[n] (\|\mathbb{Q}_S[n] - \mathbb{W}_D\|^2 + H^2)^{-\frac{\alpha}{2}}, \quad (32)$$

$$B_n = \gamma_0 \zeta[n] (\|\mathbb{Q}_J[n] - \mathbb{W}_D\|^2 + H^2)^{-\frac{\alpha}{2}}, \quad (33)$$

$$C_n = \gamma_S[n] \left(\|\mathbb{Q}_S[n] - \hat{\mathbb{W}}_E\|^2 - 2R_E \|\mathbb{Q}_S[n] - \hat{\mathbb{W}}_E\| + \tilde{H}^2 \right)^{-\frac{\alpha}{2}}, \quad (34)$$

$$D_n = \gamma_0 \left(\|\mathbb{Q}_J[n] - \hat{\mathbb{W}}_E\|^2 + 2R_E \|\mathbb{Q}_J[n] - \hat{\mathbb{W}}_E\| + \tilde{H}^2 \right)^{-\frac{\alpha}{2}}, \quad (35)$$

$$E_n = \eta (1 - \zeta[n]) \left[P_S[n] \bar{\beta} (\|\mathbb{Q}_S[n] - \mathbb{W}_D\|^2 + H^2)^{-\frac{\alpha}{2}} + N_0 \right], \quad (36)$$

$$F_n = \eta \bar{\beta} (1 - \zeta[n]) (\|\mathbb{Q}_J[n] - \mathbb{W}_D\|^2 + H^2)^{-\frac{\alpha}{2}}. \quad (37)$$

The sub-problem (P3) is still non-convex⁴ with respect to \mathbf{P}_J due to non-convex objective function being in the form of convex-minus-convex based on Lemma 1 given below.

Lemma 1. *Let $\mathbf{x} \in \mathbb{R}^{N \times 1}$ be a vector of variables, $\{a_n\}_{n=1}^N$ and $\{b_n\}_{n=1}^N$ be all non-negative constants. Then, the vector function defined as*

$$f(\mathbf{x}) = \sum_{n=1}^N \log \left(1 + \frac{a_n}{b_n x[n] + 1} \right), \quad (38)$$

is convex.

Proof. By calculating the gradient and obtaining the Hessian matrix of $f(\mathbf{x})$ we have

$$\nabla f(\mathbf{x}) = \left\{ -\frac{a_n b_n}{(1 + a_n + b_n x[n])} \right\}_{n=1}^N, \quad (39)$$

$$\mathcal{H}_f = \mathbf{diag} \left(\frac{a_n b^2 (a_n + 2b_n x[n] + 2)}{(b_n x[n] + 1)^2 (a_n + b_n x[n] + 1)^2} \right), \quad (40)$$

The convexity of $f(\mathbf{x})$ follows from the fact that the Hessian matrix given by (40) is positive semi-definite. Since it is in a diagonal form with all non-negative elements, all the eigenvalues corresponding to the Hessian matrix are non-negative. This completes the proof. \square

Since the first term of the objective function to be maximized is convex, our approach is two-fold: approximating this convex term with its corresponding concave lower bound, and applying SCA in an iterative manner to reach a guaranteed converging solution. Specifically, we replace the first convex term (P3) with its first order Taylor expansion at $\{P_J^k[n]\}_{n=1}^N$, which is defined as the given transmit power of \mathcal{J} at iteration k . It is worth mentioning that based on first-order condition [32], the first order Taylor approximation at the local point $x_0 \in \mathbb{R}^{N \times 1}$ provides a global under-estimator of a convex function $f(x)$, i.e.,

$$f(x) \geq f(x_0) + \nabla f(x)^T (x - x_0), \quad (41)$$

⁴Note that compared to \mathcal{S} 's optimal power allocation (P2), which we could solve the non-convex but differentiable problem analytically via its Lagrange dual approach, the objective function of (P4) is quite sophisticated inasmuch as the Lagrange method leads to a harder problem to solve analytically. Therefore, we employ another technique.

where $(\cdot)^\dagger$ represents transpose operator. Thus, for any given local point at iteration k ; i.e., $\mathbf{P}_J^k = \{p_J^k[n]\}_{n=1}^N$, (P3) turns into an approximated convex problem as

$$(P4) : \underset{\mathbf{P}_J}{\text{maximize}} \sum_{n=1}^N \hat{A}_n P_J[n] - \log \left(1 + \frac{C_n}{D_n P_J[n] + 1} \right)$$

$$\text{s.t.} \quad \text{C3 and } \tilde{\text{C4}}, \forall n \quad (42)$$

where

$$\hat{A}_n = -\frac{A_n B_n}{(1 + A_n + B_n P_J^k[n])}, \quad (43)$$

Note that (P4) is a convex problem for which the Slater's conditions can be readily verified, any points \mathbf{P}_J^* and $(\mathbf{P}_J^*, \lambda^*)$ satisfying the KKT conditions are primal and dual optimal with zero duality gap, which implies that the dual optimum is attained. Although problem (P4) can be numerically solved by any standard convex optimization techniques such as the interior-point method [32], we prefer to apply Lagrangian method to gain further insight into structure of the optimal solution. As such, dropping temporarily constraint $\tilde{\text{C4}}$, the Lagrange dual function is written as

$$g(\mathbf{P}_J, \lambda) = \inf_{\mathbf{P}_J} \left\{ \sum_{n=1}^N \left[-\hat{A}_n P_J[n] - \log \left(1 + \frac{C_n}{D_n P_J[n] + 1} \right) + \lambda (P_J[n] - \bar{P}_J) \right] \right\}, \quad (44)$$

Then, by solving $\nabla g(\mathbf{P}_J, \lambda) = 0$, with constraint $\tilde{\text{C4}}$, the semi-analytical optimal solution structure of \mathbf{P}_J^* , by applying KKT conditions, is obtained as

$$P_J^*[n] = \min \left\{ \max \left\{ \left[\frac{\Psi_H - E_n}{F_n} \right]_+, \left[\frac{C_n}{\hat{A}_n - \lambda^*} - \frac{C_{n+1}}{D_n} \right] \right\}, \hat{P}_J \right\}, \quad (45)$$

where $\lambda^* \geq 0$ is the Lagrange multiplier at optimal point, satisfying $\sum_{n=1}^N P_J^*[n] \leq P_J^{tot}$, which can be attained by a simple bisection search. Finally, we note that (P4) is a lower-bound to (P3) but with the same constraints, the solution to (P4), i.e., \mathbf{P}_J^* , is no less than that of (P3) at the given point $(\hat{\mathbf{B}}_n, \hat{\mathbf{A}}_n, \mathbf{P}_J^k)$.

Similarly, for the FUJ scheme the optimal \mathcal{J} power allocation \mathbf{P}_J^* , can be obtained by solving the convex optimization problem

$$(P5) : \underset{\mathbf{P}_J}{\text{maximize}} \sum_{n=1}^N -\log \left(1 + \frac{C_n}{D_n P_J[n] + 1} \right)$$

$$\text{s.t.} \quad \text{C3, } \tilde{\text{C4}} : \left[-\frac{E_n - \Psi_H}{F_n} \right]_+ \leq P_J[n] \leq \hat{P}_J, \forall n \quad (46)$$

At the optimal solution, constraint C3 must hold with equality, namely $\tilde{C}3$ equality constraint, otherwise, one can increase the value of objective function by increasing $P_J[n]$ without violating the constraints. Then, having made implicit the box constraints $\tilde{C}4$, the dual function for (P5) is written as

$$g(\nu) = \inf_{\mathbf{P}_J} \left(\sum_{n=1}^N -\log \left(1 + \frac{C_n}{D_n P_J[n] + 1} \right) + \nu (P_J[n] - \bar{P}_J) \right), \quad (47)$$

where the non-negative scalar ν is the Lagrange multiplier corresponding to $\tilde{C}3$ in (P5). Now, applying the KKT conditions for (47) yields optimality condition

$$P_J^{*2}[n] + 2 \left(\frac{2 + C_n}{2D_n} \right) P_J^*[n] + \left[\frac{C_n}{D_n} \nu^* - \frac{1 + C_n}{D_n^2} \right] = 0, \quad (48)$$

where $(\{P_J^*[n]\}_{n=1}^N, \nu^*)$ are the optimal points. Finally, solving equation above while considering constraint $\tilde{C}4$; we reach the optimal solution of $\mathbf{P}_J^* = \{P_J^*[n]\}_{n=1}^N$ where

$$P_J^*[n] = \min \left\{ \max \left\{ \left[\frac{\sqrt{\frac{4C_n D_n}{\nu^*} + C_n^2} - (C_n + 2)}{2D_n} \right], \left[\frac{\Psi_H - E_n}{F_n} \right]_+ \right\}, \hat{P}_J \right\}. \quad (49)$$

where ν^* can be obtained by a simple bisection search satisfying $\sum_{n=1}^N P_J^*[n] = P_J^{tot}$.

V-C Optimal power splitting ratio

We aim at designing an efficient power splitter at destination \mathcal{D} . For fixed \mathbf{P}_K and \mathbf{Q}_K , where $K \in \{\mathcal{S}, \mathcal{J}\}$, the equivalent sub-problem for optimizing PSR $\{\zeta[n]\}_{n=1}^N$ of both GJT and FUJ, is recasted as

$$(P6) : \underset{\zeta}{\text{maximize}} \quad \sum_{n=1}^N \left[\log \left(1 + \frac{A_n \zeta[n]}{B_n \zeta[n] + 1} \right) \right] \\ \text{s.t. } \tilde{C}14 : \quad 0 \leq \zeta[n] \leq \left[1 - \frac{\Psi_H}{\eta C_n} \right]_+, \quad \forall n \quad (50)$$

where the auxiliary constants for $n \in \{1, 2, \dots, N\}$ are defined as

$$A_n = \gamma_S[n] (\|\mathbf{Q}_S[n] - \mathbb{W}_D\|^2 + H^2)^{-\frac{\alpha}{2}}, \quad (51)$$

$$B_n = \gamma_J[n] (\|\mathbf{Q}_J[n] - \mathbb{W}_D\|^2 + H^2)^{-\frac{\alpha}{2}}, \quad (52)$$

$$C_n = P_S[n] \bar{\beta} (\|\mathbf{Q}_S[n] - \mathbb{W}_D\|^2 + H^2)^{-\frac{\alpha}{2}} + P_J[n] \bar{\beta} (\|\mathbf{Q}_J[n] - \mathbb{W}_D\|^2 + H^2)^{-\frac{\alpha}{2}} + N_0, \quad (53)$$

It can be verified from Lemma 2 that the problem (P6) is concave and its objective function is monotonically increasing.

Lemma 2. *Let $x > 0$ be a scalar variable and a and b be positive constants. Define $f(x) = \log\left(\frac{ax}{bx+1} + 1\right)$. Taking the first and the second derivative of $f(x)$ with respect to x results in $Df(x) = \frac{a}{(bx+1)(ax+bx+1)}$ and $D^2f(x) = -\frac{a(2abx+a+2b(bx+1))}{(bx+1)^2(ax+bx+1)^2}$ respectively, where D is the differentiation operator. Since for any value of x in the domain of f we have $Df(x) > 0$ and $D^2f(x) < 0$, this illustrates that the function is strictly concave being monotonic increasing. Besides, we know that the log-product function or equivalently $h = \sum \log(\mathbf{x})$ where $\mathbf{x} = \{x_i\}_{i=1}^N$ is concave and non-increasing with respect to each argument x_i . Therefore, from the vector composition law [32] one can readily conclude that $g(\mathbf{x}) = h \circ f(\mathbf{x}) = h(f(x_1), f(x_2), \dots, f(x_N))$ is concave.*

Therefore, the analytical solution for ζ^* for GJT scenario can be readily obtained as

$$\zeta^*[n] = \left[1 - \frac{\Psi_H}{\eta C[n]}\right]_+, \quad (54)$$

For FUJ and WoJ, replacing the constants $B_n = 0$ and $C_n = P_S[n]\bar{\beta}(\|\mathbb{Q}_S[n] - \mathbb{W}_D\|^2 + H^2)^{-\frac{\alpha}{2}} + N_0$ with (52) and (53), respectively, one can apply similar approach in (54) to obtain the optimal solution ζ^* .

V-D Optimal source trajectory design

We aim at optimizing the approximated path of \mathcal{S} offline for the three schemes in terms of ASR. The corresponding sub-problem of \mathcal{S} -trajectory design for GJT is reformulated as

$$\begin{aligned} (P7) : \quad & \underset{\mathbb{Q}_S}{\text{maximize}} \quad \sum_{n=1}^N \log \Phi_1(\mathbb{Q}_S[n]) \\ & \text{s.t.} \quad \text{C5} - \text{C7}, \quad \text{C11} - \text{C13}, \\ & \quad \tilde{\text{C15}} : C_n (\|\mathbb{Q}_S[n] - \mathbb{W}_D\|^2 + H^2)^{-\frac{\alpha}{2}} + D_n \geq \Psi_H, \end{aligned} \quad (55)$$

where

$$\Phi_1(\mathbb{Q}_S[n]) = \frac{1 + A_n (\|\mathbb{Q}_S[n] - \mathbb{W}_D\|^2 + H^2)^{-\frac{\alpha}{2}}}{1 + B_n \left(\|\mathbb{Q}_S[n] - \hat{\mathbb{W}}_E\|^2 - 2R_E \|\mathbb{Q}_S[n] - \hat{\mathbb{W}}_E\| + \tilde{H}^2 \right)^{-\frac{\alpha}{2}}}, \quad (56)$$

$$A_n = \frac{\zeta[n]\gamma_S[n]}{\zeta[n]\gamma_J[n] (\|\mathbb{Q}_J[n] - \mathbb{W}_D\|^2 + H^2)^{-\frac{\alpha}{2}} + 1}, \quad (57)$$

$$B_n = \frac{\gamma_S[n]}{\gamma_J[n] \left(\|\mathbb{Q}_J[n] - \hat{\mathbb{W}}_E\|^2 + 2R_E \|\mathbb{Q}_J[n] - \hat{\mathbb{W}}_E\| + \tilde{H}^2 \right)^{-\frac{\alpha}{2}} + 1}, \quad (58)$$

$$C_n = \eta \bar{\beta} (1 - \zeta[n]) P_S[n], \quad (59)$$

$$D_n = \eta (1 - \zeta[n]) \left[P_J[n] \bar{\beta} (\|\mathbb{Q}_J[n] - \mathbb{W}_D\|^2 + H^2)^{-\frac{\alpha}{2}} + N_0 \right], \quad (60)$$

Since (P7) is non-concave and constraints C11 and $\tilde{C}15$ are not convex, the optimization problem is non-convex and hard to solve. To simplify it, we reformulate (P7) by introducing the slack variables $\mathbf{T} = \{T[1], T[2], \dots, T[N]\}$ and $\mathbf{U} = \{U[1], U[2], \dots, U[N]\}$ and obtain

$$(P8) : \quad \underset{\mathbf{Q}_S}{\text{maximize}} \quad \sum_{n=1}^N \log \frac{1 + A_n T^{-\frac{\alpha}{2}}[n]}{1 + B_n U^{-\frac{\alpha}{2}}[n]}$$

$$\quad \text{s.t.} \quad \text{C5} - \text{C7}, \text{ C11} - \text{C13},$$

$$\tilde{C}15 : C_n T^{-\frac{\alpha}{2}}[n] + D_n \geq \Psi_H,$$

$$\text{C16} : \|\mathbb{Q}_S[n] - \mathbb{W}_D\|^2 + H^2 - T[n] \leq 0,$$

$$\text{C17} : \|\mathbb{Q}_S[n] - \hat{\mathbb{W}}_E\|^2 - 2R_E \|\mathbb{Q}_J[n] - \hat{\mathbb{W}}_E\| + \tilde{H}^2 - U[n] \geq 0, \quad (61)$$

Note that C16 must hold with equality at the optimal point, otherwise by decreasing $T[n]$ one can increase the value of objective function without violating any constraints, similarly for C17. Then (P7) and (P8) are equivalent and have the same optimal points. Next, based on Lemma 3, we observe that the objective function of (P8) is in the form of convex-minus-convex.

Lemma 3. *Let define the function $f(x; a, b) = \log(1 + ax^{-b})$ with non-negative parameters a and b . Taking the first and second derivatives of the function with respect to x yields*

$$Df = -\frac{ab}{x(a+x^b)}, \quad D^2f = \frac{ab(a+(b+1)x^b)}{x^2(a+x^b)^2}, \quad (62)$$

where $f(x)$ is convex as $D^2f \geq 0$. Note that we implicitly take the extended-value extension of $f(x)$, i.e., $\tilde{f}(x)$, which is defined ∞ outside the domain of $f(x)$ for the latter result. Thus, the summation of convex functions results in a convex function. This completes the proof.

Lemma 4. Let \mathbf{x} be a vector of variables $\{x_i\}_{i=1}^N$ and $\mathbf{a} \in \mathbb{R}^{N \times 1}$ be a constant vector. The function of negative norm-squared of this two vectors; $f(\mathbf{x}) = -\|\mathbf{x} - \mathbf{a}\|^2$, which obviously is a concave function with respect to the vector \mathbf{x} , has a convex upper-bound given by

$$-\|\mathbf{x} - \mathbf{a}\|^2 \leq \|\mathbf{x}_0\|^2 - 2(\mathbf{x}_0 - \mathbf{a})^\dagger \mathbf{x} - \|\mathbf{a}\|^2, \quad (63)$$

Proof. See appendix B. \square

Using Lemmas 3 and 4, we reformulate (P8) in an approximated convex form by having concave objective function with convex feasible set as

$$\begin{aligned} (P9) : & \underset{\mathbf{Q}_S, \mathbf{T}, \mathbf{U}}{\text{maximize}} \sum_{n=1}^N \hat{A}_n T[n] - \log(1 + B[n] U^{-\frac{\alpha}{2}}[n]) \\ & \text{s.t.} \quad \text{C5} - \text{C7}, \\ & \tilde{\text{C11}} : \tilde{D}^2 + \|\mathbf{Q}_S^k\|^2 - 2(\mathbf{Q}_S^k - \mathbf{Q}_J^k)^\dagger \mathbf{Q}_S[n] - \|\mathbf{Q}_J^k\|^2 \leq 0 \\ & \text{C12} - \text{C13}, \quad \tilde{\text{C15}} : \left[\frac{\Psi_H - D_n}{C_n} \right]_+ T^{\frac{\alpha}{2}}[n] \leq 1, \quad \text{C16}, \\ & \tilde{\text{C17}} : 2R_E \|\mathbf{Q}_S[n] - \hat{\mathbf{W}}_E\| - 2(\mathbf{Q}_S^k - \hat{\mathbf{W}}_E)^\dagger \mathbf{Q}_S[n] - U[n] + \tilde{\text{H}} \leq 0, \end{aligned} \quad (64)$$

where $\tilde{\text{H}} \triangleq \|\mathbf{Q}_S^k[n]\|^2 - \|\hat{\mathbf{W}}_E\|^2 - \tilde{H}^2$. Besides,

$$\hat{A}_n = -\frac{\alpha A_n}{2T_n \left(A_n + T_n^{\frac{\alpha}{2}} \right)}, \quad (65)$$

Note that $\tilde{\text{C11}}$ and $\tilde{\text{C17}}$ follow from Lemma 4. Additionally, using C16 implies that \mathbf{T} is non-negative such that $T[n] \geq H$. Therefore, for $H \geq 1$, $\tilde{\text{C15}}$ is regarded as a convex constraint and (P9) can be optimally solved by any known solvers, here, we use CVX [33]. Further, for FUJ, the corresponding sub-problem of \mathcal{S} -trajectory design is similar to (P7) by replacing (57) with $A[n] = \zeta[n] \gamma_S[n]$, and then obtain solution in a similar manner as above.

Finally, for the conventional case WoJ, the sub-problem of \mathcal{S} path planning with SWIPT at destination and partially known \mathcal{E} location is reformulated as

$$\begin{aligned} (P10) : & \underset{\mathbf{Q}_S}{\text{maximize}} \sum_{n=1}^N \log \Phi_1(\mathbf{Q}_S[n]) \\ & \text{s.t.} \quad \text{C5} - \text{C7}, \text{C12}, \\ & \tilde{\text{C15}} : C_n (\|\mathbf{Q}_S[n] - \mathbb{W}_D\|^2 + H^2)^{-\frac{\alpha}{2}} + D_n \geq \Psi_H, \end{aligned} \quad (66)$$

where

$$\begin{aligned} A_n &= \zeta[n]\gamma_S[n], & B_n &= \gamma_S[n], \\ C_n &= \eta\bar{\beta}(1-\zeta[n])P_S[n], & D_n &= \eta(1-\zeta[n])N_0. \end{aligned} \quad (67)$$

which is non-convex because of Lemma 3 or non-convex constraint $\tilde{C}15$, and therefore we obtain a convex approximated problem of (P10) as

$$\begin{aligned} (P11) : \quad & \underset{\mathbf{Q}_S, \mathbf{T}, \mathbf{U}}{\text{maximize}} \quad \sum_{n=1}^N \left[-\hat{A}_n T[n] - \log(1 + B_n U^{-\frac{\alpha}{2}}[n]) \right] \\ & \text{s.t.} \quad \text{C5} - \text{C7}, \text{C12}, \\ & \tilde{C}15 : \quad \left[\frac{\Psi_H - D_n}{C_n} \right]_+ T^{\frac{\alpha}{2}}[n] \leq 1, \\ & \text{C16} : \quad \|\mathbf{Q}_S[n] - \mathbb{W}_D\|^2 + H^2 - T[n] \leq 0, \\ & \tilde{C}17 : \quad 2R_E \|\mathbf{Q}_S[n] - \hat{\mathbb{W}}_E\| - 2 \left(\mathbf{Q}_S^k[n] - \hat{\mathbb{W}}_E \right)^\dagger \mathbf{Q}_S[n] - U[n] + \tilde{H} \leq 0, \end{aligned} \quad (68)$$

Now (P11) is convex. With an initial point $(\mathbf{Q}_S^k, \mathbf{T}^k, \mathbf{U}^k)$, we can solve it optimally with CVX.

V-E Optimal jammer trajectory design

We aim at designing an optimal trajectory of \mathcal{J} , provided that $(\mathbf{P}_S, \mathbf{P}_J, \zeta, \mathbf{Q}_S)$ are given. For GJT, we formulate the sub-problem of \mathcal{J} -trajectory design as

$$\begin{aligned} (P12) : \quad & \underset{\mathbf{Q}_J}{\text{maximize}} \quad \sum_{n=1}^N \log_2 \Phi_2(\mathbf{Q}_J[n]) \\ & \text{s.t.} \quad \text{C8} - \text{C11}, \text{C13}, \\ & \tilde{C}15 : \quad E_n + F_n (\|\mathbf{Q}_J[n] - \mathbb{W}_D\|^2 + H^2)^{-\frac{\alpha}{2}} \geq \Psi_H, \end{aligned} \quad (69)$$

where for $\forall n \in \{1, 2, \dots, N\}$, we have

$$\Phi_2(\mathbf{Q}_J[n]) = \frac{1 + \frac{A_n}{B_n (\|\mathbf{Q}_J[n] - \mathbb{W}_D\|^2 + H^2)^{-\frac{\alpha}{2}} + 1}}{1 + \frac{C_n}{D_n (\|\mathbf{Q}_J[n] - \hat{\mathbb{W}}_E\|^2 + 2R_E \|\mathbf{Q}_J[n] - \hat{\mathbb{W}}_E\| + \tilde{H}^2)^{-\frac{\alpha}{2}} + 1}}, \quad (70)$$

$$A_n = \zeta[n]\gamma_S[n] (\|\mathbf{Q}_S[n] - \mathbb{W}_D\|^2 + H^2)^{-\frac{\alpha}{2}}, \quad B_n = \zeta[n]\gamma_J[n], \quad (71)$$

$$C_n = \gamma_S[n] \left(\|\mathbf{Q}_S[n] - \hat{\mathbb{W}}_E\|^2 - 2R_E \|\mathbf{Q}_S[n] - \hat{\mathbb{W}}_E\| + \tilde{H}^2 \right)^{-\frac{\alpha}{2}}, \quad (72)$$

$$E_n = \eta(1-\zeta[n]) \left[P_S[n] \bar{\beta} (\|\mathbf{Q}_S[n] - \mathbb{W}_D\|^2 + H^2)^{-\frac{\alpha}{2}} + N_0 \right], \quad (73)$$

$$D_n = \gamma_J[n], \quad F_n = \eta\bar{\beta}(1-\zeta[n])P_J[n]. \quad (74)$$

Reformulating problem (P12) by introducing the slack variables $\mathbf{S} = \{S[1], S[2], \dots, S[N]\}$ and $\mathbf{V} = \{V[1], V[2], \dots, V[N]\}$ yields

$$\begin{aligned}
(P13) : & \underset{\mathbf{Q}_J, \mathbf{S}, \mathbf{V}}{\text{maximize}} \sum_{n=1}^N \log \left(1 + \frac{A_n}{B_n S^{-\frac{\alpha}{2}}[n] + 1} \right) - \log \left(1 + \frac{C_n}{D_n V^{-\frac{\alpha}{2}}[n] + 1} \right) \\
& \text{s.t.} \quad \text{C8} - \text{C11}, \quad \text{C13}, \\
& \tilde{\text{C15}} : [\Psi_H - E_n]_+ S[n]^{\frac{\alpha}{2}} \leq F_n, \\
& \text{C16} : \|\mathbf{Q}_J[n] - \hat{\mathbf{W}}_D\|^2 + H^2 - S[n] \geq 0, \quad \text{C17} : S[n] \geq 0, \\
& \text{C18} : \|\mathbf{Q}_J[n] - \hat{\mathbf{W}}_E\|^2 + 2R_E \|\mathbf{Q}_J[n] - \hat{\mathbf{W}}_E\| + \tilde{H}^2 - V[n] \leq 0, \tag{75}
\end{aligned}$$

Lemma 5. Define the bivariate function $f(x, y) = \log(1 + a_1 \exp(x)) + \log(1 + a_2 \exp(y))$, $x, y > 0$ with the non-negative parameters a_1 and a_2 and the constraint $a \geq 1$. By taking the first and second derivative of the function with respect to the variable x and obtaining the corresponding gradient and Hessian of f , one can reach at

$$\nabla(f) = Df = \left[\frac{a_1 e^x}{1 + a_1 \exp(x)}, \frac{a_2 e^y}{1 + a_2 \exp(y)} \right]^\dagger, \tag{76}$$

$$H(f) = D^2 f = \begin{bmatrix} \frac{a_1 e^x}{[1 + a_1 \exp(x)]^2} & 0 \\ 0 & \frac{a_2 e^y}{[1 + a_2 \exp(y)]^2} \end{bmatrix}, \tag{77}$$

Since matrix H is positive semidefinite for $t > 0$, the function $f(x, y)$ is convex. Therefore, its first Taylor expansion providing a global under-estimator of $f(x, y)$ at point (x_0, y_0) is given by

$$f(x, y) \geq f(x_0, y_0) + \left[\frac{a_1 e^{x_0}}{1 + a_1 \exp(x_0)}, \frac{a_2 e^{y_0}}{1 + a_2 \exp(y_0)} \right] (x - x_0, y - y_0)^\dagger. \tag{78}$$

Based on Lemma 5, the objective function of (P13) is in the form of convex-minus-convex with respect to $\tilde{V}[n] = \frac{\alpha}{2} \log V[n]$ and $\tilde{S}[n] = \frac{\alpha}{2} \log S[n]$, i.e., it is still non-convex. Hence, the

approximated convex problem corresponding to (P13) can be obtained as

$$\begin{aligned}
(P14) : & \underset{\mathbf{Q}_J, \tilde{\mathbf{S}}, \tilde{\mathbf{V}}}{\text{maximize}} \sum_{n=1}^N f_{LB}[n] - \log(1 + b_1 e^{\tilde{S}[n]}) - \log(1 + b_2 e^{\tilde{V}[n]}) \\
& \text{s.t.} \quad \text{C8} - \text{C10}, \quad \text{C13}, \\
& \tilde{\text{C11}} : \tilde{D}^2 + \|\mathbf{Q}_J^k\|^2 - 2(\mathbf{Q}_J^k - \mathbf{Q}_S^k)^\dagger \mathbf{Q}_J[n] - \|\mathbf{Q}_S^k\|^2 \leq 0, \\
& \tilde{\text{C15}} : [\Psi_H - E_n]_+ \exp(\tilde{S}[n]) \leq F_n, \\
& \tilde{\text{C16}} : 2(\mathbf{Q}_J^k[n] - \mathbb{W}_D)^\dagger \mathbf{Q}_J[n] - \exp\left(\frac{2}{\alpha} \tilde{S}[n]\right) + H_1 \geq 0, \\
& \tilde{\text{C18}} : \|\mathbf{Q}_J[n] - \hat{\mathbb{W}}_E\|^2 + 2R_E \|\mathbf{Q}_J[n] - \hat{\mathbb{W}}_E\| + \tilde{H}^2 \leq I_n + J_n \tilde{V}[n], \tag{79}
\end{aligned}$$

where $H_1 = -\|\mathbf{Q}_J^k[n]\|^2 + \|\hat{\mathbb{W}}_D\|^2 + H^2$ and also the concave lower-bound function f_{LB} is given by

$$f_{LB}[n] \triangleq \frac{a_1 \exp(\tilde{S}^k[n])}{1 + a_1 \exp(\tilde{S}^k[n])} \tilde{S}[n] + \frac{a_2 \exp(\tilde{V}^k[n])}{1 + a_2 \exp(\tilde{V}^k[n])} \tilde{V}[n], \tag{80}$$

where $a_1 = \frac{1+A_n}{B_n}$, $a_2 = \frac{1}{D_n}$, $b_1 = \frac{1}{B_n}$, $b_2 = \frac{1+C_n}{D_n}$, $I_n = \left(1 - \frac{2}{\alpha} \tilde{V}_k[n]\right) \exp\left(\frac{2}{\alpha} \tilde{V}_k[n]\right)$, and $J_n = \frac{2}{\alpha} \exp\left(\frac{2}{\alpha} \tilde{V}_k[n]\right)$. Note that constraints C11, $\tilde{\text{C16}}$, and $\tilde{\text{C18}}$ are obtained by substituting the non-convex terms into their corresponding expressions using Lemma 4. Since (P14) is now convex, we use CVX and [34] to solve it, given an initial point $(\mathbf{Q}_J^k, \tilde{\mathbf{S}}^k, \tilde{\mathbf{V}}^k)$, where the superscript K denotes iteration index. Further, to optimize \mathcal{J} -trajectory for FUJ, we solve (P13) by removing the terms involving $\tilde{S}[n]$ from its objective function.

VI NUMERICAL RESULTS

In simulations, unless otherwise stated, we adopt the following parameters. The mission time duration $T = 2s$ is democratized into $N = 100$ equal time slots, the total power budget divided equally between UAVs is $P_S^{tot} + P_J^{tot} = 20$ dBm with the maximum instantaneous transmit power of 2mW and PAPR ratio of 4, leading to average transmission power 0.5mW of each. Considering the normalized transmission bandwidth, we set $N_0 = -40$ dBm, $\Psi_H = -20$ dBm with power conversion efficiency factor $\eta = 0.7$ in (20). We set $\gamma_0 = 40$ dB and path-loss exponent $\alpha = 2.5$. We set $H = 1.5$ with $R = 2.5H$ (radius of permitted flying circular region centered at \mathcal{D}), $\mathbb{W}_D = (0, 0)$, $L = \frac{R}{2}$ (distance between ground destination and geometric center of the eavesdropper), $\hat{\mathbb{W}}_E = (L, 0)$, where the exact location of \mathcal{E} is a random point within the

circular region centered at $\hat{\mathbb{W}}_E$ with radius $R_E = \frac{H}{5}$, and safety distance between UAVs $\tilde{D} = \frac{H}{10}$. $\bar{\beta}$ is obtained by averaging over 10^5 channel realizations over the area of interest. In all plots, we compare FUJ, GJT, and WoJ in terms of the following aspects:

- convergence of the proposed iterative algorithm, demonstrated by variation of absolute error function $f_{err}(k) = \|\bar{R}_{sec}^{opt,k} - \bar{R}_{sec}^{opt,k-1}\|$ over number of iterations,
- optimal UAVs' trajectory,
- instantaneous secrecy rate,
- ASR and average harvested energy (AHE) at \mathcal{D} ,
- *instantaneous secrecy energy efficiency* (ISEE) defined as the ratio between $\bar{R}_{sec}^{opt}[n]$ and $P_S[n] + P_J[n]$,
- UAVs' transmit power over flying horizon,
- impact of estimated location of \mathcal{E} on the ASR and AHE
- *harvested power efficiency* defined as $\frac{\bar{P}_H[n]}{P_S[n] + P_J[n]}$.

In particular, in optimal trajectory comparisons, we adopt the so-called *baseline scheme* for UAVs initial trajectory; i.e., both \mathcal{S} and \mathcal{J} fly with their maximum speeds towards as close as \mathcal{D} and the geometric center of estimated location of \mathcal{E} , respectively. Then, both UAVs hover above the corresponding points as long as possible in order to send the data and conduct jamming transmission, respectively, followed by heading with their maximum speeds towards final location, provided that the mission time is sufficient. Otherwise, they turn from a midway heading towards the final locations.

Fig. 2 illustrates the convergence of the proposed iterative algorithms for FUJ, GJT, and WoJ. We plot absolute error function $f_{err}(k)$ as the number of iteration k varies (complexity is $\mathcal{O}(kN^m)$, where m is the number of variable blocks). We see all schemes converge with terminating threshold $\epsilon = 10^{-2}$, validating our analysis in terms of convexity of the approximated sub-problems.

Fig. 3 illustrates the optimal UAVs' trajectory for FUJ, GJT, and WoJ using the proposed sequential algorithm. Note the *green-edge* and *black-edge* circles denote the exact location of \mathcal{D} and \mathcal{E} , respectively. We observe that, for FUJ scheme, \mathcal{S} gets the closest to \mathcal{D} among all, with substantially improved ASR. For FUJ, the operation time and energy constraints can make \mathcal{J} head directly to the best possible position for jamming, which is much shorter than GJT.

Fig. 4 compares ISR of FUJ, GJT, and WoJ using the proposed optimization methods and the

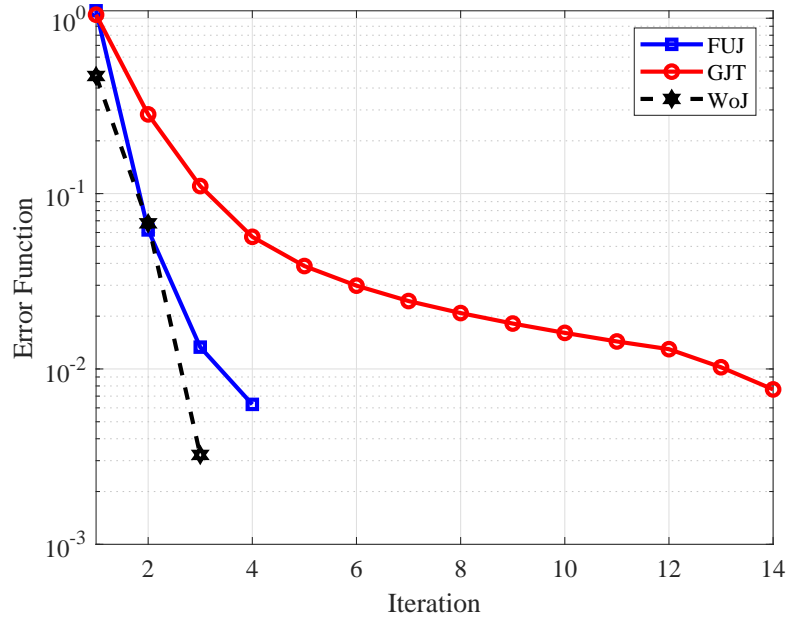


Fig. 2: Error function against iteration.

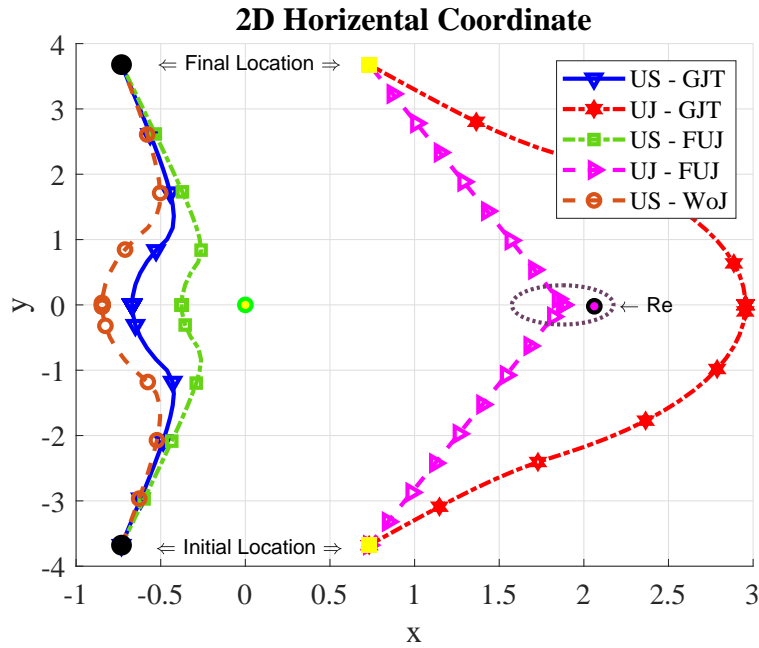


Fig. 3: Optimal trajectory of UAVs for GJT, FUJ, and WoJ scenarios.

aforementioned baseline scheme, and demonstrates our method leads to a significant performance improvement. We also observe that FUJ brings always positive secrecy rate; nonetheless, WoJ

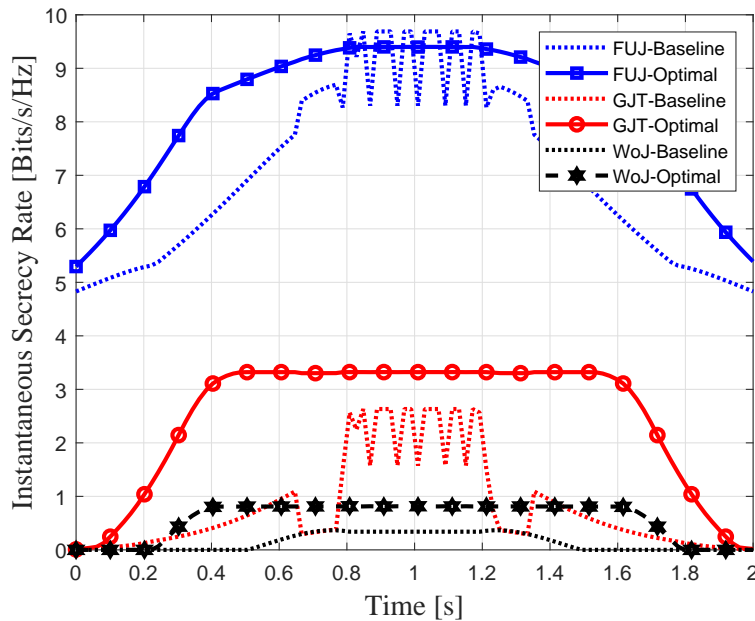


Fig. 4: Instantaneous secrecy rate verses time

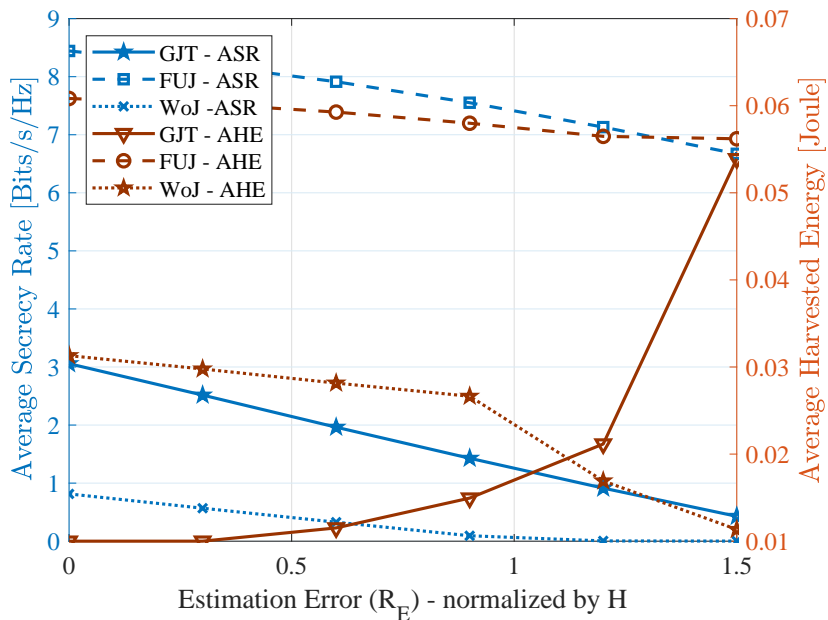


Fig. 5: Secrecy and energy harvesting performance against estimation error (R_E).

provides zero ISR at the beginning and end of the mission.

Fig. 5 illustrates ASR and AHE at \mathcal{D} vs R_E (estimation error of \mathcal{E} 's location) in FUJ, GJT,

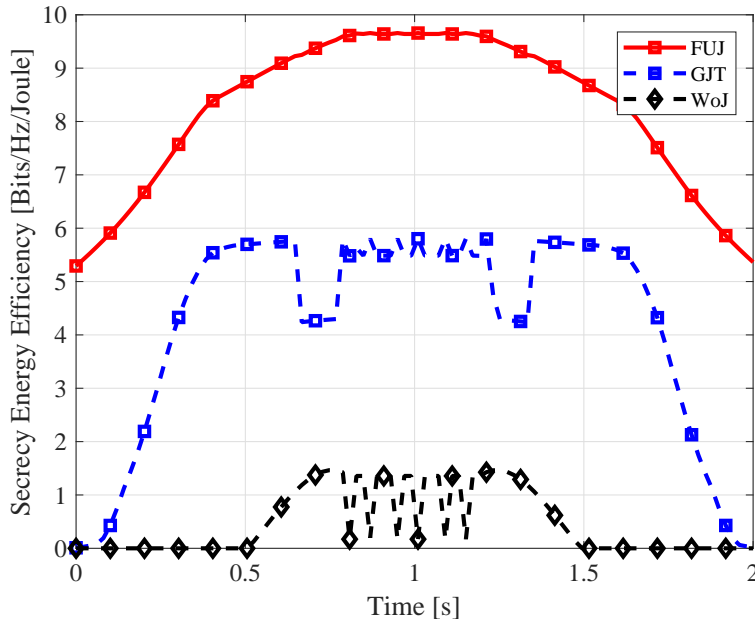


Fig. 6: Secrecy energy efficiency vs. mission time.

WoJ, and demonstrates the resultant ASRs decrease as R_E increases. We observe AHE of WoJ decreases, AHE of FUJ remains approximately unchanged, AHE of GJT increases. This can be interpreted that, as the uncertainty of eavesdropper's location increases (corresponding to a larger R_E), for FUJ and WoJ, UAV \mathcal{S} flies further and has longer distance to \mathcal{D} , resulting in decreased main link capacity and AHE. However, for GJT, since UAV \mathcal{J} has quite less impact on secrecy as the wiretap link might be better than the main link due to estimation erroneous, UAV \mathcal{S} tries to get as close as possible to \mathcal{D} in a straight way for improving ASR which, of course, makes AHE increased.

Fig. 6 shows ISEE vs. mission time for FUJ, GJT, and WoJ and demonstrates the significant performance improvement of FUJ. This ISEE plot provides a trade-off between ASR and the cost of energy level for communications. We observe, for all cases, decreasing the distances between $(\mathcal{S}, \mathcal{J})$ and intended ground nodes $(\mathcal{D}, \mathcal{E})$ leads to higher ISEE.

Fig. 7 shows UAVs transmit power over time horizon. For FUJ, at the beginning \mathcal{S} decreases its power to against information leakage while \mathcal{J} increases power to satisfy the required minimum energy constraint at destination. When \mathcal{S} and \mathcal{J} fly to proper positions for data transmission and jamming, transmit power varies accordingly. For GJT, jamming power remains lowest to

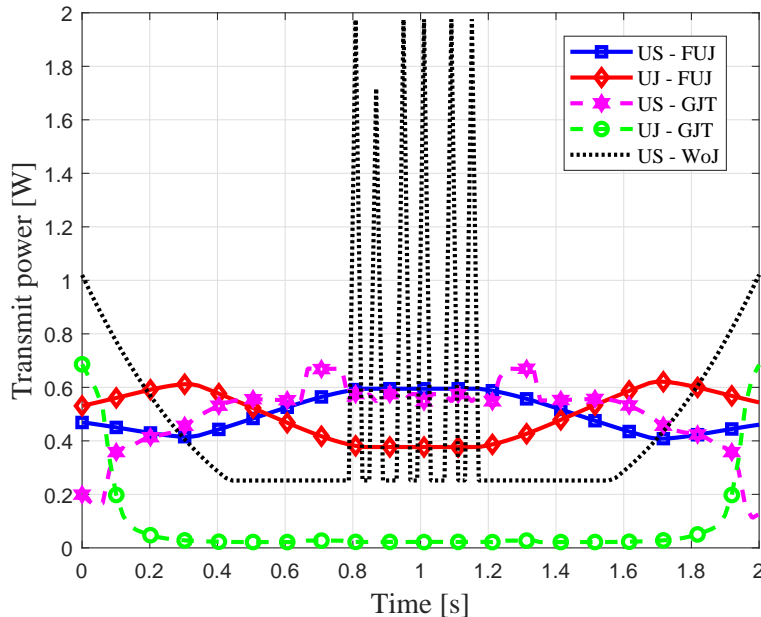


Fig. 7: Transmit power vs. time.

avoid degradation of ASR. Finally, WoJ keeps its power resource for the best use when having a better main channel quality with keeping \mathcal{S} trajectory to be as far as possible from the estimated location of \mathcal{E} .

Fig. 8 illustrates harvested power efficiency for FUJ, GJT, and WoJ, with respective fraction of total power budget $P_S[n] + P_J[n]$ as 100%, 58.06% and 99.7%, respectively. We see that, for all cases, energy harvesting constraint is satisfied and the harvested power is well above the minimum requirement Ψ_H , particularly WoJ. This indicates that how we can design secure as well as energy efficient UAV-based communications protocols which is a good direction for our future work.

VII CONCLUSION

We have considered a 2-UAV based wireless communication system. It consists of two flying cooperative UAVs, a ground destination node equipped with SWIPT technique, and a passive ground eavesdropper. One UAV acts as source transmitting confidential information to destination, while the other UAV propagates jamming to assist destination with anti-eavesdropping and energy harvesting. Assuming that UAVs have imperfect channel estimation eavesdropper, we have proposed two transmission schemes: FUJ and GJT, transmitting jamming signals that are a

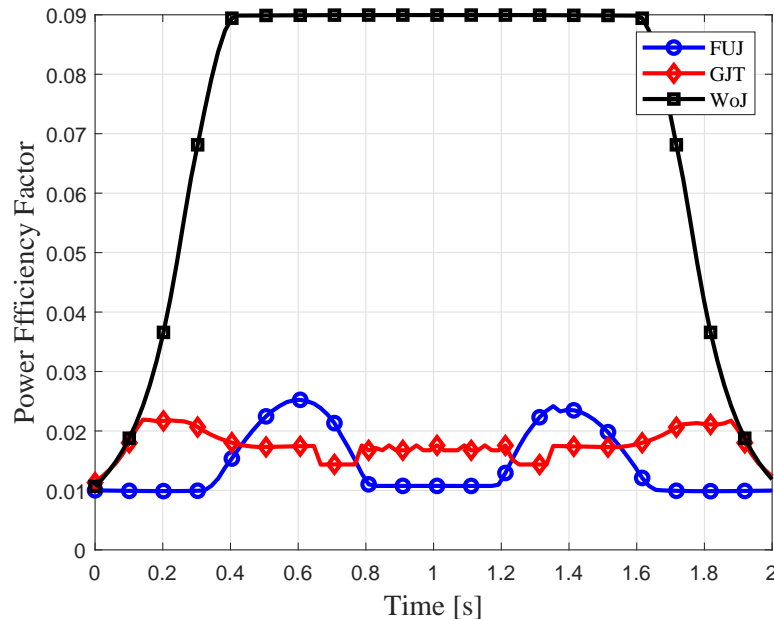


Fig. 8: Harvested power efficiency

priori known and unknown at destination, respectively. Under such setting, we have formulated an average secrecy rate (ASR) maximization problem in terms of trajectory design and power controlling, and proposed an iterative algorithm based on the block coordinated descent and successive convex approximation. Via this algorithm, we have found the best transmit power and trajectory of both UAVs, as well as the best power splitting ratio of destination. Finally, we have evaluated the proposed schemes by simulations in terms of ASR, ISR, AHE, and demonstrated their effectiveness. In particular, FUJ provides by far the highest ASR improvement compared to GJT and WoJ (the bench mark scheme).

APPENDIX A

APPENDIX A: DERIVATION OF MAXIMUM I_E

First let mention a usefull lemma below.

Lemma 6. *Let define the bivariate function as*

$$f(x, y) = \log \left(1 + \frac{(x^2 + h)^{-a}}{(y^2 + h)^{-a} + b} \right), \quad (\text{A.1})$$

where $x, y \geq 0$ and a, b , and h are positive constants. Its gradient can be calculated as

$$\nabla_{x,y} f(x, y) = \begin{bmatrix} -\frac{a}{2c_1(c_1+c_2+n)} \\ \frac{ac_1}{2c_2(c_2+n)(c_1+c_2+n)} \end{bmatrix}, \quad (\text{A.2})$$

where auxiliary variables defined as $c_1 \triangleq (H+x)^{-a/2}$ and $c_2 \triangleq (H+y)^{-a/2}$ are always positive. From (A.2) it follows that the inequalities $f(x, y) > f(x + \epsilon, y)$ and $f(x, y) < f(x, y + \epsilon)$ hold for any positive-valued ϵ .

Following from Lemma 6 we conclude that the expression given by (6) is a monotonically decreasing function with respect to the term $\|\mathbb{Q}_S(t) - \mathbb{W}_E\|$ and a monotonically increasing function with respect to the term $\|\mathbb{Q}_J(t) - \mathbb{W}_E\|$. Then, from linear algebra and applying the regular and the reverse triangular inequality, one can obtain as

$$\begin{aligned} \|\mathbb{Q}_J(t) + \mathbb{W}_E\| &\leq \|\mathbb{Q}_J(t) - \hat{\mathbb{W}}_E\| + \|\hat{\mathbb{W}}_E - \mathbb{W}_E\| \\ &\leq \|\mathbb{Q}_J(t) - \hat{\mathbb{W}}_E\| + R_E. \end{aligned} \quad (\text{A.3})$$

and

$$\begin{aligned} \|\mathbb{Q}_S(t) - \mathbb{W}_E\| &\geq \|\|\mathbb{Q}_S(t) - \hat{\mathbb{W}}_E\| - \|\hat{\mathbb{W}}_E - \mathbb{W}_E\|\| \\ &\geq \|\|\mathbb{Q}_S(t) - \hat{\mathbb{W}}_E\| - R_E\|. \end{aligned} \quad (\text{A.4})$$

Then, plugging the lower and upper deterministic expressions respectively given in (A.3) and (A.4) into the objective function of (7), leads to the final expression of $I_E^{max}(t)$ as given in (8).

APPENDIX B

APPENDIX B: PROOF OF LEMMA 4

We commence from the concavity of the function $f(x) = -\|x - a\|^2$ with the gradient equal to $\nabla f(x) = -2(x - a)$ as

$$\begin{aligned} f(x) &\stackrel{(a)}{\leq} -\|x^k - a\|^2 - 2(x^k - a)(x - x^k) \\ &= -\|x^k\|^2 + 2a^\dagger x^k - \|a\|^2 - 2(x^k - a)^\dagger (x - x^k) \\ &= \|x^k\|^2 - \|a\|^2 - 2(x^k - a)^\dagger x \end{aligned} \quad (\text{B.1})$$

where (a) follows after the fact that the first order Taylor approximation of a concave function is a global affine over-estimator of the function $f(x)$ at the point x_0 .

REFERENCES

- [1] S. Hayat, E. Yanmaz, and R. Muzaffar, "Survey on unmanned aerial vehicle networks for civil applications: A communications viewpoint," *IEEE Commun. Surveys Tuts.*, vol. 18, no. 4, pp. 2624–2661, 2016.
- [2] Y. Zeng, R. Zhang, and T. J. Lim, "Wireless communications with unmanned aerial vehicles: opportunities and challenges," *IEEE Commun. Magazine*, vol. 54, no. 5, pp. 36–42, 2016.
- [3] M. Mozaffari, W. Saad, M. Bennis, Y.-H. Nam, and M. Debbah, "A tutorial on uavs for wireless networks: Applications, challenges, and open problems," *IEEE Commun. Surveys Tuts.*, 2019.
- [4] B. Li, Z. Fei, and Y. Zhang, "Uav communications for 5g and beyond: Recent advances and future trends," *IEEE Internet of Things J.*, pp. 1–1, 2018.
- [5] Facebook, "Connecting the world from the sky," Facebook Technical Report, 2014.
- [6] T. D. Ponnimbaduge Perera, D. N. K. Jayakody, S. K. Sharma, S. Chatzinotas, and J. Li, "Simultaneous wireless information and power transfer (swipt): Recent advances and future challenges," *IEEE Commun. Surveys Tuts.*, vol. 20, no. 1, pp. 264–302, 2018.
- [7] Y. Wang, W. Yang, X. Shang, and Y. Cai, "Energy-efficient secure transmission for uav-enabled wireless powered communication," in *2018 10th International Conference on Wireless Communications and Signal Processing (WCSP)*, 2018, pp. 1–5.
- [8] L. Zhang, H. Zhao, S. Hou, Z. Zhao, H. Xu, X. Wu, Q. Wu, and R. Zhang, "A survey on 5g millimeter wave communications for uav-assisted wireless networks," *IEEE Access*, vol. 7, pp. 117 460–117 504, 2019.
- [9] X. Sun, W. Yang, Y. Cai, Z. Xiang, and X. Tang, "Secure transmissions in millimeter wave swipt uav-based relay networks," *IEEE Wireless Commun. Lett.*, pp. 1–1, 2019.
- [10] P. Grover and A. Sahai, "Shannon meets tesla: Wireless information and power transfer," in *2010 IEEE international symposium on information theory*, 2010, pp. 2363–2367.
- [11] A. Yener and S. Ulukus, "Wireless physical-layer security: Lessons learned from information theory," *Proc. IEEE*, vol. 103, no. 10, pp. 1814–1825, 2015.
- [12] X. Sun, D. W. K. Ng, Z. Ding, Y. Xu, and Z. Zhong, "Physical layer security in uav systems: Challenges and opportunities," *IEEE Wireless Commun.*, vol. 26, no. 5, pp. 40–47, 2019.
- [13] G. Zhang, Q. Wu, M. Cui, and R. Zhang, "Securing uav communications via trajectory optimization," in *2017 IEEE Global Communications Conference*, 2017, pp. 1–6.
- [14] A. Li, Q. Wu, and R. Zhang, "Uav-enabled cooperative jamming for improving secrecy of ground wiretap channel," *IEEE Wireless Commun. Lett.*, vol. 8, no. 1, pp. 181–184, 2018.
- [15] H. Lee, S. Eom, J. Park, and I. Lee, "Uav-aided secure communications with cooperative jamming," *IEEE Trans. Veh. Technol.*, vol. 67, no. 10, pp. 9385–9392, 2018.
- [16] Y. Zhou, P. L. Yeoh, H. Chen, Y. Li, R. Schober, L. Zhuo, and B. Vucetic, "Improving physical layer security via a uav friendly jammer for unknown eavesdropper location," *IEEE Trans. Veh. Technol.*, vol. 67, no. 11, pp. 11 280–11 284, 2018.
- [17] Y. Li, R. Zhang, J. Zhang, S. Gao, and L. Yang, "Cooperative jamming for secure uav communications with partial eavesdropper information," *IEEE Access*, vol. 7, pp. 94 593–94 603, 2019.
- [18] A. Li and W. Zhang, "Mobile jammer-aided secure uav communications via trajectory design and power control," *China Commun.*, vol. 15, no. 8, pp. 141–151, 2018.
- [19] C. Zhong, J. Yao, and J. Xu, "Secure uav communication with cooperative jamming and trajectory control," *IEEE Commun. Lett.*, vol. 23, no. 2, pp. 286–289, 2018.

- [20] M. Tatar Mamaghani and Y. Hong, “On the performance of low-altitude uav-enabled secure af relaying with cooperative jamming and swipt,” *IEEE Access*, vol. 7, pp. 153 060–153 073, 2019.
- [21] G. Zhang, Q. Wu, M. Cui, and R. Zhang, “Securing uav communications via joint trajectory and power control,” *IEEE Trans. Wireless Commun.*, vol. 18, no. 2, pp. 1376–1389, 2019.
- [22] A. Mukherjee and A. L. Swindlehurst, “Detecting passive eavesdroppers in the mimo wiretap channel,” in *2012 IEEE International Conference on Acoustics, Speech and Signal Processing (ICASSP)*, 2012, pp. 2809–2812.
- [23] M. Cui, G. Zhang, Q. Wu, and D. W. K. Ng, “Robust trajectory and transmit power design for secure uav communications,” *IEEE Trans. Veh. Technol.*, vol. 67, no. 9, pp. 9042–9046, 2018.
- [24] I. Q. W. M. I. Yong Zeng, Member and I. Rui Zhang, Fellow, “Accessing from the sky: A tutorial on uav communications for 5g and beyond,” *arXiv preprint arXiv:1903.05289*, 2019.
- [25] F. Zhou, Y. Wu, H. Sun, and Z. Chu, “Uav-enabled mobile edge computing: Offloading optimization and trajectory design,” in *2018 IEEE International Conference on Communications (ICC)*, 2018, pp. 1–6.
- [26] Y. Zeng, R. Zhang, and T. J. Lim, “Throughput maximization for uav-enabled mobile relaying systems,” *IEEE Trans. Commun.*, vol. 64, no. 12, pp. 4983–4996, 2016.
- [27] S. Zeng, H. Zhang, K. Bian, and L. Song, “Uav relaying: Power allocation and trajectory optimization using decode-and-forward protocol,” in *2018 IEEE International Conference on Communications Workshops (ICC Workshops)*, 2018, pp. 1–6.
- [28] A. Goldsmith, *Wireless communications*. Cambridge university press, 2005.
- [29] W. K. Harrison, J. Almeida, S. W. McLaughlin, and J. Barros, “Coding for cryptographic security enhancement using stopping sets,” *IEEE Trans. Inf. Forensics Security*, vol. 6, no. 3, pp. 575–584, 2011.
- [30] P. K. Gopala, L. Lai, and H. El Gamal, “On the secrecy capacity of fading channels,” *IEEE Trans. Inf. Theory*, vol. 54, no. 10, pp. 4687–4698, 2008.
- [31] M. Razaviyayn, M. Hong, and Z.-Q. Luo, “A Unified Convergence Analysis of Block Successive Minimization Methods for Nonsmooth Optimization,” *arXiv e-prints*, p. arXiv:1209.2385, Sep 2012.
- [32] S. Boyd and L. Vandenberghe, *Convex Optimization*. Cambridge university press, 2004.
- [33] M. Grant and S. Boyd, “CVX: Matlab software for disciplined convex programming, version 2.1,” <http://cvxr.com/cvx>, Mar. 2014.
- [34] H. Fawzi, J. Saunderson, and P. A. Parrilo, “Semidefinite approximations of the matrix logarithm,” *Foundations of Computational Mathematics*, 2018, package cvxquad at <https://github.com/hfawzi/cvxquad>.