

Graph Iso/Auto-morphism: A Divide-&-Conquer Approach

Can Lu, Jeffrey Xu Yu, Zhiwei Zhang[#], Hong Cheng

The Chinese University of Hong Kong, Hong Kong, China; [#] Hong Kong Baptist University, Hong Kong, China
`{lucan, yu, hcheng}@se.cuhk.edu.hk; # cszwzhang@comp.hkbu.edu.hk`

ABSTRACT

The graph isomorphism is to determine whether two graphs are isomorphic. A closely related problem is graph automorphism (symmetry) detection, where an isomorphism between two graphs is a bijection between their vertex sets that preserves adjacency, and an automorphism is an isomorphism from a graph to itself. Applications of graph isomorphism and automorphism detection include database indexing, network model, network measurement, network simplification, and social network anonymization. By graph automorphism, we deal with symmetric subgraph matching (SSM), which is to find all subgraphs in a graph G that are symmetric to a given subgraph in G . An application of SSM is to identify multiple seed sets that have the same influence power as a set of seeds found by influence maximization in a social network. To test two graphs for isomorphism, canonical labeling has been studied to relabel a graph in such a way that isomorphic graphs are identical after relabeling. Efficient canonical labeling algorithms have been designed by individualization-refinement. They enumerate all permutations of vertices using a search tree, and select the minimum permutation as the canonical labeling. The candidates are pruned by the minimum permutation during enumeration. Despite their high performance in benchmark graphs, these algorithms face difficulties in handling massive graphs, and the search trees used are for pruning purposes which cannot answer symmetric subgraphs matching.

In this paper, we design a new efficient canonical labeling algorithm *DviCL*. *DviCL* designed is based on the observation that we can use the k -th minimum permutation as the canonical labeling. Different from previous algorithms, we take a divide-and-conquer approach to partition a graph G . By partitioning G , an AutoTree is constructed, which preserves symmetric structures as well as the automorphism group of G . The canonical labeling for a tree node can be obtained by the canonical labeling of its child nodes, and the canonical labeling for the root is the one for G . Such AutoTree can also be effectively used to answer the automorphism group, symmetric subgraphs. We conducted extensive performance studies using 22 large graphs, and confirmed that *DviCL* is much more efficient and robust than the state-of-the-art.

1. INTRODUCTION

Combinatorial objects and complex structures are often modeled as graphs in many applications, including social networks and social media [29], expert networks [20], bioinformatics [38, 39], and mathematical chemistry [6]. Among many graph problems, graph isomorphism is a problem to determine whether two graphs are isomorphic [32]. The graph isomorphism is an important issue in practice since it has been used for deduplication and retrieval in dealing with a collection of graphs, and is an important issue in theory due to its relationship to the concept of NP-completeness. A closely related graph problem is automorphism (symmetry) detection, where an isomorphism between two graphs is a bijection between their vertex sets that preserves adjacency, and an automorphism (symmetry) is an isomorphism from a graph to itself. Automorphism detection is also important in various graph problems. On one hand, by automorphism, from a global viewpoint, two vertices (or subgraphs) are equivalent in the sense that the entire graph remains unchanged if one is replaced by the other. Therefore, with automorphism, certain finding over a single vertex (or a subgraph) can be applied to all other automorphic vertices (or subgraphs). On the other hand, as symmetries of combinatorial objects are known to complicate algorithms, detecting and discarding symmetric subproblems can reduce the scale of the original problems.

There are many applications of graph isomorphism and automorphism detection, including database indexing [31], network model [24, 36], network measurement [35], network simplification [35], and social network anonymization [34]. (a) Database Indexing: Given a large database of graphs (e.g., chemical compounds), it assigns every graph with a certificate such that two graphs are isomorphic iff they share the same certificate [31]. (b) Network Model: It studies the automorphism groups of a wide variety of real-world networks and finds that real graphs are richly symmetric [24]. In [36], it claims that similar linkage patterns are the underlying ingredient responsible for the emergence of symmetry in complex networks. (c) Network Measurement: In [37], it proposes a structure entropy based on automorphism partition to precisely quantify the structural heterogeneity of networks, and finds that structural heterogeneity is strongly negatively correlated to symmetry of real graphs. (d) Network Simplification: In [35], it utilizes inherent network symmetry to collapse all redundant information from a network, resulting in a coarse graining, known as “quotient”, and claims that they preserve various key function properties such as complexity (heterogeneity and hub vertices) and communication (diameter and mean geodesic distance), although quotients can be substantially smaller than the original graphs. (e) Social Network Anonymization: In [34], it proposes a k -symmetry model to modify a naively-anonymized network such that for any vertex in the network, there exist at least $k-1$ structurally equivalent counter-

parts, protecting against re-identification under any potential structural knowledge about a target. Below, we discuss how graph automorphism is used for influence maximization (IM) [1, 8, 17, 28], and discuss symmetric subgraph matching (SSM) by graph automorphism and other SSM applications [10, 19, 21].

Influence maximization (IM) is widely studied in social networks and social media to select a set S of k seeds s.t. the expected value of the spread of the influence $\sigma(S)$ is maximized. In the literature, almost all work in IM find a single S with the maximum influence. With graph automorphism, we can possibly find a set $S = \{S_1, S_2, \dots\}$ where each S_i has the same max influence as S while contains some different vertices, and we are able to select one S_i in S that satisfies some additional criteria (e.g., attributes on vertices in a seed set and distribution of such seed vertices). To show such possibilities, we compute IM by one of the best performing algorithms, PMC [28], under the IC model as reported by [1], over a large number of datasets (Table 1) using the parameters following [1], where the probability to influence one from another is treated as constant. We conduct testing to select a set of k seeds, for $k = 10$ and $k = 100$. We find that there are 8.82E+15 and 2.93E+15 candidate seed sets for wikivote when $k = 10$ and $k = 100$, respectively, and the numbers for Orkut are 4 and 2.9E+10, respectively. To find S for S found by IM can be processed as a special case of symmetric subgraph matching (SSM), which we discuss below.

Symmetric subgraph matching (SSM), we study in this paper, is closely related to subgraph matching (or subgraph isomorphism). Given a query graph q and a data graph G , by subgraph matching, it finds all subgraphs g in G that are isomorphic to q . By SSM, q is required to be a subgraph that exists in G and any g returned should be symmetric to q in G , i.e., there is at least one automorphism γ of G having $g = q^\gamma$. Note that all subgraphs discussed here are induced. The applications of SSM include software plagiarism, program maintenance and compiler optimizations [10, 19, 21], where an intermediate program representation, called the *program dependence graph* (PDG) is constructed for both control and data dependencies for each operation in a program.

In the literature, to check if two graphs are isomorphic, the most practical approach is *canonical labeling*, by which a graph is relabeled in such a way that two graphs are isomorphic iff their canonical labeling are the same. Since the seminal work [25, 26] by McKay in 1981, *nauty* has become a standard for canonical labeling and has been incorporated into several mathematical software tools such as GAP [14] and MAGMA [7]. Other canonical labeling approaches, such as *bliss* [15, 16] and *traces* [30], address possible shortcomings of *nauty* closely following *nauty*'s ideas. Despite their high performance, these approaches face difficulties in handling today's massive graphs. As shown in our experimental studies (Table 5), *nauty* fails in all but one datasets, *traces* fails in nearly half datasets, and *bliss* is inefficient in most datasets. Due to the lack of efficient canonical labeling algorithms for massive graphs, to the best of our knowledge, merely have any algorithms incorporated graph isomorphism or graph automorphism.

In this work, we propose a novel efficient canonical labeling algorithm for massive graphs. We observe that the state-of-the-art algorithms (e.g., *nauty* [25, 26], *traces* [30] and *bliss* [15, 16]) discover the canonical labeling following "individualization-refinement" schema. These algorithms enumerate all possible permutations and select the minimum G^γ as the canonical labeling. Here, graph G as well as the permuted G^γ can be represented as elements from a totally ordered set, for instance, G (G^γ) can be represented by its sorted edge list. At first glance, choosing the minimum G^γ as the target is probably the most efficient for branch-and-bound algorithms. However, the minimum G^γ is not always the best choice for

any graph G . For instance, if all vertices in G can be easily distinguished, the permutation γ based on sorting is a better choice. Our main idea is to divide the given graph into a set of subgraphs satisfying that (1) two isomorphic graphs G and G' will be divided into two sorted subgraph sets $\{g_1, \dots, g_k\}$ and $\{g'_1, \dots, g'_k\}$, such that g_i is isomorphic to g'_i for $1 \leq i \leq k$; (2) the canonical labeling of the original graph G can be easily obtained by canonical labeling of the subgraphs. Note that canonical labeling of each subgraph g_i can be defined arbitrarily, not limited to the minimum g_i^γ . As a consequence, our approach returns the k -th minimum G^γ as the canonical labeling. Note that k is not fixed for all graphs, and we do not need to know what the k value is when computing the canonical labeling. Applying such idea to each subgraph g_i , our approach *DviCL* follows divide-and-conquer paradigm and constructs a tree index, called AutoTree \mathcal{AT} . Here, a tree node in \mathcal{AT} corresponds to a subgraph g_i of G , and contains its canonical labeling as well as automorphism group. The root corresponds to G .

By the AutoTree, we can easily detect symmetric vertices and subgraphs in G . Take the maximum clique as an example. Given a graph G , for a maximum clique q found [22], we can efficiently identify 4 candidate maximum cliques in Google and 16 candidate maximum cliques in LiveJournal (Table 1) using the AutoTree constructed, respectively. Algorithm *SSM-AT* for symmetric subgraph matching is given in Section 6.4. For k -symmetry [34], with AutoTree, each subtree of root can be duplicated to have at least $k - 1$ symmetric siblings. As a consequence, each vertex has at least $k - 1$ automorphic counterparts in the reconstructed graph.

The main contributions of our work are summarized below. First, we propose a novel canonical labeling algorithm *DviCL* following the divide-and-conquer paradigm. *DviCL* can efficiently discover the canonical labeling and the automorphism group for massive graphs. Second, we construct an AutoTree for a graph G which provides an explicit view of the symmetric structure in G in addition to the automorphism group and canonical labeling. Such AutoTree can also be used to solve symmetric subgraph matching and social network anonymization. Third, we conduct extensive experimental studies to show the efficiency and robustness of *DviCL*.

The preliminaries and the problem statement are given in Section 2. We discuss related works in Section 3, and review the previous algorithms in Section 4. We give an overview in Section 5, and discuss the algorithms in Section 6. We conduct comprehensive experimental studies and report our findings in Section 7. We conclude this paper in Section 8.

2. PROBLEM DEFINITION

In this paper, we discuss our approach on an undirected graph $G = (V, E)$ without self-loops or multiple edges, where V and E denote the sets of vertices and edges of G , respectively. We use n and m to denote the numbers of vertices and edges of G , respectively, i.e., $n = |V|$ and $m = |E|$. For a vertex $u \in V$, the neighbor set of u is denoted as $N(u) = \{v \mid (u, v) \in E\}$, and the degree of u is denoted as $d(u) = |N(u)|$. In the following, we discuss some concepts and notations using an example graph G shown in Fig. 1(a).

Permutation: A permutation of V , denoted as γ , is a bijection function from V to itself. We use v^γ to denote the image of $v \in V$ under a permutation γ . By a permutation γ to a graph G , it permutes vertices in V of G and produces a graph $G^\gamma = (V^\gamma, E^\gamma)$, here $V^\gamma = V$ and $E^\gamma = \{(u^\gamma, v^\gamma) \mid (u, v) \in E\}$. Following the convention used in the literature, we use the cycle notation to represent permutations. In a permutation γ , (v_1, v_2, \dots, v_k) means $v_i^\gamma = v_{i+1}$ for $1 \leq i \leq k - 1$ and $v_k^\gamma = v_1$. For

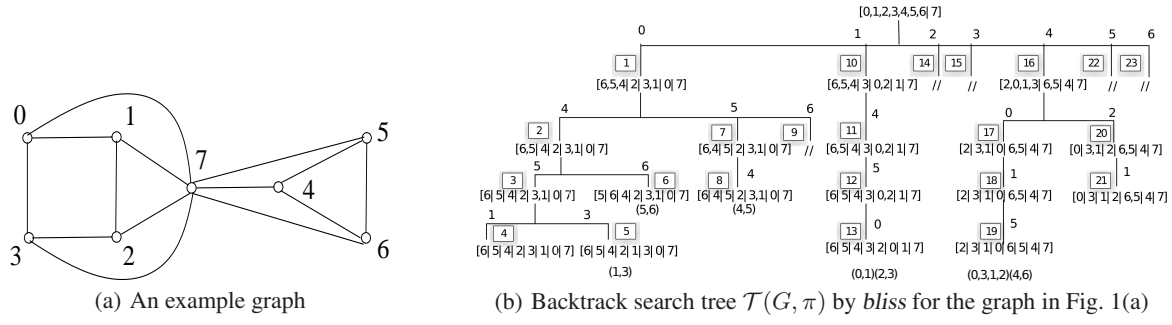


Figure 1: An example graph and a backtrack search tree by bliss

simplicity, we may only show permutation for a subset of vertices using the cycle notation, with the assumption that other vertices will be permuted to themselves. Consider the graph G in Fig. 1(a), the permutation $\gamma_1 = (4, 5, 6)$ is to relabel 4 as 5, 5 as 6, and 6 as 4, where all the other vertices are permuted to themselves. It produces a graph $G^{\gamma_1} = (V, E^{\gamma_1})$, where $E^{\gamma_1} = E$. For the same graph G , the permutation $\gamma_2 = (0, 1)$ relabels 0 as 1 and 1 as 0, and produces $G^{\gamma_2} = (V, E^{\gamma_2})$, where $E^{\gamma_2} = E \cup \{(0, 2), (1, 3)\} \setminus \{(0, 3), (1, 2)\}$. All permutations of V ($n!$ for $n = |V|$) consist of a *symmetry group* with the permutation composition as the group operation, denoted as S_n .

Automorphism: An automorphism of a graph $G = (V, E)$ is a permutation $\gamma (\in S_n)$ that preserves G 's edge relation, i.e., $G^\gamma = G$, or equivalently, $E^\gamma = E$. In graph G (Fig. 1(a)), $\gamma_1 = (4, 5, 6)$ is an automorphism of G whereas $\gamma_2 = (0, 1)$ is not. Similarly, all automorphisms of G , consist of an *automorphism group* with permutation composition as the group operation, denoted as $Aut(G) (\subseteq S_n)$. Each graph G has a trivial automorphism, called *identity*, denoted as ι , that maps every vertex to itself. For two distinct vertices u and v in G , if there is an automorphism γ mapping u to v , i.e., $u^\gamma = v$, we say vertices u and v are *automorphic equivalent*, denoted as $u \sim v$. For instance, automorphism $\gamma_1 = (4, 5, 6)$ indicates that vertices 4, 5 and 6 are automorphic equivalent.

Structural equivalent: In a graph G , two distinct vertices u and v are structural equivalent if they have the same neighbor set, i.e., $N(u) = N(v)$. Obviously, if two vertices are structural equivalent, they must be automorphic equivalent, while the converse does not always hold. For G in Fig. 1(a), vertices 0 and 2 are structural equivalent since they have the same neighbor set. Similarly, vertices 1 and 3 are also structural equivalent. Vertices 4 and 5 are not structural equivalent, although they are automorphic equivalent.

Isomorphism: Two graphs G_1 and G_2 are isomorphic iff there exists a permutation γ s.t., $G_1^\gamma = G_2$, and we use $G_1 \cong G_2$ to denote G_1 and G_2 are isomorphic.

To check whether two graphs are isomorphic, canonical labeling (also known as canonical representative or canonical form) is used. A canonical labeling is a function, C , to relabel all vertices of a graph G , such that $C(G) \cong G$, and two graphs, G and G' , are isomorphic iff $C(G) = C(G')$. A common technique used in the literature to determine a canonical labeling is by coloring. Below, we introduce coloring, colored graph, and canonical labeling by coloring. In brief, to get a canonical labeling for a graph G , we first get a colored graph (G, π) for given color π , and we get the canonical labeling for (G, π) using coloring to prune unnecessary candidates. The canonical labeling obtained for (G, π) is the canonical labeling for the original graph G .

Coloring: A coloring $\pi = [V_1|V_2|\dots|V_k]$ is a disjoint partition of V in which the order of subsets matters. We use $\Pi(V)$, or simply

Π , to denote the set of all colorings of V . Here, a subset V_i is called a *cell* of the coloring, and all vertices in V_i have the same color. In other words, π is to associate each $v \in V$ with the color $\pi(v)$, where $\pi(v) \leftarrow \sum_{0 \leq j < i} |V_j|$ if $v \in V_i$. A cell is called a *singleton cell* if it contains only one vertex, otherwise it is called a *non-singleton cell*. π is called an *unit coloring* if there is only one partition of V ($k = 1$) and π is called a *discrete coloring* if there are n partitions for a graph with n vertices ($k = n$). π is *equitable* with respect to graph G , if for every $v_1, v_2 \in V_i$ ($1 \leq i \leq k$), v_1 and v_2 have the same number of neighbors in V_j ($1 \leq j \leq k$), for any i and j . Consider G in Fig. 1(a). The coloring $\pi_1 = [0, 1, 2, 3, 4, 5, 6|7]$ has two cells, V_1 and V_2 , where $V_2 = \{7\}$ is a singleton cell. For every two vertices in $V_1 = \{0, 1, 2, 3, 4, 5, 6\}$, they have 2 neighbors in V_1 , and 1 neighbor in V_2 . In a similar way, $\pi_2 = [0, 1, 2, 3|4, 5, 6|7]$ is also equitable. However, $\pi_3 = [0, 1, 2, 3|4, 5, 6, 7]$ is not equitable, since not every two vertices in the cell of $V_2 = \{4, 5, 6, 7\}$ have the same number of neighbors in V_1 even though they have the same number of neighbors in V_2 . For example, 7 in V_2 has 4 neighbors in cell V_1 but the other vertices in V_2 have no neighbors in V_1 .

A coloring $\pi = [V_1|V_2|\dots|V_k]$ represents $\Pi_{1 \leq i \leq k} |V_i|!$ permutations. A discrete coloring corresponds to a single permutation $\bar{\pi} : x \rightarrow \pi(x)$, where every vertex has a unique color. For instance, the discrete coloring $[0|3|2|1|4|6|5|7]$ corresponds to the permutation $(1, 3)(5, 6)$. The concept of equitable coloring is proposed to reduce the search space for discovering automorphism group and canonical labeling. A partial order is defined over colorings. Given two colorings π and π' , π' is *finer than or equal to* π , denoted as $\pi' \preceq \pi$, if each cell of π' is a subset of a cell of π . If $\pi' \preceq \pi$ and $\pi' \neq \pi$, then π' is *finer than* π , denoted as $\pi' \prec \pi$. For instance, $\pi_2 = [0, 1, 2, 3|4, 5, 6|7]$ is finer than $\pi_1 = [0, 1, 2, 3, 4, 5, 6|7]$. A permutation γ can be applied to a coloring π , denoted as π^γ , which results in a coloring such that $\pi^\gamma(v) = \pi(v^\gamma)$ for any $v \in V$. Suppose $\pi_3 = [0, 1, 2|3, 4, 5, 6|7]$ and $\gamma_3 = (1, 3)(5, 7)$, $\pi_3^{\gamma_3} = [0, 2, 3|1, 4, 6, 7|5]$.

An orbit coloring is a coloring where each cell contains all vertices that are automorphic.

Colored graph: A colored graph is a pair (G, π) , where π is a coloring of G . Note that coloring π be used to represent labels/attributes on vertices s.t. two vertices are in the same cell iff they share the same labels/attributes. A graph G itself is a colored graph (G, π) where the coloring π is unit, or in other words, all vertices have the same color. Similarly, two colored graphs (G_1, π_1) and (G_2, π_2) are isomorphic if there exists a permutation γ s.t. $(G_1, \pi_1) = (G_2, \pi_2)^\gamma$, denoted as $(G_1, \pi_1) \cong (G_2, \pi_2)$. Note that $(G, \pi)^\gamma = (G^\gamma, \pi^\gamma)$.

Canonical labeling (by coloring): Let \mathcal{G} and Π denote the set of graphs and colorings, a canonical representative (or a canonical form) is a function $C : \mathcal{G} \times \Pi \rightarrow \mathcal{G} \times \Pi$, such that for any

colored graph $(G, \pi) \in \mathcal{G} \times \Pi$ and permutation γ of V , the following two properties are satisfied. First, the canonical representative of a colored graph is isomorphic to the colored graph, i.e., $C(G, \pi) \cong (G, \pi)$. Second, the canonical representative of a colored graph by γ , $(G^\gamma, \pi^\gamma) = (G, \pi)^\gamma$, is the same as the canonical representative of graph (G, π) , i.e., $C(G^\gamma, \pi^\gamma) = C(G, \pi)$, meaning that the canonical representatives of two isomorphic graphs are the same. There are many candidates for canonical representative. A canonical labeling of (G, π) is a permutation γ^* satisfying $(G^{\gamma^*}, \pi^{\gamma^*}) = C(G, \pi)$. For simplicity, we use canonical labeling to represent canonical representative. For G in Fig. 1(a), if π is a unit coloring and canonical labeling function C is defined as $C(G, \pi) = (G^{\gamma^*}, \pi^{\gamma^*})$ where $\gamma^* = \operatorname{argmin}_{\gamma \in S_n} E^\gamma$, then $\gamma^* = (0, 7)(1, 5)(2, 4)(3, 6)$ is a candidate.

We summarize the discussions on coloring, permutation, automorphism, and canonical labeling. A coloring represents a set of permutations and a discrete coloring corresponds to a single permutation. A permutation γ is a relabeling of the vertices such that γ on a colored graph (G, π) results in a relabeled graph $(G, \pi)^\gamma$ that is isomorphic to (G, π) . All permutations in S_n are classified into several subgroups s.t. all permutations in each subgroup generate the same relabeled colored graph. A signature of the corresponding subgroup is the relabeled colored graph, $(G, \pi)^\gamma$. The subgroup with the signature $(G, \pi)^\gamma = (G, \pi)$ forms the automorphism group, in which each permutation is an automorphism. By defining a total order among such signatures, a permutation with the minimum signature is the canonical labeling.

3. RELATED WORKS

Graph isomorphism is an equivalence relation on graphs by which all graphs are grouped into equivalence classes. By graph isomorphism, it allows us to distinguish graph properties inherent to the structures of graphs from properties associated with graph representations: graph drawings, graph labeling, data structures, etc.

From the theoretical viewpoint, the graph isomorphism problem is one of few standard problems in computational complexity theory belonging to NP, but unknown if it belongs to either of P or NP-complete. It is one of only two, out of 12 total, problems listed in [12] whose complexity remains unresolved. NP-completeness is considered unlikely since it would imply collapse of the polynomial-time hierarchy [13]. The best currently accepted theoretical algorithm is due to [2, 4], whose time complexity is $e^{O(\sqrt{n \log n})}$. Although the graph isomorphism problem is not generally known to be in P or NP-complete, they can be solved in polynomial time for special classes of graphs, for instance, graphs of bounded degree [23], bounded genus [11, 27], bounded tree-width [5], and with high probability for random graphs [3]. However, most of these algorithms are unlikely to be useful in practice.

In practice, the first practical algorithm to canonically labeling graphs with hundreds of vertices and graphs with large automorphism groups was *nauty* [25, 26], developed by McKay. Observing that the set of symmetries of a graph forms a group under functional composition, *nauty* integrates group-theoretical techniques and utilizes automorphisms discovered to prune the search tree. Motivated by *nauty*, a number of algorithms, such as *bliss* [15, 16] and *traces* [30] are proposed to address possible shortcomings of *nauty*'s search tree, which we will discuss in Section 4. Another algorithm worth noting is *saucy* [9]. The data structures and algorithms in *saucy* take advantage of both the sparsity of input graphs and the sparsity of their symmetries to attain scalability. Different from *nauty*-based canonical labeling algorithms, *saucy* only finds graph symmetries, precisely, a generating set of the automorphism

group. All algorithms mentioned above are difficult to deal with real-world massive graphs, and the search tree used are for pruning purposes not for answering SSM queries.

4. THE PREVIOUS ALGORITHMS

In this section, we outline the main ideas of the three state-of-the-art algorithms, namely, *nauty*, *bliss* and *traces*, that enumerate all permutations in the symmetry group S_n , add all permutations γ satisfying $(G^\gamma, \pi^\gamma) = (G, \pi)$ into the automorphism group $\operatorname{Aut}(G, \pi)$ and choose the colored graph (G^γ, π^γ) with the minimum value under some specific function as the canonical labeling. Such enumeration of permutations in S_n is done by a search tree. In the search tree, each node corresponds to a coloring, and each edge is established by individualizing a vertex in a non-singleton cell in the coloring of the parent node. Here, individualizing a vertex means to assign this vertex a unique color. For instance, individualizing vertex 4 in $\pi = [0, 1, 2, 3|4, 5, 6|7]$ results in $\pi' = [0, 1, 2, 3|4|5, 6|7]$. The coloring of the child node is definitely finer than the coloring of the parent node, and each leaf node corresponds to a discrete coloring, which is equivalent to a permutation in S_n . By the search tree, each permutation is enumerated once and only once, which implies that the whole search tree contains as many as $n!$ leaf nodes.

We give the details on the search tree. The search tree, denoted as $\mathcal{T}(G, \pi)$, is a rooted label tree with labels on both nodes and edges. Here, a node-label is a coloring by individualizing from the root to the node concerned, and an edge-label is a vertex in G that is individualized from the node-label of the parent node to the node-label of the child node in $\mathcal{T}(G, \pi)$. Fig. 1(b) shows the search tree $\mathcal{T}(G, \pi)$ constructed by *bliss* for the graph G (Fig. 1(a)), in which a node in $\mathcal{T}(G, \pi)$ is shown as \boxed{x} where x is a node identifier. The node identifiers indicate the order they are traversed. In Fig. 1(b), the root node is labeled by an equitable coloring $[0, 1, 2, 3, 4, 5, 6|7]$, which has 7 child nodes by individualizing one of the vertices in the non-singleton cell. The node $\boxed{1}$ is a child node of the root by individualizing vertex 0 in G . Here, the individualization of 0 is represented as the edge-label of the edge from the root to the node $\boxed{1}$. The node-label of $\boxed{1}$ represents a finer equitable coloring $[6, 5, 4|2|1, 3|0|7]$ comparing the coloring of $[0, 1, 2, 3, 4, 5, 6|7]$ at the root. In $\mathcal{T}(G, \pi)$, the edge-label sequence (or simply sequence) from the root to a node shows the order of individualization. In Fig. 1(b), node $\boxed{3}$ is associated with a sequence 045 and has a node-label coloring $[6|5|4|2|3, 1|0|7]$. In the following, we also use (G, π, ν) to identify a node in the search tree by the sequence ν from the root to the node. The node $\boxed{4}$ is the leftmost leaf node in the search tree with a discrete coloring $\pi_0 = [6|5|4|2|3|1|0|7]$ whose corresponding permutation is $\gamma_0 = (0, 6)(1, 5)(2, 3, 4)$. In $\mathcal{T}(G, \pi)$, the leftmost leaf node (corresponds to a colored graph $(G^{\gamma_0}, \pi^{\gamma_0})$ with some specific permutation γ_0) is taken as a reference node. Any automorphism, $\gamma'\gamma_0^{-1}$, will be discovered when traversing a leaf node with permutation γ' having $(G^{\gamma_0}, \pi^{\gamma_0}) = (G^{\gamma'}, \pi^{\gamma'})$. Here, γ_0^{-1} denotes the inverse element of γ_0 . Reconsider Fig. 1(b), by taking the leftmost leaf node $\boxed{4}$ as a reference node, an automorphism $(1, 3)$ is discovered when traversing the node $\boxed{5}$.

The three state-of-the-art algorithms, *nauty*, *bliss* and *traces* exploit three main techniques, namely, *refinement function* R , *target cell selector* T and *node invariant* ϕ to construct the search tree $\mathcal{T}(G, \pi)$ and prune fruitless subtrees in $\mathcal{T}(G, \pi)$. In brief, the refinement function R aims at pruning subtrees whose leaf nodes cannot result in any automorphisms with the reference node, the

target cell selector T selects a non-singleton cell from a coloring at a node for its children in the search tree, and the node invariant ϕ is designed to prune subtrees where no new automorphisms can be found or the canonical labeling cannot exist.

The refinement function R : For every tree node with a sequence ν (the edge-label sequence from the root to the node), the refinement function, $R : \mathcal{G} \times \Pi \times V^* \rightarrow \Pi$, specifies an equitable coloring corresponding to ν and π . In specific, the refinement is done by giving the vertices in the sequence unique colors and then inferring a coloring of the other vertices s.t., the resulting coloring is equitable. Mathematically, a refinement function is a function, $R : \mathcal{G} \times \Pi \times V^* \rightarrow \Pi$, such that for any $G \in \mathcal{G}$, $\pi \in \Pi$ and $\nu \in V^*$, we have the following. (i) $R(G, \pi, \nu) \preceq \pi$. (ii) If $v \in \nu$, then $\{v\}$ is a cell of $R(G, \pi, \nu)$. (iii) For any $\gamma \in S_n$, $R(G^\gamma, \pi^\gamma, \nu^\gamma) = R(G, \pi, \nu)^\gamma$.

Revisit the search tree $\mathcal{T}(G, \pi)$ in Fig. 1(b). Refinement function R refines the empty sequence and the unit coloring of the root node by differentiating vertex 7 from the others in G (Fig. 1(a)). The node $\boxed{1}$ can be identified by a sequence 0 from the root. $R(G, \pi, 0)$ individualizes vertex 0 from the coloring associated with root node, i.e., $[0, 1, 2, 3, 4, 5, 6|7]$, resulting in $[1, 2, 3, 4, 5, 6|0|7]$, which is further refined to an equitable coloring $[6, 5, 4|2|1, 3|0|7]$.

Target cell selector T : For a tree node (G, π, ν) that is identified by a sequence ν , the target cell selector $T : \mathcal{G} \times \Pi \times V^* \rightarrow 2^V$ selects a non-singleton cell from the coloring by $R(G, \pi, \nu)$ to specify its children, where each child node is generated by individualizing a vertex in the non-singleton cell selected, if the coloring $R(G, \pi, \nu)$ is not discrete. Mathematically, a target cell selector is a function, $T : \mathcal{G} \times \Pi \times V^* \rightarrow 2^V$, such that for any $G \in \mathcal{G}$, $\pi \in \Pi$ and $\nu \in V^*$, the following three holds. (i) If $R(G, \pi, \nu)$ is discrete, then $T(G, \pi, \nu) = \emptyset$. (ii) If $R(G, \pi, \nu)$ is not discrete, then $T(G, \pi, \nu)$ is a non-singleton cell of $R(G, \pi, \nu)$. (iii) For any $\gamma \in S_n$, $T(G^\gamma, \pi^\gamma, \nu^\gamma) = T(G, \pi, \nu)^\gamma$.

The choice of a target cell has a significantly effect on the shape of the search tree. Some [26] uses the first smallest non-singleton cell, while some others [18] use the first non-singleton cell regardless of the size. In Fig. 1(b), we follow the suggestion of [18]. For instance, target cell selector T on the node $\boxed{1}$ chooses the first non-singleton cell $\{6, 5, 4\}$, and generates three child nodes ($\boxed{2}$, $\boxed{7}$, and $\boxed{9}$) by individualizing vertices 4, 5, and 6, respectively.

Node invariant ϕ : It assigns each node in the search tree with an element from a totally ordered set, and ϕ is designed with the following properties: (a) ϕ is isomorphic-invariant on tree nodes, i.e., $\phi(G^\gamma, \pi^\gamma, \nu^\gamma) = \phi(G, \pi, \nu)$ for any $\gamma \in S_n$; (b) ϕ acts as a *certificate* on leaf nodes, i.e., two leaf nodes share the same value under ϕ iff they are isomorphic; (c) ϕ retains the partial ordering between two subtrees rooted at the same level. Mathematically, let Ω be some totally ordered set. A node invariant is a function, $\phi : \mathcal{G} \times \Pi \times V^* \rightarrow \Omega$, such that for any $\pi \in \Pi$, $G \in \mathcal{G}$, and distinct $\nu, \nu' \in \mathcal{T}(G, \pi_0)$, we have the following. (i) If $|\nu| = |\nu'|$, and $\phi(G, \pi, \nu) < \phi(G, \pi, \nu')$, then for every leaf $\nu_1 \in \mathcal{T}(G, \pi, \nu)$ and leaf $\nu'_1 \in \mathcal{T}(G, \pi, \nu')$, we have $\phi(G, \pi, \nu_1) < \phi(G, \pi, \nu'_1)$; (ii) If $\pi = R(G, \pi, \nu)$ and $\pi' = R(G, \pi, \nu')$ are discrete, then $\phi(G, \pi, \nu) = \phi(G, \pi, \nu') \Leftrightarrow G^\pi = G^{\pi'}$; (iii) For any $\gamma \in S_n$, we have $\phi(G^\gamma, \pi^\gamma, \nu^\gamma) = \phi(G, \pi, \nu)$. By the node invariant ϕ , three types of pruning operations are possible. (1) $P_A(\nu, \nu')$ removes subtree $\mathcal{T}(G, \pi, \nu')$ that contains no automorphisms with the reference node, when $\phi(G, \pi, \nu')$ on some node ν' does not equal to $\phi(G, \pi, \nu)$. Here, ν is the node on the leftmost path having $|\nu| = |\nu'|$. (2) $P_B(\nu, \nu')$ removes subtree $\mathcal{T}(G, \pi, \nu')$ that does

not contain the canonical labeling, when $\phi(G, \pi, \nu') < \phi(G, \pi, \nu)$. Here ν is the node on the path whose leaf node is chosen as the current canonical labeling, and $|\nu| = |\nu'|$. (3) $P_C(\nu, \nu')$ removes subtree $\mathcal{T}(G, \pi, \nu')$ that contains no new automorphisms, when $\nu' = \nu^\gamma$ where γ is an automorphism discovered or can be composed by discovered automorphisms.

5. AN OVERVIEW OF OUR APPROACH

Previous algorithms enumerate all permutations and select the minimum $(G, \pi)^\gamma$ as the canonical labeling $C(G, \pi)$. There are two things. The first is that the algorithms use the minimum $(G, \pi)^\gamma$ as the target to prune candidates during the enumeration, and the second is that the minimum $(G, \pi)^\gamma$ is used for any graph. From a different angle, we consider if we can use the k -th minimum $(G, \pi)^\gamma$ as the canonical labeling $C(G, \pi)$, where the minimum $(G, \pi)^\gamma$ is a special case when $k = 1$. Recall that $(G, \pi)^\gamma$ is represented as the sorted edge list, in other words, all possible $(G, \pi)^\gamma$ form a totally ordered set. We observe that there is no need to fix a certain k for any graph or even to know what the k value is when computing the canonical labeling. We only need to ensure that there is such a k value based on which two graphs are isomorphic iff their corresponding k -th minimum $(G, \pi)^\gamma$ are the same. Different from previous algorithms which are designed to prune candidates, we take a divide-and-conquer approach to partition a graph. We discuss an axis by which a graph is divided, the AutoTree $\mathcal{AT}(G, \pi)$ and its construction.

Axis: We partition (G, π) into a set of vertex disjoint subgraphs, $\{(g_1, \pi_1), (g_2, \pi_2), \dots, (g_k, \pi_k)\}$. We ensure that by the partition, all automorphisms in (G, π) can be composed by the automorphisms in every (g_i, π_i) , and the isomorphisms between subgraphs (g_i, π_i) and (g_j, π_j) . In other words, the automorphisms in (g_i, π_i) and the isomorphisms between (g_i, π_i) and (g_j, π_j) form a generating set for the automorphism group of (G, π) . We then compute canonical labeling $C(G, \pi)$ by $C(g_i, \pi_i)$ for every (g_i, π_i) .

We discuss how to partition (G, π) into subgraphs by symmetry according to an axis, which satisfies the requirements mentioned above. Note that two subgraphs, (g_i, π_i) , (g_j, π_j) , are symmetric in (G, π) , if there is an automorphism γ that maps (g_i, π_i) to (g_j, π_j) . The **axis** by γ includes all vertices v having $v^\gamma = v$, since they are invariant under γ . We partition (G, π) by such an axis. By removing vertices in the axis and their adjacent edges from (G, π) , (g_i, π_i) and (g_j, π_j) are connected components, and all symmetries by γ in (G, π) are preserved due to the fact that (g_i, π_i) and (g_j, π_j) are isomorphic. We preserve all symmetries by any such automorphism γ with an equitable coloring. Recall that, in an equitable coloring, vertices in singleton cells cannot be automorphic to any other vertices, and thus such vertices, as the common part of all axes, preserve the symmetries of $\text{Aut}(G, \pi)$.

The AutoTree $\mathcal{AT}(G, \pi)$: We illustrate the main idea of our approach in Fig. 2. First, graph (G, π) is divided into a set of vertex disjoint colored subgraphs $\{(g_1, \pi_1), \dots, (g_k, \pi_k)\}$. Such partition can be achieved by common symmetries given in an equitable coloring obtained by a refinement function R on (G, π) . Giving canonical labeling $C(g_i, \pi_i)$ for every subgraph (g_i, π_i) , all subgraphs can be sorted and divided into subsets, where subgraphs having the same canonical labeling are grouped in a subset (divided by vertical dash lines in Fig. 2). The subgraphs in the same subset are symmetric in (G, π) since they are partitioned by symmetry. For instance, in Fig. 2, suppose two subgraphs (g_1, π_1) and (g_2, π_2) are with the same canonical labeling, then they are in the same subset. They are isomorphic, and there is a permutation γ_{12} such that $(g_1, \pi_1)^{\gamma_{12}} = (g_2, \pi_2)$ by definition. In gen-

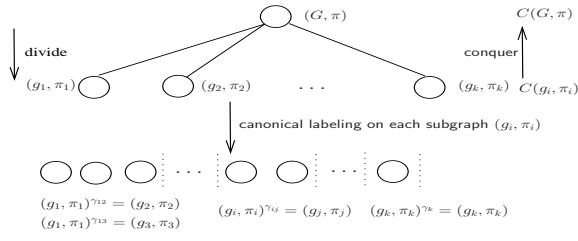


Figure 2: An Overview of Our Approach

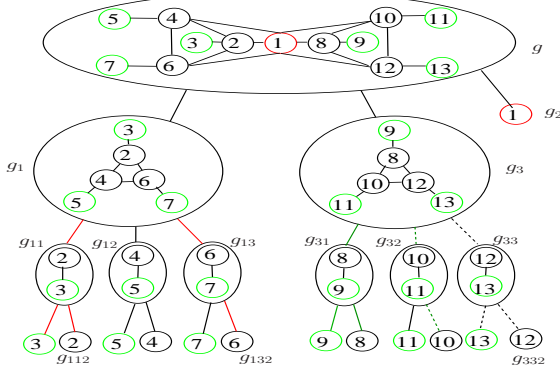


Figure 3: An AutoTree Example

eral, for $(g_i, \pi_i)^{\gamma_{ij}} = (g_j, \pi_j)$, such γ_{ij} will derive an automorphism in $Aut(G, \pi)$, and in addition, every automorphism in a single subgraph (g_i, π_i) is also an automorphism in $Aut(G, \pi)$. In such sense, we have a generating set of the automorphism group $Aut(G, \pi)$, i.e., $Aut(G, \pi)$ is completely preserved. Note that, two graphs, (G, π) and (G', π') , are isomorphic, iff they generate the same sorted subgraph sets, resulting in the same canonical labeling. As a consequence, *DviCL* discovers the k -th minimum $(G, \pi)^\gamma$ as the canonical labeling.

Canonical labeling of each subgraph (g_i, π_i) can be obtained in the same manner, which results in a tree index. In the tree, each node is associated with automorphism group and canonical labeling and child nodes of each non-leaf node are sorted by canonical labeling. We call such an ordered tree an *AutoTree*, denoted as $\mathcal{AT}(G, \pi)$, for given graph (G, π) . Such an AutoTree benefits to discovering the automorphism group $Aut(G, \pi)$ and the canonical labeling $C(G, \pi)$.

We explain key points of AutoTree $\mathcal{AT}(g, \pi)$, using an example in Fig. 3. Here, we assume the coloring π associated with the colored graph (g, π) is equitable, and show how the AutoTree is constructed for such a colored graph. As shown in Fig. 3, the entire graph g is represented by the root. There are 3 colors in the equitable coloring. Here, two vertices have the same color if they are in the same cell in π . First, vertex 1 in the singleton cell in π acts as an axis for g and partitions g into three subgraphs g_1 (left), g_2 (right), and g_3 (mid), where g_2 consists of a single vertex 1. Second, we construct sub-AutoTree rooted at g_1 . We find that there is a complete subgraph, $g' \subseteq g_1$, over all vertices $\{2, 4, 6\}$ that have the same color. We observe that the automorphism group of g_1 will not be affected without the edges in g' , and further divide g_1 into g_{11} (left), g_{12} (mid), and g_{13} (right). Here, we consider the set of $\{2, 4, 6\}$ as an additional axis (a_{11}) for g_1 . Third, consider g_{11} as an example, it will be divided into another 2 subgraphs, each contains a vertex having unique color in g_{11} . In $\mathcal{AT}(g, \pi)$, two vertices, 2 and 6 are automorphic, because $2 \in g_{112}$, $6 \in g_{132}$, and g_{112} and g_{132} are isomorphic and symmetric according to the axis a_{11} . Similarly, 2 and 12 are automorphic, because $2 \in g_{112}$,

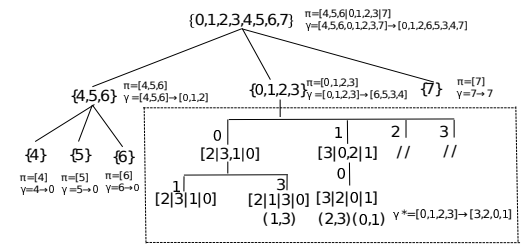


Figure 4: AutoTree for the graph G in Fig. 1(a).

$12 \in g_{332}$, and g_{112} and g_{332} are isomorphic and are symmetric according to the axis a_1 .

We discuss the key property of AutoTree $\mathcal{AT}(G, \pi)$. For any two automorphic vertices u and u' , the axes recursively divide, u and u' , into a series of subgraph pairs $((g_1, g'_1), (g_2, g'_2), \dots, (g_k, g'_k))$ such that (1) $g_1 \supset g_2 \supset \dots \supset g_k$ and $g'_1 \supset g'_2 \supset \dots \supset g'_k$, (2) (g_k, π_k) and (g'_k, π'_k) are leaf nodes in $\mathcal{AT}(G, \pi)$, and (3) g_i and g'_i are isomorphic and symmetric in G . For instance, the two automorphic vertices, 2 and 12, in Fig. 3 are divided into subgraph pairs $((g_1, g_3), (g_{11}, g_{33}), (g_{112}, g_{332}))$. In other words, for any two automorphic vertices, they must be in two leaf nodes in AutoTree, whose corresponding subgraphs have the same canonical labeling and are symmetric. As a consequence, automorphisms between vertices can be detected by comparing canonical labeling of leaf nodes containing these vertices. As can be observed in the experiments, (1) most vertices in G are in singleton cells, (2) non-singleton leaf nodes in $\mathcal{AT}(G, \pi)$ are small in size. By $\mathcal{AT}(G, \pi)$, automorphisms between vertices can be efficiently detected. It is worth mentioning that, in the existing approaches, determining whether two vertices are automorphic need to compare a set of permutations. The generation of canonical labeling $C(G, \pi)$, as we will discuss, can be done in a bottom-up manner, where the canonical labeling of a non-leaf node in $\mathcal{AT}(G, \pi)$ can be done by combining canonical labeling of its child nodes, which significantly reduces the cost.

$\mathcal{AT}(G, \pi)$ is a sorted tree. In $\mathcal{AT}(G, \pi)$, the root represents (G, π) , and every node represents a subgraph (g, π_g) . Here, g is a subgraph of G induced by $V(g)$ and π_g is the projection of π on $V(g)$. Note that $\pi_g(v) = \pi(v)$ for any $v \in g$ and any $g \subset G$. Each node (g, π_g) in $\mathcal{AT}(G, \pi)$ is associated with canonical labeling $C(g, \pi_g)$, or equivalently, a permutation γ_g generating $C(g, \pi_g)$, i.e., $(g, \pi_g)^{\gamma_g} = C(g, \pi_g)$. For any singleton subgraph $g = \{v\}$, we define $C(g, \pi_g) = (v^{\gamma_g}, v^{\gamma_g}) = (\pi(v), \pi(v))$. Permutation γ_g can be generated for a node (g, π_g) in three cases: (a) γ_g is trivially obtained for a singleton leaf node, (b) γ_g is generated with canonical labeling achieved by any existing algorithm (e.g., *nauty*, *bliss* and *traces*) for a non-singleton leaf node, and (c) γ_g is generated by combining all canonical labeling of g 's children. The canonical labeling of the root node is the one of the given graph. Automorphisms of (G, π) can be discovered between two nodes with the same canonical labeling and automorphisms of each subgraph.

Fig. 4 shows the AutoTree $\mathcal{AT}(G, \pi)$ constructed for the graph G in Fig. 1(a). A node in $\mathcal{AT}(G, \pi)$ represents a subgraph (g, π_g) , by its $V(g)$ together with its permutation γ_g . Consider the three leaf nodes (singletons) from the left (i.e., the three one-vertex subgraphs), $\{4\}$, $\{5\}$, and $\{6\}$, with coloring $\pi_g = [4]$, $\pi_g = [5]$, $\pi_g = [6]$, respectively. The permutations for the three subgraphs are, $\gamma = 4 \rightarrow 0$, $\gamma = 5 \rightarrow 0$, and $\gamma = 6 \rightarrow 0$. Vertices 4, 5 and 6 are mutually automorphic since these three leaf nodes have the same canonical labeling. The permutation for the parent of the three singletons is $\gamma = [4, 5, 6] \rightarrow [0, 1, 2]$ by combining the

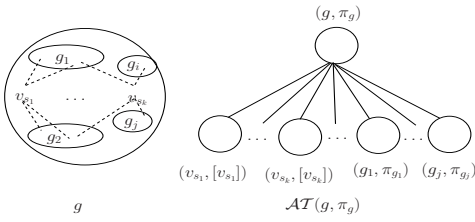


Figure 5: The Overview of Algorithm *DivideI*

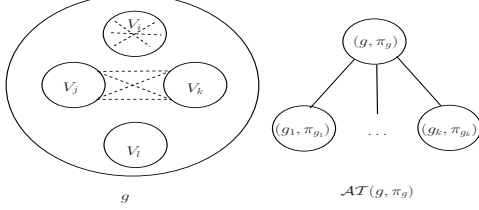


Figure 6: The Overview of Algorithm *DivideS*

canonical labeling of the three singletons. Subgraph $\{4, 5, 6\}$ does not have symmetric counterparts since there exist no other nodes having the same canonical labeling. The 4th leaf node from the left is non-singleton, since it cannot be further divided. We use *bliss* to obtain its permutation, in dashed rectangle.

In an AutoTree, the permutation γ_g for (g, π_g) , is done as follows. First, $v^{\gamma_g} = \pi(v)$ is generated for a singleton leaf node with $\{v\}$. For example, for the 2nd leaf node from the left of $\{5\}$ in Fig. 4, $\pi(5) = 0$ which indicates the cell in the coloring where 5 exists. Second, γ_g is generated by an existing algorithm for a non-singleton node. For example, the 4th leaf node from the left in Fig. 4 is a non-singleton. its permutation γ_g is obtained by a back-track search tree constructed using an existing algorithm. Third, γ_g for a non-leaf node is determined by those of its child nodes.

The AutoTree $\mathcal{AT}(G, \pi)$ Construction: We design an algorithm *DviCL* to construct an AutoTree $\mathcal{AT}(G, \pi)$ by divide-and-conquer. In the divide phase, *DviCL* divides (G, π) into a set of subgraphs (g_i, π_{g_i}) , each consists of a child node of (G, π) in $\mathcal{AT}(G, \pi)$. *DviCL* recursively construct AutoTree $\mathcal{AT}(g_i, \pi_{g_i})$ rooted at (g_i, π_{g_i}) . In the combine phase, *DviCL* determines the canonical labeling of (G, π) by the canonical labeling of its child nodes (g_i, π_{g_i}) . In the divide phase, two algorithms are used to divide (g, π_g) , namely, *DivideI* and *DivideS*, by removing edges in g that have no influence in determining the automorphism group and the canonical labeling of (g, π_g) . Consider Fig. 3. *DivideI* is to remove edges by finding singleton cells in π_g (e.g., the vertex 1 in g), whereas *DivideS* is to remove edges by complete subgraphs or complete bipartite subgraphs (e.g., the complete subgraph in g_1). A leaf node in $\mathcal{AT}(G, \pi)$ is a node that cannot be divided by *DivideI* or *DivideS*.

An overview is shown in Fig. 5 for *DivideI*. In Fig. 5, the left shows a tree node (g, π_g) where vertices v_{s_i} are in singleton cells in π_g , and the right shows the child nodes constructed for (g, π_g) by *DivideI*. Isolating singleton cells in π_g is to remove dashed edges in g and partition g into a set of connected components g_i .

$$(g, \pi_g) \rightarrow \bigcup_i (v_{s_i}, [v_{s_i}]) \cup \bigcup_j (g_j, \pi_{g_j})$$

Here, each $(v_{s_i}, [v_{s_i}])$ represents a one-vertex colored subgraph as a result from a singleton cell in π_g , and each (g_j, π_{g_j}) is a connected component of (g, π_g) .

An overview is shown in Fig. 6 for *DivideS*. In Fig. 6, the left shows a subgraph (g, π_g) whose vertices are in 4 different cells, V_i, V_j, V_k , and V_l . The right shows the child nodes constructed for the node that represents (g, π_g) by *DivideS*. *DivideS* removes edges

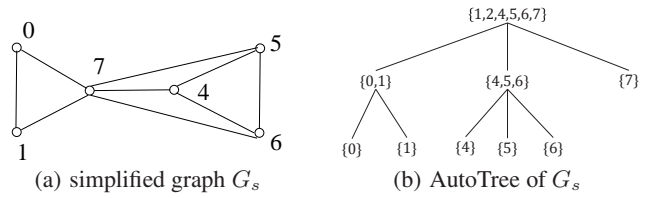


Figure 7: Simplified graph and its AutoTree

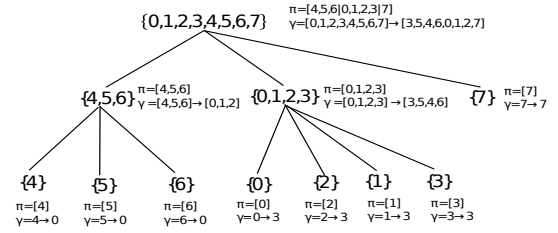


Figure 8: AutoTree by *DviCL* for G (Fig. 1(a)) on Fig. 7(a)(b).

for 2 cases. First, *DivideS* removes all edges from the induced subgraph over the cell V_i if it is a complete subgraph. Second, *DivideS* removes all edges between 2 different colors V_j and V_k if there is a complete bipartite subgraph between all vertices in V_j and all vertices in V_k . Removing such edges does not affect the automorphism group $Aut(g, \pi_g)$. By removing such edges, (g, π_g) can be possibly divided into several disconnected components (g_i, π_i) . We have

$$(g, \pi_g) \rightarrow \bigcup_k (g_k, \pi_{g_k})$$

In the combine phase, *DviCL* generates the permutation γ_g for the node (g, π_g) in AutoTree. Note that permutation γ_g is the one that produces the canonical labeling $C(g, \pi_g)$. First, consider the base case when (g, π_g) is a leaf node in $\mathcal{AT}(G, \pi)$. If (g, π_g) is a singleton leaf node (e.g., $g = \{v\}$), we define $g^{\gamma_g} = \pi(v)$. If (g, π_g) is a non-singleton leaf node, we obtain γ_g by *CombineCL*. Here, *CombineCL* first applies an existing approach to generate a canonical labeling γ^* for (g, π_g) . With γ^* , vertices sharing the same color, i.e., in the same cell in π_g , are differentiated by the ordering introduced by γ^* . Second, consider the case when (g, π_g) is a non-leaf node. *CombineST* exploits the canonical labeling of the child nodes of (g, π_g) (i.e., γ_{g_i} and $(g_i, \pi_{g_i})^{\gamma_{g_i}}$ of (g_i, π_{g_i})) to determine an ordering that can differentiate vertices in the same cell in π_g , and obtains γ_g in a similar manner.

6. THE NEW APPROACH

We give our *DviCL* algorithm in Algorithm 1. Given a colored graph (G, π) , *DviCL* constructs an AutoTree $\mathcal{AT}(G, \pi)$ for (G, π) (Line 4). Note that the canonical labeling $C(G, \pi)$ at the root of $\mathcal{AT}(G, \pi)$ acts as the canonical labeling of the given graph. In *DviCL*, the given coloring π is refined to be equitable by a refinement function R , for instance, Weisfeiler-Lehman algorithm [33], and is further exploited to assign each vertex v with color $\pi(v)$ (Line 1-2). Then, *DviCL* applies procedure *cl* to construct AutoTree $\mathcal{AT}(G, \pi)$ (Line 3). We discuss Procedure *cl* in detail. Procedure *cl* constructs $\mathcal{AT}(g, \pi_g)$ rooted at (g, π_g) , for a colored subgraph $(g, \pi_g) \subset (G, \pi)$ following the divide-and-conquer paradigm. $\mathcal{AT}(g, \pi_g)$ is initialized with root node (g, π_g) (Line 6). *cl* divides (g, π_g) into a set of subgraphs (g_i, π_{g_i}) , each consists of a child node of (g, π_g) , utilizing Algorithm *DivideI* (Algorithm 2) and Algorithm *DivideS* (Algorithm 3) (Line 11-12). *cl* recursively

Algorithm 1: DviCL (G, π)

```

1  $\pi = [V_1 | V_2 | \dots | V_k] \leftarrow R(G, \pi);$ 
2  $\pi(v) \leftarrow \sum_{0 \leq j < i} |V_j|$  for each  $v \in V;$ 
3  $\mathcal{AT}(G, \pi) \leftarrow cl(G, \pi);$ 
4 return  $\mathcal{AT}(G, \pi);$ 

5 Procedure  $cl(g, \pi_g)$ 
6 initialize  $\mathcal{AT}(g, \pi_g)$  with root  $(g, \pi_g);$ 
7 if  $g = \{v\}$  then
8    $v^{\gamma_g} \leftarrow \pi(v), C(g, \pi_g) \leftarrow (v^{\gamma_g}, v^{\gamma_g});$  return  $\mathcal{AT}(g, \pi_g);$ 
9 if neither DivideI nor DivideS can disconnect  $(g, \pi_g)$  then
10    $C(g, \pi_g) \leftarrow \text{CombineCL}(g, \pi_g);$  return  $\mathcal{AT}(g, \pi_g);$ 
11  $\bigcup_{1 \leq i \leq k} (g_i, \pi_{g_i}) \leftarrow \text{DivideI}(g, \pi_g)(\text{DivideS}(g, \pi_g));$ 
12 construct tree edges  $((g, \pi_g), (g_i, \pi_{g_i}))$  for all  $i;$ 
13 for  $i$  from 1 to  $k$  do
14    $\mathcal{AT}(g_i, \pi_{g_i}) \leftarrow cl(g_i, \pi_{g_i});$ 
15  $C(g, \pi_g) \leftarrow \text{CombineST}(g, \pi_g);$ 
16 return  $\mathcal{AT}(g, \pi_g);$ 

```

constructs subtrees $\mathcal{AT}(g_i, \pi_{g_i})$ rooted at each (g_i, π_{g_i}) (Line 13-14) and identifies the canonical labeling $C(g, \pi_g)$ for the root node (g, π_g) utilizing Algorithm *CombineST* (Algorithm 5) (Line 15). The base cases occur when either g contains a single vertex (Line 7-8) or (g, π_g) cannot be disconnected by *DivideI* or *DivideS* (Line 9-10). For the former case, obtaining $C(g, \pi_g)$ is trivial. For the latter case, $C(g, \pi_g)$ can be achieved by applying Algorithm *CombineCL* (Algorithm 4), which exploits the canonical labeling γ^* by existing algorithms like *bliss*.

6.1 Optimized by Structural Equivalence

Recall that structural equivalent vertices must be automorphic equivalent. Such property can be applied to simplify (G, π) and improve the performance of *DviCL*. Specifically, vertices in V are partitioned into a number of structural equivalent subsets. Vertices in each non-singleton subset S are simplified by retaining only one vertex v in the subset, and the colored graph (G, π) is simplified accordingly. When constructing *AutoTree*, the leaf node containing v is extended either by adding a number of sibling leaf nodes, each contains a vertex in S if the leaf node containing v is singleton, or by adding vertices in S to the subgraph of the leaf node otherwise.

Fig. 7(a) and Fig. 7(b) illustrate the simplified graph G_s of the graph G in Fig. 1(a) and its *AutoTree*, respectively. For simplicity, *AutoTree* in Fig. 7(b) contains the tree structure without any information such as canonical labeling on each tree node. In the example graph G , shown in Fig. 1(a), there are two non-singleton structural equivalent subsets, $\{0, 2\}$ and $\{1, 3\}$. Therefore, in the simplified graph G_s , shown in Fig. 7(a), vertices 2 and 3 along with their adjacent edges are removed. Based on the simplified graph and its *AutoTree* $\mathcal{AT}(G_s, \pi_s)$, the *AutoTree* $\mathcal{AT}(G, \pi)$ of (G, π) is constructed by extending leaf nodes containing vertices 0 and 1, shown in Fig. 8. It is worth noting that different approaches, or even different implementations, can generate different canonical labeling, while each approach, or implementation, will generate the same canonical labeling for isomorphic graphs. For instance, the canonical labeling of the root nodes in Fig. 4 and Fig. 8 are different.

6.2 DivideI and DivideS

We show *DivideI* and *DivideS* in Algorithm 2 and Algorithm 3. Both algorithms take a colored graph (g, π_g) as input and attempt to divide (g, π_g) into a set of subgraphs (g_i, π_{g_i}) . *DivideI* isolates each singleton cell $\{v_{s_i}\}$ in π_g as a colored subgraph $(v_{s_i}, [v_{s_i}])$ of (g, π_g) (Line 2-3). Each connected component g_i due to the isolation results in a colored subgraph (g_i, π_{g_i}) of (g, π_g) (Line 4-5). On the other hand, *DivideS* divides (g, π_g) based on Theorem 6.2

(Line 1-6). Similar to *DivideI*, each connected component g_i results in a colored subgraph (g_i, π_{g_i}) of (g, π_g) (Line 8-9).

We first discuss properties of refinement function R . In *DviCL*, we apply Weisfeiler-Lehman algorithm [33] as the refinement function R . As proved by [33], only vertices in the same cell in the resulting equitable coloring π can probably be automorphic equivalent. In *DviCL*, only the coloring π for G is achieved by the refinement function R , all the other colorings, i.e., π_g for subgraphs g , are obtained by projecting π on $V(g)$. The following theorem proves the equivalence between projecting π on $V(g)$ and applying R on (g, π_g) .

Theorem 6.1: π_g , the projection of π on $V(g)$ by *DivideI* and *DivideS*, inherits the properties of π . Specifically, (1) only vertices in the same cell in π_g can be automorphic equivalent. (2) π_g is equitable with respect to g .

Proof Sketch: The first property can be proved trivially. We focus on the second property, and prove the claim based on the mathematical induction. Assume g is a connected component in g' that emerges due to either *DivideI* or *DivideS*, and $\pi_{g'}$ satisfies the second property. In either case, the edges removed are those between two cells in $\pi_{g'}$. Then for any two vertices in the same cell in π_g , they either retain all neighbors or remove all neighbors in any cell in $\pi_{g'}$, i.e., π_g is equitable with respect to g . \square

Lemma 6.1: Given a graph (g, π_g) . For any cell $V_i \in \pi_g$, if the subgraph induced by V_i is a clique, removing edges among vertices in V_i , i.e., $E_i = \{(u, v) | u, v \in V_i, u \neq v\} \cap E(g)$, will not influence the automorphism group of (g, π_g) .

Proof Sketch: : Let g' denote the graph after removing edges E_i from g , and $\text{Aut}(g', \pi_{g'})$ denote its automorphism group. By Theorem 6.1, $\pi_{g'} = \pi_g$. For simplicity, we will use π_g for $\pi_{g'}$ below.

Consider automorphisms $\gamma \in \text{Aut}(g, \pi_g)$, $\gamma' \in \text{Aut}(g', \pi_g)$. We prove $\gamma \in \text{Aut}(g', \pi_g)$ and $\gamma' \in \text{Aut}(g, \pi_g)$, respectively. We prove $\gamma' \in \text{Aut}(g, \pi_g)$, and $\gamma \in \text{Aut}(g', \pi_g)$ can be proved in the similar manner. Consider $v \in V_i$. Since v and $v\gamma'$ are automorphic, v and $v\gamma'$ must be in the same cell in π_g , i.e., $v\gamma' \in V_i$, implying that $V_i^{\gamma'} = V_i$. As a consequence, for any edge $(u, v) \in E_i$, $(u\gamma', v\gamma') \in E_i$. Therefore, $(g, \pi_g)^{\gamma'} = (g, \pi_g)$, i.e., $\gamma' \in \text{Aut}(g, \pi_g)$. \square

Lemma 6.2: Given a colored graph (g, π_g) . For any two cells V_i and V_j in π_g , let E_{ij} denotes the edges between V_i and V_j , i.e., $E_{ij} = \{(u, v) | u \in V_i, v \in V_j\} \cap E(g)$. If the subgraph $(V_i \cup V_j, E_{ij})$ is a complete bipartite graph, removing edges E_{ij} will not influence the automorphism group of (g, π_g) .

Proof Sketch: The proof is similar to that of Lemma 6.1. \square

Note that *DivideI* is a special case of Lemma 6.2.

Theorem 6.2: Given a colored graph (g, π_g) , applying *DivideI* and *DivideS* on (g, π_g) retains the automorphism group of (g, π_g) . In other words, removing the following two classes of edges will not influence $\text{Aut}(g, \pi_g)$: (1) edges among vertices in V_i , i.e., $E_i = \{(u, v) | u, v \in V_i, u \neq v\} \cap E(g)$, if the subgraph induced by V_i is a clique. (2) edges between V_i and V_j , i.e., $E_{ij} = \{(u, v) | u \in V_i, v \in V_j\} \cap E(g)$, if the subgraph $(V_i \cup V_j, E_{ij})$ is a complete bipartite graph.

Proof Sketch: It can be proved by Lemma 6.1, Lemma 6.2.

Lemma 6.3: Given two isomorphic graphs (G, π) and (G', π') , if they are simplified by either *DivideI* or *DivideS*, then the remaining graphs are isomorphic. Specifically, each remaining graph can be partitioned into a subgraph set, i.e., $\{(g_i, \pi_{g_i})\}$ for (G, π) and

Algorithm 2: DivideI (g, π_g)

```

1  $S \leftarrow \emptyset$ ;
2 for each singleton cell  $\{v_{s_i}\}$  in  $\pi_g$  do
3    $S \leftarrow S \cup \{(v_{s_i}, [v_{s_i}])\}$ ;  $g \leftarrow g \setminus v_{s_i}$ ;
4 for each connected component  $g_i$  in  $g$  do
5    $S \leftarrow S \cup \{(g_i, \pi_{g_i})\}$ ;
6 return  $S$ ;

```

Algorithm 3: DivideS (g, π_g)

```

1 for each cell  $V_i \in \pi_g$  do
2   if  $V_i$  induces a clique then
3      $\quad$  remove all edges between vertices in  $V_i$ ;
4 for any two distinct cells  $V_i$  and  $V_j$  in  $\pi_g$  do
5   if edges between  $V_i$  and  $V_j$  consist a complete bipartite graph then
6      $\quad$  remove all edges between  $V_i$  and  $V_j$ ;
7  $S \leftarrow \emptyset$ ;
8 for each connected component  $g_i$  in  $g$  after removing edges do
9    $S \leftarrow S \cup \{(g_i, \pi_{g_i})\}$ ;
10 return  $S$ ;

```

$\{(g'_i, \pi'_{g_i})\}$ for (G', π') , and the two subgraph sets can be sorted such that $(g_i, \pi_{g_i}) \cong (g'_i, \pi'_{g_i})$.

Proof Sketch: Similar to the proof of automorphism retainment, i.e., Lemma 6.1 and Lemma 6.2, we prove that each edge set removal will retain any isomorphism between (G, π) and (G', π') . Without loss of generality, we prove the case when removing edges E_i from (G, π) and removing E'_i from (G', π') simultaneously. Here, E_i and E'_i are the same as defined in Lemma 6.1, and vertices in the corresponding cells V_i and V'_i have the same color. Such property can be easily extended to prove Lemma 6.3.

Let (g, π_g) and $(g', \pi_{g'})$ denote the remaining graph after removing E_i from (G, π) and E'_i on (G, π) and (G', π') , respectively. Here, $\pi_g = \pi$ and $\pi_{g'} = \pi'$ by Theorem 6.1. Denote γ as an arbitrary isomorphism between (G, π) and (G', π') , i.e., $(G, \pi)^\gamma = (G', \pi')$. We prove that $(g, \pi_g)^\gamma = (g', \pi_{g'})$. First, by isomorphism, we have $V_i^\gamma = V'_i$. Since both V_i and V'_i induce complete subgraphs, for any edge $(u, v) \in E_i$, $(u, v)^\gamma \in E'_i$. As a consequence, $E_i^\gamma = E'_i$. Second, since $(g, \pi_g)^\gamma = ((G^\gamma \setminus E_i^\gamma), \pi)$, $(g', \pi_{g'}) = ((G' \setminus E'_i), \pi')$ we have $(g, \pi_g)^\gamma = (g', \pi_{g'})$. \square

Theorem 6.3: Given two isomorphic graphs (G, π) , (G', π') , the structure of $AT(G, \pi)$ and $AT(G', \pi')$ are the same. Here, the structure of an *AutoTree* is a tree without any labels.

Proof Sketch: The proof can be constructed by mathematical induction on each tree node with Lemma 6.3. \square

Time complexity of DivideI and DivideS: Easy to see, the time complexity of *DivideI* is $O(m)$ as each component of *DivideI* costs $O(m)$. We focus on the time complexity of *DivideS*. Recall that a coloring π is equitable with respect to a graph G , if for all vertices $v_i, v_j \in V_i$, they have the same number of neighbors in V_j . Such property can be utilized to accelerate *DivideS*. Specifically, *DivideS* assigns each cell V_i with a vector, where each element maintains the number of neighbors of each vertex $v \in V_i$ in V_j . Then checking if V_i consists a clique is equivalent to checking if the i -th element in the vector equals $|V_i| - 1$. Checking whether V_i and V_j consists a biclique is equivalent to checking if the j -th element in the vector equals $|V_j|$. Therefore, each component of *DivideS* also costs $O(m)$, i.e., *DivideS* costs $O(m)$.

6.3 CombineCL and CombineST

Algorithm 4: CombineCL (g, π_g)

```

1  $\gamma^* \leftarrow \text{bliss}(g, \pi_g)$ ;
2 for each vertex  $v \in V(g)$  do
3    $\quad v^{\gamma^g} \leftarrow \pi(v) + |\{u | \pi_g(u) = \pi_g(v), u^{\gamma^*} < v^{\gamma^*}\}|$ ;
4  $C(g, \pi_g) = (g, \pi_g)^{\gamma^g}$ ;
5 return  $C(g, \pi_g)$ ;

```

We discuss algorithms *CombineCL* and *CombineST*, which generate the canonical labeling $C(g, \pi_g)$ for the input colored graph (g, π_g) . *CombineCL*, shown in Algorithm 4, generates γ_g for a non-singleton leaf node exploiting the canonical labeling γ^* obtained by existing approaches (Line 1). γ^* introduces a total order among vertices in the same cell in π_g , resulting in the canonical labeling γ_g , along with vertex color $\pi(v)$ due to π (Line 2-3). Canonical labeling $C(g, \pi_g)$ can be trivially obtained as $(g, \pi_g)^{\gamma_g}$ (Line 4). On the other hand, *CombineST*, shown in Algorithm 5, generates γ_g for a non-leaf node by combining canonical labeling of its child nodes (g_i, π_{g_i}) . Canonical labeling $C(g_i, \pi_{g_i})$ introduces a total order between vertices in different subgraphs (Line 1-2) and canonical labeling γ_{g_i} introduce a total order among vertices in the same subgraph (g_i, π_{g_i}) (Line 3). These two orders determines a total order between vertices in the same cell in π_g , resulting in the canonical labeling γ_g for (g, π_g) (Line 4-5), in the similar manner. Canonical labeling $C(g, \pi_g)$ can be obtained by as $(g, \pi_g)^{\gamma_g}$ (Line 6).

Lemma 6.4: For two leaf nodes (g_1, π_{g_1}) and (g_2, π_{g_2}) in *AutoTree*, if they are symmetric in (G, π) , i.e., there is a permutation $\gamma \in \text{Aut}(G, \pi)$ such that $(g_1, \pi_{g_1})^\gamma = (g_2, \pi_{g_2})$, $C(g_1, \pi_{g_1}) = C(g_2, \pi_{g_2})$ by Algorithm *CombineCL*.

Proof Sketch: The proof is trivial when (g_1, π_{g_1}) and (g_2, π_{g_2}) are singleton, since the vertices are in the same cell in π .

We focus on the case when (g_1, π_{g_1}) and (g_2, π_{g_2}) are non-singleton. For ease of discussion, we assume vertices in g_1 and g_2 are relabeled from 1 to k , respectively. Here $k = |V(g_1)| = |V(g_2)|$. Since (g_1, π_{g_1}) and (g_2, π_{g_2}) are symmetric in (G, π) , they are isomorphic, i.e., $(g_1, \pi_{g_1})^{\gamma_1} = (g_2, \pi_{g_2})^{\gamma_2}$. Here, γ_1 and γ_2 are the corresponding permutations by *bliss*. Let $v \in g_1$ and $u \in g_2$ be two vertices having $v^{\gamma_1} = u^{\gamma_2}$, we prove $v^{\gamma_{g_1}} = u^{\gamma_{g_2}}$. Let $v_1 \in g_1$ and $u_1 \in g_2$ be two vertices having $v_1^{\gamma_1} = u_1^{\gamma_2}$. If $\pi(v_1) = \pi(v)$ and $v_1^{\gamma_1} < v^{\gamma_1}$, then $\pi(u_1) = \pi(v_1) = \pi(v) = \pi(u)$ and $u_1^{\gamma_2} < u^{\gamma_2}$. The reverse also holds, implying that v_1 and u_1 have the same influence on $v^{\gamma_{g_1}}$ and $u^{\gamma_{g_2}}$. If $\pi(v_1) \neq \pi(v)$, then $\pi(u_1) \neq \pi(u)$, i.e., v_1 and u_1 have no, which is also the same, influence on $v^{\gamma_{g_1}}$ and $u^{\gamma_{g_2}}$. As a consequence, $v^{\gamma_{g_1}} = u^{\gamma_{g_2}}$, i.e., $C(g_1, \pi_{g_1}) = C(g_2, \pi_{g_2})$. \square

Lemma 6.5: For two non-leaf nodes (g_1, π_{g_1}) and (g_2, π_{g_2}) , if (g_1, π_{g_1}) and (g_2, π_{g_2}) are symmetric in (G, π) , i.e., there is a permutation $\gamma \in \text{Aut}(G, \pi)$ such that $(g_1, \pi_{g_1})^\gamma = (g_2, \pi_{g_2})$, then $C(g_1, \pi_{g_1}) = C(g_2, \pi_{g_2})$ by *CombineST*.

Proof Sketch: We prove the base case, i.e., child nodes of (g_1, π_{g_1}) and (g_2, π_{g_2}) are leaf nodes, the other cases can be proved by mathematical induction.

First, by Lemma 6.3, child nodes of (g_1, π_{g_1}) and (g_2, π_{g_2}) can be sorted such that each pair (g_i, π_{g_i}) and (g_j, π_{g_j}) are isomorphic. Second, by Lemma 6.4, $C(g_i, \pi_{g_i}) = C(g_j, \pi_{g_j})$. Then for any vertex pairs $v \in g_i$ and $u \in g_j$ having $v^{\gamma_{g_i}} = u^{\gamma_{g_j}}$, we have (1) there are the same number of subgraph pair (g'_i, π'_{g_i}) and (g'_j, π'_{g_j}) that are isomorphic and share the same canonical labeling with (g_i, π_{g_i}) and (g_j, π_{g_j}) , while (g'_i, π'_{g_i}) is sorted before (g_i, π_{g_i}) and (g'_j, π'_{g_j}) is sorted before (g_j, π_{g_j}) ; (2) there are the same number of vertex pairs $v' \in g_i$ and $u' \in g_j$ with

Algorithm 5: CombineST (g, π_g)

```

1 sort child nodes  $(g_i, \pi_{g_i})$  of  $(g, \pi_g)$  in non-descending order of  $C(g_i, \pi_{g_i})$ ;
2 sort vertices in each cell in  $\pi_g$ , s.t.,  $u$  is before  $v$  if  $u \in g_i, v \in g_j, i < j$ ;
3 sort vertices in each cell in  $\pi_{g_i}$ , s.t.,  $u$  is before  $v$  if  $u^{\gamma_{g_i}} < v^{\gamma_{g_i}}$ ;
4 for each vertex  $v \in V(g)$  do
5    $v^{\gamma_g} \leftarrow \pi(v) + |\{u | \pi_g(u) = \pi_g(v), u \text{ is before } v\}|$ ;
6  $C(g, \pi_g) = (g, \pi_g)^{\gamma_g}$ ;
7 return  $C(g, \pi_g)$ ;

```

$v^{\gamma_{g_i}} = u^{\gamma_{g_j}}$, having $v^{\gamma_{g_i}} < v^{\gamma_{g_i}}$ and $u^{\gamma_{g_j}} < u^{\gamma_{g_j}}$. As a consequence, $v^{\gamma_{g_1}} = u^{\gamma_{g_2}}$, in other words, $C(g_1, \pi_{g_1}) = C(g_2, \pi_{g_2})$.

The following theorem gives the correctness of *DviCL*.

Theorem 6.4: *Given two graphs (G_1, π_1) and (G_2, π_2) , they are isomorphic iff the canonical labeling $C(G_1, \pi_1)$ and $C(G_2, \pi_2)$ by *DviCL* satisfy $C(G_1, \pi_1) = C(G_2, \pi_2)$.*

Proof Sketch: We construct an auxiliary graph G containing G_1, G_2 and an vertex u connecting to every vertex in G_1 and G_2 . Easy to see, u is distinct from any other vertices in G , and G_1 and G_2 are symmetric in G . Therefore, the root of the AutoTree $\mathcal{AT}(G, \pi)$ has three child nodes, (u, π_u) , (G_1, π_1) and (G_2, π_2) . According to Lemma 6.4 and Lemma 6.5, $C(G_1, \pi_1) = C(G_2, \pi_2)$. \square

Theorem 6.5: *In (G, π) , if two vertices are symmetric, they are in two leaf nodes in $\mathcal{AT}(G, \pi)$ sharing the same canonical labeling.*

Proof Sketch: It can be proved by Lemma 6.4 and Lemma 6.5, since a leaf node cannot be isomorphic to a non-leaf node. \square

We revisit previous algorithms, e.g., *nauty*, *bliss*, *traces* as well as our approach *DviCL*. As mentioned, previous algorithms enumerate all possible permutations and select the minimum $(G, \pi)^\gamma$ as the canonical labeling. On the other hand, our approach *DviCL* constructs a tree index AutoTree \mathcal{AT} that recursively partitions the given graph (G, π) into subgraphs. By partition, *DviCL* exploits properties of (s, π_s) that enable canonical labeling computation from combining without enumeration. Canonical labeling for each node (s, π_s) in $\mathcal{AT}(G, \pi)$ is either the minimum $(s, \pi_s)^\gamma$, for a leaf node, or the k -th minimum $(s, \pi_s)^\gamma$ obtained by combining the canonical labeling of child nodes, for a non-leaf node. Note that for different tree nodes, the k values are different. As a consequence, *DviCL* returns the k -th minimum $(G, \pi)^\gamma$ as the canonical labeling and ensures that k is the same for isomorphic graphs.

Time complexity of CombineCL and CombineST: For *CombineCL*, easy to see, the most time-consuming parts are invoking existing canonical labeling algorithms to generate γ^* (Line 1) and generating the canonical labeling $C(G, \pi)$ (Line 4). Therefore, the time complexity of *CombineCL* is $O(X + |E(g)| \ln(|E(g)|))$ where X is the time complexity of canonical labeling algorithms. Similarly, the most time-consuming parts of *CombineST* are determining total order between different child nodes of (g, π_g) (Line 1) and generating the canonical labeling (Line 6), since the other parts either cost $O(|V(g)| \log(|V(g)|))$ or cost $O(|V(g)|)$. Therefore, the time complexity of *CombineST* is $O(|E(g)| \ln(|E(g)|))$.

6.4 Symmetric Subgraph Matching

We propose Algorithm *SSM-AT* (Algorithm 6) for SSM, following divide-and-conquer paradigm. *SSM-AT* is designed by the properties of AutoTree \mathcal{AT} . Specifically, two tree nodes sharing the same canonical labeling implies that the two corresponding subgraphs in G are symmetric, and one isomorphism between these two subgraphs can be easily obtained. *SSM-AT* ($G, q, \mathcal{AT}(g)$) finds all symmetric subgraphs of q in the subtree of \mathcal{AT} that rooted at g , i.e., in a subgraph g of G . *SSM-AT* first finds the minimal subgraph, a tree node n_q in \mathcal{AT} , that contains q (Line 1). Then,

Algorithm 6: SSM-AT ($G, q, \mathcal{AT}(g)$)

```

1 find tree node  $n_q \in \mathcal{AT}(g)$  with max depth that contains  $q$ ;
2 if  $n_q$  is a leaf node or  $n_q = q$  then
3    $S \leftarrow SM(n_q, q)$  or  $S \leftarrow n_q$ ;
4 else
5   divide  $q$  into subgraphs  $\{q_1, \dots, q_k\}$ , contained in children
    $\{n_1, \dots, n_k\}$  of  $n_q$ ;
6   for each  $(q_i, n_i)$  do
7      $S_i \leftarrow SSM-AT(G, q_i, \mathcal{AT}(n_i))$ ;
8   for each child  $n_j$  of  $n_q$  that shares the same canonical labeling with  $n_i$  do
9      $S_j \leftarrow S_i^{\gamma_{ij}}$ ;
10   $S \leftarrow \emptyset$ ;
11  for each  $\{n_{1'}, \dots, n_{k'}\}$  do
12     $S \leftarrow S \cup S_{1'} \times \dots \times S_{k'}$ ;
13 for each  $n_{q'}$  sharing the same canonical labeling with  $n_q$  do
14    $S \leftarrow S \cup S^{\gamma_{qq'}}$ ;
15 return  $S$ ;

```

symmetric subgraphs of q in n_q can be extended to those in subgraphs $n_{q'}$ that are symmetric to n_q by an isomorphism $\gamma_{qq'}$ from n_q to $n_{q'}$, consisting the symmetric subgraphs of q in G (Line 13-14). Symmetric subgraphs of q in n_q can be found by divide-and-conquer. The basic cases occur when n_q is a leaf node or $n_q = q$, then an existing subgraph isomorphism algorithm *SM* can be applied or returns n_q as the result (Line 2-3). Otherwise, q is divided into subgraphs $\{q_1, \dots, q_k\}$ by the children of n_q , where q_i is contained in n_i (Line 5). Symmetric subgraphs of q_i in n_i can be found recursively by *SSM-AT* ($G, q_i, \mathcal{AT}(n_i)$), and mapped to those in n_j that is symmetric to n_i (Line 6-9). As a consequence, each symmetric subgraph of q in n_q can be composed by mosaic subgraphs in $\{n_{1'}, \dots, n_{k'}\}$ where $n_{i'}$ is n_i or is a sibling node symmetric to n_i (Line 11-12). Since the majority of leaf nodes are singleton, *SSM-AT* is efficient and robust. On the other hand, existing subgraph matching algorithms have several drawbacks. (1) the time complexity is not bounded. (2) they will find much more candidate matchings than the result. (3) the verification of symmetry between a matching g and the query graph q is not trivial. (4) there is no guarantee to find all symmetric subgraph matchings.

Example 6.1: Consider the AutoTree \mathcal{AT} in Fig. 3, where all the leaf nodes are singleton, and leaf nodes with the same canonical labeling correspond to the vertices with the same color. Consider an SSM query q , 3-2-6, on g . We find symmetric subgraphs of q in g_1 , and those in g_3 can be extended by isomorphism $\gamma = (3, 9)(2, 8)(5, 11)(4, 10)(7, 13)(6, 12)$. Symmetric subgraphs of q in g_1 are divided into $q_1, 3-2$, in g_{11} and $q_2, 6$ in g_{13} . $S_1 = g_{11}$, which can be extended to $S_2 = g_{12}$ and $S_3 = g_{13}$. Those for q_2 can be obtained similarly. As a consequence, symmetric subgraphs of q in g_1 can be composed as $S = \{3-2-4, 3-2-6, 5-4-2, 5-4-6, 7-6-2, 7-6-4\}$. Those in g_3 can be obtained by S^γ .

7. EXPERIMENTAL STUDIES

We conducted extensive experimental studies using 22 large real graphs and 9 benchmark graphs to test how *DviCL* improves *nauty* [26], *bliss* [15], and *traces* [30], using their latest distributed versions, i.e., *nauty-2.6r10*, *traces-2.6r10* (<http://pallini.di.uniroma1.it/>) and *bliss-0.73* (<http://www.tcs.hut.fi/Software/bliss/index.html>). Below, we use *DviCL+X* to indicate that X is used to compute canonical labeling for non-singleton leaf nodes in \mathcal{AT} . We have *DviCL+n*, *DviCL+b* and *DviCL+t*, where n, b, and t are for *nauty*, *bliss*, and *traces*. All algorithms are implemented in C++ and compiled by gcc 4.8.2, and tested on machine with 3.40GHz Intel Core i7-4770 CPU, 32GB RAM and running Linux. Time unit used is second and we set time limit as 2 hours.

Graph	$ V $	$ E $	d_{max}	d_{avg}	cells	singleton
Amazon	403,394	2,443,408	2,752	12.11	396,034	390,706
BerkStan	685,230	6,649,470	84,230	19.41	387,172	316,162
Epinions	75,879	405,740	3,044	10.69	53,067	45,552
Gnutella	62,586	147,892	95	4.73	46,098	38,216
Google	875,713	4,322,051	6,332	9.87	525,232	424,563
LiveJournal	4,036,538	34,681,189	14,815	17.18	3,703,527	3,518,490
NotreDame	325,729	1,090,108	10,721	6.69	115,038	89,791
Pokec	1,632,803	22,301,964	14,854	27.32	1,586,176	1,561,671
Slashdot0811	77,360	469,180	2,539	12.13	61,457	56,219
Slashdot0902	82,168	504,229	2,552	12.27	65,264	59,384
Stanford	281,903	1,992,636	38,625	14.14	168,967	133,992
WikiTalk	2,394,385	4,659,563	100,029	3.89	553,199	498,161
wikivote	7,115	100,762	1,065	28.32	5,789	5,283
Youtube	1,138,499	2,990,443	28,754	5.25	684,471	585,349
Orkut	3,072,627	117,185,083	33,313	11.19	3,042,918	3,028,961
BuzzNet	101,163	2,763,066	64,289	54.63	77,588	76,758
Delicious	536,408	1,366,136	3,216	5.09	263,961	221,669
Digg	771,229	5,907,413	17,643	15.32	445,181	400,605
Flixster	2,523,386	7,918,801	1,474	6.28	1,047,509	928,445
Foursquare	639,014	3,214,986	106,218	10.06	364,447	315,108
Friendster	5,689,498	14,067,887	4,423	4.95	2,135,136	1,973,584
Lastfm	1,191,812	4,519,340	5,150	7.58	675,962	609,605

Table 1: Summarization of real graphs

Graph	$ V $	$ E $	d_{max}	d_{avg}	cells	singleton
ag2-49	4,851	120,050	50	49.49	2	0
cfi-200	2,000	3,000	3	3	800	0
difp-21-0-wal-rcr	16,927	44,188	1,526	5.22	16,215	15,755
fpga11-20-uns-rcr	5,100	9,240	21	3.62	3,531	2,418
grid-w-3-20	8,000	24,000	6	6	1	0
had-256	1,024	131,584	257	257	1	0
mz-aug-50	1,000	2,300	6	4.6	250	0
pg2-49	4,902	122,550	50	50	1	0
s3-3-3-10	12,974	23,798	26	3.67	9,146	5,318

Table 2: Summarization of benchmark graphs

Datasets: The 22 large real-world graphs include social networks (Epinions, LiveJournal, Pokec, Slashdot0811, Slashdot0902, wikivote, Youtube, Orkut, BuzzNet, Delicious, Digg, Flixster, Foursquare and Friendster), web graphs (BerkStan, Google, NotreDame, Stanford), a peer-to-peer network (Gnutella), a product co-purchasing network (Amazon), a communication network (WikiTalk), and a music website (lastfm). All these datasets are available online. The detailed information of the real-world datasets are summarized in Table 1, where, for each graph, the 2nd and 3rd columns show the numbers of vertices and edges¹, the 4th and 5th columns show the sizes of max degree and average degree of each graph, and the 6th and 7th columns show the numbers of cells and singleton cells in the orbit coloring of each graph. As shown in Table 1, the majority of the cells in the orbit coloring are singleton cells. This property makes *DivideI* and *DivideS* effective since the partition (Theorem 6.2) are more likely to happen when subgraphs get smaller.

For the 9 benchmark graphs, we select the largest one in each family of graphs used in *bliss* collection [15]. Detail descriptions of each benchmark graph can be found in [15]. Similarly, summarization are given in Table 2.

Below, we first demonstrate the structure of AutoTrees constructed, and use the observations made to explain the efficiency and performance of our approaches *DviCL+X*, which will be confirmed when we illustrate the performance of *DviCL+X* and *X*.

The Structure of AutoTree: Table 3 demonstrates the structure of AutoTrees constructed for real graphs by *DviCL+X*. Note that for the same graph, three *DviCL+X* algorithms construct the same AutoTree. The 2nd, 3rd, 4th columns show the numbers of total nodes,

¹for each dataset, we remove directions if included and delete all self-loops and multi-edges if exist.

Graph	$ V(\mathcal{AT}) $	singleton	non-singleton	avg size	depth
Amazon	407,032	403,388	1	6	3
BerkStan	709,702	681,680	118	30.08	5
Epinions	76,919	75,879	0	0	3
Gnutella	62,598	62,586	0	0	2
Google	910,617	874,908	71	11.34	5
LiveJournal	4,064,750	4,036,533	1	5	3
NotreDame	328,259	318,204	46	163.59	5
Pokec	1,633,602	1,632,803	0	0	3
Slashdot0811	77,809	77,360	0	0	3
Slashdot0902	82,661	82,168	0	0	3
Stanford	291,006	279,912	55	36.2	5
WikiTalk	2,398,843	2,394,385	0	0	3
wikivote	7,139	7,115	0	0	2
Youtube	1,161,551	1,138,499	0	0	3
Orkut	3,073,414	3,072,627	0	0	3
BuzzNet	101,179	101,163	0	0	2
Delicious	537,831	533,507	339	8.56	3
Digg	771,879	771,229	0	0	3
Flixster	2,524,659	2,523,386	0	0	3
Foursquare	639,015	639,014	0	0	1
Friendster	5,689,609	5,689,498	0	0	3
Lastfm	1,192,094	1,191,812	0	0	2

Table 3: The Structure of AutoTrees of real graphs

Graph	$ V(\mathcal{AT}) $	singleton	non-singleton	avg size	depth
ag2-49	1	0	1	4,851	0
cfi-200	1	0	1	2,000	0
difp-21-0-wal-rcr	16,928	16,927	0	0	1
fpga11-20-uns-rcr	2,441	2,418	22	121.91	1
grid-w-3-20	1	0	1	8,000	0
had-256	1	0	1	1,024	0
mz-aug-50	1	0	1	1,000	0
pg2-49	1	0	1	4,902	0
s3-3-3-10	12,999	12,974	0	0	2

Table 4: The Structure of AutoTrees of benchmark graphs

singleton leaf nodes, non-singleton leaf nodes in AutoTree, respectively. The 5th column shows the average size (number of vertices) of each non-singleton leaf node and the 6th column shows the depth of AutoTree. Several interesting observations can be made. First, in 15 out of 22 datasets, AutoTree contains only singleton leaf nodes. In these datasets, there is no need to exploit existing approaches to discover automorphism group and canonical labeling, i.e., the three *DviCL+X* algorithms on these graphs can be done in polynomial time and the performances are almost the same. The AutoTree $\mathcal{AT}(G, \pi)$, the automorphism group $Aut(G, \pi)$ and the canonical labeling $C(G, \pi)$ can be achieved with only an equitable coloring at the root in AutoTree. Second, in the remaining 7 datasets that contain non-singleton leaf nodes, there are only a small number of non-singleton leaf nodes and these non-singleton leaf nodes are of small sizes. Transferring the problem of discovering the canonical labeling for a massive graph to finding the canonical labeling for a few small subgraphs improves the efficiency and robustness significantly. This observation also explains the phenomenon that all *DviCL+X* consume almost the same amount of memory in each datasets: AutoTree is the most space-consuming structure when there are only a few small non-singleton leaf nodes. Third, AutoTrees are usually with low depths. Since both *DivideI* and *DivideS* cost $O(m_s)$ for a graph with m_s edges and all subgraphs in the same depth in AutoTree are vertex disjoint, constructing $\mathcal{AT}(G, \pi)$ costs $O(m)$. Similarly, with the canonical labeling of all non-singleton leaf nodes, achieving the canonical labeling for all tree nodes in $\mathcal{AT}(G, \pi)$ only costs $O(m \cdot \ln m)$. Forth, comparing the 3rd column in Table 3 and the 7th column in Table 1, *DivideI* and *DivideS* can further partition some automorphic vertices into singleton leaf nodes in AutoTree, which can further improve the efficiency.

Table 4 demonstrates the structure of AutoTrees constructed for

Graph	nauty		DviCL+n		traces		DviCL+t		bliss		DviCL+b	
	time	memory	time	memory	time	memory	time	memory	time	memory	time	memory
Amazon	-	-	1.19	280.18	-	-	1.18	280.21	10.88	158.22	1.18	280.23
BerkStan	-	-	2.59	575.16	-	-	2.6	575.17	3,510.85	694.52	2.62	575.26
Epinions	-	-	0.14	56.11	0.43	84.66	0.14	55.12	7.75	35.86	0.14	56.12
Gnutella	-	-	0.09	31.26	0.01	34.73	0.09	31.26	4.78	28.19	0.08	31.26
Google	-	-	-	553.42	-	-	2.69	553.49	-	-	2.69	553.55
LiveJournal	-	-	15.95	3,051.48	-	-	15.92	3,051.77	-	-	15.94	3,051.96
NotreDame	-	-	9.28	221.98	-	-	0.84	221.98	509.32	202.65	0.96	222
Pokec	-	-	6.9	1,549.93	-	-	6.8	1,549.94	293.5	767.44	6.85	1,549.95
Slashdot0811	-	-	0.15	57.62	0.13	65.87	0.15	57.62	5.34	33.94	0.15	57.62
Slashdot0902	-	-	0.16	59.04	0.05	58.86	0.15	59.04	5.93	38.36	0.16	59.04
Stanford	-	-	1.34	193.79	-	-	1.36	193.79	311.04	203.99	1.35	193.89
WikiTalk	-	-	4.04	1,548.52	-	-	3.93	1,548.55	-	-	3.96	1,548.58
wikivote	9.5	40.27	0.02	6.43	0.01	6.52	0.02	6.42	0.07	3.8	0.02	6.42
Youtube	-	-	2.33	769.7	-	-	2.3	769.76	4,623.3	517.62	2.33	773.65
Orkut	-	-	25.76	5,182.92	166.07	10,856	25.47	5,182.93	340.45	2,224.17	25.86	5,182.94
BuzzNet	-	-	0.48	145.05	0.07	135.22	0.45	145.05	268.16	69.69	0.45	145.05
Delicious	-	-	0.94	384	2,546.96	11,535.7	0.89	384	1,302.8	293.54	0.95	384
Digg	-	-	1.83	565.94	5.61	1,012	1.82	565.94	2,088.65	418.79	1.82	565.94
Flixster	-	-	4.26	1,626.57	1.05	1,518	4.2	1,626.57	-	-	4.17	1,626.57
Foursquare	-	-	1.32	449	0.28	407.55	1.37	449	1,457.7	340.51	1.36	449
Friendster	-	-	9.12	3,337.77	24.71	5,607.55	8.87	3,337.77	-	-	8.95	3,337.77
Lastfm	-	-	2.2	847.63	0.6	713.47	2.24	847.63	5,264.58	553.64	2.23	847.63

Table 5: Performance of *nauty*, *DviCL+n*, *traces*, *DviCL+t*, *bliss*, and *DviCL+b* on real-world networks

Graph	$ S = 10$		$ S = 100$	
	number	time	number	time
Amazon	1	0.12	1	0.1
BerkStan	16	0.12	1,12E23	0.12
Epinions	2	0.01	840	0.01
Gnutella	1	0.01	1	0.01
Google	40	0.19	1.43E25	0.18
LiveJournal	30	1.39	1.19E37	1.53
NotreDame	88	0.04	63,360	0.04
Pokec	1	0.5	302,400	0.52
Slashdot0811	1	0.01	192	0.01
Slashdot0902	2	0.01	4,608	0.01
Stanford	6	0.04	1.23E15	0.04
WikiTalk	1	0.49	1	0.48
wikivote	8.82E15	0	2.94E15	0
Youtube	1	0.27	1	0.28
Orkut	4	1.01	2.91E10	1.01
BuzzNet	80	0.02	7.36E88	0.02
Delicious	19	0.09	787,968	0.09
Digg	1	0.15	1	0.16
Flixster	1	0.13	1	0.14
Foursquare	6.64E6	0.13	4.44E71	0.13
Friendster	1	1.64	1	1.62
Lastfm	1	0.29	1	0.28

Table 6: SSM on seed set S by IM

benchmark graphs by *DviCL+X*. Different from those constructed for real graphs, AutoTrees of most benchmark graphs contain only the root node. Revisit Table 2, most benchmark graphs are highly regular and contain none singleton cells, which makes *DviCL* and AutoTree useless in improving the performance.

The efficiency on real datasets: Table 5 shows the efficiency of *DviCL+X* and X on real graphs. The 2nd, 4th, 6th, 8th, 10th and 12th columns show the running time of *nauty*, *DviCL+n*, *traces*, *DviCL+t*, *bliss* and *DviCL+b*, respectively. In Table 5, the symbol of “-” indicates that the algorithm cannot get the result in 2 hours, and the champion on each dataset is in bold. Several points can be made. First, among 22 datasets, *DviCL+X* outperform X in 14 datasets significantly. Specifically, in 3 datasets (Google, LiveJournal and WikiTalk), none of previous approaches can achieve the results, and in 10 datasets, none of previous approaches can obtain the results in 100 seconds. For the remaining 8 datasets, *traces* performances the best, however, its advantage over *DviCL+t* is marginal. Second, if we take *DviCL* as a preprocessing pro-

Graph	maximum clique			triangle		
	number	cluster	max	number	cluster	max
Amazon	610	584	3	3,986,507	3,837,711	120
BerkStan	4	4	1	64,690,980	10,487,015	735,000
Epinions	18	18	1	1,624,481	1,622,749	35
Gnutella	16	16	1	2,024	2,017	2
Google	8	2	4	13,391,903	6,325,254	4,200
LiveJournal	589,824	36,864	16	177,820,130	158,645,941	198,485
NotreDame	1	1	1	8,910,005	2,629,782	2,268,014
Pokec	6	6	1	32,557,458	32,545,137	84
Slashdot0811	52	52	1	551,724	550,747	46
Slashdot0902	104	104	1	602,588	600,239	242
Stanford	10	6	2	11,329,473	4,041,344	42,504
WikiTalk	141	141	1	9,203,518	9,165,115	780
wikivote	23	23	1	608,389	608,366	6
Youtube	2	2	1	3,056,537	3,036,649	445
Orkut	20	20	1	-	-	-
BuzzNet	12	12	1	30,919,848	30,914,434	71
Delicious	9	9	1	487,972	478,909	132
Digg	192	192	1	62,710,797	62,685,651	407
Flixster	752	752	1	7,897,122	7,114,518	192
Foursquare	8	8	1	21,651,003	21,646,991	13
Friendster	120	120	1	8,722,131	8,604,990	563
Lastfm	330	330	1	3,946,212	3,930,145	100

Table 7: Subgraph clustering by SSM

cedure, *DviCL* improves the efficiency and robustness of *nauty*, *bliss* and *traces* significantly. Third, among the 6 algorithms, only *DviCL+X* algorithms can achieve results in all datasets, and furthermore, *DviCL+X* can get the results in all datasets in less than 26 seconds. We explain the efficiency and robustness of *DviCL*. By constructing an AutoTree, *DviCL* is able to discover canonical labeling for only few small subgraphs instead of directly finding the canonical labeling for a massive graph for two reasons. (1) The AutoTree construction, including graph partition and canonical labeling generation, is of low cost. (2) Finding canonical labeling for small subgraphs is always efficient. Forth, for the graphs whose AutoTrees contain no non-singleton leaf nodes, all the three *DviCL+X* algorithms perform similarly.

The 3rd, 5th, 7th, 9th, 11th and 13th columns illustrate the max memory consumptions of *nauty*, *DviCL+n*, *traces*, *DviCL+t*, *bliss* and *DviCL+b*, respectively. First, it is interesting to find that Algorithms *DviCL+n*, *DviCL+t* and *DviCL+b* consume almost the same amount of memory in each dataset, confirming our analysis when demonstrating the structure of AutoTrees. Second, *bliss* consumes the least amount of memory in most datasets.

Graph	nauty	DviCL+n	traces	DviCL+t	bliss	DviCL+b
ag2-49	0.04	0.07	0.04	0.04	0.21	0.19
cfi-200	27.62	1.79	0.02	0.02	0.66	0.67
difp-21-0-wal-rcr	8.52	0.02	0.01	0.02	0.05	0.02
fpga11-20-uns-rcr	0.09	0.01	0.23	0.01	< 0.01	0.01
grid-w-3-20	< 0.01	0.02	< 0.01	0.01	0.03	0.02
had-256	0.08	0.12	< 0.01	0.05	0.51	0.51
mz-aug-50	4.35	4.35	< 0.01	0.001	0.01	0.01
pg2-49	0.04	0.08	0.04	0.04	0.25	0.21
s3-3-3-10	0.01	0.02	< 0.01	0.02	0.02	0.02

Table 8: Performance on benchmark graphs

The efficiency on benchmark datasets: Table 8 shows the efficiency of *DviCL* and its comparisons on benchmark graphs. The 2nd, 3rd, 4th, 5th, 6th and 7th columns show the running time of *nauty*, *DviCL+n*, *traces*, *DviCL+t*, *bliss* and *DviCL+b*, respectively. Worth noting that due to the accuracy of the timers provided in *nauty*, *traces* and *bliss*, we equate < 0.01 with any value in $[0, 0.01)$. From Table 8, almost all algorithms perform well in all datasets. Among these 6 algorithms, *traces* and *DviCL+t* are the best two approaches. Although *traces* performs the best in more datasets than *DviCL+t*, *DviCL+t* is more robust than *traces*. Specifically, *DviCL+t* can achieve the result in at most 0.04s in any benchmark dataset tested, while *traces* spends 0.23s in dealing with fpga11-20-uns-rcr.

In conclusion, since AutoTrees constructed for real graphs are of low depths and non-singleton leaf nodes in AutoTrees are few and small, our *DviCL* reduces substantial redundant computations and significantly improves the performance for massive real graphs by introducing small extra cost for constructing AutoTrees. Due to the small sizes and regularity of benchmark graphs, the improvements are not remarkable.

Applications of SSM: We study the applications of SSM. First, given a seed set S by influence maximization, we estimate the number of sets that have the same max influence as S . Here, S is obtained by PMC[28], one of the best performing algorithms for IM, and seed number k , i.e., $|S|$, is set as 10 and 100, respectively. Table 6 demonstrates the results. The 2nd and 4th columns show the number of candidate seed sets when $|S| = 10$ and $|S| = 100$, respectively. The 3rd and 5th columns show the running time for estimation. Several observations can be made. First, for a large number of graphs tested, numerous candidate sets can be found. Second, it is efficient to estimate the number of candidate sets. The reasons are as follows, 1) the most time consuming part in Algorithm SSM-AT is invoking SM on non-singleton leaf nodes (Line 3 in Algorithm 6); 2) in AutoTrees, non-singleton leaf nodes are few and are of small sizes.

Second, we study subgraph clustering by SSM. Given a set of subgraphs in a graph G , all these subgraphs can be clustered s.t., each cluster contains subgraphs that are mutually symmetric. We consider the set of all maximum cliques and all triangles, and estimate the number of clusters and the size of the maximum cluster. Table 7 illustrates the results. The 2nd, 3rd and 4th columns shows the total number, the number of clusters and the size of the maximum cluster for maximum cliques, respectively. The 5th, 6th and 7th columns shows the statistics for triangles, respectively. It is interesting to find that, 1) both the maximum cliques and triangles are diverse; 2) given a single maximum clique or a triangle, it is possible to find several symmetric ones by SSM.

8. CONCLUSION

In this paper, we study graph isomorphism and automorphism detection for massive graphs. Different from the state-of-the-art algorithms that adopt an individualization-refinement schema for

canonical labeling, we propose a novel efficient canonical labeling algorithm *DviCL* following the divide-and-conquer paradigm. With *DviCL*, a tree-shape index, called AutoTree, is constructed for the given colored graph (G, π) . AutoTree $\mathcal{AT}(G, \pi)$ provides insights into the symmetric structure of (G, π) in addition to the automorphism group and canonical labeling. We show that $\mathcal{AT}(G, \pi)$ can be used (1) to find all possible seed sets for influence maximization and (2) to find all subgraphs in a graph G that are symmetric to a given subgraph that exist in G . We conducted comprehensive experimental studies to demonstrate the efficiency and robustness of our approach *DviCL*. First, non-singleton leaf nodes in AutoTrees constructed are few and small, and the AutoTrees are of low depths. Thus, the extra cost for AutoTree construction is low and worthy. Second, *DviCL+X* outperforms X , where X is for *nauty*, *traces* and *bliss*, in 14 out of 22 datasets significantly. For the remaining 8 datasets, only *traces* can beat *DviCL+X*, whereas the advantages are marginal. Third, among these 6 algorithms tested, all of *DviCL+X* can achieve the results in all datasets in less than 26 seconds, while X is inefficient in most datasets.

ACKNOWLEDGEMENTS: This work was supported by the grants from RGC 14203618, RGC 14202919, RGC 12201518, RGC 12232716, RGC 12258116, RGC 14205617 and NSFC 61602395.

9. REFERENCES

- [1] A. Arora, S. Galhotra, and S. Ranu. Debunking the myths of influence maximization: An in-depth benchmarking study. In *Proc. of SIGMOD'17*, 2017.
- [2] L. Babai, W. M. Kantor, and E. M. Luks. Computational complexity and the classification of finite simple groups. In *Proc. of FOCS'83*, 1983.
- [3] L. Babai and L. Kucera. Canonical labelling of graphs in linear average time. In *Proc. of FOCS'79*, 1979.
- [4] L. Babai and E. M. Luks. Canonical labeling of graphs. In *Proc. of STOC'83*, 1983.
- [5] H. L. Bodlaender. Polynomial algorithms for graph isomorphism and chromatic index on partial k-trees. *Journal of Algorithms*, 11(4), 1990.
- [6] D. Bonchev. *Chemical graph theory: introduction and fundamentals*, volume 1. CRC Press, 1991.
- [7] W. Bosma, J. Cannon, and C. Playoust. The magma algebra system i: The user language. *Journal of Symbolic Computation*, 24(3-4), 1997.
- [8] W. Chen, Y. Wang, and S. Yang. Efficient influence maximization in social networks. In *Proc. of SIGKDD'09*, 2009.
- [9] P. T. Darga, M. H. Liffiton, K. A. Sakallah, and I. L. Markov. Exploiting structure in symmetry detection for cnf. In *Proc. of the 41st annual Design Automation Conference*, 2004.
- [10] J. Ferrante, K. J. Ottenstein, and J. D. Warren. The program dependence graph and its use in optimization. *ACM Transactions on Programming Languages and Systems (TOPLAS)*, 9(3), 1987.
- [11] I. S. Filotti and J. N. Mayer. A polynomial-time algorithm for determining the isomorphism of graphs of fixed genus. In *Proc. of STOC'80*, 1980.
- [12] M. R. Garey and D. S. Johnson. *Computers and Intractability: A Guide to the Theory of NP-Completeness*. 1979.
- [13] O. Goldreich, S. Micali, and A. Wigderson. Proofs that yield nothing but their validity or all languages in np have zero-knowledge proof systems. *JACM*, 38(3), 1991.
- [14] G. Group et al. Gap system for computational discrete algebra, 2007.
- [15] T. Junttila and P. Kaski. Engineering an efficient canonical labeling tool for large and sparse graphs. In *Proc. of the Ninth Workshop on Algorithm Engineering and Experiments (ALENEX)*, 2007.
- [16] T. Junttila and P. Kaski. Conflict propagation and component recursion for canonical labeling. In *Theory and Practice of Algorithms in (Computer) Systems*. Springer, 2011.
- [17] D. Kempe, J. Kleinberg, and É. Tardos. Maximizing the spread of influence through a social network. In *Proc. of SIGKDD'03*, 2003.
- [18] W. Kocay. On writing isomorphism programs. In *Computational and Constructive Design Theory*. Springer, 1996.

- [19] D. J. Kuck, R. H. Kuhn, D. A. Padua, B. Leasure, and M. Wolfe. Dependence graphs and compiler optimizations. In *Proceedings of the 8th ACM SIGPLAN-SIGACT symposium on Principles of programming languages*. ACM, 1981.
- [20] T. Lappas, K. Liu, and E. Terzi. Finding a team of experts in social networks. In *Proc. of KDD'09*, 2009.
- [21] C. Liu, C. Chen, J. Han, and P. S. Yu. Gplag: detection of software plagiarism by program dependence graph analysis. In *Proc. of SIGMOD'06*. ACM, 2006.
- [22] C. Lu, J. X. Yu, H. Wei, and Y. Zhang. Finding the maximum clique in massive graphs. *PVLDB'17*, 10(11), 2017.
- [23] E. M. Luks. Isomorphism of graphs of bounded valence can be tested in polynomial time. *Journal of computer and system sciences*, 25(1), 1982.
- [24] B. D. MacArthur, R. J. Sánchez-García, and J. W. Anderson. Symmetry in complex networks. *Discrete Applied Mathematics*, 156(18), 2008.
- [25] B. D. McKay. Computing automorphisms and canonical labellings of graphs. In *Combinatorial mathematics*. Springer, 1978.
- [26] B. D. McKay et al. Practical graph isomorphism. 1981.
- [27] G. Miller. Isomorphism testing for graphs of bounded genus. In *Proc. of STOC'80*, 1980.
- [28] N. Ohsaka, T. Akiba, Y. Yoshida, and K.-i. Kawarabayashi. Fast and accurate influence maximization on large networks with pruned monte-carlo simulations. In *AAAI*, 2014.
- [29] S. Papadopoulos, Y. Kompatsiaris, A. Vakali, and P. Spyridonos. Community detection in social media. *Data Mining and Knowledge Discovery*, 24, 2012.
- [30] A. Piperno. Search space contraction in canonical labeling of graphs. *arXiv preprint arXiv:0804.4881*, 2008.
- [31] M. Randic, G. M. Brissey, and C. L. Wilkins. Computer perception of topological symmetry via canonical numbering of atoms. *Journal of Chemical Information and Computer Sciences*, 21(1), 1981.
- [32] R. C. Read and D. G. Corneil. The graph isomorphism disease. *Journal of Graph Theory*, 1(4), 1977.
- [33] B. Weisfeiler. *On construction and identification of graphs*, volume 558. Springer, 2006.
- [34] W. Wu, Y. Xiao, W. Wang, Z. He, and Z. Wang. K-symmetry model for identity anonymization in social networks. In *Proc. of EDBT'10*, 2010.
- [35] Y. Xiao, B. D. MacArthur, H. Wang, M. Xiong, and W. Wang. Network quotients: Structural skeletons of complex systems. *Physical Review E*, 78(4), 2008.
- [36] Y. Xiao, M. Xiong, W. Wang, and H. Wang. Emergence of symmetry in complex networks. *Physical Review E*, 77(6), 2008.
- [37] Y.-H. Xiao, W.-T. Wu, H. Wang, M. Xiong, and W. Wang. Symmetry-based structure entropy of complex networks. *Physica A: Statistical Mechanics and its Applications*, 387(11), 2008.
- [38] E. Yeger-Lotem, S. Sattath, N. Kashtan, S. Itzkovitz, R. Milo, R. Y. Pinter, U. Alon, and H. Margalit. Network motifs in integrated cellular networks of transcription-regulation and protein-protein interaction. *PNAS*, 101, 2004.
- [39] X. Zheng, T. Liu, Z. Yang, and J. Wang. Large cliques in arabidopsis gene coexpression network and motif discovery. *Journal of plant physiology*, 168, 2011.