

Empirical Bayes mean estimation with nonparametric errors via order statistic regression

Nikolaos Ignatiadis*
ignat@stanford.edu

Sujayam Saha
sujayam@google.com

Dennis L. Sun
dsun09@calpoly.edu

Omkar Muralidharan
omuralidharan@google.com

October 5, 2021

Abstract

We study empirical Bayes estimation of the effect sizes of N units from K noisy observations on each unit. We show that it is possible to achieve near-Bayes optimal mean squared error, without any assumptions or knowledge about the effect size distribution or the noise. The noise distribution can be heteroskedastic and vary arbitrarily from unit to unit. Our proposal, which we call Aurora, leverages the replication inherent in the K observations per unit and recasts the effect size estimation problem as a general regression problem. Aurora with linear regression provably matches the performance of a wide array of estimators including the sample mean, the trimmed mean, the sample median, as well as James-Stein shrunk versions thereof. Aurora automates effect size estimation for Internet-scale datasets, as we demonstrate on Google data.

1 Introduction

Empirical Bayes (EB) [Efron, 2012, Robbins, 1964] and related shrinkage methods are the *de facto* standard for estimating effect sizes in many disciplines. In genomics, EB is used to detect differentially expressed genes when the number of samples is small [Smyth, 2004, Love et al., 2014]. In survey sampling, EB improves noisy estimates of quantities, like the average income, for small communities [Rao and Molina, 2015]. The key insight of EB is that one can often estimate unit-level quantities better by sharing information across units, rather than analyzing each unit separately.

Formally, EB models the observed data $\mathbf{Z} = (Z_1, \dots, Z_N)$ as arising from the following generative process:

$$\mu_i \sim G, \quad Z_i \mid \mu_i \sim F(\cdot \mid \mu_i), \quad i = 1, \dots, N. \quad (1)$$

The goal here is to estimate the mean parameters, $\mu_i := \mathbb{E}_F[Z_i \mid \mu_i]$ for $i = 1, \dots, N$, from the observed data \mathbf{Z} . If G and F are fully specified, then the optimal estimator (in the sense of mean squared error) is the posterior mean $\mathbb{E}_{G,F}[\mu_i \mid Z_i]$, which achieves the Bayes risk. Empirical Bayes deals with the case where F or G is unknown, so the Bayes rule cannot

*This work was done as part of an internship in Google Ads.

be calculated. Most modern EB methods [Jiang and Zhang, 2009, Brown and Greenshtein, 2009, Muralidharan, 2012, Saha and Guntuboyina, 2017] assume that F is known (say, $F(\cdot | \mu_i) = \mathcal{N}(\mu_i, 1)$) and construct estimators $\hat{\mu}_i$ that asymptotically match the risk of the unknown Bayes rule, without making any assumptions about the unknown prior G .

We examine the same problem of estimating the μ_i s when the likelihood F is also unknown. Indeed, knowledge of F is an assumption that requires substantial domain expertise. For example, it took many years for the genomics community to agree on an EB model for detecting differences in gene expression based on microarray data [Baldi and Long, 2001, Lönnstedt and Speed, 2002, Smyth, 2004]. Then, once this technology was superseded by RNA-Seq, the community had to devise a new model from scratch, eventually settling on the negative binomial likelihood [Love et al., 2014, Gierliński et al., 2015].

Unfortunately, there is no way to avoid making such strong assumptions when there is no information besides the one Z_i per μ_i . If F is even slightly underspecified, then it becomes hopeless to disentangle F from G . To appreciate the problem, consider the Normal-Normal model:

$$G = \mathcal{N}(0, A) \qquad F(\cdot | \mu_i) = \mathcal{N}(\mu_i, \sigma^2). \qquad (2)$$

Here, Z_i is marginally distributed as $\mathcal{N}(0, A + \sigma^2)$, and the observations Z_i only provide information about $A + \sigma^2$. Now, when σ^2 is known, A can be estimated by first estimating the marginal variance and subtracting σ^2 . Indeed, Efron and Morris [1973] showed that by plugging in a particular estimate of A into the Bayes rule $\mathbb{E}_{G,F}[\mu_i | Z_i] = (1 - \frac{\sigma^2}{\sigma^2 + A})Z_i$, one recovers the celebrated James-Stein estimator [James and Stein, 1961]. Yet, as soon as σ^2 is unknown, then A (and hence, G) is unidentified, and there is no hope of approximating the unknown Bayes rule.

However, as any student of random effects knows, the Normal-Normal model (2) becomes identifiable if we simply have independent replicates Z_{ij} for each unit i . The driving force behind this work is an analogous observation in the context of empirical Bayes estimation: replication makes it possible to estimate μ_i with no assumptions on F or G whatsoever. The method we propose, described in the next section, performs well in practice and nearly matches the risk of the Bayes rule, which depends on the unknown F and G .

2 The Aurora Method

First, we formally specify the EB model when replicates Z_{ij} are available.

$$\begin{aligned} (\mu_i, \alpha_i) &\stackrel{\text{iid}}{\sim} G, & i = 1, \dots, N \\ Z_{ij} | (\mu_i, \alpha_i) &\stackrel{\text{iid}}{\sim} F(\cdot | \mu_i, \alpha_i) & j = 1, \dots, K. \end{aligned} \qquad (3)$$

Again, the quantity of interest is the mean parameter $\mu_i := \mathbb{E}_F[Z_{ij} | \mu_i, \alpha_i]$. The additional parameter α_i is a nuisance parameter that allows for heterogeneity across the units, while preserving exchangeability [Galvao and Kato, 2014, Okui and Yanagi, 2019]. For example, α_i is commonly taken to be the conditional variance $\sigma_i^2 := \text{Var}_F[Z_{ij} | \mu_i, \alpha_i]$ to allow for heteroskedasticity. However, α_i could even be infinite-dimensional—for instance, a random element from a space of distributions. The α_i have no impact on our estimation strategy and are purely a technical device.

Given data from model (3), one approach would be to collapse the replicates into a single observation per unit—say, by taking their mean—which would bring us back to the setting

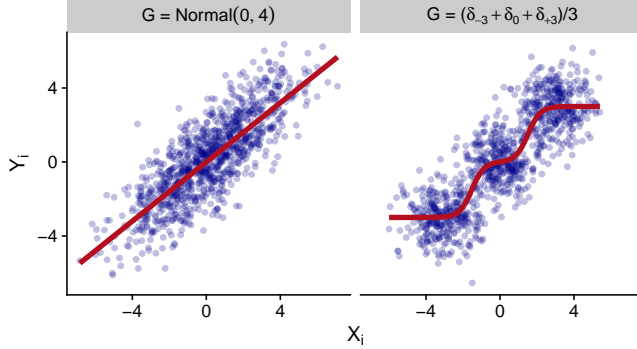


Figure 1: **Empirical Bayes with replicates**: Two simulations with $N = 1000$ and $K = 2$. First, we draw $\mu_i \sim G$, where G is defined in the panel facets. Then, for each i , we draw $X_i, Y_i \mid \mu_i \stackrel{\text{iid}}{\sim} \mathcal{N}(\mu_i, 1)$ and plot the points (X_i, Y_i) . The line shows the posterior mean $\mathbb{E}[\mu_i \mid X_i]$, which in light of (4), is identical to the conditional mean $\mathbb{E}[Y_i \mid X_i]$.

of model (1). We could appeal to the Central Limit Theorem to justify knowing that the likelihood is Normal. An important message of this paper is that we can do *better* by using the replicates.

2.1 Proposed Method

Since we have replicates, we can split the Z_{ij} into two groups for each i . First, consider the case where we only have $K = 2$ replicates, in which case we can write (X_i, Y_i) for (Z_{i1}, Z_{i2}) . Now, X_i and Y_i are conditionally independent given (μ_i, α_i) . Figure 1 illustrates the relationship between X_i and Y_i under two different settings. The key insight is that the conditional mean $\mathbb{E}_{G,F}[Y_i \mid X_i]$ is (almost surely) identical to the posterior mean $\mathbb{E}_{G,F}[\mu_i \mid X_i]$, by the following simple calculation. (For convenience, we suppress the dependence of the expected values on G, F .)

$$\mathbb{E}[Y_i \mid X_i] = \mathbb{E}[\mathbb{E}[Y_i \mid \mu_i, \alpha_i, X_i] \mid X_i] = \mathbb{E}[\mathbb{E}[Y_i \mid \mu_i, \alpha_i] \mid X_i] = \mathbb{E}[\mu_i \mid X_i]. \quad (4)$$

This suggests that we can estimate the Bayes rule based on X_i (i.e., the posterior mean $\mathbb{E}[\mu_i \mid X_i]$) by simply regressing Y_i on X_i using any black-box predictive model, such as a local averaging smoother. Let $\hat{m}(\cdot)$ be the fitted regression function; our estimate of each μ_i is then just $\hat{\mu}_i = \hat{m}(X_i)$.

To extend this method to $K > 2$, we can again split the replicates \mathbf{Z}_i into two parts:

$$\mathbf{X}_i := (Z_{i1}, \dots, Z_{i(K-1)}) \quad Y_i := Z_{iK}. \quad (5)$$

Now, one option is to summarize the vector \mathbf{X}_i by the mean of its values \bar{X}_i and regress Y on \bar{X} to learn $\mathbb{E}[\mu_i \mid \bar{X}_i]$, as proposed by [Coe and Cunningham \[2019\]](#). The argument that this works is essentially the same as (4). However, unless \bar{X}_i is sufficient for (μ_i, α_i) in model (3), then $\mathbb{E}[\mu_i \mid \bar{X}_i]$ will be different from and suboptimal to $\mathbb{E}[\mu_i \mid \mathbf{X}_i]$.

Instead, we propose learning $\mathbb{E}[\mu_i \mid \mathbf{X}_i]$ directly. The rationale is contained in the following result.

Aurora (general)	Auroral
1. Split the replicates for each unit, \mathbf{Z}_i , into $\mathbf{X}_i := (Z_{i1}, \dots, Z_{i(K-1)})$ and $Y_i := Z_{iK}$, as in (5).	
2. For each \mathbf{X}_i , order the values to obtain $\mathbf{X}_i^{(\cdot)}$.	
3. Regress Y_i on $\mathbf{X}_i^{(\cdot)}$ using any black-box predictive model. Let \hat{m} be the fitted regression function.	Use <i>linear</i> regression to learn \hat{m} , so \hat{m} is of the form (7).
4. Predict each μ_i by $\hat{\mu}_i := \hat{m}(\mathbf{X}_i^{(\cdot)})$.	

Figure 2: **A summary of Aurora**, which is the proposed method for estimating the means μ_i when the data come from model (3). Auroral is a special case of Aurora, where linear regression is used as the predictive model.

Proposition 1. *Let Z_{ij} be generated according to (3) and assume that $\mathbb{E}[|\mu_i|], \mathbb{E}[|Z_{ij}|] < \infty$. Define \mathbf{X}_i and Y_i as in (5). Let $\mathbf{X}_i^{(\cdot)}$ be the vector of order statistics of \mathbf{X}_i :*

$$\mathbf{X}_i^{(\cdot)} := (X_i^{(1)}, \dots, X_i^{(K-1)}), \quad X_i^{(1)} \leq \dots \leq X_i^{(K-1)}.$$

That is, $\mathbf{X}_i^{(\cdot)}$ is simply a sorted version of \mathbf{X}_i . Then, almost surely

$$\mathbb{E}[Y_i | \mathbf{X}_i^{(\cdot)}] = \mathbb{E}[\mu_i | \mathbf{X}_i]. \quad (6)$$

Proof. The same argument as (4) shows that $\mathbb{E}[Y_i | \mathbf{X}_i^{(\cdot)}] = \mathbb{E}[\mu_i | \mathbf{X}_i^{(\cdot)}]$ almost surely. Now, under exchangeable sampling, the order statistics $\mathbf{X}_i^{(\cdot)}$ are sufficient for (μ_i, α_i) and therefore it follows that $\mathbb{E}[\mu_i | \mathbf{X}_i^{(\cdot)}] = \mathbb{E}[\mu_i | \mathbf{X}_i]$ almost surely, with no assumptions on F . \square

Equation (6) suggests that we should regress Y_i on $\mathbf{X}_i^{(\cdot)}$ to learn $\hat{m}(\cdot) : \mathbb{R}^{K-1} \rightarrow \mathbb{R}$ and then estimate μ_i by $\hat{\mu}_i = \hat{m}(\mathbf{X}_i^{(\cdot)})$. This method, summarized in Figure 2, is called Aurora, which stands for “Averages of Units by Regressing on Ordered Replicates Adaptively.” We were surprised to find a similar idea in a forgotten manuscript, uncited to date, that Vernon Johns [1986] contributed to a symposium for Herbert Robbins [Van Ryzin, 1986]. Although Johns [1986] used a fairly complex predictive model (projection pursuit regression [Friedman and Stuetzle, 1981]), we show that the order statistics encode enough structure that even linear regression can be used as the predictive model. That is, the model \hat{m} is a linear function of the order statistics:

$$\hat{m}(\mathbf{X}_i^{(\cdot)}) = \hat{\beta}_0 + \sum_{j=1}^{K-1} \hat{\beta}_j X_i^{(j)}. \quad (7)$$

When linear regression is used as the predictive model, we call the method Auroral, with the final “l” signifying “linear.”

2.2 Some Intuition for Auroral

Auroral works because it automatically learns an appropriate summary statistic from the data. We illustrate this adaptivity in a few simple simulations.

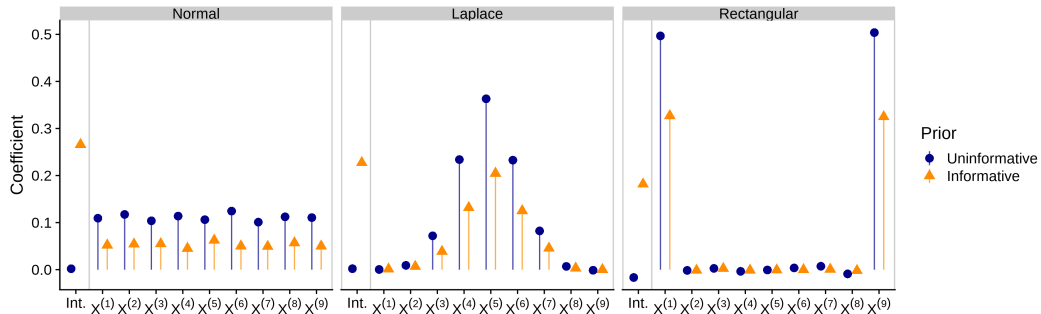


Figure 3: **The coefficients of the intercept and the order statistics in the linear regression model for \hat{m} in Auroral.** The colors represent different choices of prior G , while the facets represent different choices of likelihood F .

Figure 3 shows the weights $\hat{\beta}$ in equation (7) that are learned from simulated data with $K = 10$ replicates and different likelihoods. First, we focus on the points in blue, which correspond to when the prior G is uninformative.

- When the likelihood F is Normal, the Auroral weights are roughly constant and equal to $1/9$. In other words, $\hat{\mu}_i$ is simply the sample mean \bar{X}_i , which makes sense because the sample mean is sufficient and the maximum likelihood estimator (MLE) for μ_i in a Normal location family.
- When the likelihood F is Laplace, the Auroral weights pick out the median $X_i^{(5)}$ and a few order statistics around it. This makes sense because the median is the MLE (and asymptotically efficient) for μ_i in a Laplace location family.
- When the likelihood F is rectangular, Auroral assigns $1/2$ weight each to the minimum and the maximum and 0 weight to all of the other order statistics. In other words, $\hat{\mu}_i$ is the midrange, which is the UMVU (uniform minimum variance unbiased estimator) for the mean in a rectangular location family [Lehmann and Casella, 2006].

Notice that Auroral did not know the likelihood F in any of these examples. Rather, it adaptively learned the appropriate summary from the data. In this sense, the Aurora method is similar to the family learning method of Fithian and Ting [2017], which uses observations from (3) to learn a low-dimensional smooth parametric model that describes the data well. However, their goal is testing, while Aurora is geared for mean estimation.

Next, we examine the difference between using informative versus uninformative priors G . Again, Auroral uses no information about the prior. When the prior is informative (orange in Figure 3), Auroral automatically learns a non-zero intercept, which is determined by the prior mean, and the remaining coefficients are shrunk towards zero.

This adaptivity is perhaps expected, in light of existing theory on semiparametric efficiency in location families. For example, it is known that even for $N = 1$ one can asymptotically (as $K \rightarrow \infty$) match the variance of the parametric maximum likelihood estimator in symmetric location families, even without precise knowledge of F [Stein et al., 1956, Bickel et al., 1998]. However, it is surprising that Aurora is able to achieve this adaptivity for just $K = 10$, while semiparametric efficiency results are truly asymptotic in K , requiring

an initial nonparametric density estimate. Furthermore, the method adapts to all N units simultaneously, which reduces the risk below the usual asymptotic efficiency bound and towards the Bayes risk.

3 Related work

The Aurora method is most closely related to the extensive literature on empirical Bayes, which we cite throughout this paper. One work that is worth emphasizing is [Stigler \[1990\]](#), who motivated empirical Bayes estimators, like James-Stein, through the lens of regression to the mean; for us, regression is not just a motivation but the estimation strategy itself.

Models similar to (3) with replicated noisy measurements of unobservable random quantities have been studied in the context of deconvolution and error-in-variables regression. [[Devanarayan and Stefanski, 2002](#), [Schennach, 2004](#)]. In econometrics, panel data with random effects are often modelled as in (3) with the additional potential complication of time dependence, i.e. $j = 1, \dots, K$ indexes time, while $i = 1, \dots, N$ may correspond to different geographic regions [[Horowitz and Markatou, 1996](#), [Hall and Yao, 2003](#), [Neumann, 2007](#), [Jochmans and Weidner, 2018](#)].

The Aurora method is also related to a recent line of research that leverages black-box prediction methods to solve statistical tasks that are *not* predictive in nature. For example, [Chernozhukov et al. \[2017\]](#) consider inference for low dimensional causal quantities when high dimensional nuisance components are estimated by machine learning. [Boca and Leek \[2018\]](#) reinterpret the multiple testing problem in the presence of informative covariates as a regression problem and estimate the proportion of null hypotheses conditionally on the covariates. The estimated conditional proportion of null hypotheses may then be used for downstream multiple testing methods. [[Ignatiadis and Huber, 2018](#)]. Black-box regression models can also be used to improve empirical Bayes point estimates in the presence of side-information [[Ignatiadis and Wager, 2019](#)].

Finally, a crucial ingredient in Aurora is data splitting, which is a classical idea in statistics [[Cox, 1975](#)], typically used to ensure honest inference for low dimensional parameters. In the context of simultaneous inference, [Rubin, Dudoit, and Van der Laan \[2006\]](#) and [Habiger and Peña \[2014\]](#) use data-splitting to improve power in multiple testing.

4 Properties of the Aurora estimator

We provide theoretical guarantees for the general Aurora estimator described in Section 2. We start by introducing a few definitions.

4.1 Definitions

It is impossible to improve on the Bayes rule, so the Bayes risk serves as an oracle. We denote the Bayes risk (based on all K replicates) by

$$\begin{aligned} \mathcal{R}_K^*(G, F) &:= \mathbb{E}_{G, F}[(\mu_i - \mathbb{E}_{G, F}[\mu_i | \mathbf{Z}_i])^2] \\ &= \mathbb{E}_{G, F}[(\mu_i - \mathbb{E}_{G, F}[\mu_i | \mathbf{X}_i^{(\cdot)}, Y_i])^2]. \end{aligned} \tag{8}$$

Splitting \mathbf{Z}_i into (\mathbf{X}_i, Y_i) and using only \mathbf{X}_i for estimation reduces the number of replicates by one, so we also define the Bayes risk based on $K - 1$ replicates:

$$\mathcal{R}_{K-1}^*(G, F) := \mathbb{E}_{G,F}[(\mu_i - \mathbb{E}_{G,F}[\mu_i | \mathbf{X}_i^{(\cdot)}])^2]. \quad (9)$$

Next, recall that our estimate $\hat{\mu}_i$ of each μ_i comes from a regression function $\hat{m}(\mathbf{X}_i^{(\cdot)})$ that we learn from the ordered replicates. We introduce the following notation for the oracle Bayes rule based on the $K - 1$ order statistics

$$m^*(\mathbf{X}_i^{(\cdot)}) := \mathbb{E}_{G,F}[\mu_i | \mathbf{X}_i^{(\cdot)}] \quad (10)$$

so that (9) can also be expressed as

$$\mathcal{R}_{K-1}^*(G, F) = \mathbb{E}_{G,F}[(\mu_i - m^*(\mathbf{X}_i^{(\cdot)}))^2].$$

Then, the in-sample estimation error from approximating m^* by \hat{m} can be written as

$$\text{Err}(m^*, \hat{m}) := \frac{1}{N} \sum_{i=1}^N \mathbb{E}_{G,F} \left[\left\{ m^*(\mathbf{X}_i^{(\cdot)}) - \hat{m}(\mathbf{X}_i^{(\cdot)}) \right\}^2 \right]. \quad (11)$$

Lastly, we write \mathbf{Z} and $\mathbf{X}^{(\cdot)}$ for the concatenation of all the \mathbf{Z}_i s and $\mathbf{X}_i^{(\cdot)}$ s, respectively.

4.2 Regret bound for Aurora

Our main result is the following regret bound.

Theorem 2. *The mean squared error of the Aurora estimator*

$$\hat{\mu}_i^{Aur} := \hat{m}(\mathbf{X}_i^{(\cdot)}) \quad (12)$$

satisfies the following regret bound under model (3) with $\mathbb{E}[\mu_i^2] < \infty$, $\mathbb{E}[Z_{ij}^2] < \infty$.

$$\begin{aligned} \frac{1}{N} \sum_{i=1}^N \mathbb{E}_{G,F} \left[(\mu_i - \hat{\mu}_i^{Aur})^2 \right] &\leq \mathcal{R}_K^*(G, F) && \text{(Irreducible Bayes error)} \\ &+ 2(\mathcal{R}_{K-1}^*(G, F) - \mathcal{R}_K^*(G, F)) && \text{(Error due to data splitting)} \\ &+ 2\text{Err}(m^*, \hat{m}) && \text{(Estimation error)} \end{aligned}$$

For sufficiently “regular” problems, $\mathcal{R}_K^*(G, F)$ will typically be of order $O(1/K)$, while $\mathcal{R}_{K-1}^*(G, F) - \mathcal{R}_K^*(G, F)$ will be of order $O(1/K^2)$; we make this argument rigorous for location families in Example 3 and Appendix D.2. Therefore, as long as K is of a moderate size, the second error term in the above decomposition is negligible. This is the price we pay for making no assumptions about F and G . Hence, beyond the irreducible Bayes error, the main source of error depends on how well we can estimate $m^*(\cdot)$, the oracle Bayes rule based on the order statistics. Crucially, this error is the in-sample estimation error of \hat{m} , which is often easier to analyze and smaller in magnitude than out-of-sample estimation error [Hastie et al., 2008, Chatterjee, 2013, Rosset and Tibshirani, 2018].

4.3 Aurora is universally consistent

Theorem 2 demonstrated that a regression model with small in-sample prediction error translates, through Aurora, to mean estimates with small mean squared error. Now, we combine this result with results from nonparametric regression to prove an existential result: given K replicates per unit, it is possible to asymptotically (in N) match the Bayes risk based on $K - 1$ replicates.

Theorem 3 (Universal consistency with k -Nearest-Neighbor (k NN) estimator). *Consider model (3) with $\mathbb{E}[\mu_i^2] < \infty$, $\mathbb{E}[Z_{ij}^2] < \infty$. We estimate μ_i with the Aurora algorithm where $\hat{m}_N(\cdot)$ is the k -Nearest-Neighbor (k NN) estimator with $k = k_N \in \mathbb{N}$, i.e., the nonparametric regression estimator which predicts¹*

$$\hat{m}_N(\mathbf{x}) = \frac{1}{k} \sum_{i \in \mathcal{S}_k(\mathbf{x})} Y_i, \text{ where } \mathcal{S}_k(\mathbf{x}) = \left\{ i \in \{1, \dots, N\} : \sum_{i \neq j} \mathbf{1} \left(\|\mathbf{X}_i^{(\cdot)} - \mathbf{x}\|_2 > \|\mathbf{X}_j^{(\cdot)} - \mathbf{x}\|_2 \right) < k \right\}$$

If $k = k_N$ satisfies $k \rightarrow \infty$, $k/N \rightarrow 0$ as $N \rightarrow \infty$, then:

$$\limsup_{N \rightarrow \infty} \frac{1}{N} \sum_{i=1}^N \mathbb{E} \left[(\mu_i - \hat{\mu}_i^{Aur})^2 \right] = \mathcal{R}_{K-1}^*(G, f)$$

This result is a consequence of universal consistency in nonparametric regression [Stone, 1977, Györfi, Kohler, Krzyzak, and Walk, 2006]. The same guarantee also holds for other estimators, such as the Nadaraya-Watson kernel estimator and neural networks. It demonstrates that Aurora can asymptotically match the Bayes risk with substantial generality. We point out that Vernon Johns [1957] established a result similar to Theorem 3. We find this remarkable, since Johns [1957] essentially anticipated later developments in nonparametric regression, independently proving universal consistency for partition-based regression estimators as an intermediate step.

Yet, as already mentioned, we view this result as merely an existential result which suggests the power and expressivity of the Aurora algorithm. But, as is the case for nonparametric regression, universal consistency results are not completely satisfactory in that they do not provide rates of convergence. And if K is large, the curse of dimensionality implies that these rates will be slow in practice. This motivates us to study the case where $\hat{m}(\cdot)$ is linear regression in the next section.

5 Aurora with Linear Regression

In this section, we analyze Auroral, which is the Aurora algorithm when \hat{m} is a linear function of the order statistics (7) and fit using least squares. We already saw in Section 2.2 that Auroral is able to automatically learn the appropriate statistic for the likelihood F , without knowing F . Indeed, estimators of the form (7) are known as L -statistics, which is a class so large that it includes efficient estimators of the mean in any smooth, symmetric location family [Van der Vaart, 2000].

For understanding the Auroral algorithm, it is helpful to think of the linear regression as two distinct steps: (1) summarization, where an appropriate summary statistic of the

¹The definition below assumes no ties. In the proof we explain how to randomize to deal with ties.

likelihood F is learned, and (2) linear shrinkage, where the summary statistic is *linearly* shrunk towards the prior mean, depending on how informative the prior G is.

$$\text{Step 1 (Summarization)} : \quad \mathbf{X}_i \mapsto T(\mathbf{X}_i) \in \mathbb{R}, \text{ where } T(\cdot) \in \begin{cases} \text{Sample mean} \\ \text{Sample median} \\ \text{Trimmed mean} \\ \vdots \end{cases}$$

$$\text{Step 2 (Linear shrinkage)} : \quad T(\mathbf{X}_i) \mapsto \alpha T(\mathbf{X}_i) + \gamma, \quad (\text{e.g. James-Stein shrinkage})$$

The summarization step is able to learn non-linear functions of the original data, such as the median and the trimmed mean, because the input to the linear model are the order statistics, rather than the original data.

This two-step view of the linear regression in Auroral permits a clear contrast with the procedure of [Coey and Cunningham \[2019\]](#), which also produces estimates by linear regression on the replicates. However, they fix summarization to be the sample mean, $T(\mathbf{X}_i) = \bar{X}_i$, only learning the linear shrinkage from the data. In contrast, Auroral learns both steps from the data, which allows for better performance when the sample mean is not the appropriate summary statistic for the likelihood F .

Next, we show that Auroral matches the performance of the best estimator that is linear in the order statistics. To state this result, we first define the minimum risk among estimators in class \mathcal{C} :

$$\mathcal{R}_{K-1}^{\mathcal{C}}(G, F) := \inf_{m \in \mathcal{C}} \left\{ \frac{1}{N} \sum_{i=1}^N \mathbb{E}_{G, F} \left[\left(\mu_i - m(\mathbf{X}_i^{(\cdot)}) \right)^2 \right] \right\}. \quad (13)$$

The class of interest to us specifically is the class of estimators linear in the order statistics:

$$\text{Lin} := \text{Lin}(\mathbb{R}^{K-1}) := \left\{ m : m(x) = \beta_0 + \sum_{j=1}^{K-1} \beta_j x^{(j)} \right\}. \quad (14)$$

This is a broad class that includes, for example, all Bayes rules in exponential families with conjugate priors [\[Diaconis and Ylvisaker, 1979\]](#). We show that Auroral matches $\mathcal{R}_{K-1}^{\text{Lin}}(G, F)$ asymptotically in N .

Theorem 4 (Regret over linear estimators). *Assume there exists $C > 0$ such that almost surely $\text{Var} \left[Y_i \mid \mathbf{X}_i^{(\cdot)} \right] \leq C$. Then, the risk of Auroral satisfies*

$$\frac{1}{N} \sum_{i=1}^N \mathbb{E} \left[\left(\mu_i - \hat{\mu}_i^{\text{AurL}} \right)^2 \right] \leq \mathcal{R}_{K-1}^{\text{Lin}}(G, F) + C \frac{K}{N}$$

In datasets, we typically encounter $K \ll N$. Thus, [Theorem 4](#) implies that Auroral typically will almost exactly match the risk $\mathcal{R}_{K-1}^{\text{Lin}}(G)$ of the best L -statistic based on $K - 1$ observations. This result is in the spirit of retricted empirical Bayes [\[Griffin and Krutchkoff, 1971, Maritz, 1974, Norberg, 1980, Robbins, 1983\]](#), which seeks to find the best estimator among estimators in a given class, such as the best Bayes linear estimators of [Hartigan \[1969\]](#). In these works linearity typically refers to linearity in \mathbf{X} and not $\mathbf{X}^{(\cdot)}$; [Lwin \[1976\]](#) however uses empirical Bayes to learn the best L-statistic from the class Lin , when the likelihood takes the form of a known location-scale family.

The assumption that $\text{Var}[Y_i | \mathbf{X}_i^{(\cdot)}]$ is bounded is not restrictive. By the law of total variance, almost surely

$$\begin{aligned} \text{Var}[Y_i | \mathbf{X}_i^{(\cdot)}] &= \text{Var}\left[\mathbb{E}[Y_i | \mu_i, \alpha_i, \mathbf{X}_i^{(\cdot)}] | \mathbf{X}_i^{(\cdot)}\right] + \mathbb{E}\left[\text{Var}[Y_i | \mu_i, \alpha_i, \mathbf{X}_i^{(\cdot)}] | \mathbf{X}_i^{(\cdot)}\right] \\ &= \text{Var}\left[\mu_i | \mathbf{X}_i^{(\cdot)}\right] + \mathbb{E}\left[\sigma_i^2 | \mathbf{X}_i^{(\cdot)}\right], \end{aligned} \quad (15)$$

so this conditional variance will be bounded, for example, when μ_i, σ_i^2 have bounded support. In Appendix C.3 we derive regret bounds when this assumption fails to hold.

5.1 Examples of Auroral estimation

In this section we give three examples in which Auroral satisfies strong risk guarantees. Details and proofs for the calculations are provided in Appendix D.

Example 1. (Point mass prior) Suppose the prior on μ is a point mass at $\bar{\mu}$; that is, $\mathbb{P}_G[\mu_i = \bar{\mu}] = 1$. Then, the Bayes rule based on the order statistics, $m^*(\mathbf{X}_i^{(\cdot)}) \equiv \bar{\mu}$, has risk 0 and is trivially a member of $\text{Lin}(\mathbb{R}^{K-1})$, so $\mathcal{R}_{K-1}^{\text{Lin}}(G, F) = 0$.

Therefore, by Theorem 4, provided that $\sigma_i^2 \leq C$ almost surely, the risk of the Auroral estimator satisfies

$$\frac{1}{N} \sum_{i=1}^N \mathbb{E}\left[(\mu_i - \hat{\mu}_i^{\text{AurL}})^2\right] \leq C \frac{K}{N}.$$

Example 2. (Normal likelihood with Normal prior) We consider the Normal-Normal model (2) from the introduction with variance $\sigma^2 = 1$. Concretely, we consider the same model with replicates $Z_{ij}, j = 1, \dots, K$ for each i .

We study two estimators, in addition to Auroral. These other estimators both start by reducing each set of replicates to their mean $\bar{Z}_i := \frac{1}{K} \sum_{j=1}^K Z_{ij}$, resp. $\bar{X}_i := \frac{1}{K-1} \sum_{j=1}^{K-1} Z_{ij}$, which is a sufficient statistic for μ_i in the Normal model with K , resp. $K-1$ observations.

- James-Stein (JS): $\hat{\mu}_i^{\text{JS}} = \left(1 - \frac{(N-2)/K}{\sum_{i=1}^N \bar{Z}_i^2}\right) \bar{Z}_i$
- Coey-Cunningham (CC-L): Regress $Y_i := Z_{iK}$ on \bar{X}_i using OLS to obtain $\hat{m}^{\text{CC-L}}$, then estimate:

$$\hat{\mu}_i^{\text{CC-L}} := \hat{m}^{\text{CC-L}}(\bar{X}_i).$$

- Auroral: Regress Y_i on $\mathbf{X}_i^{(\cdot)}$ using OLS to obtain \hat{m} , then estimate

$$\hat{\mu}_i^{\text{AurL}} := \hat{m}(\mathbf{X}_i^{(\cdot)}).$$

James-Stein makes full use of the model assumptions (Normal prior, Normal likelihood, known variance) and is expected to perform best. Coey-Cunningham implicitly uses the assumption of Normal likelihood by reducing the replicates to their mean, which is the sufficient statistic. Auroral uses no assumptions whatsoever and is expected to pay a price for estimating coefficients for each of the $K-1$ order statistics, when reduction to the mean was possible.

For this model, the risks can be computed exactly.

$$\begin{aligned}
\frac{1}{N} \sum_{i=1}^N \mathbb{E} \left[(\mu_i - \hat{\mu}_i^{\text{JS}})^2 \right] &= \frac{A}{1 + AK} + \frac{1}{NK^2} \frac{2K}{1 + AK} \\
\frac{1}{N} \sum_{i=1}^N \mathbb{E} \left[(\mu_i - \hat{\mu}_i^{\text{CC-L}})^2 \right] &= \frac{A}{1 + A(K-1)} + \frac{2}{N} \left(1 - \frac{A}{1 + A(K-1)} \right) \\
\frac{1}{N} \sum_{i=1}^N \mathbb{E} \left[(\mu_i - \hat{\mu}_i^{\text{AurL}})^2 \right] &= \frac{A}{1 + A(K-1)} + \frac{K}{N} \left(1 - \frac{A}{1 + A(K-1)} \right)
\end{aligned}$$

As expected, James-Stein achieves the Bayes risk based on K observations, $A/(1 + AK)$, plus an error term that decays as $O(1/(NK^2))$. However, the other two estimators pay a surprisingly modest penalty for not making such stringent assumptions, achieving the Bayes risk based on $K - 1$ observations, $A/(A(K - 1) + 1)$. Auroral pays an additional $K/2$ price compared to CC-L in the additional error term that decays as $O(1/N)$.

Example 3. (Smooth location family) In this example we study location families. Concretely, we assume $\mu_i \sim G$ (G smooth) and $Z_{ij} \stackrel{\text{iid}}{\sim} F(\cdot | \mu_i)$, where $F(\cdot | \mu_i)$ has Lebesgue density $f(\cdot - \mu_i)$ with $f(\cdot)$ a fixed smooth density, symmetric around 0. It turns out, that in an asymptotic regime where $K, N \rightarrow \infty, K^2/N \rightarrow 0$, Auroral achieves the Bayes risk, while CC-L only matches the risk of the sample mean ($\sigma^2/K = \text{Var}[Z_{ij} | \mu_i]/K$):

$$\frac{1}{N} \sum_{i=1}^N \mathbb{E} \left[(\mu_i - \hat{\mu}_i^{\text{AurL}})^2 \right] / \mathcal{R}_K^*(G, F) \rightarrow 1, \quad \frac{1}{N} \sum_{i=1}^N \mathbb{E} \left[(\mu_i - \hat{\mu}_i^{\text{CC-L}})^2 \right] / \frac{\sigma^2}{K} \rightarrow 1 \text{ as } N \rightarrow \infty$$

A precise statement of the above results (and proof) is deferred to Appendix D.2. The proof sketch for Auroral is as follows:

1. We are in a regime where the likelihood swamps the prior, and so the asymptotic benchmark is given by the inverse Fisher information of the location family. The assumptions we place on the prior rule out the possibility of superefficiency.
2. A classic result in the theory of L-statistics [Bennett, 1952, Jung, 1956, Chernoff, Gastwirth, and Johns, 1967, Van der Vaart, 2000] states that for smooth location families, there exists an L-statistic that is asymptotically efficient for the location parameter.
3. Finally, we apply Theorem 4.

6 Empirical performance

6.1 Simulations

Setting A (Homoskedastic location families): We revisit the introductory example from Section 2.2. For each simulation,² we observe $N = 10^4$ units with $K = 10$ replicates each. We let $\mu_i \sim G = \mathcal{N}(0.5, A)$, where $\sqrt{A} \in [0.45, 2.5]$ parametrizes the simulations and we let the likelihood $F(\cdot | \mu_i)$ correspond to Normal, Laplace and Rectangular location families, respectively, with parameters chosen so that the variance is $\sigma^2 = 4$. We compare the

²In this section we calculate the mean squared error by averaging over 100 Monte Carlo replicates.

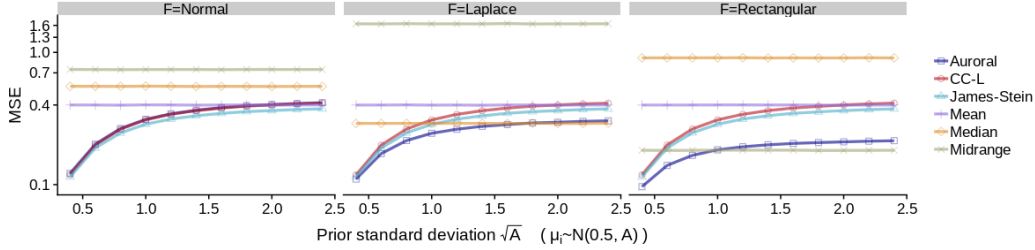


Figure 4: **Homoskedastic location families:** Data are generated as $\mu_i \sim \mathcal{N}(0.5, A)$, with \sqrt{A} varying on the x-axis and $Z_{ij} | \mu_i \sim F(\cdot | \mu_i)$, where $F(\cdot | \mu_i)$ is one of three location families (three facets). The y-axis shows the mean squared error of the estimation methods.

following methods: Auroral, CC-L, James-Stein (which we provide with oracle knowledge of $\sigma^2 = 4$), as well as the mean, median and midrange location estimators. The resulting MSEs are shown in Figure 4. The last three estimators have constant MSE in the three panels, since they do not make use of the prior. Auroral closely matches the best estimator in every case. In the case of Normal likelihood, James-Stein (with oracle knowledge of σ^2) performs best. When the prior is relatively uninformative (i.e., A is large), the best performance is achieved by the mean (Normal likelihood), the median (Laplace likelihood) and the midrange (Rectangular likelihood), and Auroral also matches the best of these (recall the results from Figure 3).

Setting B (Heteroskedastic location families): In our second simulation setting, we study location families where σ_i^2 is also random and so we find ourselves in the heteroskedastic location family problem. Again we benchmark Auroral, CC-L and the sample mean. We also consider two estimators which have been proposed specifically for the heteroskedastic Normal problem, namely the SURE (Stein’s Unbiased Risk Estimate) method of Xie et al. [2012] and the Group-linear estimator of Weinstein et al. [2018]. Both of these estimators have been developed under the assumption that the analyst has exact knowledge of σ_i^2 ; so we provide them with this knowledge (even though the other methods are not provided this information). Furthermore, we apply the Group-linear method that uses the sample variance $\hat{\sigma}_i^2$ calculated based on the replicates. We use three simulations, inspired by simulation settings a), c) and f) of Weinstein et al. [2018]: In all three simulations we let $N = 10000, K = 10$. First we draw $\sigma^2 \sim U[0.1, \sigma_{\max}^2]$, where σ_{\max}^2 varies. Then for the first setting we draw $\mu_i \sim \mathcal{N}(0, 0.5)$, while for the last two settings we let $\mu_i = \sigma_i^2$. Weinstein et al. [2018] use this as a model of strong mean-variance dependence. The methods that have access to σ_i^2 can in principle predict perfectly (i.e., the Bayes risk is equal to 0). Finally we draw $Z_{ij} | \mu_i \sim F(\cdot | \mu_i, \sigma_i^2)$ where F is either the Normal location-scale family (first two settings) or the Rectangular location-scale family (last setting).

Results from the simulations are shown in Figure 5. We make the following observations: Perhaps unsurprisingly, the Group-linear estimator performs best in all three settings (recall it has oracle access to σ_i^2 and the method was developed for precisely these setups). However, among other methods, Auroral remains competitive: In Panel a) it matches CC-L, while in Panels b),c) it matches Group-linear with estimated variances. We point out that Auroral outperforms CC-L in the second panel, despite the Normal likelihood. The reason is that in the heteroskedastic case, the mean is no longer sufficient.

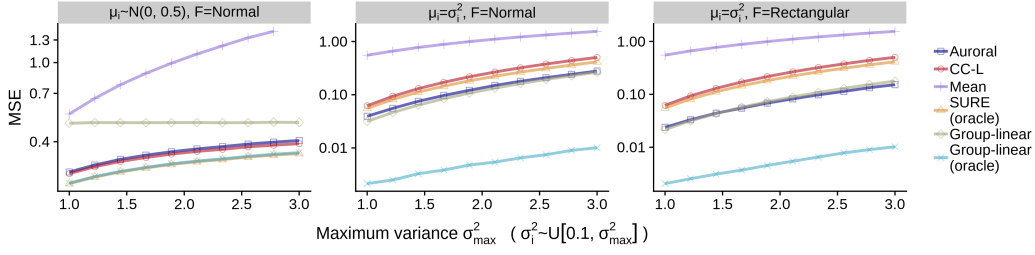


Figure 5: **Heteroskedastic location families:** Data are generated as follows: First $\sigma_i^2 \sim U[0.1, \sigma_{\max}^2]$, with σ_{\max}^2 varying on the x-axis. Then $\mu_i \sim \mathcal{N}(0, 0.5)$ (in the left panel) or $\mu_i = \sigma_i^2$. Finally $Z_{ij} | \mu_i, \sigma_i^2 \sim F(\cdot | \mu_i, \sigma_i^2)$, where $F(\cdot | \mu_i, \sigma_i^2)$ is a Normal location-scale family (first two panels) or Rectangular (last panel). The y -axis shows the mean squared error of the estimation methods.

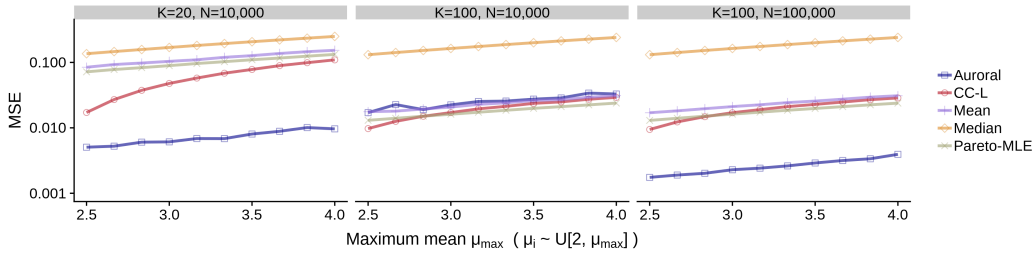


Figure 6: **Pareto distribution example:** Data are generated as $\mu_i \sim U[2, \mu_{\max}]$, with μ_{\max} varying on the x-axis and $Z_{ij} | \mu_i \sim F(\cdot | \mu_i)$, where $F(\cdot | \mu_i)$ is the Pareto distribution with mean μ_i and tail index $\alpha = 3$. The panels correspond to different choices for K and N . The y -axis shows the mean squared error of the estimation methods.

Setting C (A Pareto example): For our third example we consider a Pareto likelihood, which is heavy tailed and non-symmetric. Concretely, we let $\mu_i \sim G = U[2, \mu_{\max}]$ (with μ_{\max} a varying simulation parameter) and $F(\cdot | \mu_i)$ is the Pareto distribution with tail index $\alpha = 3$ and mean μ_i . We compare Auroral, CC-L, the sample mean and median, as well as the maximum likelihood estimator for the Pareto distribution (assuming the tail index is unknown). For this example we also vary $(K, N) = (20, 10^4), (100, 10^4), (100, 10^5)$. The results are shown in Figure 6. We note: For $K = 20, N = 10^4$, Auroral performs best. However, as we increase K to 100 without increasing N , its performance deteriorates in comparison to other methods (although it remains competitive). This is to be expected since Auroral needs to fit a linear model with 100 parameters. Increasing N to 10^5 restores the advantage of Auroral compared to the other methods.

6.2 Predicting treatment effects at Google

In this section, we apply Auroral to a problem encountered at Google and other technology companies—estimating treatment effects at a fine-grained level. Google runs randomized experiments (typically called A/B tests) to evaluate proposed changes to the system. One question is how a proposed change will affect individual advertisers—for example, their click-

Estimator	Splits	% change in MSE	
		ΔCPC	ΔCTR
Aggregate		Baseline	Baseline
Mean		-8.1 (± 9.8)	-1.0 (± 1.2)
CC-L with Aggregate	single	-46.2 (± 6.3)	-27.0 (± 1.0)
	multi	-49.7 (± 5.8)	-34.0 (± 0.9)
CC-L with Mean	single	-44.4 (± 6.5)	-26.7 (± 1.0)
	multi	-48.1 (± 6.0)	-33.7 (± 0.9)
Auroral	single	-63.5 (± 3.9)	-30.3 (± 0.9)
	multi	-63.7 (± 4.2)	-37.1 (± 0.9)

Table 1: **Empirical performance on advertiser-level estimation problem:** Percent change in mean squared error for estimating change in cost-per-click (ΔCPC) and change in click-through rate (ΔCTR) compared to the aggregate estimate (\pm standard errors).

through rate (CTR) and their cost-per-click (CPC). Hundreds of thousands of treatment effects may need to be estimated from a small randomized experiments. Empirical Bayes techniques can stabilize estimates by sharing information across advertisers.

Google data is organized in a unique way to deal with its structure and scale. All data is divided into K buckets based on a hash of the browser cookie. This solves two problems. First, the data can be reduced to aggregates in each “cookie bucket,” to make the scale more manageable. Second, although queries and ad impressions cannot be assumed to be independent, it is reasonable to assume that users are independent; cookie hashing ensures independence across cookie buckets. See Chamandy et al. [2012] for further motivation and details about the statistical and computational issues.

To abstract away these complications, we summarize our cost-per-click measurements as follows. For each advertiser $i = 1, \dots, N$, cookie bucket $j = 1, \dots, K$, and treatment assignment $w = 0, 1$, we record the total number of clicks $N_{ijw} \in \mathbb{N}_{>0}$ and the total cost of the clicks A_{ijw} . We define $\text{CPC}_{ijw} := A_{ijw}/N_{ijw}$, the empirical cost-per-click per advertiser i in bucket j under condition w .

In this application, the advertisers are the units and the cookie buckets are the replicates. Each observation is $Z_{ij} = \text{CPC}_{ij1} - \text{CPC}_{ij0}$, and the goal is to estimate the treatment effect

$$\mu_i := \mathbb{E} [\text{CPC}_{ij1} - \text{CPC}_{ij0} \mid \mu_i, \alpha_i] \quad (16)$$

Thus, μ_i, α_i from model (3) capture advertiser-level idiosyncrasies. We consider the following estimation strategies:

1. The aggregate estimate: We pool the data in all buckets and then compute the difference in CPCs, i.e., $\hat{\mu}_i = \sum_{j=1}^K A_{ij1} / \sum_{j=1}^K N_{ij1} - \sum_{j=1}^K A_{ij0} / \sum_{j=1}^K N_{ij0}$.
2. The mean of the Z_{ij} s, i.e., $\hat{\mu}_i = \frac{1}{K} \sum_{j=1}^K Z_{ij}$.
3. The CC-L estimator, where we use OLS to regress $Y_i := Z_{iK}$ onto the aggregate estimate on the first $K-1$ buckets, i.e., onto $X_i = \sum_{j=1}^{K-1} A_{ij1} / \sum_{j=1}^{K-1} N_{ij1} - \sum_{j=1}^{K-1} A_{ij0} / \sum_{j=1}^{K-1} N_{ij0}$.
4. The CC-L estimator, where we use OLS to regress $Y_i := Z_{iK}$ onto the mean of the first $K-1$ -buckets, i.e., $X_i = \frac{1}{K-1} \sum_{j=1}^{K-1} Z_{ij}$.
5. The Auroral estimator that regresses $Y_i := Z_{iK}$ on the order statistics of $(Z_{i1}, \dots, Z_{i(K-1)})$.

- Multi-split (Rao-Blackwellized) versions of the CC-L and Auroral estimators: we apply these estimators, each time with a different replicate held out as the response Y_i and then average predictions across all such choices.

We empirically evaluate the methods as follows: We use data from an experiment running for one week at Google, retaining only the top advertisers based on number of clicks, resulting in $N > 50,000$. The number of replicates is equal to $K = 4$. As ground truth, we use the aggregate estimate based on experiment data from the 3 preceding and 3 succeeding weeks. Then, we compute the mean squared error of the estimates (calculated from the one week) against the ground truth and report the percent change compared to the aggregate estimate.

The results are shown in Table 1. The table also shows the results of the same analysis applied to estimate the change in click-through rate (CTR). We observe that the improvement in estimation error through Auroral is substantial. Furthermore, Auroral outperforms both variants of CC-L, which in turn outperform estimators that do not share information across advertisers (i.e., the aggregate estimate and the mean of Z_{ij} s). Furthermore, the results demonstrate that averaging over replicates (Rao-Blackwellizing) is helpful.

7 Aurora for Classical Empirical Bayes Problems

Although Aurora appears to only be applicable to model (3), i.e., when replicates are available, it is in fact also applicable to the classical empirical Bayes model (1) under the usual assumptions on the likelihood, e.g., that it is $\mathcal{N}(\mu_i, 1)$ or Poisson(μ_i). The basic idea is to use the single observation $Z_i = Z_{i1}$ to generate synthetic replicates X_i and Y_i that are

- conditionally independent given μ_i and
- satisfy $\mathbb{E}[Y_i | \mu_i] = \mathbb{E}[X_i | \mu_i] = \mu_i$.

Now, with two replicates satisfying these properties, we can use Aurora. We can proceed as before, regressing Y_i on X_i . To be concrete, suppose $Z_i | \mu_i \sim \mathcal{N}(\mu_i, \sigma^2)$. Then, generate $\epsilon_i \stackrel{\text{iid}}{\sim} \mathcal{N}(0, \sigma^2)$, and, fixing an arbitrary $\delta > 0$, define

$$X_i = Z_i + \delta \epsilon_i \qquad Y_i = Z_i - \frac{1}{\delta} \epsilon_i.$$

It is easy to check that the synthetic replicates X_i and Y_i satisfy the two properties above, so we can estimate μ_i by regressing Y_i on X_i . One possibility is to again use ordinary least squares, to match the best linear estimator, in which case analogous results to Example 2 would hold. However, we can do better using isotonic regression, since the Bayes rule $\mathbb{E}[\mu_i | X_i]$ is non-decreasing in X_i for exponential families [Houwelingen and Stijnen, 1983]. As a consequence of Theorem 2 and risk bounds in isotonic regression [Zhang, 2002], we can show that the proposed estimator (which we call Aurora-Iso) satisfies the following regret bound:

Corollary 5 (Aurora-Iso). *Consider model (1), where $\mu_i \sim G$ and $F(\cdot | \mu_i) = \mathcal{N}(\mu_i, \sigma^2)$. Further, assume that G has compact support, say, on $[-M, M]$. Letting $\mathcal{R}_{\sigma^2}^*(G)$ the Bayes risk for estimating μ_i in the above model, the Aurora-Iso procedure with parameter $\delta > 0$*

satisfies (for a universal constant $C > 0$):

$$\begin{aligned}
\frac{1}{N} \sum_{i=1}^N \mathbb{E} \left[(\mu_i - \hat{\mu}_i^{AurIso})^2 \right] &\leq \mathcal{R}_{\sigma^2}^*(G) && \text{(Unavoidable Bayes error)} \\
&+ 2 \left(\mathcal{R}_{\sigma^2(1+\delta^2)}^*(G, F) - \mathcal{R}_{\sigma^2}^*(G) \right) && \text{(Error due to data splitting)} \\
&+ C \left[\left(\frac{(M^2 + \sigma^2(1 + 1/\delta^2)) M}{N} \right)^{2/3} \right. \\
&\quad \left. + \frac{(M^2 + \sigma^2(1 + 1/\delta^2)) \log(eN)}{N} \right] && \text{(Isotonic Regression error)}
\end{aligned}$$

Taking $\delta \rightarrow 0$ as $N \rightarrow \infty$, we see that it is possible to match the Bayes risk. Although there are estimators that achieve better rates for this problem [Li et al., 2005, Brown and Greenshtein, 2009], isotonic regression is simple to fit and achieves good performance in practice, as we see next.

Now, we show in two simulations that the Aurora-Iso and Auroral estimators are competitive with the best-known EB estimators for the Normal means problem. Consider model (2) with $N = 1000$ and a $\mathcal{N}(0, 1)$ likelihood. We consider the two priors of Figure 1:

1. $G = \mathcal{N}(0, 4)$, and
2. the three-point prior $G = (\delta_{-3} + \delta_0 + \delta_3)/3$, where δ_x denotes a point mass at x .

The oracle Bayes rule for these two settings are shown in Figure 7, along with the following estimators:

1. Auroral and Aurora-Iso, $\delta = 0.3$, where we use Monte-Carlo to Rao-Blackwellize over the randomness in ε_i .
2. sample mean
3. James-Stein estimator [James and Stein, 1961]
4. the nonparametric maximum-likelihood estimator (NPMLE) of Koenker and Mizera [2014], which is a convex reformulation of the estimation scheme of Kiefer and Wolfowitz [1956] and Jiang and Zhang [2009]
5. a plug-in approach that estimates the prior G by a flexible exponential family model [Efron, 2016, Narasimhan and Efron, 2016]

For the sparse prior, the NPMLE almost matches the Bayes risk, but Aurora-Iso ranks next best. Linear estimators (sample mean, James-Stein, Auroral) do not perform as well. For the Normal prior, the linear estimators perform best (essentially identically to the Bayes rule), while the other estimators perform only slightly worse.

Finally, we mention how synthetic replicates can be generated in the case of a Poisson likelihood, i.e. $Z_i \mid \mu_i \sim \text{Poisson}(\mu_i)$. For an arbitrary $p \in (0, 1)$, we may draw $W_i \mid Z_i \sim \text{Binomial}(Z_i, p)$ and define

$$X_i = (Z_i - W_i)/(1 - p) \qquad Y_i = W_i/p.$$

Using isotonic regression, an analogous result to Corollary 5 can be directly attained. ‘‘Doubling’’ tricks as in this section were also used by Brown, Greenshtein, and Ritov [2013] as a way to choose tuning parameters by cross-validation in empirical Bayes models.

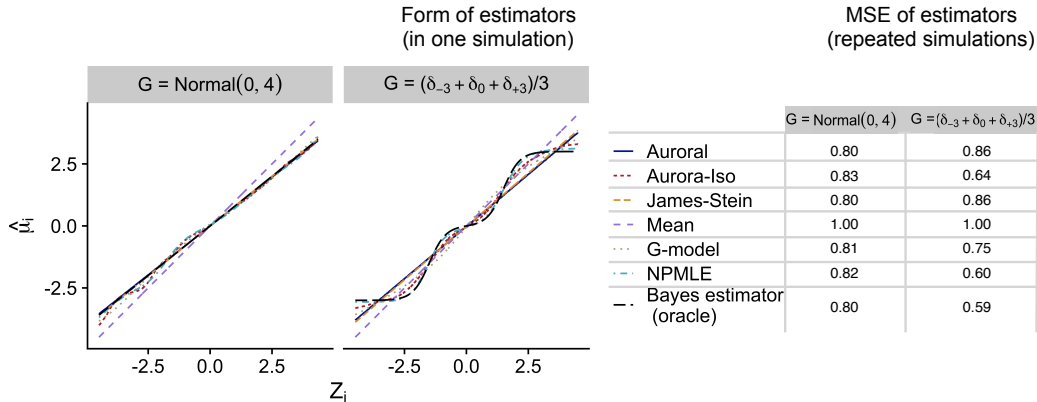


Figure 7: **Aurora is competitive in the Normal EB problem:** For $i = 1, \dots, 1000$ we draw $Z_i \sim G$ (for the two priors shown) and observe $Z_i | \mu_i \sim \mathcal{N}(\mu_i, 1)$. The two panels on the left show the estimated means $\hat{\mu}_i$ as a function of Z_i for one run of the simulations. The $\hat{\mu}_i$ correspond to multiple EB methods, including Auroral and Aurora-Iso. The table on the right shows the mean squared error of all methods in the two settings (averaged over 200 Monte Carlo replicates).

8 Conclusion

We have presented a general framework for constructing empirical Bayes estimators from K noisy replicates. This framework generalizes the classical empirical Bayes framework because, even in the absence of replication, synthetic replicates can be generated. The basic idea of our method, which we term Aurora, is to leave one replicate out and regress this held-out replicate on the remaining $K - 1$ replicates. We have shown that if the $K - 1$ replicates are first sorted, then even linear regression produces results that are competitive with the best methods, which usually make parametric assumptions, while our method is fully nonparametric.

We conclude by mentioning some direct extensions of Aurora that are suggested by its connection to regression.

More powerful regression methods: In this paper, we have used linear regression and isotonic regression to learn $\hat{m}(\cdot)$. But we can go further; for example, we could combine linear and isotonic regression by considering single index models with non-decreasing link function [Balabdaoui et al., 2016], i.e., predictors of the form $\hat{m}(x^{(\cdot)}) = t(\alpha^\top x^{(\cdot)})$, where $\|\alpha\|_2 = 1$ and t is an arbitrary non-decreasing function. In the spirit of Section 5, such an estimator may be thought of as first summarizing data using α and then applying a nonlinear shrinkage $t(\cdot)$. Other possibilities include recursive partitioning [Breiman et al., 1984, Zeileis et al., 2008], in which linear regression is fit on the leaves of a tree, or even random forests aggregated from such trees [Friedberg et al., 2018, Künzel et al., 2019].

More general targets: We have only considered estimation of $\mu_i = \mathbb{E}[Z_{ij} | \mu_i, \alpha_i]$ in (3). As pointed out in Johns [1957, 1986] this naturally extends to parameters $\theta_i = \mathbb{E}[h(Z_{ij}) | \mu_i, \alpha_i]$ where h is a known function. The only modification needed to estimate θ_i is that we fit a regression model to learn $\mathbb{E}[h(Y_i) | \mathbf{X}_i^{(\cdot)}]$ instead. We may further extend Vernon Johns' observation to arbitrary U-statistics. Concretely, given $r < K, r \in \mathbb{N}$ and a fixed function

$h : \mathbb{R}^r \rightarrow \mathbb{R}$, we can use Aurora to estimate $\theta_i = \mathbb{E} [h(Z_{i1}, Z_{i2}, \dots, Z_{ir}) \mid \mu_i, \alpha_i]$. In this case we need to partition our dataset into the first r columns and the last $K - r$ columns. For example, with $r = 2$ and $h(z_1, z_2) = (z_1 - z_2)^2/2$, we can estimate the conditional variance $\sigma_i^2 = \text{Var} [Z_{ij} \mid \mu_i, \alpha_i]$. Denoising the variance with empirical Bayes is an important problem that proved to be essential for the analysis of genomic data [Smyth, 2004, Lu and Stephens, 2016]. However, these papers assumed a parametric form of the likelihood, while Aurora would permit fully nonparametric estimation of the variance parameter.

External covariates: Model (3) posits *a priori* exchangeability of the N units. However, in many applications, domain experts also have access to side-information ζ_i about each unit. Hence, multiple authors [Fay and Herriot, 1979, Tan, 2016, Kou and Yang, 2017, Banerjee et al., 2018, Coey and Cunningham, 2019, Ignatiadis and Wager, 2019] have developed methods that improve mean estimation by utilizing information in the ζ_i s: The Aurora method can be directly extended to accommodate such side information. Instead of regressing Y_i on $\mathbf{X}_i^{(\cdot)}$, one regresses Y_i on both $\mathbf{X}_i^{(\cdot)}$ and ζ_i .

References

- Fadoua Balabdaoui, Cécile Durot, and Hanna Jankowski. Least squares estimation in the monotone single index model. *arXiv preprint arXiv:1610.06026*, 2016.
- Pierre Baldi and Anthony D Long. A Bayesian framework for the analysis of microarray expression data: regularized t-test and statistical inferences of gene changes. *Bioinformatics*, 17(6):509–519, 2001.
- Trambak Banerjee, Gourab Mukherjee, and Wenguang Sun. Adaptive sparse estimation with side information. *arXiv preprint arXiv:1811.11930*, 2018.
- Carl A Bennett. Asymptotic properties of ideal linear estimators. In *Unpublished dissertation, University of Michigan*, 1952.
- Peter J Bickel, Chris AJ Klaassen, Ya’acov Ritov, and Jon A Wellner. *Efficient and Adaptive Estimation for Semiparametric Models*. Johns Hopkins series in the mathematical sciences. Springer New York, 1998.
- Simina M Boca and Jeffrey T Leek. A direct approach to estimating false discovery rates conditional on covariates. *PeerJ*, 6:e6035, 2018.
- Leo Breiman, Jerome Friedman, Charles J Stone, and Richard A Olshen. *Classification and Regression Trees*. CRC press, 1984.
- Lawrence D Brown and Eitan Greenshtein. Nonparametric empirical Bayes and compound decision approaches to estimation of a high-dimensional vector of normal means. *The Annals of Statistics*, pages 1685–1704, 2009.
- Lawrence D Brown, Eitan Greenshtein, and Ya’acov Ritov. The Poisson compound decision problem revisited. *Journal of the American Statistical Association*, 108(502):741–749, 2013.
- Nicholas Chamandy, Omkar Muralidharan, Amir Najmi, and Siddartha Naidu. Estimating uncertainty for massive data streams. 2012.

- Sourav Chatterjee. Assumptionless consistency of the lasso. *arXiv preprint arXiv:1303.5817*, 2013.
- Herman Chernoff, Joseph L Gastwirth, and M Vernon Johns. Asymptotic distribution of linear combinations of functions of order statistics with applications to estimation. *The Annals of Mathematical Statistics*, 38(1):52–72, 1967.
- Victor Chernozhukov, Denis Chetverikov, Mert Demirer, Esther Duflo, Christian Hansen, Whitney Newey, and James Robins. Double/debiased machine learning for treatment and structural parameters. *The Econometrics Journal*, 2017.
- Dominic Coey and Tom Cunningham. Improving treatment effect estimators through experiment splitting. In *The World Wide Web Conference*, pages 285–295. ACM, 2019.
- David R Cox. A note on data-splitting for the evaluation of significance levels. *Biometrika*, 62(2):441–444, 1975.
- Viswanath Devanarayan and Leonard A Stefanski. Empirical simulation extrapolation for measurement error models with replicate measurements. *Statistics & Probability Letters*, 59(3):219–225, 2002.
- Persi Diaconis and Donald Ylvisaker. Conjugate priors for exponential families. *The Annals of Statistics*, pages 269–281, 1979.
- Bradley Efron. *Large-scale inference: empirical Bayes methods for estimation, testing, and prediction*, volume 1. Cambridge University Press, 2012.
- Bradley Efron. Empirical Bayes deconvolution estimates. *Biometrika*, 103(1):1–20, 2016.
- Bradley Efron and Carl Morris. Stein’s estimation rule and its competitors—an empirical Bayes approach. *Journal of the American Statistical Association*, 68(341):117–130, 1973.
- Robert E Fay and Roger A Herriot. Estimates of income for small places: an application of James-Stein procedures to census data. *Journal of the American Statistical Association*, 74(366a):269–277, 1979.
- William Fithian and Daniel Ting. Family learning: nonparametric statistical inference with parametric efficiency. *arXiv preprint arXiv:1711.10028*, 2017.
- Rina Friedberg, Julie Tibshirani, Susan Athey, and Stefan Wager. Local linear forests. *arXiv preprint arXiv:1807.11408*, 2018.
- Jerome H Friedman and Werner Stuetzle. Projection pursuit regression. *Journal of the American statistical Association*, 76(376):817–823, 1981.
- Antonio F Galvao and Kengo Kato. Estimation and inference for linear panel data models under misspecification when both n and t are large. *Journal of Business & Economic Statistics*, 32(2):285–309, 2014.
- Marek Gierliński, Christian Cole, Pietà Schofield, Nicholas J Schurch, Alexander Sherstnev, Vijender Singh, Nicola Wrobel, Karim Gharbi, Gordon Simpson, and Tom Owen-Hughes. Statistical models for RNA-seq data derived from a two-condition 48-replicate experiment. *Bioinformatics*, 31(22):3625–3630, 2015.

- Richard D Gill and Boris Y Levit. Applications of the van Trees inequality: a Bayesian Cramér-Rao bound. *Bernoulli*, 1(1-2):59–79, 1995.
- Barry S Griffin and Richard G Krutchkoff. Optimal linear estimators: An empirical Bayes version with application to the binomial distribution. *Biometrika*, 58(1):195–201, 1971.
- László Györfi, Michael Kohler, Adam Krzyzak, and Harro Walk. *A distribution-free theory of nonparametric regression*. Springer Science & Business Media, 2006.
- Joshua D Habiger and Edsel A Peña. Compound p-value statistics for multiple testing procedures. *Journal of multivariate analysis*, 126:153–166, 2014.
- Peter Hall and Qiwei Yao. Inference in components of variance models with low replication. *The Annals of Statistics*, 31(2):414–441, 2003.
- JA Hartigan. Linear Bayesian methods. *Journal of the Royal Statistical Society: Series B (Methodological)*, 31(3):446–454, 1969.
- Trevor Hastie, Tibshirani Robert, and Jerome H Friedman. *The Elements of Statistical Learning: Data Mining, Inference, and Prediction (2nd ed.)*. Springer Series in Statistics. Springer New York, 2008.
- Joel L Horowitz and Marianthi Markatou. Semiparametric estimation of regression models for panel data. *The Review of Economic Studies*, 63(1):145–168, 1996.
- JC van Houwelingen and Th Stijnen. Monotone empirical Bayes estimators for the continuous one-parameter exponential family. *Statistica Neerlandica*, 37(1):29–43, 1983.
- Nikolaos Ignatiadis and Wolfgang Huber. Covariate powered cross-weighted multiple testing. *arXiv:1701.05179*, 2018.
- Nikolaos Ignatiadis and Stefan Wager. Covariate-powered empirical Bayes estimation. *arXiv preprint arXiv:1906.01611*, 2019.
- Willard James and Charles Stein. Estimation with quadratic loss. In *Proceedings of the fourth Berkeley symposium on mathematical statistics and probability*, volume 1, pages 361–379, 1961.
- Wenhua Jiang and Cun-Hui Zhang. General maximum likelihood empirical Bayes estimation of normal means. *The Annals of Statistics*, 37(4):1647–1684, 2009.
- Koen Jochmans and Martin Weidner. Inference on a distribution from noisy draws. *arXiv preprint arXiv:1803.04991*, 2018.
- M Vernon Johns. Non-parametric empirical Bayes procedures. *The Annals of Mathematical Statistics*, pages 649–669, 1957.
- M Vernon Johns. Fully nonparametric empirical Bayes estimation via projection pursuit. *Lecture Notes-Monograph Series*, pages 164–178, 1986.
- Jan Jung. On linear estimates defined by a continuous weight function. *Arkiv für Matematik*, 3(3):199–209, 1956.

- Jack Kiefer and Jacob Wolfowitz. Consistency of the maximum likelihood estimator in the presence of infinitely many incidental parameters. *The Annals of Mathematical Statistics*, pages 887–906, 1956.
- Roger Koenker and Ivan Mizera. Convex optimization, shape constraints, compound decisions, and empirical Bayes rules. *Journal of the American Statistical Association*, 109(506):674–685, 2014.
- SC Kou and Justin J Yang. Optimal shrinkage estimation in heteroscedastic hierarchical linear models. In *Big and Complex Data Analysis*, pages 249–284. Springer, 2017.
- Sören R Künzle, Theo F Saarinen, Edward W Liu, and Jasjeet S Sekhon. Linear aggregation in tree-based estimators. *arXiv preprint arXiv:1906.06463*, 2019.
- Erich L Lehmann and George Casella. *Theory of Point Estimation*. Springer Science & Business Media, 2006.
- Jianjun Li, Shanti S Gupta, and Friedrich Liese. Convergence rates of empirical Bayes estimation in exponential family. *Journal of statistical planning and inference*, 131(1):101–115, 2005.
- Ingrid Lönnstedt and Terry Speed. Replicated microarray data. *Statistica Sinica*, pages 31–46, 2002.
- Michael I Love, Wolfgang Huber, and Simon Anders. Moderated estimation of fold change and dispersion for RNA-seq data with DESeq2. *Genome biology*, 15(12):550, 2014.
- Mengyin Lu and Matthew Stephens. Variance adaptive shrinkage (vash): flexible empirical Bayes estimation of variances. *Bioinformatics*, 32(22):3428–3434, 2016.
- Thaung Lwin. Optimal linear estimators of location and scale parameters using order statistics and related empirical Bayes estimation. *Scandinavian Actuarial Journal*, 1976(2):79–91, 1976.
- Johannes S Maritz. Aligning of estimates: an alternative to empirical Bayes methods. *Australian Journal of Statistics*, 16(3):135–143, 1974.
- David M Mason et al. Asymptotic normality of linear combinations of order statistics with a smooth score function. *The Annals of Statistics*, 9(4):899–908, 1981.
- Omkar Muralidharan. High dimensional exponential family estimation via empirical Bayes. *Statistica Sinica*, pages 1217–1232, 2012.
- Balasubramanian Narasimhan and Bradley Efron. *A G-modeling Program for Deconvolution and Empirical Bayes Estimation*. Department of Statistics, Stanford University, 2016.
- Michael H Neumann. Deconvolution from panel data with unknown error distribution. *Journal of Multivariate Analysis*, 98(10):1955–1968, 2007.
- Ragnar Norberg. Empirical Bayes credibility. *Scandinavian Actuarial Journal*, 1980(4):177–194, 1980.
- Ryo Okui and Takahide Yanagi. Kernel estimation for panel data with heterogeneous dynamics. *Available at SSRN 3128885*, 2019.

- J.N.K. Rao and I. Molina. *Small Area Estimation*. Wiley Series in Survey Methodology. Wiley, 2015. ISBN 9781118735787.
- Herbert Robbins. The empirical Bayes approach to statistical decision problems. *Annals of Mathematical Statistics*, 35:1–20, 1964.
- Herbert Robbins. Some thoughts on empirical Bayes estimation. *The Annals of Statistics*, pages 713–723, 1983.
- Saharon Rosset and Ryan J Tibshirani. From fixed-X to random-X regression: Bias-variance decompositions, covariance penalties, and prediction error estimation. *Journal of the American Statistical Association*, pages 1–14, 2018.
- Daniel Rubin, Sandrine Dudoit, and Mark Van der Laan. A method to increase the power of multiple testing procedures through sample splitting. *Statistical Applications in Genetics and Molecular Biology*, 5(1), 2006.
- Sujayam Saha and Adityanand Guntuboyina. On the nonparametric maximum likelihood estimator for Gaussian location mixture densities with application to Gaussian denoising. *arXiv preprint arXiv:1712.02009*, 2017.
- Susanne M Schennach. Estimation of nonlinear models with measurement error. *Econometrica*, 72(1):33–75, 2004.
- Gordon K Smyth. Linear models and empirical Bayes methods for assessing differential expression in microarray experiments. *Statistical applications in genetics and molecular biology*, 3(1):1–25, 2004.
- Charles Stein et al. Efficient nonparametric testing and estimation. In *Proceedings of the Third Berkeley Symposium on Mathematical Statistics and Probability, Volume 1: Contributions to the Theory of Statistics*. The Regents of the University of California, 1956.
- Stephen M Stigler. The 1988 Neyman memorial lecture: a Galtonian perspective on shrinkage estimators. *Statistical Science*, 5(1):147–155, 1990.
- Stephen Mack Stigler. Linear functions of order statistics. *The Annals of Mathematical Statistics*, 40(3):770–788, 1969.
- Charles J Stone. Consistent nonparametric regression. *The Annals of Statistics*, pages 595–620, 1977.
- Zhiqiang Tan. Steinized empirical Bayes estimation for heteroscedastic data. *Statistica Sinica*, pages 1219–1248, 2016.
- A.B. Tsybakov. *Introduction to Nonparametric Estimation*. Springer Series in Statistics. Springer New York, 2008. ISBN 9780387790527.
- Aad W Van der Vaart. *Asymptotic statistics*, volume 3. Cambridge university press, 2000.
- John Van Ryzin. Adaptive statistical procedures and related topics: Proceedings of a symposium in honor of Herbert Robbins, June 7-11, 1985, Brookhaven National Laboratory, Upton, New York. IMS, 1986.

Harry L Van Trees. *Detection, estimation, and modulation theory, part I: detection, estimation, and linear modulation theory*. Wiley, New York, 1968.

Asaf Weinstein, Zhuang Ma, Lawrence D Brown, and Cun-Hui Zhang. Group-linear empirical Bayes estimates for a heteroscedastic normal mean. *Journal of the American Statistical Association*, 113(522):698–710, 2018.

Xianchao Xie, SC Kou, and Lawrence D Brown. SURE estimates for a heteroscedastic hierarchical model. *Journal of the American Statistical Association*, 107(500):1465–1479, 2012.

Achim Zeileis, Torsten Hothorn, and Kurt Hornik. Model-based recursive partitioning. *Journal of Computational and Graphical Statistics*, 17(2):492–514, 2008.

Cun-Hui Zhang. Risk bounds in isotonic regression. *The Annals of Statistics*, 30(2):528–555, 2002.

A Proofs for Section 4

A.1 Proof for Theorem 2

Proof. We first obtain a decomposition for a single coordinate i . For simplicity, we suppress the dependence on G and F and write $\hat{\mu}_i := \hat{\mu}_i^{\text{Aur}}$.

$$\begin{aligned}
\mathbb{E} [(\mu_i - \hat{\mu}_i)^2] &= \mathbb{E} [(\mu_i - \mathbb{E} [\mu_i | \mathbf{Z}] + \mathbb{E} [\mu_i | \mathbf{Z}] - \hat{\mu}_i)^2] \\
&= \mathbb{E} [(\mu_i - \mathbb{E} [\mu_i | \mathbf{Z}])^2] + \mathbb{E} [(\mathbb{E} [\mu_i | \mathbf{Z}] - \hat{\mu}_i)^2] \\
&= \mathbb{E} [(\mu_i - \mathbb{E} [\mu_i | \mathbf{Z}_i])^2] + \mathbb{E} [(\mathbb{E} [\mu_i | \mathbf{Z}_i] - \hat{\mu}_i)^2] \\
&= \mathcal{R}_K^*(G, F) + \mathbb{E} [(\mathbb{E} [\mu_i | \mathbf{Z}_i] - \hat{\mu}_i)^2]
\end{aligned} \tag{17}$$

To see why the cross-term $\mathbb{E} [(\mu_i - \mathbb{E} [\mu_i | \mathbf{Z}]) (\mathbb{E} [\mu_i | \mathbf{Z}] - \hat{\mu}_i)]$ vanishes in the second equality above, observe that the factor $(\mathbb{E} [\mu_i | \mathbf{Z}] - \hat{\mu}_i)$ is measurable with respect to \mathbf{Z} . Therefore, the expectation conditional on \mathbf{Z} is zero (almost surely), so the unconditional expectation (i.e., the cross-term) is also zero.

Next, we examine the quantity inside the expectation in the second term of (17). By adding and subtracting $m^*(\mathbf{X}_i^{(\cdot)}) := \mathbb{E} [\mu_i | \mathbf{X}_i^{(\cdot)}]$ and using the inequality $(a + b)^2 \leq 2a^2 + 2b^2$, we obtain

$$\begin{aligned}
(\mathbb{E} [\mu_i | \mathbf{Z}_i] - \hat{\mu}_i)^2 &= \left((\mathbb{E} [\mu_i | \mathbf{Z}_i] - m^*(\mathbf{X}_i^{(\cdot)})) + (m^*(\mathbf{X}_i^{(\cdot)}) - \hat{\mu}_i) \right)^2 \\
&\leq 2 \left(\mathbb{E} [\mu_i | \mathbf{Z}_i] - m^*(\mathbf{X}_i^{(\cdot)}) \right)^2 + 2 \left(m^*(\mathbf{X}_i^{(\cdot)}) - \hat{\mu}_i \right)^2.
\end{aligned} \tag{18}$$

Now, we take the expectation of (18). For the first term, we can repeat the argument

from (18) to obtain

$$\underbrace{\mathbb{E} \left[\left(\mu_i - m^*(\mathbf{X}_i^{(\cdot)}) \right)^2 \right]}_{\mathcal{R}_{K-1}^*(G, F)} = \underbrace{\mathbb{E} \left[\left(\mu_i - \mathbb{E} [\mu_i | \mathbf{Z}] \right)^2 \right]}_{\mathcal{R}_K^*(G, F)} + \mathbb{E} \left[\left(\mathbb{E} [\mu_i | \mathbf{Z}] - m^*(\mathbf{X}_i^{(\cdot)}) \right)^2 \right],$$

which can be rearranged to show that

$$2\mathbb{E} \left[\left(\mathbb{E} [\mu_i | \mathbf{Z}_i] - m^*(\mathbf{X}_i^{(\cdot)}) \right)^2 \right] = 2(\mathcal{R}_{K-1}^*(G, F) - \mathcal{R}_K^*(G, F)).$$

To summarize, we have the following result for a single coordinate i :

$$\mathbb{E} [(\mu_i - \hat{\mu}_i)^2] \leq \mathcal{R}_K^*(G, F) + 2(\mathcal{R}_{K-1}^*(G, F) - \mathcal{R}_K^*(G, F)) + 2\mathbb{E} \left[\left(m^*(\mathbf{X}_i^{(\cdot)}) - \hat{\mu}_i \right)^2 \right].$$

Finally, we average over all i to obtain the desired result:

$$\begin{aligned} \frac{1}{N} \sum_{i=1}^N \mathbb{E} [(\mu_i - \hat{\mu}_i)^2] &\leq \mathcal{R}_K^*(G, F) + 2(\mathcal{R}_{K-1}^*(G, F) - \mathcal{R}_K^*(G, F)) + 2\frac{1}{N} \sum_{i=1}^N \mathbb{E} \left[\left(m^*(\mathbf{X}_i^{(\cdot)}) - \hat{\mu}_i \right)^2 \right] \\ &= \mathcal{R}_K^*(G, F) + 2(\mathcal{R}_{K-1}^*(G, F) - \mathcal{R}_K^*(G, F)) + 2\text{Err}(m^*, \hat{m}). \end{aligned}$$

□

A.2 Proof for Theorem 3

Proof. We first claim that:

$$\frac{1}{N} \sum_{i=1}^N \mathbb{E} [(\mu_i - \hat{\mu}_i^{\text{Aur}})^2] \leq \mathcal{R}_{K-1}^*(G, F) + \text{Err}(m^*, \hat{m}) + 2\mathcal{R}_{K-1}^*(G, F)^{1/2} \text{Err}(m^*, \hat{m})^{1/2} \quad (19)$$

In fact, later, in Proposition 6 we prove a more general inequality. (19) follows from that result by taking \mathcal{C} to be the set of all measurable functions from $\mathbb{R}^{K-1} \rightarrow \mathbb{R}$ and noting that in this case $m^{\mathcal{C}}(\cdot) = m^*(\cdot)$ and furthermore that the k NN $\hat{m}(\cdot)$ (when there are no ties) satisfies the permutation equivariance property required by Proposition 6.

Having established (19), we see that to conclude we only need to show that³:

$$\limsup_{N \rightarrow \infty} \text{Err}(m^*, \hat{m}) = 0 \quad (20)$$

The rest of our analysis depends on specifics of the k NN estimator. Throughout we will assume that ties among the $\mathbf{X}_j^{(\cdot)}$'s happen with probability 0. We avoid ties as follows: As in Chapter 6 of Györfi et al. [2006], we use k NN to regress Y_i on $(\mathbf{X}_i^{(\cdot)}, U_i)$, where U_i are independently drawn from $U[0, \varepsilon]$ for some small, fixed $\varepsilon > 0$. The regression function remains the same, since almost surely $\mathbb{E}[Y_i | \mathbf{X}_i^{(\cdot)}] = \mathbb{E}[Y_i | \mathbf{X}_i^{(\cdot)}, U_i]$. We will however suppress the U_i 's from our notation and assume ties do not occur for the $\mathbf{X}_i^{(\cdot)}$'s; otherwise the proofs go through verbatim by replacing $\mathbf{X}_i^{(\cdot)}$ by $(\mathbf{X}_i^{(\cdot)}, U_i)$ in all subsequent arguments.

³Formally, this only shows the important direction (\leq) rather than equality ($=$) in Theorem 3. However, by inspecting the proof of Proposition 6 we can argue that the equality result also follows.

By exchangeability and symmetry of the k NN estimator $\hat{m}_N(\cdot)$ without ties, (20) is equivalent to proving that:

$$\limsup_{N \rightarrow \infty} \mathbb{E} \left[\left(m^*(\mathbf{X}_1^{(\cdot)}) - \hat{m}_N(\mathbf{X}_1^{(\cdot)}) \right)^2 \right] = 0$$

We prove this by instead considering the k NN estimator $\hat{m}_{N,-1}(\cdot)$ applied to all observations except the first; however still with the same $k = k_N$ (instead of k_{N-1}). Then:

$$\mathbb{E} \left[\left(m^*(\mathbf{X}_1^{(\cdot)}) - \hat{m}_N(\mathbf{X}_1^{(\cdot)}) \right)^2 \right] \leq 2\mathbb{E} \left[\left(m^*(\mathbf{X}_1^{(\cdot)}) - \hat{m}_{N,-1}(\mathbf{X}_1^{(\cdot)}) \right)^2 \right] + 2\mathbb{E} \left[\left(\hat{m}_{N,-1}(\mathbf{X}_1^{(\cdot)}) - \hat{m}_N(\mathbf{X}_1^{(\cdot)}) \right)^2 \right]$$

The first of these terms converges to 0 by existing results on universal consistency in non-parametric regression, concretely Theorem 6.1 of Györfi et al. [2006]. We need to show that the second term also converges to 0. Let j^* be the k -th NN of $\mathbf{X}_1^{(\cdot)}$ among $\{\mathbf{X}_2^{(\cdot)}, \dots, \mathbf{X}_N^{(\cdot)}\}$. Then

$$\hat{m}_N(\mathbf{X}_1^{(\cdot)}) - \hat{m}_{N,-1}(\mathbf{X}_1^{(\cdot)}) = \frac{Y_1 - Y_{j^*}}{k}$$

Consequently:

$$\mathbb{E} \left[\left(\hat{m}_{N,-1}(\mathbf{X}_1^{(\cdot)}) - \hat{m}_N(\mathbf{X}_1^{(\cdot)}) \right)^2 \right] \leq \frac{2\mathbb{E}[Y_1^2]}{k^2} + \frac{2\mathbb{E}[Y_{j^*}^2]}{k^2}$$

The first term goes to 0, since we assumed that $\mathbb{E}[Y_1^2] = \mathbb{E}[Z_{ij}^2] < \infty$ and $k = k_N \rightarrow \infty$. We handle the second term as follows:

$$\begin{aligned} \mathbb{E}[Y_{j^*}^2] &= \mathbb{E} \left[\sum_{i=2}^N Y_i^2 \mathbf{1} \left(\mathbf{X}_i^{(\cdot)} \text{ is the } k\text{-th NN of } \mathbf{X}_1^{(\cdot)} \text{ in } \{\mathbf{X}_2^{(\cdot)}, \dots, \mathbf{X}_N^{(\cdot)}\} \right) \right] \\ &\leq \mathbb{E} \left[\sum_{i=2}^N Y_i^2 \mathbf{1} \left(\mathbf{X}_i^{(\cdot)} \text{ is among the } k \text{ NNs of } \mathbf{X}_1^{(\cdot)} \text{ in } \{\mathbf{X}_2^{(\cdot)}, \dots, \mathbf{X}_N^{(\cdot)}\} \right) \right] \\ &= \sum_{i=2}^N \mathbb{E} \left[Y_i^2 \mathbf{1} \left(\mathbf{X}_i^{(\cdot)} \text{ is among the } k \text{ NNs of } \mathbf{X}_1^{(\cdot)} \text{ in } \{\mathbf{X}_2^{(\cdot)}, \dots, \mathbf{X}_N^{(\cdot)}\} \right) \right] \\ &\stackrel{(i)}{=} \sum_{i=2}^N \mathbb{E} \left[Y_1^2 \mathbf{1} \left(\mathbf{X}_1^{(\cdot)} \text{ is among the } k \text{ NNs of } \mathbf{X}_i^{(\cdot)} \text{ in } \{\mathbf{X}_1^{(\cdot)}, \dots, \mathbf{X}_N^{(\cdot)}\} \setminus \{\mathbf{X}_i^{(\cdot)}\} \right) \right] \\ &= \mathbb{E} \left[Y_1^2 \sum_{i=2}^N \mathbf{1} \left(\mathbf{X}_1^{(\cdot)} \text{ is among the } k \text{ NNs of } \mathbf{X}_i^{(\cdot)} \text{ in } \{\mathbf{X}_1^{(\cdot)}, \dots, \mathbf{X}_N^{(\cdot)}\} \setminus \{\mathbf{X}_i^{(\cdot)}\} \right) \right] \\ &\stackrel{(ii)}{\leq} \mathbb{E} [Y_1^2 \gamma k] = \gamma k \mathbb{E} [Y_1^2] \end{aligned}$$

We elaborate on two steps: (i) holds by exchangeability of the $(\mathbf{X}_i^{(\cdot)}, Y_i)$, $i = 1, \dots, N$. (ii) holds for a constant $\gamma < \infty$ that depends only on the dimension K by Corollary 6.1. of Györfi et al. [2006]. To conclude we divide by k^2 and the result follows since we assumed that $k \rightarrow \infty$ and $\mathbb{E}[Y_1^2] < \infty$. □

B Aurora estimation with Sieves

In the beginning Section 4 we showed that the estimation error of Aurora is directly related to the in-sample estimation of the Bayes rule $m^*(\mathbf{X}_i^{(\cdot)}) = \mathbb{E}[\mu_i | \mathbf{X}_i^{(\cdot)}]$. Here we take on the question of what happens when we try to derive the best m^* in a smaller class of functions \mathcal{C} . A concrete example is the linear class of functions $\mathcal{C} = \text{Lin}$ from Section 5. Here we start by providing some more general results under this setup, before proceeding with the proofs for Section 5.

In analogy to (9), in (13) we defined the best possible risk for estimating μ_i based on $K-1$ observations in model (3) with an estimator of the form $\hat{\mu}_i = m(\mathbf{X}_i^{(\cdot)})$, $m \in \mathcal{C}$. Furthermore, we generalize (11) as follows:

$$\begin{aligned} \text{Err}(m^{\mathcal{C}}, \hat{m}) &:= \frac{1}{N} \sum_{i=1}^N \mathbb{E} \left[\left\{ m^{\mathcal{C}}(\mathbf{X}_i^{(\cdot)}) - \hat{m}(\mathbf{X}_i^{(\cdot)}) \right\}^2 \right], \quad \text{where} \\ m^{\mathcal{C}}(\cdot) &\in \underset{m \in \mathcal{C}}{\text{argmin}} \left\{ \frac{1}{N} \sum_{i=1}^N \mathbb{E} \left[\left(m^*(\mathbf{X}_i^{(\cdot)}) - m(\mathbf{X}_i^{(\cdot)}) \right)^2 \mid \mathbf{X}^{(\cdot)} \right] \right\} \end{aligned} \quad (21)$$

We note that the element $m^{\mathcal{C}}(\cdot)$ minimizing (21) in general is *not* the same as the minimizer of (13); $m^{\mathcal{C}}(\cdot)$ from (21) is optimal with respect to the empirical distribution \mathbb{P}_n of $\mathbf{X}_1^{(\cdot)}, \dots, \mathbf{X}_n^{(\cdot)}$ rather than the population distribution. This is the target e.g. if we estimate m by least squares estimation over the class \mathcal{C} .

Proposition 6 (Regret over the class \mathcal{C}). *Assume that $\hat{m}(\cdot)$ of the Aurora estimator is such that $\hat{\mu}^{\text{AurL}}$ is permutation equivariant (that is, shuffling rows i in the matrix $\mathbf{X}^{(\cdot)}$ results in the same shuffling for indices of $\hat{\mu}^{\text{AurL}}$). Then the risk of the Aurora estimator satisfies the following two inequalities:*

$$\frac{1}{N} \sum_{i=1}^N \mathbb{E} \left[(\mu_i - \hat{\mu}_i^{\text{Aur}})^2 \right] \leq \begin{cases} \mathcal{R}_K^*(G, F) + 3(\mathcal{R}_{K-1}^{\mathcal{C}}(G, F) - \mathcal{R}_K^*(G, F)) + 3\text{Err}(m^{\mathcal{C}}, \hat{m}) \\ \mathcal{R}_{K-1}^{\mathcal{C}}(G, F) + \text{Err}(m^{\mathcal{C}}, \hat{m}) + 2\mathcal{R}_{K-1}^{\mathcal{C}}(G, F)^{1/2} \text{Err}(m^{\mathcal{C}}, \hat{m})^{1/2} \end{cases}$$

Both inequalities demonstrate that if $\text{Err}(m^{\mathcal{C}}, \hat{m})$ is small, then also the empirical Bayes estimation error is small. The first inequality is similar to Theorem 2: We can nearly match the Bayes risk based on the full dataset if $\text{Err}(m^{\mathcal{C}}, \hat{m})$ is small and $(\mathcal{R}_{K-1}^{\mathcal{C}}(G, F) - \mathcal{R}_K^*(G, F))$ is small. Writing the latter term as $(\mathcal{R}_{K-1}^{\mathcal{C}}(G, F) - \mathcal{R}_{K-1}^*(G, F)) + (\mathcal{R}_{K-1}^*(G, F) - \mathcal{R}_K^*(G, F))$ we recognize the second term again as the error due to data splitting (i.e. due to using $K-1$ instead of K observations), while the first term did not appear in Theorem 2 and measures whether the risk of the best estimator in \mathcal{C} is close to the Bayes risk. In learning theory this is typically called the ‘‘approximation’’ error due to restricting attention to the class \mathcal{C} .

Note that the first inequality quantifies the regret with respect to the full-data Bayes risk. In contrast, the second inequality directly compares the risk to the optimal risk in \mathcal{C} based on $K-1$ observations. The gap is small as soon as $\text{Err}(m^{\mathcal{C}}, \hat{m})$ is small. Depending on the specifics of \mathcal{C} and the fitting procedure used to get $\hat{m}(\cdot)$, a more precise analysis is sometimes possible, e.g. Theorem 4.

Proof. For the first inequality we first proceed exactly as in the Proof of Theorem 2. We use the same short-hand notation as therein and furthermore (with some abuse of notation)

introduce the short-hands $m^* = m^*(\mathbf{X}^{(\cdot)})$, $m^c = m^c(\mathbf{X}^{(\cdot)})$. Then in lieu of (18) we use the inequality:

$$\begin{aligned} (\mathbb{E}[\mu_i | \mathbf{Z}_i] - \hat{\mu}_i)^2 &= \left((\mathbb{E}[\mu_i | \mathbf{Z}_i] - m^*(\mathbf{X}_i^{(\cdot)})) + (m^*(\mathbf{X}_i^{(\cdot)}) - m^c(\mathbf{X}_i^{(\cdot)})) + (m^c(\mathbf{X}_i^{(\cdot)}) - \hat{\mu}_i) \right)^2 \\ &\leq 3 \left(\mathbb{E}[\mu_i | \mathbf{Z}_i] - m^*(\mathbf{X}_i^{(\cdot)}) \right)^2 + 3 \left(m^*(\mathbf{X}_i^{(\cdot)}) - m^c(\mathbf{X}_i^{(\cdot)}) \right)^2 + 3 \left(m^c(\mathbf{X}_i^{(\cdot)}) - \hat{\mu}_i \right)^2 \end{aligned} \quad (22)$$

Let us call these three terms $3a_i + 3b_i + 3c_i$. We will need to bound $\sum_{i=1}^N \mathbb{E}[a_i]$ and similarly for b_i, c_i . We start with a_i : Again following the Proof of Theorem 2 we can show that:

$$\sum_{i=1}^N \mathbb{E}[a_i] = \sum_{i=1}^N \mathbb{E} \left[\left(\mathbb{E}[\mu_i | \mathbf{Z}_i] - m^*(\mathbf{X}_i^{(\cdot)}) \right)^2 \right] = N\mathcal{R}_K^*(G, F) - N\mathcal{R}_{K-1}^*(G, F)$$

Second (also along the lines of the Proof of Theorem 2):

$$\begin{aligned} \sum_{i=1}^N \mathbb{E}[b_i] &= \sum_{i=1}^N \mathbb{E} \left[\left(m^*(\mathbf{X}_i^{(\cdot)}) - m^c(\mathbf{X}_i^{(\cdot)}) \right)^2 \right] \\ &= \mathbb{E} \left[\left\| m^*(\mathbf{X}^{(\cdot)}) - \mu + \mu - m^c(\mathbf{X}^{(\cdot)}) \right\|_2^2 \right] \\ &= N\mathcal{R}_{K-1}^*(G, F) + \mathbb{E} \left[\left\| \mu - m^c(\mathbf{X}^{(\cdot)}) \right\|_2^2 \right] \end{aligned}$$

We will next justify:

$$\mathbb{E} \left[\left\| \mu - m^c(\mathbf{X}^{(\cdot)}) \right\|_2^2 \right] \leq N\mathcal{R}_{K-1}^c(G, F) \quad (23)$$

The result follows from definition (21), since:

$$\begin{aligned} \mathbb{E} \left[\left\| \mu - m^c(\mathbf{X}^{(\cdot)}) \right\|_2^2 \right] &= N\mathcal{R}_{K-1}^*(G, F) + \mathbb{E} \left[\left\| m^*(\mathbf{X}^{(\cdot)}) - m^c(\mathbf{X}^{(\cdot)}) \right\|_2^2 \right] \\ &= N\mathcal{R}_{K-1}^*(G, F) + \mathbb{E} \left[\mathbb{E} \left[\left\| m^*(\mathbf{X}^{(\cdot)}) - m^c(\mathbf{X}^{(\cdot)}) \right\|_2^2 \mid \mathbf{X}^{(\cdot)} \right] \right] \\ &= N\mathcal{R}_{K-1}^*(G, F) + \mathbb{E} \left[\inf_{m \in \mathcal{C}} \left\{ \mathbb{E} \left[\left\| m^*(\mathbf{X}^{(\cdot)}) - m(\mathbf{X}^{(\cdot)}) \right\|_2^2 \mid \mathbf{X}^{(\cdot)} \right] \right\} \right] \\ &\leq N\mathcal{R}_{K-1}^*(G, F) + \inf_{m \in \mathcal{C}} \left\{ \mathbb{E} \left[\left\| m^*(\mathbf{X}^{(\cdot)}) - m(\mathbf{X}^{(\cdot)}) \right\|_2^2 \right] \right\} \\ &= \inf_{m \in \mathcal{C}} \left\{ \mathbb{E} \left[\left\| \mu - m(\mathbf{X}^{(\cdot)}) \right\|_2^2 \right] \right\} \\ &= N\mathcal{R}_{K-1}^c(G, F) \end{aligned}$$

There remains one last term to bound (namely c_i), but also in this case by definition:

$$\sum_{i=1}^N \mathbb{E}[c_i] = \sum_{i=1}^N \mathbb{E} \left[\left(m^c(\mathbf{X}_i^{(\cdot)}) - \hat{\mu}_i \right)^2 \right] = N \text{Err}(m^c, \hat{m})$$

Summing all the pieces and dividing by N we conclude with the proof for the first inequality. Next we prove the second inequality.

$$\begin{aligned}
\sum_{i=1}^N \mathbb{E} [(\mu_i - \hat{\mu}_i)^2] &= \sum_{i=1}^n \mathbb{E} \left[\left(\mu_i - m^c(\mathbf{X}_i^{(\cdot)}) + m^c(\mathbf{X}_i^{(\cdot)}) - \hat{\mu}_i \right)^2 \right] \\
&= \mathbb{E} \left[\left\| \mu - m^c(\mathbf{X}^{(\cdot)}) \right\|_2^2 \right] + \mathbb{E} \left[\left\| m^c(\mathbf{X}^{(\cdot)}) - \hat{\mu} \right\|_2^2 \right] + 2\mathbb{E} \left[\left(\mu - m^c(\mathbf{X}^{(\cdot)}) \right)^\top \left(m^c(\mathbf{X}^{(\cdot)}) - \hat{\mu} \right) \right] \\
&\stackrel{(i)}{\leq} \mathbb{E} \left[\left\| \mu - m^c(\mathbf{X}^{(\cdot)}) \right\|_2^2 \right] + \mathbb{E} \left[\left\| m^c(\mathbf{X}^{(\cdot)}) - \hat{\mu} \right\|_2^2 \right] + 2\mathbb{E} \left[\left\| \mu - m^c(\mathbf{X}^{(\cdot)}) \right\|_2^2 \right]^{1/2} \mathbb{E} \left[\left\| m^c(\mathbf{X}^{(\cdot)}) - \hat{\mu} \right\|_2^2 \right]^{1/2} \\
&\stackrel{(ii)}{\leq} N\mathcal{R}_{K-1}^c(G, F) + N \text{Err}(m^c, \hat{m}) + 2N\mathcal{R}_{K-1}^c(G, F)^{1/2} \text{Err}(m^c, \hat{m})^{1/2}
\end{aligned}$$

We divide by N to conclude. Let us now elaborate on the individual steps. For (i) we use symmetry due to exchangeability in model (3) and permutation equivariance of $\hat{\mu}$, followed by Cauchy-Schwartz, followed by a second application of the symmetry.

$$\begin{aligned}
\mathbb{E} \left[\left(\mu - m^c(\mathbf{X}^{(\cdot)}) \right)^\top \left(m^c(\mathbf{X}^{(\cdot)}) - \hat{\mu} \right) \right] &= N\mathbb{E} \left[\left(\mu_i - m^c(\mathbf{X}_i^{(\cdot)}) \right) \left(m^c(\mathbf{X}_i^{(\cdot)}) - \hat{\mu}_i \right) \right] \\
&\leq N\mathbb{E} \left[\left(\mu_i - m^c(\mathbf{X}_i^{(\cdot)}) \right)^2 \right]^{1/2} \mathbb{E} \left[\left(m^c(\mathbf{X}_i^{(\cdot)}) - \hat{\mu}_i \right)^2 \right]^{1/2} \\
&= \mathbb{E} \left[\left\| \mu - m^c(\mathbf{X}^{(\cdot)}) \right\|_2^2 \right]^{1/2} \mathbb{E} \left[\left\| m^c(\mathbf{X}^{(\cdot)}) - \hat{\mu} \right\|_2^2 \right]^{1/2}
\end{aligned}$$

For (ii): The bounds follow from definitions (13) and (21) and the bound derived in (23). \square

C Results for Auroral estimator (Section 5)

Throughout this section we let P_X be the projection operator onto the linear space spanned by the columns of $\mathbf{X}^{(\cdot)}$ and the ones vector $(1, \dots, 1)^\top$. With this notation it holds that $\hat{\mu}^{\text{AurL}} = P_X Y$, We also (with slight abuse of notation) write $m^* = m^*(\mathbf{X}^{(\cdot)})$.

C.1 Proof of Theorem 4

$$\begin{aligned}
\sum_{i=1}^N \mathbb{E} [(\mu_i - \hat{\mu}_i^{\text{AurL}})^2] &= \mathbb{E} \left[\left\| \mu - \hat{\mu}^{\text{AurL}} \right\|_2^2 \right] \\
&= \mathbb{E} \left[\left\| \mu - P_X Y \right\|_2^2 \right] \\
&= \mathbb{E} \left[\left\| \mu - P_X m^* + P_X m^* - P_X Y \right\|_2^2 \right] \\
&= \mathbb{E} \left[\left\| \mu - P_X m^* \right\|_2^2 \right] + \mathbb{E} \left[\left\| P_X m^* - P_X Y \right\|_2^2 \right] + 2\mathbb{E} \left[\left(\mu - P_X m^* \right)^\top (P_X m^* - P_X Y) \right] \\
&\leq N\mathcal{R}_{K-1}^{\text{Lin}}(G, F) + CK + 0
\end{aligned}$$

The conclusion will follow upon dividing by N . It remains to justify the three inequalities applied component-wise in the last step. First, the result $\mathbb{E}[\left\| \mu - P_X m^* \right\|_2^2] \leq N\mathcal{R}_{K-1}^{\text{Lin}}(G, F)$ is a special case of (23). The second inequality, $\mathbb{E}[\left\| P_X m^* - P_X Y \right\|_2^2] \leq CK$ is justified in Lemma 7 below noting that $\mathbb{E}[\left\| P_X m^* - P_X Y \right\|_2^2] = N \text{Err}(m^{\text{Lin}}, \hat{m})$, with the latter defined

in (21). Finally, let us show that the cross-term is ≤ 0 . Here the crucial fact we will use is that $\mathbb{E}[Y | \mu, \mathbf{X}^{(\cdot)}] = \mathbb{E}[Y | \mu] = \mu$:

$$\begin{aligned} \mathbb{E} \left[(\mu - P_X m^*)^\top (P_X m^* - P_X Y) \mid \mathbf{X}^{(\cdot)}, \mu \right] &= \mathbb{E} \left[(\mu - P_X m^*)^\top P_X (m^* - Y) \mid \mathbf{X}^{(\cdot)}, \mu \right] \\ &= (\mu - P_X m^*)^\top P_X (m^* - \mu) \\ &\stackrel{(i)}{=} (\mu - m^*)^\top P_X (m^* - \mu) \\ &\stackrel{(ii)}{\leq} 0 \end{aligned}$$

Integrating over $\mathbf{X}^{(\cdot)}, \mu$ we conclude. Let us quickly justify (i), (ii): Here (i) follows because $(m^* - P_X m^*)^\top P_X (m^* - \mu) = 0$, since $(m^* - P_X m^*)$ is orthogonal to the space spanned by P_X . (ii) holds since for any vector v , it holds that $v^\top P_X v \geq 0$, since P_X is positive semidefinite.

C.2 Lemma 7

The following Lemma may be derived from standard results on fixed design linear regression, see e.g., Theorem 11.1 in Györfi et al. [2006].

Lemma 7. *Assume there exists $C > 0$ such that almost surely $\text{Var} [Y_i | \mathbf{X}_i^{(\cdot)}] \leq C$, then the ordinary least squares fit \hat{m} satisfies $\text{Err} (m^{\text{Lin}}, \hat{m}) \leq C \frac{K}{N}$*

Proof. Let us note that in this case,

$$m^{\text{Lin}}(\mathbf{X}^{(\cdot)}) = P_X m^*(\mathbf{X}^{(\cdot)}), \quad \hat{m}(\mathbf{X}^{(\cdot)}) = P_X Y$$

Thus:

$$\begin{aligned} N \text{Err} (m^{\text{Lin}}, \hat{m}) &= \sum_{i=1}^N \mathbb{E} \left[\left(m^{\text{Lin}}(\mathbf{X}_i^{(\cdot)}) - \hat{m}(\mathbf{X}_i^{(\cdot)}) \right)^2 \right] \\ &= \mathbb{E} \left[\left\| P_X (m^*(\mathbf{X}^{(\cdot)}) - Y) \right\|_2^2 \right] \\ &= \mathbb{E} \left[\text{tr} \left(P_X (m^*(\mathbf{X}^{(\cdot)}) - Y) (m^*(\mathbf{X}^{(\cdot)}) - Y)^\top \right) \right] \\ &= \mathbb{E} \left[\text{tr} \left(P_X \mathbb{E} \left[(m^*(\mathbf{X}^{(\cdot)}) - Y) (m^*(\mathbf{X}^{(\cdot)}) - Y)^\top \mid \mathbf{X}^{(\cdot)} \right] \right) \right] \\ &= \mathbb{E} \left[\text{tr} \left(P_X \text{Var} [Y | \mathbf{X}^{(\cdot)}] \right) \right] \end{aligned}$$

By assumption we have $\text{Var} [Y | \mathbf{X}^{(\cdot)}] \leq C I_n$ in the positive semi-definite order and by trace properties it also follows: $\mathbb{E} \left[\text{tr} \left(P_X \text{Var} [Y | \mathbf{X}^{(\cdot)}] \right) \right] \leq C \mathbb{E} [\text{tr} (P_X)] \leq C \cdot K$. \square

C.3 Alternative conditions for Theorem 4 and Lemma 7

Proposition 8. (i) Assume there exists $\Gamma > 0$, such that $\mathbb{E}[Y_i^4] \leq \Gamma^2$, then:

$$\frac{1}{N} \sum_{i=1}^N \mathbb{E} \left[(\mu_i - \hat{\mu}_i^{AurL})^2 \right] \leq \mathcal{R}_{K-1}^{Lin}(G, F) + \Gamma \sqrt{\frac{K}{N}}$$

(ii) Assume there exist $C_N > 0$ such that $\mathbb{E} \left[\max_{i=1, \dots, N} \text{Var}[Y_i | \mathbf{X}_i^{(\cdot)}] \right] \leq C_N$, then:

$$\frac{1}{N} \sum_{i=1}^N \mathbb{E} \left[(\mu_i - \hat{\mu}_i^{AurL})^2 \right] \leq \mathcal{R}_{K-1}^{Lin}(G, F) + C_N \frac{K}{N}$$

Note that this statement subsumes Theorem 4, where in the latter case C_N does not depend on N , while here C_N may grow with N .

Proof. For part (i) the argument is the same as in Theorem 4, with the exception of the result of Lemma 7, which we replace by the bound $N \text{Err}(m^{\text{Lin}}, \hat{m}) \leq \Gamma \sqrt{KN}$. To show this, let $h_i = (P_X)_{ii}$, then:

$$\begin{aligned} \mathbb{E} \left[\text{tr} \left(P_X \text{Var}[Y | \mathbf{X}^{(\cdot)}] \right) \right] &= \sum_{i=1}^N \mathbb{E} \left[h_i \text{Var}[Y_i | \mathbf{X}_i^{(\cdot)}] \right] \\ &\leq \sum_{i=1}^N \mathbb{E} [h_i^2]^{1/2} \mathbb{E} \left[\text{Var}[Y_i | \mathbf{X}_i^{(\cdot)}]^2 \right]^{1/2} \\ &\stackrel{(i)}{\leq} N \sqrt{\frac{K}{N}} \Gamma \end{aligned}$$

For the last inequality, (i) we used the following two intermediate results: First, note that $\mathbb{E}[\sum_{i=1}^N h_i] = \mathbb{E}[\text{tr}(P_X)] \leq K$ and so by symmetry $\mathbb{E}[h_i] = K/N$ and $\mathbb{E}[h_i^2] \leq \mathbb{E}[h_i] \leq K/N$. On the other hand:

$$\mathbb{E} \left[\text{Var}[Y_i | \mathbf{X}_i^{(\cdot)}]^2 \right] \leq \mathbb{E} \left[\mathbb{E} \left[Y_i^2 | \mathbf{X}_i^{(\cdot)} \right]^2 \right] \leq \mathbb{E} \left[\mathbb{E} \left[Y_i^4 | \mathbf{X}_i^{(\cdot)} \right] \right] = \mathbb{E} [Y_i^4] \leq \Gamma^2$$

For (ii) it suffices to show $N \text{Err}(m^{\text{Lin}}, \hat{m}) \leq C_N K$. Arguing as in the proof of Lemma 7, we see that $\text{tr} \left(P_X \text{Var}[Y | \mathbf{X}^{(\cdot)}] \right) \leq \max_{i=1, \dots, N} \text{Var}[Y_i | \mathbf{X}_i^{(\cdot)}] \cdot K$. Integrating over $\mathbf{X}^{(\cdot)}$ we conclude. \square

D Details for Examples of Section 5.1

D.1 Proof of Example 2

Proof. We consider the more general case where $Z_{ij} | \mu_i \sim \mathcal{N}(\mu_i, \sigma^2)$. The results for the example may be recovered by taking $\sigma^2 = 1$.

a) The calculations are standard, e.g., see Chapter 1 of Efron [2012]. First, using Stein's identity we get that:

$$\mathbb{E} \left[\|\hat{\mu}^{JS} - \mu\|_2^2 \right] = N \frac{\sigma^2}{K} - \frac{\sigma^4}{K^2} (N-2)^2 \mathbb{E} \left[\frac{1}{\|\bar{Z}\|_2^2} \right]$$

Now notice that $\|\bar{Z}\|_2^2 \sim (\sigma^2/K + A)\chi_N^2$ and so $\mathbb{E} \left[(N-2)(\sigma^2/K + A)/\|\bar{Z}\|_2^2 \right] = 1$, which in turn yields:

$$\mathbb{E} \left[\|\hat{\mu}^{JS} - \mu\|_2^2 \right] = N \frac{\sigma^2}{K} - \frac{\frac{\sigma^4}{K^2} (N-2)}{\frac{\sigma^2}{K} + A} = \frac{N \frac{\sigma^2}{K} A}{\frac{\sigma^2}{K} + A} + \frac{2 \frac{\sigma^4}{K^2}}{\frac{\sigma^2}{K} + A}$$

Dividing by N we get the required claim.

b) This result appears (with a typo) as Corollary 1 in [Coey and Cunningham \[2019\]](#). It may also be derived as in the following proof for $\hat{\mu}^{\text{AurL}}$.

c) Throughout we write $\hat{\mu}$ for $\hat{\mu}^{\text{AurL}} = P_X Y$. First:

$$\begin{aligned} \mathbb{E} \left[\|\mu - \hat{\mu}\|_2^2 \right] &= \mathbb{E} \left[\|\mu - Y + Y - \hat{\mu}\|_2^2 \right] \\ &= \mathbb{E} \left[\|Y - \hat{\mu}\|_2^2 \right] + \mathbb{E} \left[\|Y - \mu\|_2^2 \right] - 2\mathbb{E} \left[(Y - \mu)^\top (Y - \hat{\mu}) \right] \end{aligned}$$

Notice that $\mathbb{E} \left[\|Y - \mu\|_2^2 \right] = N\sigma^2$. By conditioning on $\mu, \mathbf{X}^{(\cdot)}$, it follows:

$$\begin{aligned} \mathbb{E} \left[(Y - \mu)^\top (Y - \hat{\mu}) \right] &= \mathbb{E} \left[(Y - \mu)^\top (I - P_X) Y \right] \\ &= \mathbb{E} \left[(Y - \mu)^\top (I - P_X) (Y - \mu) \right] \\ &= \mathbb{E} \left[\text{tr} \left((I - P_X) \mathbb{E} \left[(Y - \mu)(Y - \mu)^\top \mid \mu, \mathbf{X}^{(\cdot)} \right] \right) \right] \\ &= (N - K)\sigma^2 \end{aligned}$$

Here we used that $Y_i \mid \mu_i$ is homoskedastic. So as an intermediate result we conclude that:

$$\mathbb{E} \left[\|\mu - \hat{\mu}\|_2^2 \right] = \mathbb{E} \left[\|Y - \hat{\mu}\|_2^2 \right] - (N - 2K)\sigma^2$$

For the remaining term we condition on $\mathbf{X}^{(\cdot)}$ and observe that $P_X \mathbb{E}[Y \mid \mathbf{X}^{(\cdot)}] = \mathbb{E}[Y \mid \mathbf{X}^{(\cdot)}]$ and also use that $Y_i \mid \mathbf{X}_i^{(\cdot)}$ is homoskedastic,

$$\begin{aligned} \mathbb{E} \left[\|Y - \hat{\mu}\|_2^2 \mid \mathbf{X}^{(\cdot)} \right] &= \mathbb{E} \left[\|(I - P_X) Y\|_2^2 \mid \mathbf{X}^{(\cdot)} \right] \\ &= \mathbb{E} \left[\left\| (I - P_X) \left(Y - \mathbb{E}[Y \mid \mathbf{X}^{(\cdot)}] \right) \right\|_2^2 \mid \mathbf{X}^{(\cdot)} \right] \\ &= \mathbb{E} \left[\text{tr} \left((I - P_X) \text{Var}[Y \mid \mathbf{X}^{(\cdot)}] \right) \mid \mathbf{X}^{(\cdot)} \right] \\ &= (N - K) \text{Var}[Y_1 \mid \mathbf{X}_1^{(\cdot)}] \end{aligned}$$

Furthermore,

$$\text{Var}[Y_1 \mid \mathbf{X}_1^{(\cdot)}] = \text{Var}[Y_1 \mid \bar{X}_1] = \text{Var}[Y_1] - \frac{\text{Cov}[Y_1, \bar{X}_1]^2}{\text{Var}[\bar{X}_1]} = \sigma^2 + A - \frac{A^2}{A + \frac{\sigma^2}{K-1}} = \sigma^2 + \frac{A \frac{\sigma^2}{K-1}}{A + \frac{\sigma^2}{K-1}}$$

Putting everything together and rearranging terms we conclude. \square

D.2 Formal statements for Example 3

D.2.1 Asymptotics for CC-L estimator in location families

Proposition 9 (Asymptotic risk of CC-L). *We assume that:*

(Likelihood) *The location family density $f(\cdot)$ w.r.t. the Lebesgue measure is symmetric around 0 and has a fourth moment, i.e., $\int x^4 f(x) dx < \infty$.*

(Prior) *The prior distribution G has compact support $[t_1, t_2]$ and is not degenerate, i.e., it holds that $A := \text{Var}_G [\mu] > 0$, where $\mu \sim G$.*

(Asymptotics) *Asymptotically as $N \rightarrow \infty$ it holds that $K \rightarrow \infty$ and $K/N \rightarrow 0$.*

Then:

$$\frac{1}{N} \sum_{i=1}^N \mathbb{E} \left[(\mu_i - \hat{\mu}_i^{\text{CC-L}})^2 \right] \Big/ \frac{\sigma^2}{K} \rightarrow 1 \text{ as } N \rightarrow \infty$$

Proof. To simplify the exposition of the proof, we make a centering assumption that $\mathbb{E}_G [\mu] = 0$ and we fit the linear regression without intercept ($\beta_0 = 0$). The results are identical for the uncentered case where $\mathbb{E}_G [\mu] \neq 0$ and we use an intercept.

We prove the lower bound first. Let us note that the estimator takes the form $\hat{\mu}_i^{\text{CC-L}} = \hat{\beta} \bar{X}_i$ where $\bar{X}_i = \sum_{j=1}^{K-1} X_{ij} / (K-1)$ and:

$$\hat{\beta} = \frac{\sum_{i=1}^N Y_i \bar{X}_i}{\sum_{i=1}^N \bar{X}_i^2}$$

Let us note that $\mathbb{E} [Y_i \bar{X}_i] = A$ and $\mathbb{E} [\bar{X}_i^2] = A + \sigma^2/K$. Our moment assumptions establish,

$$\sqrt{N} \left(\hat{\beta} - \frac{A}{A + \sigma^2/K} \right) = O_{\mathbb{P}}(1)$$

On the other hand,

$$\frac{A}{A + \sigma^2/K} - 1 = \frac{1}{K} \frac{\sigma^2}{A + \sigma^2/K} = O(1/K)$$

The results together, along with $K/N = o(1)$ imply that

$$\sqrt{K} (\hat{\beta} - 1) = o_{\mathbb{P}}(1)$$

We next also notice that by the central limit theorem $\sqrt{K}(\bar{X}_1 - \mu_1) \xrightarrow{\mathcal{D}} \mathcal{N}(0, \sigma^2)$ and that therefore by Slutsky:

$$\sqrt{K} (\hat{\mu}_1^{\text{CC-L}} - \mu_1) = \sqrt{K} (\hat{\beta} \bar{X}_1 - \mu_1) = \sqrt{K} (\hat{\beta} - 1) \bar{X}_1 + \sqrt{K} (\bar{X}_1 - \mu_1) \xrightarrow{\mathcal{D}} \mathcal{N}(0, \sigma^2)$$

Then, by Fatou's Lemma:

$$\liminf_{N \rightarrow \infty} \mathbb{E} \left[\left(\sqrt{K} (\hat{\mu}_1^{\text{CC-L}} - \mu_1) \right)^2 \right] \geq \mathbb{E} [\tilde{Z}^2] = \sigma^2, \text{ where } \tilde{Z} \sim \mathcal{N}(0, \sigma^2)$$

By exchangeability: $\frac{1}{N} \sum_{i=1}^N \mathbb{E} \left[(\mu_i - \hat{\mu}_i^{\text{CC-L}})^2 \right] = \mathbb{E} \left[(\hat{\mu}_1^{\text{CC-L}} - \mu_1)^2 \right]$ and so we have established that:

$$\liminf_{N \rightarrow \infty} \frac{1}{N} \sum_{i=1}^N \mathbb{E} \left[(\mu_i - \hat{\mu}_i^{\text{CC-L}})^2 \right] / \frac{\sigma^2}{K} \geq 1$$

Let us now check the upper bound. Repeating the argument of the proof of Theorem 4 and noting that $\text{Var} [Y_i | \bar{X}_i] \leq C$ for some $C < \infty$ by our assumptions on the support of μ and since $\sigma_i^2 = \text{Var} [Y_i | \mu_i]$ is constant for location families, we get:

$$\frac{1}{N} \sum_{i=1}^N \mathbb{E} \left[(\mu_i - \hat{\mu}_i^{\text{CC-L}})^2 \right] \leq \inf_{\beta \in \mathbb{R}} \mathbb{E} \left[(\mu_i - \beta \cdot \bar{X}_i)^2 \right] + C \frac{1}{N}$$

The first term is upper bounded by σ^2/K by plugging in $\beta = 1$ and since $K/N \rightarrow 0$ we get:

$$\limsup_{N \rightarrow \infty} \frac{1}{N} \sum_{i=1}^N \mathbb{E} \left[(\mu_i - \hat{\mu}_i^{\text{CC-L}})^2 \right] / \frac{\sigma^2}{K} \leq 1$$

□

D.2.2 Asymptotics for Auroral estimator in location families

Theorem 10. *Assume that:*

(Regular likelihood) *The density $f(\cdot)$ w.r.t. Lebesgue measure λ is twice continuously differentiable, symmetric around 0 and the distribution function $F(\cdot)$ is strictly increasing on its support. The function $u \mapsto \ell''(F^{-1}(u))$ is Lipschitz continuous on $[0, 1]$, where $\ell(x) = \log(f(x))$. It also holds that $f(x), f'(x), \ell'(x)F(x), (\ell'(x))^2 F(x) \rightarrow 0$ as $x \rightarrow -\infty$. Finally, the location Fisher information exists, is finite and may be evaluated by an exchange of integrals:*

$$\mathcal{I}(f) := \int \ell'(x)^2 f(x) dx = - \int \ell''(x) f(x) dx < \infty$$

(Second moment) *The second moment of f exists, i.e. $\int x^2 f(x) dx < \infty$.*

(Regular prior) *The prior distribution G has compact support $[t_1, t_2]$ and has density g w.r.t. the Lebesgue measure λ with $g > 0$ in $[t_1, t_2]$. Furthermore, g is absolutely continuous on $[t_1, t_2]$, satisfies $g(t_1) = g(t_2) = 0$ and also has finite Fisher information:*

$$\mathcal{I}(g) := \int \frac{g'(x)^2}{g(x)} dx < \infty$$

(Asymptotics) *Asymptotically as $N \rightarrow \infty$ it holds that $K \rightarrow \infty$ and $K^2/N \rightarrow 0$.*

Then:

$$\frac{1}{N} \sum_{i=1}^N \mathbb{E} \left[(\mu_i - \hat{\mu}_i^{\text{AurL}})^2 \right] / \mathcal{R}_K^*(G, F) \rightarrow 1 \text{ as } N \rightarrow \infty$$

Remark 11. We do not attempt to provide the strongest possible conditions here. See for example [Stigler, 1969, Mason et al., 1981, Van der Vaart, 2000] and references therein for results on L-statistics under less stringent assumptions.

Proof. Let us start with the lower bound. By Corollary 12 below (van Trees inequality) it holds for the Bayes risk that,

$$\mathcal{R}_K^*(G, F) \geq \frac{1}{K\mathcal{I}(f) + \mathcal{I}(g)}$$

So:

$$\liminf_{N \rightarrow \infty} \frac{K}{N} \sum_{i=1}^N \mathbb{E} \left[(\mu_i - \hat{\mu}_i^{\text{AurL}})^2 \right] \geq \liminf_{N \rightarrow \infty} (K\mathcal{R}_{K-1}^*(G, F)) \geq \frac{1}{\mathcal{I}(f)}$$

Let us verify the upper bound now. The first step here will consist of upper bounding the risk $\mathcal{R}_K^{\text{Lin}}(G, F)$. We will do this by choosing an appropriate function from the class $\text{Lin}(\mathbb{R}^K)$, cf. (14) and bounding its mean squared error for estimating μ_i . To this end, fix $\beta_{(0)}$ for the intercept and let $\beta_{(j)} = h(j/(K+1))$, $j = 1, \dots, K$ for a Lipschitz-continuous function $h : [0, 1] \rightarrow \mathbb{R}$. The L-statistic we study thus takes the form

$$T_i = \beta_{(0)} + \frac{1}{K} \sum_{j=1}^K h(j/(N+1)) X_{i(j)}$$

Next note that we may write $X_{ij} = \mu_i + \tilde{X}_{ij}$ where $\tilde{X}_{ij} \sim f(\cdot)$ is 0-centered, so that:

$$T_i = \mu_i \frac{1}{K} \sum_{j=1}^K h(j/(N+1)) + \beta_{(0)} + \frac{1}{K} \sum_{j=1}^K h(j/(N+1)) \tilde{X}_{i(j)}$$

Lipschitz continuity of h and a Riemann-integration argument show that:

$$\frac{1}{K} \sum_{j=1}^K h(j/(N+1)) = \int_0^1 h(u) du + O(1/K)$$

Choosing β_0 to be $-\frac{1}{K} \sum_{j=1}^K h(j/(N+1)) \mathbb{E}[\tilde{X}_{i(j)}]$, we thus get that (with the $O(1/K)$ term being uniform over μ_i in the support of G):

$$\text{Bias}(T_i | \mu_i) = \mathbb{E}[T_i | \mu_i] - \mu_i = \left(\int_0^1 h(u) du - 1 \right) \cdot \mu_i + O(1/K)$$

Section 22.2 in Van der Vaart [2000] establishes that (here the $o(1/K)$ does not depend on μ_i):

$$\text{Var}[T_i | \mu_i] = \frac{1}{K} \int \int h(F(x)) h(F(y)) (F(x \wedge y) - F(x)F(y)) dx dy + o(1/K)$$

Now let us make the concrete choice $h(u) = -\frac{1}{\mathcal{I}(f)} \ell''(F^{-1}(u))$. By our assumptions it is indeed Lipschitz continuous and so the above calculations hold. Furthermore:

$$\int_0^1 h(u) du = -\frac{1}{\mathcal{I}(f)} \int_0^1 \ell''(F^{-1}(u)) du = -\frac{1}{\mathcal{I}(f)} \int \ell''(u) f(u) du = \frac{\mathcal{I}(f)}{\mathcal{I}(f)} = 1$$

This implies that the Bias is of order $O(1/K)$. For the variance, using repeated integration by parts and the regularity assumptions on f , we may calculate that

$$\int \int h(F(x))h(F(y)) (F(x \wedge y) - F(x)F(y)) dx dy = \frac{1}{\mathcal{I}(f)}$$

The above calculations together show that:

$$K\mathcal{R}_K^{\text{Lin}}(G, f) \leq \frac{1}{\mathcal{I}(f)}(1 + o(1)) \text{ as } K \rightarrow \infty$$

Therefore, by Theorem 4 and noting that $\text{Var}[Y_i | \mathbf{X}_i^{(\cdot)}] \leq C$ for some $C < \infty$ (arguing as in the proof of Proposition 9), we get

$$\frac{K}{N} \sum_{i=1}^N \mathbb{E} \left[(\mu_i - \hat{\mu}_i^{\text{AurL}})^2 \right] \leq K \left(\mathcal{R}_{K-1}^{\text{Lin}}(G, f) + C \frac{K}{N} \right) \leq \frac{1}{\mathcal{I}(f)}(1 + o(1)) + C \frac{K^2}{N}$$

The conclusion follows by taking $N \rightarrow \infty$ since then $K \rightarrow \infty$, $K^2/N \rightarrow 0$. □

Corollary 12 (The van Trees inequality for location families). *In the setting of Example 3, assume that:*

- (a) *The density $f(\cdot)$ w.r.t. Lebesgue measure λ is absolutely continuous and symmetric around 0.*
- (b) *The location Fisher information for $f(\cdot)$ exists and is finite:*

$$\mathcal{I}(f) := \int \frac{f'(x)^2}{f(x)} dx < \infty$$

- (c) *The prior distribution G has compact support $[t_1, t_2]$ and has density g w.r.t. the Lebesgue measure λ . Furthermore, g is absolutely continuous on $[t_1, t_2]$, satisfies $g(t_1) = g(t_2) = 0$ and also has finite Fisher information:*

$$\mathcal{I}(g) = \int \frac{g'(x)^2}{g(x)} dx < \infty$$

Then, the Bayes risk $\mathcal{R}_K^(G, f)$ for estimating μ_i satisfies:*

$$\mathcal{R}_K^*(G, F) \geq \frac{1}{K\mathcal{I}(f) + \mathcal{I}(g)}$$

Proof. This is a direct corollary of the van Trees inequality [Van Trees, 1968, Gill and Levit, 1995]. Concretely, here we apply the form presented in Theorem 2.13 in Tsybakov [2008]. There results are phrased more generally for models $p(x, t)$, where $p(\cdot, t)$ is the Lebesgue density for a fixed parameter value t . Here we have $p(x, t) = f(x - t)$, which simplifies results. Concretely, we quickly verify the three assumptions (i),(ii),(iii) of Theorem 2.13 in Tsybakov [2008]:

For (i), joint measurability of $p(x, t)$ in (x, t) follows from absolute continuity of $f(\cdot)$. For (ii) we use translation invariance of the Lebesgue measure to note that the Fisher information is constant as a function of the location parameter. We also use the fact that the Fisher Information in the experiment where we observe K independent replicates is equal to K -times the Fisher information in the experiment with a single replicate. Finally, assumption (iii) in Tsybakov [2008] is identical to assumption (c). □

E Proof for Corollary 5

Proof. First let us note that conditionally on μ_i , Y_i and X_i are independent. This holds because (conditionally on μ_i) they are jointly Normal and so we only need to check they are uncorrelated. Recall $X_i = Z_i + \delta\varepsilon_i$, $Y_i = Z_i - \frac{1}{\delta}\varepsilon_i$ and so:

$$\text{Cov}[Y_i, X_i] = \text{Var}[Z_i] - \delta\frac{1}{\delta}\text{Var}[\varepsilon_i] = 0$$

Next, repeating the arguments of the proof of Theorem 2, we get,

$$\frac{1}{N} \sum_{i=1}^N \mathbb{E}_{G,F} \left[(\mu_i - \hat{\mu}_i^{\text{AurIso}})^2 \right] \leq \mathcal{R}_{\sigma^2}^*(G) + 2 \left(\mathcal{R}_{\sigma^2(1+\delta^2)}^*(G, F) - \mathcal{R}_{\sigma^2}^*(G) \right) + 2 \text{Err}(m^*, \hat{m})$$

So we only need to bound $\text{Err}(m^*, \hat{m})$, the in-sample estimation error for $m^*(\cdot)$ at the observations X_1, \dots, X_N . We note the following two properties of $x \mapsto m^*(x) = \mathbb{E}[\mu_i | X_i = x]$: first it is non-decreasing in x [Houwelingen and Stijnen, 1983] and second $m^*(x) \in [-M, M]$ (recall $\mu_i \sim G$ and G is supported on $[-M, M]$). Thus the total variation of m^* is bounded by $2M$. Finally, as in (15), it holds that:

$$\text{Var}[Y_i | X_i] = \text{Var}[\mu_i | X_i] + \mathbb{E} \left[\text{Var}[Y_i | \mu_i] | \mathbf{X}_i^{(\cdot)} \right] \leq M^2 + \sigma^2(1 + 1/\delta^2)$$

Here we used that the distribution of $\mu_i | X_i$ is also supported on $[-M, M]$ and that $\text{Var}[Y_i | \mu_i] = \sigma^2(1 + 1/\alpha^2)$. Hence now we are ready to apply results on risk bounds for (fixed design) isotonic regression. Concretely, using Theorem 2.2, part (ii) in Zhang [2002], it follows that for a universal constant $C > 0$:

$$2 \text{Err}(m^*, \hat{m}) \leq C \left[\left(\frac{(M^2 + \sigma^2(1 + 1/\delta^2)) M}{N} \right)^{2/3} + \frac{(M^2 + \sigma^2(1 + 1/\delta^2)) \log(eN)}{N} \right]$$

□