

# HEB: Hybrid Expenditure Blockchain

Itay Tsabary  
Technion, IC3  
sitay@campus.technion.ac.il

Itay Tsabary  
VMware Research  
spiegelmans@vmware.com

Ittay Eyal  
Technion, VMware Research, IC3  
ittay@technion.ac.il

## ABSTRACT

The study of *Proof of Work (PoW)* has culminated with the introduction of *cryptocurrency blockchains* like Bitcoin. These protocols require their operators, called *miners*, to expend computational resources and they reward them with minted cryptocurrency tokens. The system is secure from attackers who cannot expend resources at a rate equivalent to that of all benign miners. But the resource requirement is arbitrary – the product of the number of minted tokens and their *real value*.

We present *Hybrid Expenditure Blockchain (HEB)*, a novel cryptocurrency PoW protocol that allows its designer to tune external expenditure. To the best of our knowledge, this is the first tunable PoW protocol. Despite the reduced resource expenditure, it maintains the security guarantees of pure PoW protocols against rational attacks.

*HEB* has practical implications, as global power expenditure on PoW blockchains exceeds that of a medium-sized country. Applying *HEB* in operational PoW systems can significantly reduce their ecological footprint.

## 1 INTRODUCTION

Since the introduction of *Nakamoto's blockchain* and Bitcoin [71], there has been a renaissance of *cryptocurrency* blockchain protocols, with a market cap estimated at US\$250B [28]. In such systems principals called *miners* maintain a currency, including minting of *tokens* and facilitating system-internal token transactions.

Unlike pre-Bitcoin systems, they are *decentralized*, with no privileged entities. They are also *permissionless*, allowing miners to join the system without permission of existing participants. To achieve these properties, systems including Bitcoin [71] and Ethereum [17] utilize *Proof of Work (PoW)* [33, 54]. PoW protocols require miners to continuously expend resources, namely electricity, forcing an attacker to expend at a higher rate than all other miners combined. That makes them very expensive to attack. PoW systems secure 80% (US\$200B) of the capital in the cryptocurrency market [28].

To compensate for their resource expenditure, cryptocurrencies reward miners with tokens, which they can sell at market price for fiat currency (e.g., USD, EUR). Thus, higher token prices imply higher mining rewards, drawing more miners to participate, creating competition and leading to more expended resources. That is, PoW electricity expenditure depends directly on cryptocurrency value. Indeed, with the rise of cryptocurrency prices, the amount of resources spent on PoW mining has been exponentially growing [12, 36], with significant ecological impact [1, 2, 30, 35, 47, 48, 67]. Bitcoin alone is responsible for about 0.24% of the global electricity usage [29, 42], surpassing countries like Austria and Colombia. This level of resource guzzling is arbitrary – the expenditure on security of existing PoW protocols equals their mining profits,

and the system designer had no means of reducing the ecological impact.

In this work we present *Hybrid Expenditure Blockchain (HEB)* – a tunable PoW cryptocurrency protocol that lowers electricity consumption compared to classical PoW protocols, while providing similar security guarantees against rational attackers.

Previous work (§2) explored less environmentally-damaging alternatives, including expending different resources [10, 70], and performing useful rather than useless work [7, 82]. These solutions either waste different resources, make different assumptions, or provide different guarantees.

Another alternative is *Proof of Stake (PoS)* [43, 46, 59], which also operates under different model assumptions and avoids external resource expenditure altogether. PoS shares some elements with this work, prominently the utilization of the system token for security. However, the model assumptions, the solution, and the guarantees are distinct. In particular, we use the standard PoW assumptions, and unlike PoS miners expend (lose) their tokens for mining.

To reason about *HEB* we first refine the standard model for cryptocurrency systems (§3). As usual, we consider a set of rational miners that optimize their revenues [20, 40, 45, 76, 79] and an adversary who is willing to expend resources in order to attack. But in addition, we define the relation of cryptocurrency price and its minting rate based on the *equation of exchange* [16, 18, 69]. We emphasize that *HEB* maintains the same economic properties of a classical cryptocurrency system, specifically with respect to its token minting rate.

Nakamoto's protocol [71] can be trivially instantiated in our model (§4), and will serve as a baseline for comparison.

For evaluation we consider a variety of cryptocurrency metrics (§5). These include common metrics, namely coalition resistance and tendency to encourage coalitions [37, 40, 76, 79]. We introduce a new metric – external expenditure, measuring the resources spent on PoW. Instead of the binary metric *permissioned/permissionless* (classical-consensus-protocols/Nakamoto-Blockchain, respectively), we introduce a continuous metric of *permissiveness*, describing the cost of entrance to the system. Finally, we tease apart the common safety-violation security metric into two. We observe that such attacks in classical PoW systems require high resource investment from the attacker, however, once successful, completely refund their costs. We therefore consider this type of attacks, as well as sabotage where the attacker is not refunded.

*HEB*, achieves similar security properties to classical PoW, but with lower external expenditure (§6). It operates similarly to a classical PoW protocol, but *enables* miners to spend system coins in a specific, internal manner as part of the mining process. Miners who do so increase their rewards, resulting with this being a Nash-equilibrium. This incentivizes miners to spend a portion of their resources internally, keeping the total mining expenses at the same

level as classical PoW while reducing the external ones. Maintaining high block creation costs keeps the required high attack resource investment. The internally-spent coins are redistributed using a novel redistribution technique, which might be of independent interest (e.g., for regulating transaction fees).

Note that naive adjustments of the cryptocurrency minting rate, or alternatively, *forcing* miners to internally spend, are both not effective. We briefly review trivial and non-trivial options in the appendix (§A).

Analyzing *HEB* against our evaluation metrics shows how its parameters affect the system properties (§7). We demonstrate how *HEB* can achieve significantly lower electricity consumption, while maintaining high safety-violation threshold against adversaries who seek to increase their revenue rather than to sabotage the system. Such adversaries are, conceivably, the main threat to cryptocurrencies, whereas sabotage is less common due to the requirement for sustained effort and lack of direct motive [8, 27, 55].

We discuss several practical considerations for *HEB* (§8). These include utilizing a pure PoW ramp-up period to create sufficient currency circulation, and addressing discretization issues.

In summary, we make the following contributions:

- A model for PoW blockchains that relates internal and external currencies (§3);
- novel cryptocurrency evaluation metrics: external expenditure, (continuous) permissiveness level, and refundable attack threshold (§5);
- *HEB*, a tunable hybrid-expenditure protocol (§6);
- an analysis showing *HEB* reduces external expenditure without harming security against rational miners (§7); and
- solutions to practical implementation concerns (§8).

## 2 RELATED WORK

First proposed by Dwork and Naor [33], proof of work schemes [54] originally aimed to increase the cost of attacks like Spam email by requiring the attacker to expend resources for each send. Aspnes et al. [6] suggests using moderately hard puzzles to secure distributed consensus from Sybil attacks where an attacker masquerades as multiple entities. Nakamoto [71] incorporated incentives into the PoW consensus by implementing a blockchain, an economic system called the Bitcoin cryptocurrency. The incentives allow the blockchain to automatically adjust the required work difficulty as a function of the number of participants. In Nakamoto’s blockchain and all subsequent PoW protocols we are aware of, the incentives equal the number of generated cryptocurrency coins (and fees). We are not aware of previous work aiming to tune PoW expenditure in cryptocurrencies – the main focus of this work. In the rest of this section we survey the significant body of work introducing PoW-based consensus alternatives (§2.1) and analyses of current PoW systems (§2.2).

### 2.1 PoW Alternatives

*Permissioned systems.* These systems assume a set of entities that run a Byzantine fault tolerant [9, 21, 50, 56, 61, 81] algorithm to determine system state, and are also in charge of making membership changes. Unlike *HEB*, these systems are *permissioned*, as new participants require the authorization of existing users to join.

Such solutions are common in the enterprise market [9, 19], but are not directly suitable for permissionless cryptocurrency systems.

*Proof of stake.* An alternative approach is PoS, used by systems like Algorand [59] and Ouroboros [46]. To allow users to join freely while still averting Sybil-attacks [32], these systems limit participation to users with stake in the system, i.e., users who own tokens. The Sybil-deterrence mechanism is the cost to acquire these tokens, and as in the previous approach, the stakeholders run an agreement protocol to determine the system state.

These systems are designed and analyzed under different assumptions from PoW. Their security is measured with respect to the amount of owned tokens rather than expended resources. They assume a new participant wanting to join the system can acquire as many system tokens as she desires, and is only limited by her own budget constraints. Some PoS systems assume users voluntarily delete deprecated data [59] or assume clients remain online for extended periods [46]. In contrast, our model uses the PoW assumptions.

*Proof of activity.* Bentov et al. [11] propose a system utilizing PoW to elect a committee of participants among the system stakeholders, who then run a variation of a classical permissioned distributed consensus protocol. Similarly to Algorand [46], they also make assumptions regarding the availability of stake holders to ensure system progress. *HEB* does not require assumptions of that sort since its blocks can be generated without tokens.

*Proof of useful work.* This approach suggests performing useful work for PoW, that is, work that has external value outside the security of the cryptocurrency system [7, 84]. However, these protocols also operate under different assumptions. Ball et al. [7] relies on users providing problem instances altruistically, while Zhang et al. [82] rely on trusted hardware, i.e., a manufacturer like Intel.

In this work we focus on reduction of wastefulness rather than its re-purposing, without relying on a centralized authority nor assuming altruistic behavior.

*Proof of burn.* A different suggestion for PoW replacement is *proof-of-burn* [58, 73, 78], in which miners prove the depletion of another cryptocurrency, typically PoW-based, to create blocks. This scheme replaces burning electricity with burning another currency. This increases the scarcity of the burnt coins, and hence that currency’s value, maintaining high minting costs and negative environmental impact. In contrast, *HEB* reduces the expended external resources without deferring the waste.

*Proof of space.* Permacoin [70] and MeshCash [10] both use storage instead of computations as basis for their puzzles. However, this approach still results with physical resource expenditure. *HEB* reduces any external expenditure, and can be applied to such systems as well.

### 2.2 PoW Analysis

Previous work also focuses on incentive compatibility analysis of classical PoW systems [20, 38, 40, 45, 52, 64, 65, 72, 76, 79, 84]. It models miners as players in a game striving to maximize their revenue, and analyzes the optimality of various mining strategies. We apply similar techniques in the analysis of *HEB*.

Chen et al. [22] define properties of reward allocation rules in a PoW system. Their work focuses on proofs for a family of reward allocation rules for a single block, and does not consider environmental impact nor malicious agents. We note that *HEB* protocol's reward allocation rule matches their presented axioms.

### 3 MODEL

We now present a model for an abstract blockchain system, instantiated with a cryptocurrency protocol. We clearly distinguish the two, allowing us to consider different cryptocurrency instantiations.

We begin by presenting the blockchain, the participating entities and how the system derives its state (§3.1). We then define how a cryptocurrency protocol instantiates that system, defining an internal system currency based on the blockchain (§3.2). We follow by formalizing the economic relation of the internal currency with an external one serving as a reference point (§3.3), and present how the system makes progress (§3.4). We conclude by formalizing the cryptocurrency system as a game, to be used in our game-theoretic analysis (§3.5).

#### 3.1 Blockchain and System Principals

The system comprises a shared *global storage*  $S^G$ , a *scheduler*, principals maintaining the system named *agents*, and system users called *clients*.

*Global storage.* The global storage is an append-only set containing elements called *blocks*. Each block includes a reference to another block and data generated by system clients, with the only exception being a so-called *genesis block*. The global storage  $S^G$  initially contains only the genesis block. Hence, blocks define a directed tree data structure.

We refer to paths in the data structure starting with the genesis block and ending at a leaf block as *chains*. We denote for any chain  $C$  its last block and length as  $last(C)$  and  $length(C)$ , respectively. We divide a chain  $C$  to *epochs* of  $\ell$  blocks. For any  $k \in \mathbb{N}$ , epoch  $k$  includes the series of blocks  $[\ell k + 1, \ell(k + 1)]$  in  $C$ .

Let there be the function  $LC(S^G)$ , returning an arbitrarily-yet-deterministically ordered list of the longest chains in  $S^G$ .

Also let there be the function  $LMP(S^G)$ , returning the longest mutual prefix of the longest chains in  $S^G$ . Note that if there is a single longest chain ( $|LC(S^G)| = 1$ ) then that chain is also the longest mutual prefix chain, and in such scenario we refer to it as the *main chain*.

*Agents and scheduler.* We assume that agents and clients are static during an epoch execution, that is, do not change during the course of an epoch. Denote  $Agents(k)$  and  $Clients(k)$  the agents and clients of epoch  $k$ , respectively.

Each agent  $i$  has a local storage  $S_i^L$  accessible only to her. Like the  $S^G$ , it is also an append-only block set.

The scheduler invokes agents, allowing them to create blocks in their local storage, and to publish their local blocks (i.e., copy them to  $S^G$ ). We denote  $N_i^k(C)$  the number of blocks in epoch  $k$  created by agent  $i$  on chain  $C$ .

*State.* The system implements a state machine, and agents and clients derive the state by parsing the global storage  $S^G$ , reading the client-generated data according to the order of the blocks in the main chain.

#### 3.2 Instantiating Cryptocurrency Protocol

The system is instantiated with a cryptocurrency protocol  $\Pi$ . It defines a currency internal to the system,  $ic$  (e.g., Bitcoin [71] and Ether [17]), and maps all of its coins to agents and clients through a function  $Bal(C)$ , taking as input a chain  $C$ .

Specifically, for any agent or client  $i$  and chain  $C$  the function  $Bal(C)$  returns a value in  $\mathbb{R}_{\geq 0}$ , which we say is her *cryptocurrency possession* in  $ic$ . The total number of coins in the system is the sum of all agent and client possessions.

The protocol  $\Pi$  defines the minting of new  $ic$  at the end of epoch  $k$ , i.e., how new coins added to the system.

We say the protocol mints  $\ell r_k$  new coins in epoch  $k$ . Denote by  $c_j$  the total number of coins in the system when  $length(C) = j$ . For any  $i \in [0, \ell - 1]$  it holds that  $c_{\ell k + i} = c_{\ell k}$ , and that  $c_{\ell(k+1)} - c_{\ell k} = \ell r_k$ . Note that  $Bal(C)$  also indicates how the new  $\ell r_k$  coins are distributed among the agents and clients.

*NOTE.* To avoid temporal inconsistencies protocols often make newly-minted coins available only after sufficiently many other blocks are created. For example, Bitcoin [71] makes coins minted in block  $x$  available only after block  $x + 100$ . We neglect such mechanisms for simplicity, but they demonstrate that delayed availability of minted coins is practical.

#### 3.3 Cryptocurrency Economics

*External currency.* Let there be some external currency  $ec$  (e.g., EUR, USD, RMB). We assume the external currency has a market capital order of magnitudes larger than that of the cryptocurrency [41], and it effectively represents real values.

*Equation of exchange.* We model the cryptocurrency as an ecosystem abiding the *equation of exchange* [16, 18, 69], detailing the relation of a currency's supply with price level. Specifically, let  $M$  be the system's currency supply, or the total number of coins available; let  $V$  be the velocity of a single coin, meaning the average number of times a coin is traded during a certain time period; let  $P$  be the price level of the coin, which is the inverse of its monetary value in  $ec$ ; and let  $T$  be the transaction volume during a certain period. The *equation of exchange* states that  $M \times V = P \times T$ .

The transacted volume ( $T$ ) and coin velocity ( $V$ ) are affected by the system's adoption, usability, related legislation, and other considerations outside the scope of this work [13, 15, 24, 51, 62, 80].

Hence, throughout the rest of this work, when comparing two different cryptocurrency ecosystems, we assume they share the same values of  $T$  and  $V$ . That is, let there be two cryptocurrency ecosystems with respective  $M_1, M_2$  currency supplies and  $P_1, P_2$  respective price levels. Therefore, we assume  $\frac{M_1}{P_1} = \frac{T}{V} = \frac{M_2}{P_2}$ . It immediately follows that if two ecosystems have the same currency supply ( $M_1 = M_2$ ) then the price levels of their respective coins are equal,  $P_1 = P_2$ .

*Exchange.* We assume there is an instantaneous, commission-free, and unlimited exchange service of  $ec$  and  $ic$ , where the exchange rate is in accordance with the *equation of exchange*. For simplicity we normalize the price level, and thus the exchange rate, to be exactly 1. We often sum  $ec$  and  $ic$ , considering the sum of their values in real terms.

*Agent economy.* Aside from their  $ic$  possessions, agents also own  $ec$ . We use the terms *internal* and *external budgets* to distinguish the different currency holdings, and simply *budget* to describe their accumulated value.

Our analysis focuses on budget expended for maintaining the system. Therefore, if an entity spends only a portion of its budget on system maintenance we consider it to be two separate entities, an agent that spends that amount, and a client that holds the rest. That is, agents spend their entire budget per epoch.

For any epoch  $k$  we denote by  $B_i^{ec}(k)$  and  $B_i^{ic}(k)$  the external and internal currency value of each agent  $i \in \text{Agents}(k)$ , both measured in  $ec$ , respectively. The budget of each agent  $i$  is therefore  $B_i(k) \triangleq B_i^{ec}(k) + B_i^{ic}(k)$ .

We denote the accumulated value of internal and external currency all agents own,  $B_{\text{Agents}}^{ic}(k) \triangleq \sum_{j \in \text{Agents}} B_j^{ic}(k)$  and  $B_{\text{Agents}}^{ec}(k) \triangleq \sum_{j \in \text{Agents}} B_j^{ec}(k)$ , respectively.

We also denote the budgets of all agents  $B_{\text{Agents}}(k) \triangleq B_{\text{Agents}}^{ic}(k) + B_{\text{Agents}}^{ec}(k)$  and all clients  $B_{\text{Clients}}^{ic}(k)$ .

We denote the relative budget of agent  $i$  as  $b_i(k) \triangleq \frac{B_i(k)}{B_{\text{Agents}}(k)}$ . Similarly, we denote the external and internal relative budgets of agent  $i$  as  $b_i^{ec}(k) \triangleq \frac{B_i^{ec}(k)}{B_{\text{Agents}}^{ec}(k)}$  and  $b_i^{ic}(k) \triangleq \frac{B_i^{ic}(k)}{B_{\text{Agents}}^{ic}(k)}$ , respectively.

*Budget proportions.* We assume that the value of spent resources by the agents on the system maintenance in a single epoch  $k$  is much smaller than the total value of cryptocurrency it facilitates. That is, the budget of all agents is negligible compared to that of all clients, i.e.,  $B_{\text{Agents}}(k) \ll B_{\text{Clients}}^{ic}(k)$ .

NOTE. This assumption holds in Bitcoin (where  $\ell = 1$ ) and the ratio  $\frac{B_{\text{Agents}}(k)}{B_{\text{Clients}}^{ic}(k)}$  is about  $\frac{12.5}{18M} = 7 \cdot 10^{-7}$  [25], and in Ethereum where it is  $\frac{6}{109.2M} = 5.5 \cdot 10^{-8}$  [26].

### 3.4 Execution

Initially the global storage  $S^G$  contains only the genesis block, and each agent  $i$  has an empty local storage  $S_i^L = \emptyset$ . The state variables (like the global and local storages) change over time, but we omit indexing as it is clear from the context.

The system progresses in epochs of the longest mutual prefix chain  $LMP(S^G)$ , orchestrated by the scheduler (Alg. 1).

Epoch  $k$  begins when  $\text{length}(LMP(S^G)) = \ell k$ . First, *nature* sets all agent budgets (line 1).

Then the scheduler lets agents exchange their owned internal and external currency using the exchange service, achieving their preferred balance of the two resource types. We use the term *allocate* to describe this action, and say agent  $i$  allocates her budget  $B_i(k)$  with the invocation of the  $\text{Allocate}_i(S^G, B_i(k))$

function, returning a tuple of her set internal and external budgets  $\langle B_i^{ic}(k), B_i^{ec}(k) \rangle$ . That is, the scheduler invokes  $\text{Allocate}_i(S^G, B_i(k))$  for each agent  $i$  (lines 3 – 4).

The rest of the epoch execution progresses in steps, until longest mutual prefix chain is extended by  $\ell$  blocks (lines 5 – 14). Each step begins with the scheduler selecting a single agent at random, proportionally to her relative *external expenditure*, that is  $\forall i \in \text{Agents} : \Pr(\text{scheduler selects } i) = b_i^{ec}(k)$  (line 6). This represents a standard PoW mechanism.

The scheduler invokes the selected agent  $i$ 's function  $\text{Generate}_i^\Pi(S^G, S_i^L)$ , returning a newly generated block. The cryptocurrency protocol  $\Pi$  states validity rules of which blocks must abide. Invalid blocks do not affect the system state. Creating an invalid block or not generating one at all is unproductive and we consider agents who avoid doing so. The scheduler adds the returned block to agent  $i$ 's local storage  $S_i^L$  (line 7).

Finally, the scheduler lets all agents publish their local blocks by invoking  $\text{Publish}(S^G, S_i^L)$ , returning a subset of her previously-private local blocks for publication. The scheduler adds the returned blocks to the global storage, and repeats this process until all agents do not wish to publish any more blocks (lines 7 – 14).

NOTE. Similarly to previous work [5, 40], the model steps represent logical state changes, and not time-based steps [44, 59]. Block publication includes the publication loop (lines 9 – 14) to facilitate strategic-block-release behaviors [40, 72, 76]. Like prior work [40, 72, 76], our model assumes synchronous access to the global storage.

The cryptocurrency protocol  $\Pi$  states prescribed implementations for any agent  $i$  of  $\text{Allocate}_i(S^G, B_i(k))$ ,  $\text{Generate}_i^\Pi(S^G, S_i^L)$ , and  $\text{Publish}_i(S^G, S_i^L)$ , which we refer to as the *prescribed strategy* and denote as  $\sigma_{\text{prescribed}}^\Pi$ . The protocol  $\Pi$  is therefore a tuple of the balance function and its prescribed strategy  $\Pi = \langle \text{Bal}^\Pi(LMP(S^G)), \sigma_{\text{prescribed}}^\Pi \rangle$ .

Note that  $\Pi$  cannot force agents to follow  $\sigma_{\text{prescribed}}^\Pi$  and each agent may choose her own function implementations.

### 3.5 Block Creation as a Game

The model gives rise to a game, played for the duration of a single epoch. The players are the agents, each with a present budget.

We define the utility of player  $i$  for an epoch  $k$  as her expected cryptocurrency holdings at the conclusion of said epoch (i.e., when  $\text{length}(LMP(S^G)) = \ell(k+1)$ ):

$$\text{ExpInc}_i(k) \triangleq \mathbb{E}[\text{Bal}_i(LMP(S^G))].$$

As commonly done in the analysis of cryptocurrency protocols we assume during an epoch the system is in a quasi-static state, where all players participate and the total profit is 0 [20, 40, 49, 53, 79]. In running systems miners participate for a positive profit, but discussing the required return-on-investment ratio for such behavior is out the scope of this work. Accordingly, the sum of all agent expected incomes equals the overall agent budgets, that is

$$B_{\text{Agents}}(k) = \sum_{i \in \text{Agents}(k)} \text{ExpInc}_i(k). \quad (1)$$

**Algorithm 1: Scheduler in epoch  $k$** 


---

```

/* Initial storage state */
input      :  $S^G$  such that  $\text{length}(LMP(S^G)) = \ell k$ 

/* Budget distribution */
1 for  $i \in \text{Agents}(k)$  do
2    $B_i(k) \leftarrow v \in \mathbb{R}_{\geq 0}$ , chosen by nature such that  $B_{\text{Agents}}(k) \ll B_{\text{Clients}}^{ic}(k)$ 

/* Allocate */
3 for  $i \in \text{Agents}(k)$  do
4    $\langle B_i^{ic}(k), B_i^{ec}(k) \rangle \leftarrow \text{Allocate}_i(S^G, B_i(k))$ 

/* Extention */
5 while  $\text{length}(LMP(S^G)) < \ell(k+1)$  do
  // Generation
  6    $i \leftarrow \text{agent index chosen at random, } \forall j \in \text{Agents}(k) : \Pr(i=j) = b_j^{ec}(k)$ 
  7    $S_i^L \leftarrow S_i^L \cup \{\text{Generate}_i^\Pi(S^G, S_i^L)\}$ 

  // Publication
  8    $\text{blocks\_to\_publish} \leftarrow \emptyset$ 
  9   do
  10     $S^G \leftarrow S^G \cup \text{blocks\_to\_publish}$ 
  11     $\text{blocks\_to\_publish} \leftarrow \emptyset$ 
  12    for  $i \in \text{Agents}(k)$  do
  13      $\text{blocks\_to\_publish} \leftarrow \text{blocks\_to\_publish} \cup \text{Publish}_i(S^G, S_i^L)$ 
  14  while  $\text{blocks\_to\_publish} \neq \emptyset$ 
    
```

---

We normalize the number of newly-minted coins in epoch  $k$  per block to be 1, that is  $r_k = 1$ .

The player strategy space includes choosing the budget allocation ratio, what blocks to generate, and when to publish them, i.e., implementations of  $\text{Allocate}(S^G, B(k))$ ,  $\text{Generate}^\Pi(S^G, S^L)$  and  $\text{Publish}(S^G, S^L)$ .

## 4 NAKAMOTO PROTOCOL

To make those definitions concrete, we now instantiate an epoch-based Nakamoto blockchain protocol like Bitcoin [71], simply denoted *Nakamoto*, in our model. Note that specifically Bitcoin utilizes a single-block epochs ( $\ell = 1$ ).

This definition both exemplifies our model and serves as a basis for comparison with other protocols. The balance function of *Nakamoto* awards each agent  $i$  with a relative reward equal to her relative contributed blocks in the epoch. Hence, the balance of each agent  $i$  with the conclusion of the epoch is  $\text{Bal}_i^{\text{Nakamoto}}(LMP(S^G)) = \frac{N_i(LMP(S^G))}{\sum_{j \in \text{Agents}} N_j(LMP(S^G))} \ell$  coins, and the total number of minted coins in the epoch is exactly  $\ell$ .

The prescribed strategy  $\sigma_{\text{prescribed}}^{\text{Nakamoto}}$  (Alg. 2) states that each agent  $i$  allocates her budget  $B_i^{ec} = B_i$  and  $B_i^{ic} = 0$ , points created blocks to *last* ( $LC(S^G)$ ), and publishes them immediately. In case of conflicting longest chains,  $\sigma_{\text{prescribed}}^{\text{Nakamoto}}$  states that the agent points her next block to either of them picked uniformly-at-random.

*NOTE.* Bitcoin [71] defines a different tie-breaking rule — pick the first chain that the agent became aware of. That variation assures different security guarantees based on the underlying network assumptions. As in previous work [39, 60], we avoid such assumptions by considering the uniformly-at-random variation.

**Algorithm 2:  $\sigma_{\text{prescribed}}^{\text{Nakamoto}}$** 


---

```

1 Function  $\text{Allocate}(S^G, B_i)$ :
2   return  $\langle 0, B_i \rangle$ 

3 Function  $\text{Generate}(S^G, S_i^L)$ :
4    $C \leftarrow$  uniformly at random from  $LC(S^G)$ 
5    $\text{pointer} \leftarrow \text{last}(C)$ 
6   return  $\text{NewBlock}(\text{pointer})$ 

7 Function  $\text{Publish}(S^G, S_i^L)$ :
8   return All previously unpublished blocks
    
```

---

Assume all agents follow  $\sigma_{\text{prescribed}}^{\text{Nakamoto}}$ . Then there is a single longest chain ( $|LC(S^G)| = 1$ ) that is also its longest mutual prefix, which we denote as  $C = LMP(S^G)$ .

We note the scheduler picks at each step an agent proportionally to their relative external budgets (Alg.1, line6). We can consider each pick as a Bernoulli trial where agent  $i$  is picked with success probability of  $b_i$ . So, the number of blocks an agent  $i$  creates in an epoch is binomially distributed  $N_i(C) \sim \text{Bin}(\ell, b_i)$ , and therefore  $\mathbb{E}[N_i(C)] = \ell b_i^{ec}$ .

The expected income of agent  $i$  is

$$\text{ExpInc}_i^{\text{Nakamoto}} = b_i^{ec} \ell, \quad (2)$$

matching previous analysis [71].

Summing for all agents and applying the budget-income equation (Eq. 1) yields  $B_{\text{Agents}} = B_{\text{Agents}}^{ec} = \ell$ , and the cost to create each block is exactly 1.

## 5 CRYPTOCURRENCY EVALUATION METRICS

Different PoW protocols with their prescribed mining strategies offer different properties, and when comparing such two protocols one needs to carefully define the comparison criteria. This section defines evaluation metrics for PoW cryptocurrency protocols.

We begin by formalizing previous metrics [4, 22, 38, 40, 45, 64, 65, 72, 74, 76, 79, 84] regarding the *incentive compatibility* of a system, that is, the alignment of rational and intended mining strategies. We define *Size bias*, measuring disproportions in the reward distribution (§5.1), and *Nash threshold*, an upper bound on a mining coalition's relative budget for which the prescribed strategy  $\sigma_{\text{prescribed}}^\Pi$  is Nash-equilibrium (§5.2).

We also refine the common safety-violation security metric [14, 55, 57, 68, 75], discussing the *cost* of attack. We identify such attacks, once successful, refund themselves, and hence consider the budget *threshold* instead of cost. We consider two specifics variants. The first, *Free safety-violation threshold*, measures the budget threshold for such a refundable attack (§5.3). The second, *Safety-violation threshold*, is similar but without the refund requirement.

We then move to introduce new metrics. Previous work [9, 71] often considered either fully-permissioned or fully-permissionless systems, where the former (latter) required full (no) permission of existing participants to allow new users to join. We generalize this binary differentiation to a continuous metric, *Permissiveness*,

evaluating the revenue of a new system user that lacks permission of the current users (§5.5).

We define *External expenses* to contrast environmental impact among cryptocurrency protocols, measuring the total external expenses in  $ec$  of a single epoch (§5.6).

### 5.1 Size bias

The security of cryptocurrency systems relies on the assumption that there are multiple independent agents that none of them has substantial control over the system. For that, these systems strive to distribute their rewards in a way that is *size-indifferent*, meaning that agents get relative reward matching their relative budgets.

The metric *Size bias* measures how a protocol satisfies this desideratum, and unlike the other metrics, is evaluated per a specific budget distribution.

Formally, assume for a budget distribution where each agent  $i$  with relative budget  $b_i$  follows  $\sigma_{prescribed}^\Pi$ . The expected income of such player is  $ExpInc_i^\Pi$ , and we denote the distance of relative budget and relative income as  $\delta_i \triangleq \left| b_i - \frac{ExpInc_i^\Pi}{\sum_{j \in Agents} ExpInc_j^\Pi} \right|$ . We then define *Size bias*  $\triangleq \max_{i \in Agents} \delta_i$ .

We want *Size bias* to be minimal, as higher values indicate agents get disproportional share. Preferably, *Size bias* = 0, indicating all agents get reward proportionally to their budget.

*Example 5.1.* In *Nakamoto* protocol we get  $ExpInc_i^{Nakamoto} = b_i^{ec} \ell$  (Eq. 2), and as such  $\frac{ExpInc_i^{Nakamoto}}{\sum_{j \in Agents} ExpInc_j^{Nakamoto}} = b_i$ . It follows that *Size bias* = 0, as also shown in [71].

### 5.2 Nash threshold

Recall protocol  $\Pi$  provides a prescribed strategy  $\sigma_{prescribed}^\Pi$  that agents individually choose whether to follow or not. The metric *Nash threshold* bounds from above the required relative budget  $b_i$  of an agent  $i$  such that  $\sigma_{prescribed}^\Pi$  is Nash-equilibrium.

Formally, let  $\sigma_{i,best}^\Pi$  denote the best-response strategy of agent  $i$  with relative budget  $b_i$  when all other agents follow  $\sigma_{prescribed}^\Pi$ . *Nash threshold* is the maximal value  $b_i$  such that  $\sigma_{i,best}^\Pi = \sigma_{prescribed}^\Pi$ .

It follows that  $\sigma_{prescribed}^\Pi$  is a Nash-equilibrium if all agent relative budgets are not greater than *Nash threshold*.

*Example 5.2.* Sapirshstein et al. [76] showed that for *Nakamoto* the value of *Nash threshold* depends on network assumptions. When applying the uniform tie-breaking fork selection rule, it results with *Nash threshold* = 0.232.

### 5.3 Free safety-violation threshold

We consider safety-violation attacks as scenarios where an attacker intentionally leads the system to an alternative, conflicting state. This can be achieved by creating and publishing an alternative chain, surpassing in length the main one, and by thus replacing it. The blocks on the original chain are then discarded, and the system state is reinstated according to the blocks on the alternative, new chain.

To mount this attack in *Nakamoto* the attacker expends her resources on creating blocks to form the alternative chain, and recall that each block costs its worth in reward to create (Eq. 1). Therefore, if the attack is successful, the attacker is fully compensated for her expenditures by the rewards from her created blocks. As such, there is a threshold of required resources to mount this attack, but once met, the attack bares no costs, that is, *free*.

The metric *Free safety-violation threshold* measures the minimal required budget (in  $ec$ ) for an agent to deploy such a self-sustaining safety-violation attack on the system, assuming all other agents follow the prescribed strategy  $\sigma_{prescribed}^\Pi$ . As shown in previous work [14], the attacker may rent vast computational resources for a short period of time or a moderate amount for longer periods [14]. We therefore measure the expected cost to create a single block, disregarding the attack duration and amplitude.

Formally, assume all agents follow  $\sigma_{prescribed}^\Pi$ . *Free safety-violation threshold* is the minimal cost to create a block, guaranteeing full compensation should it be on the main chain.

*Example 5.3.* In *Nakamoto* the cost to create each block is 1  $ec$ , hence *Free safety-violation threshold* = 1.

### 5.4 Safety-violation threshold

The metric *Safety-violation threshold* highly resembles *Free safety-violation threshold*, but differs regarding the requirement for compensation via the block reward. That is, *Safety-violation threshold* is the cost to create a block without requiring a complete refund through its reward.

Formally, assume all agents follow  $\sigma_{prescribed}^\Pi$ . *Safety-violation threshold* is the minimal cost to create a block, without any further compensation guarantees.

*Example 5.4.* In *Nakamoto* all blocks produce the same reward, hence an agent cannot reduce the cost for a safety-violation attack by choosing to create less-rewarding blocks. Therefore, *Safety-violation threshold* = 1.

We note such attacks are, conceivably, uncommon due to the requirement for sustained effort and lack of direct motive, especially compared to the more sensible, self-sustaining alternative version [8, 27, 55].

### 5.5 Permissiveness

Cryptocurrency protocols implement their own reward distribution mechanisms (i.e.,  $Bal \left( LMP \left( S^G \right) \right)$ ), and may choose to condition rewards on an agent having the internal system currency  $ic$ . For example, in PoS systems [34, 46, 59] owning  $ic$  is a requisite, and failure to obtain  $ic$  prevents participation, and consequently, rewards. In contrast, in PoW systems [17, 71] owning  $ic$  does not affect reward eligibility.

Note that acquiring  $ic$  requires updating the new currency ownership in the system state, which requires authorization of the present system agents. Therefore, a new agent that wishes to own  $ic$  and participate in the system requires, in some extent, the permission of existing agents. If these agents refuse to authorize (e.g.,

to prevent future competition) the currency ownership of the new agent then she might suffer decreases revenues (in PoS, no reward).

The *Permissiveness* metric measures the revenue ratio of an agent comparing the scenarios where she failed or managed to obtain  $ic$ . We illustrate such failures through the allocation function, as details below.

Formally, assume an agent  $i$  with budget  $B_i$ , and that all other agents follow  $\sigma_{prescribed}^\Pi$ . Denote  $\sigma_{prescribed-no-ic}^\Pi$  as a strategy identical to  $\sigma_{prescribed}^\Pi$  with the exception that the  $\text{Allocate}_i(S^G, B_i(k))$  implementation returns  $\langle 0, B_i \rangle$ . Denote  $\text{ExpInc}_{i,prescribed-no-ic}^\Pi$  and  $\text{ExpInc}_{i,prescribed}^\Pi$  the expected income of agent  $i$  if she follows  $\sigma_{prescribed-no-ic}^\Pi$  and  $\sigma_{prescribed}^\Pi$  respectively. We then define

$$\text{Permissiveness} \triangleq \frac{\text{ExpInc}_{i,prescribed-no-ic}^\Pi}{\text{ExpInc}_{i,prescribed}^\Pi}.$$

*Permissiveness* = 1 means an agent's expected income is not affected by her inability to obtain  $ic$ , meaning the protocol achieves its permissionless objective. In contrast, *Permissiveness* = 0 indicates that an agent who cannot obtain  $ic$  is completely prevented from participation.

*Example 5.5.* *Nakamoto* does not require internal expenditure, and both strategies do not allocate any budget internally, and as such *Permissiveness* = 1.

## 5.6 External expenses

*External expenses* evaluates the external expenditure of the protocol, and lower values indicate a lower environmental impact.

Formally, assume all agents follow  $\sigma_{prescribed}^\Pi$ . *External expenses* is the total of agent external expenses, measured in  $ec$ , normalized by the epoch length, i.e.,  $\text{External expenses} \triangleq \frac{B_{Agents}^{ec}}{\ell}$ .

*Example 5.6.* In *Nakamoto* the total agent expenses are  $B_{Agents}^{ec} = \ell$  and as such *External expenses* = 1.

## 6 HEB PROTOCOL

We now present *HEB*, our tunable protocol designed to be less wasteful than classical PoW protocols. It reduces electricity consumption by requiring substituting external by internal expenses to produce blocks.

Briefly, *HEB* incentivizes agents to expend their budgets internally by enabling agents who do so to create higher-rewarding blocks. We detail the different block types, the reward distribution mechanism, and the prescribed strategy.

The protocol includes two parameters,  $\rho \in [0, 1)$  and  $F \in \mathbb{R}_{>1}$ , both affecting the way agents create blocks, as detailed below.

*Block types.* *HEB* includes two types of blocks, *regular* and *factored*. Each block has a type, determined at its creation.

During the epoch agent  $i$  can create regular blocks at will (i.e., when the scheduler invokes  $\text{Generate}()$ ). In contrast, creating a factored block on  $C$  requires an expenditure of  $\rho$  in  $ic$  by agent  $i$  at the start of the epoch. Note that agent  $i$  can therefore create at most  $\left\lfloor \frac{B_i^{ic}}{\rho} \right\rfloor$  factored blocks in an epoch on chain  $C$ .

---

### Algorithm 3: $\sigma_{i,prescribed}^{HEB}$

---

```

1 Function  $\text{Allocate}(S^G, B_i)$ :
2   return  $\langle \rho B_i, (1 - \rho) B_i \rangle$ 

3 Function  $\text{Generate}(S^G, S_i^I)$ :
4    $C \leftarrow$  uniformly at random from  $LC(S^G)$ 
5    $\text{pointer} \leftarrow \text{last}(C)$ 
6   if  $N_i(C) < \left\lfloor \frac{B_i^{ic}}{\rho} \right\rfloor$  then
7      $\text{type} \leftarrow \text{factored}$ 
8   else
9      $\text{type} \leftarrow \text{regular}$ 
10  return  $\text{NewBlock}(\text{pointer}, \text{type})$ 

11 Function  $\text{Publish}(S^G, S_i^I)$ :
12  return All previously unpublished blocks
    
```

---

*HEB* assigns a *weight* to each block according to its type, and factored and regular blocks have weights of  $F$  and 1, respectively.

*Reward distribution.* *HEB* distributes the  $\ell$  minted coins among the agents proportionally to their contributed block weights.

Denote by  $W_i(C)$  the total weight of blocks created in the epoch by agent  $i$  on chain  $C$ . So, agent  $i$  gets  $\frac{W_i(LMP(S^G))}{\sum_{j \in Agents} W_j(LMP(S^G))} \ell$  coins due to her contributed blocks.

*HEB* distributes the internal expenses  $B_{Agents}^{ic}$  among all system participants proportionally to their  $ic$  possessions at the epoch beginning. So, agent  $i$  receives  $\frac{B_i^{ic}}{B_{Agents}^{ic} + B_{Clients}^{ic}} B_{Agents}^{ic}$  coins due to the redistribution.

Therefore, the balance of agent  $i$  with the epoch conclusion is  $Ba_i^{HEB}(LMP(S^G)) = \frac{W_i(LMP(S^G))}{\sum_{j \in Agents} W_j(LMP(S^G))} \ell + \frac{B_i^{ic}}{B_{Agents}^{ic} + B_{Clients}^{ic}} B_{Agents}^{ic}$ .

*Prescribed strategy.* The prescribed strategy  $\sigma_{prescribed}^{HEB}$  (Alg. 3) states that agents should try to create all their blocks as factored. That is, agents allocate their budget with ratio of  $\rho$ , and create factored blocks up to their internal-expenditure limitation.

Formally, agent  $i$  allocates s.t.  $B_i^{ic} = \rho B_i$  and  $B_i^{ec} = (1 - \rho) B_i$ . She also creates her first  $\left\lfloor \frac{B_i^{ic}}{\rho} \right\rfloor$  blocks as factored.

Similarly to previous prescribed strategies, agent  $i$  points her created blocks to a uniformly-at-random selected chain from  $LC(S^G)$ , and publishes them immediately.

**NOTE.** Setting  $\rho = 0$  enables agents to create all blocks as factored, and setting  $F = 1$  removes motivation to create any factored blocks at all. That is, both of these parameter choices result in protocols where there is only one practical block type, reducing *HEB* to a Nakamoto-like protocol.

## 7 ANALYSIS

We now evaluate *HEB* with respect to the presented evaluation metrics. We begin with an analysis of the prescribed strategy, deriving agents' expected income and expenses (§7.1).

We move to evaluate *Size bias*, showing it *HEB* can be tuned to achieve *Size bias* = 0 by selecting sufficiently long epochs (§7.2).

We then consider *Nash threshold* (§7.3). We begin by searching through the possible strategy space using *Markov Decision Process*, showing how higher  $F$  and lower  $\rho$  values improve *Nash threshold*. We also present a specific strategy, deriving a closed-form upper bound for *Nash threshold*.

We proceed to show that *Free safety-violation threshold* = 1 (§7.4) and *Safety-violation threshold* =  $1 - \rho$  (§7.5). Then we show that lower  $F$  values improve *Permissiveness* (§7.6), and that *External expenses* =  $1 - \rho$  (§7.7). We conclude with a summary of parameter effects on HEB's evaluation (§7.8).

## 7.1 Prescribed strategy

Some of the metrics evaluate the protocol when all agents follow the prescribed strategy, a scenario we analyze in this section. We show that  $\text{ExpInc}_i^{\text{HEB}} = \frac{\mathbb{E}[W_i(C)]}{\sum_{j \in \text{Agents}} \mathbb{E}[W_j(C)]} \ell$ ,  $B_{\text{Agents}} = \ell$  and a single block's creation cost is 1.

This analysis requires the following steps. First we show the redistributed internal currency an agent receives is negligible, allowing us to focus on the minting reward. For that we analyze the number of blocks an agent finds. Then, we derive her conditional total block weight, that is, her total block weight conditioned on the number of blocks she finds. We proceed to derive her expected total block weight, and conclude with finding her expected income. Note that as all agents follow  $\sigma_{\text{prescribed}}^{\text{HEB}}$  there is a single longest chain  $C$ .

*Negligible internal distribution rewards.* According to  $\sigma_{\text{prescribed}}^{\text{HEB}}$  each agent  $i$  allocates her budget such that  $B_i^{\text{ic}} = \rho B_i$ . Summing the reward all agents receive and substituting total rewards with total budget (Eq. 1) yields  $B_{\text{Agents}} = \ell + \frac{(\rho B_{\text{Agents}})^2}{\rho B_{\text{Agents}} + B_{\text{Clients}}^{\text{ic}}}$ , and as such  $B_{\text{Agents}} \left(1 - \frac{\rho^2 B_{\text{Agents}}}{\rho B_{\text{Agents}} + B_{\text{Clients}}^{\text{ic}}}\right) = \ell$ . Recall that  $\rho < 1$  and  $B_{\text{Agents}} \ll B_{\text{Clients}}^{\text{ic}}$ , therefore  $\rho^2 B_{\text{Agents}} \ll B_{\text{Clients}}^{\text{ic}}$  (cf. §3.3) and consequently  $\frac{\rho^2 B_{\text{Agents}}}{\rho B_{\text{Agents}} + B_{\text{Clients}}^{\text{ic}}}$  is negligible. We get that  $B_{\text{Agents}} = \ell$ .

*Number of blocks.* Each agent  $i$  allocates such that  $B_i^{\text{ec}} = (1 - \rho) B_i$  and therefore the *ec* ratio of agent  $i$  equals her budget ratio:  $b_i^{\text{ec}} = \frac{B_i^{\text{ec}}}{B_{\text{Agents}}^{\text{ec}}} = \frac{(1 - \rho) B_i}{(1 - \rho) B_{\text{Agents}}} = b_i$ .

Recall that the scheduler selects agent  $i$  to generate a block by her relative external expenses,  $b_i^{\text{ec}}$ . Epochs are of length  $\ell$  and the number of blocks agent  $i$  creates in an epoch,  $N_i(C)$ , is binomially distributed, that is  $N_i(C) \sim \text{Bin}(\ell, b_i)$ . The probability that agent  $i$  creates exactly  $m$  blocks in an epoch is  $\Pr(N_i(C) = m) = \binom{\ell}{m} \cdot b_i^m \cdot (1 - b_i)^{\ell - m}$ , and her expected number of blocks is  $\mathbb{E}[N_i(C)] = \ell b_i$ .

By  $\sigma_{\text{prescribed}}^{\text{HEB}}$  each agent  $i$  allocates her budget such that  $B_i^{\text{ic}} = \rho B_i$ . The required internal budget per factored block is  $\rho$ , so agent  $i$  can create at most  $\lfloor B_i \rfloor$  factored blocks.

Recall  $B_i = b_i \cdot B_{\text{Agents}}$  and  $B_{\text{Agents}} = \ell$ , and we get the maximal number of factored blocks agent  $i$  can create in an epoch is  $\lfloor \ell b_i \rfloor$ .

For simplicity we assume that all agents have budgets such that  $\ell b_i \in \mathbb{N}$ . We note this implies the minimal relative budget of an

agent to participate in the system. However, because  $\ell$  is large, this limitation only applies to agents with very low, arguably insignificant, relative budgets. E.g., if  $\ell = 5000$  then this limitation prevents agents with lower than 0.0002 relative budget to participate, whom are for any practical concern, irrelevant.

**NOTE.** The Chernoff bound [23] applies for  $N_i(C)$ , stating an exponentially decreasing (with respect to  $\ell$ ) bound on its distribution tail. For example, for an agent with relative budget  $b = 0.2$  and  $\ell = 5000$  it bounds the probability for a relative error of 10% by 0.008.

We now find the agent  $i$ 's total block weight, conditioned on the number of blocks she created.

*Conditional block weight.* Assume agent  $i$  created  $m$  blocks, and recall she can create at most  $\ell b_i$  factored ones.

If  $0 \leq m \leq \ell$  then agent  $i$  creates all her blocks as factored, each contributing block weight of  $F$ , resulting with an accumulated block weight of  $mF$ .

However, if  $\ell b_i < m \leq \ell$  then agent  $i$  creates only  $\ell b_i$  factored blocks, while the rest,  $m - \ell b_i$  are regular ones. Consequently, her accumulated block weight is  $\ell b_i F + m - \ell b_i$ .

In summary, agent  $i$ 's block weight assuming she created  $N_i(C) = m$  blocks is

$$W_i(C|N_i(C) = m) = \begin{cases} mF, & 0 \leq m \leq \ell b_i \\ \ell b_i F + m - \ell b_i, & \ell b_i < m \leq \ell \end{cases} \quad (3)$$

*Expected block weight.* It follows immediately the expected block weight of agent  $i$  is  $\mathbb{E}[W_i(C)] = \sum_{m=0}^{\ell} \Pr(N_i(C) = m) W_i(C|N_i(C) = m)$ .

*Expected income.* The expected income based on the *Bal* implementation is

$$\text{ExpInc}_i^{\text{HEB}} = \frac{\mathbb{E}[W_i(C)]}{\sum_{j \in \text{Agents}} \mathbb{E}[W_j(C)]} \ell + \frac{\rho^2 B_i B_{\text{Agents}}}{\rho B_{\text{Agents}} + B_{\text{Clients}}^{\text{ic}}} \quad (4)$$

For similar considerations  $\frac{\rho^2 B_i B_{\text{Agents}}}{\rho B_{\text{Agents}} + B_{\text{Clients}}^{\text{ic}}}$  is negligible, resulting with  $\text{ExpInc}_i^{\text{HEB}} = \frac{\mathbb{E}[W_i(C)]}{\sum_{j \in \text{Agents}} \mathbb{E}[W_j(C)]} \ell$ .

With these results we move to evaluate HEB and  $\sigma_{\text{prescribed}}^{\text{HEB}}$ .

## 7.2 Size bias

We now show that HEB achieves desirably low values of *Size bias*.

First, we prove that  $\lim_{\ell \rightarrow \infty} \text{Size bias} = 0$  (§7.2.1). That is, the system designer improve *Size bias* by choosing a large  $\ell$  value.

We then present the effects of other system parameters on *Size bias* (§7.2.2). Specifically, we illustrate the effects of  $F$  and the agent budget distribution. We quantify with numerical examples and show that even for extreme cases HEB achieves low *Size bias* values.

**7.2.1  $\ell$  analysis.** We now show that  $\lim_{\ell \rightarrow \infty} \text{Size bias} = 0$ . We define the *normalized expected block weight* of player  $i$  to be  $\text{nebw}_i \triangleq \frac{\mathbb{E}[W_i(C)]}{\ell b_i F}$ . We present two lemmas, stating necessary and sufficient conditions for *Size bias* to be 0.



First, we show that iff all agents have the same normalized expected block weight and it is greater than 0, then *Size bias* = 0.

LEMMA 7.1. *Iff  $\forall i, j \in \text{Agents} : \text{nebw}_i = \text{nebw}_j \neq 0$  then *Size bias* = 0.*

PROOF. First, assume  $\forall i, j \in \text{Agents} : \text{nebw}_i = \text{nebw}_j \neq 0$ . It follows  $\forall i \in \text{Agents} : \mathbb{E}[W_i(C)] = \text{nebw}_1 \cdot \ell b_i F$ . Therefore the expected income of agent  $i$  is  $\text{ExpInc}_i^{\text{HEB}} = \frac{\text{nebw}_1 \cdot \ell b_i F}{\sum_{j \in \text{Agents}} \text{nebw}_1 \cdot \ell b_j F} \ell = b_i \ell$ . The relative expected income of agent  $i$  is  $\frac{\text{ExpInc}_i^{\text{HEB}}}{\sum_{j \in \text{Agents}} \text{ExpInc}_j^{\text{HEB}}} = \frac{b_i \ell}{\sum_{j \in \text{Agents}} b_j \ell} = \frac{b_i}{\sum_{j \in \text{Agents}} b_j}$ , so *Size bias* = 0.

Now assume *Size bias* = 0, meaning  $\frac{\text{ExpInc}_i^{\text{HEB}}}{\sum_{j \in \text{Agents}} \text{ExpInc}_j^{\text{HEB}}} = b_i$  for each agent  $i$ . Substituting in the expected income of an agent (Eq. 4, omitting the negligible part) yields  $\frac{\mathbb{E}[W_i(C)]}{\sum_{j \in \text{Agents}} \mathbb{E}[W_j(C)]} = b_i$ .

Using  $\mathbb{E}[W_i(C)] = \text{nebw}_i \cdot \ell b_i F$  leads to  $\frac{\text{nebw}_i \cdot b_i}{\sum_{j \in \text{Agents}} \text{nebw}_j \cdot b_j} = b_i$  for each agent  $i$ . As  $\mathbb{E}[W_i(C)] > 0$  and  $b_i > 0$  then it immediately follows that  $\forall i, j \in \text{Agents} : \text{nebw}_i = \text{nebw}_j \neq 0$ .  $\square$

Now we show that for a large  $\ell$  value all agents have the same normalized expected block weight of 1:

LEMMA 7.2. *For each agent  $i$  :  $\lim_{\ell \rightarrow \infty} \text{nebw}_i = 1$ .*

PROOF. By the law of large numbers we get that  $N_i(C)$  converges to its expected value,  $\lim_{\ell \rightarrow \infty} N_i(C) = \ell b_i$ . Consequently, the expected block weight of each agent  $i$  (Eq. 3) is  $\lim_{\ell \rightarrow \infty} \mathbb{E}[W_i(C)] = \ell b_i F$ , and therefore  $\lim_{\ell \rightarrow \infty} \text{nebw}_i = 1$ .  $\square$

It directly follows that with a sufficiently large  $\ell$  value (i.e., ) *HEB* achieves *Size bias* = 0. The next corollary, which follows immediately, shows that *HEB* can be tuned to achieve *Size bias* = 0 by choosing sufficiently long epochs:

COROLLARY 7.3.  $\lim_{\ell \rightarrow \infty} \text{Size bias} = 0$ .

**7.2.2 Budget Distribution.** We now evaluate the *Size bias* for different values of  $\ell$ ,  $F$  and  $b$ . Note that as all agents follow  $\sigma_{\text{prescribed}}^{\text{HEB}}$  then *Size bias* is unaffected by  $\rho$ .

We proceed as follows. For various  $F$  and  $b$  values, we numerically calculate and plot  $\text{nebw}_i$  as a function of  $\ell$ . We present our results in Fig. 1. It presents for different  $F$  values how  $\text{nebw}_i$  (vertical axis) changes with  $\ell$  (horizontal axis). The different plots show different relative budgets of an agent  $i$ .

As expected (Lemma 7.2), for all  $F$  and  $b_i$  values,  $\text{nebw}_i$  approaches 1 as  $\ell$  grows.

Fig. 1 also shows the effect of  $F$  value. When  $F = 1$  the expected block weight of agent  $i$  is  $\mathbb{E}[W_i(C)] = \ell b_i$ , and as such the normalized expected block weight is  $\text{nebw}_i = 1$  for any  $\ell$  value (Fig. 1a). However, for larger factor values ( $F > 1$ ) we get that  $\text{nebw}_i < 1$ , with the difference being more significant for shorter epochs (lower  $\ell$  values) (Figs. 1b,1c).

That itself does not indicate an undesired value of *Size bias*, as different agents may still have equal  $\text{nebw}$  values and the conditions of Lemma 7.1 will still hold. However, we note that agents with different relative budgets have different normalized expected

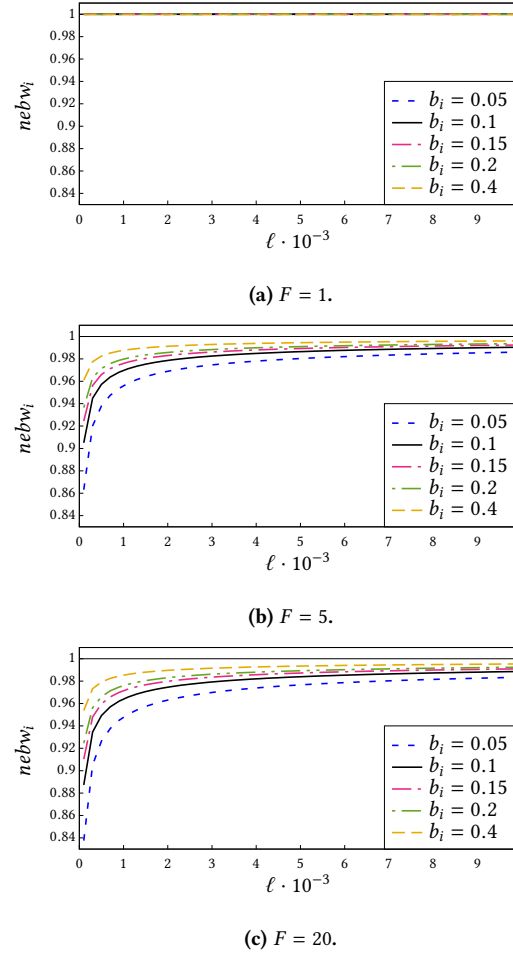


Figure 1:  $\text{nebw}_i$  values for different system parameters.

block weights, even for fixed epoch length  $\ell$  and factor  $F$  values (Figs. 1b,1c).

We dedicate the rest of this section to analyze how different budget distributions affect agent expected incomes and *Size bias*. We consider various settings of at most 5 agents with epoch length of  $\ell = 5000$  blocks and  $F = 20$ .

For each setting we numerically calculate *Size bias* and present it, along with its respective budget distribution, in Table 1. We choose these specific settings to demonstrate *Size bias* both with high and low variance budget distributions.

Table 1 shows that more polarized budget distributions results in higher *Size bias*. For instance, consider the setting with only two agents where  $b_1 = 0.2$  and  $b_2 = 0.8$ . That is, agent 2 has a budget four times greater than that of agent 1. This setting leads to the highest *Size bias* = 0.0013. Note that this is an unrealistic setting, presented only as an example for a highly-uneven budget distribution. Even in that extreme scenario agent 1 has a degradation less than 1% in her relative expected income. More balanced settings lead to lower *Size bias* values.

In summary, even a highly-unbalanced budget distribution results in minor deviations from proportional reward distribution.

Budget distribution					Size bias
$b_1$	$b_2$	$b_3$	$b_4$	$b_5$	
0.20	0.80	-	-	-	<b>0.0013</b>
0.20	0.40	0.40	-	-	<b>0.0007</b>
0.05	0.15	0.20	0.20	0.40	<b>0.0007</b>
0.20	0.20	0.30	0.30	-	<b>0.0003</b>
0.20	0.20	0.20	0.20	0.20	<b>0.0000</b>

**Table 1: Budget distribution and Size bias when  $\ell = 5000$  and  $F = 20$ . Hyphens represent agents not present in the configuration.**

Increasing  $\ell$  and decreasing  $F$  enables the system designer to reduce these deviations.

### 7.3 Nash threshold

We now evaluate the *Nash threshold* (§5.2) of *HEB*. That is, the maximal relative budget of an agent  $i$  such that  $\sigma_{i,prescribed}^{HEB}$  is Nash-equilibrium.

Recall *HEB* generalizes *Nakamoto* by introducing the internal expenditure mechanism and block weights, both greatly increasing the strategy and state spaces. We therefore construct a *Markov Decision Process* (MDP) for *HEB* that produces agent  $i$ 's best-response strategy  $\sigma_{i,best}^{HEB}$  based on system parameters (§7.3.1). We search parameter values for which the best response strategy is the prescribed one, meaning the latter is Nash-equilibrium. We show that increasing  $F$  values and lowering  $\rho$  increases *Nash threshold*. Specifically, setting  $\ell = 10$ ,  $F = 20$  and  $\rho = 0.5$  suffices to obtain *Nash threshold* = 0.2.

We also present and analyze a specific strategy, named *Brute Force Mining* ( $\sigma_{i,brute}^{HEB}$ ), by which an agent  $i$  tries to create all the epoch blocks by herself, maximizing her reward (§7.3.2). Intuitively, agent  $i$  allocates all her budget externally and ignores blocks published by other agents. We present a closed-form analysis for this strategy's applicability, producing the upper bound *Nash threshold*  $< \frac{1-\rho}{2-\rho}$ .

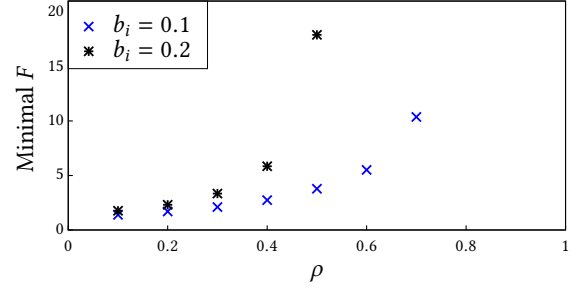
**7.3.1 MDP analysis.** The strategy space is too large for a closed-form solution, even for simpler protocols like *Nakamoto* [17, 71]. So, as commonly done [45, 52, 76, 84] we construct an MDP to search for an agent's best-response strategy in various scenarios.

We first outline the construction of an MDP to find the best-response strategy of agent  $i$ . The details are deferred the appendix (§B). We then analyze what parameters result with the prescribed strategy  $\sigma_{i,prescribed}^{HEB}$  being Nash-equilibrium.

**MDP best-response strategy search.** As commonly done [20, 40, 44, 45, 45, 64, 71, 72, 76, 79, 83] we analyze the system from the perspective of a rational agent  $i$  with  $B_i$ , with all the other agents modeled as a single agent with a budget  $B_{-i}$ , following a prescribed strategy.

Note that  $\sigma_{i,best}^{HEB}$  is the optimal implementation of *Allocate()*, *Generate()* and *Publish()* given both agent budgets and the system parameters  $\ell, F, \rho$ .

We search for these implementations in the following manner. First, we consider *Allocate()* implementations that lets agent  $i$  create a natural number of blocks. For each such implementation we



**Figure 2: Minimal required  $F$  for Nash threshold.**

use an MDP to obtain the optimal implementation of *Generate()* and *Publish()*. We let the agent play the yielded strategies for 5000 games each, declaring the most rewarding one as  $\sigma_{i,best}^{HEB}$ .

**Search results.** We now look for parameter values for which the prescribed strategy is Nash-equilibrium. We apply the aforementioned technique to find agent  $i$ 's best-response strategy for different parameter values and different budgets. Note the state spaces grows exponentially with  $\ell$  (cf. §B). Therefore, similarly to previous work [45, 76], we limit the state space by excluding strategies requiring longer, and thus less probable, sequences of events.

We fix  $\ell = 10$  and for various values of  $\rho, B_i, B_{-i}$  we use binary-search to find the minimal  $F \in [1, 10^8]$  value such that  $\sigma_{i,best}^{HEB} = \sigma_{i,prescribed}^{HEB}$ .

The results (Fig. 2) show lower  $\rho$  values require smaller  $F$  values to ensure  $\sigma_{i,best}^{HEB} = \sigma_{i,prescribed}^{HEB}$ . We note that for  $b_i = 0.2$  the required  $F$  values grow exponentially with  $\rho$  up to  $\rho = 0.5$ , and from there even the maximal  $F$  value does not accommodate the desired behavior. We note a similar behavior for  $b_i = 0.1$ , growing exponentially with  $\rho$  up to  $\rho = 0.7$ , being the maximal  $\rho$  that leads to a  $\sigma_{i,prescribed}^{HEB}$  being Nash-equilibrium.

We also note that lower  $b_i$  requires lower  $F$  values, and specifically, there is no  $F$  and  $\rho$  values for which the configuration of  $b_i = 0.3$  achieved Nash-equilibrium. This is expected as the profitability threshold for selfish-mining is  $b_i = 0.232$  [76], and indeed the reported best-response strategies resembled selfish-mining.

We conclude that *Nash threshold* relies on  $\ell, F$  and  $\rho$ , and we can obtain *Nash threshold* = 0.2 even for  $\rho = 0.5$  by setting  $F$  appropriately.

**7.3.2 Brute Force Mining.** We conclude the analysis of *Nash threshold* by presenting and analyzing the *Brute Force Mining* strategy ( $\sigma_{i,brute}^{HEB}$ ), deriving a closed-form upper bound for *Nash threshold*. We show a condition for  $\sigma_{i,brute}^{HEB}$  to outperform  $\sigma_{i,prescribed}^{HEB}$ . When it holds,  $\sigma_{i,prescribed}^{HEB}$  is not agent  $i$ 's best response strategy, indicating the *Nash threshold* bound.

$\sigma_{i,brute}^{HEB}$  states that agent  $i$  allocates s.t.  $\langle 0, B_i \rangle$ , creates regular blocks pointing to the last block in her local storage, and publishes these blocks only after she has created  $\ell$  of them (Alg. 6, §C).

Intuitively, agent  $i$  tries to maximize her block creation rate by expending all her resources externally. She is not concerned about creating factored blocks, as if she publishes her blocks they will

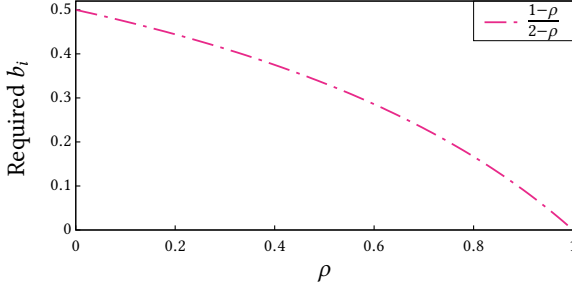


Figure 3:  $b_i$  for  $\sigma_{i,brute}^{HEB}$  to outperform  $\sigma_{i,prescribed}^{HEB}$

constitute the main chain, thus her relative block weight and consequently reward ratio will be 1. Note that  $\sigma_{brute}^{HEB}$  is not necessarily an optimal strategy.

This strategy is applicable when agent  $i$  creates blocks at higher rate than the rest of all other agents combined, i.e.,  $B_i^{ec} > B_{-i}^{ec}$ . We therefore seek the minimal  $b_i$  satisfying that condition.

All other agents follow  $\sigma_{prescribed}^{HEB}$  and as such  $B_{-i}^{ec} = (1 - \rho) B_{-i}$ .

Consequently, the aforementioned inequality is equivalent to  $B_i > (1 - \rho) B_{-i}$ . Recall that  $B_i + B_{-i} = \ell$  and  $\ell b_i = B_i$ , and we get  $b_i > (1 - \rho)(1 - b_i)$  or  $b_i > \frac{1-\rho}{2-\rho}$ .

Fig. 3 shows this bound. If  $b_i > \frac{1-\rho}{2-\rho}$ , i.e., above the curve,  $\sigma_{i,brute}^{HEB}$  outperforms  $\sigma_{prescribed}^{HEB}$ , showing that  $\sigma_{prescribed}^{HEB}$  is not Nash-equilibrium.

As expected, higher  $\rho$  values lower the bound, as now the agent requires to surpass a smaller value of  $B_{-i}^{ec}$ . This result correlates with Nakamoto, as when  $\rho = 0$  then  $\frac{1-\rho}{2-\rho} = 0.5$ , yielding the established 50% bound [3, 63, 71, 76].

Trivially, if  $b_i > \frac{1-\rho}{2-\rho}$  then agent  $i$  maximizes her reward by following  $\sigma_{brute}^{HEB}$  over  $\sigma_{prescribed}^{HEB}$  and we therefore conclude that Nash threshold  $< \frac{1-\rho}{2-\rho}$ .

#### 7.4 Free safety-violation threshold

In equilibria the total external expenses are  $1 - \rho$  of total budgets, that is  $B_{Agents}^{ec} = (1 - \rho) B_{Agents}$ . As  $B_{Agents} = \ell$  it follows that the required external expenses to (expectedly) create a single block is  $1 - \rho$ .

As other agents create factored blocks, an agent also has to create a factored block to be fully compensated for her expenses, requiring additional spending of  $\rho$  in  $ic$ . Hence, the cost to create a single block is 1, that is Free safety-violation threshold = 1.

#### 7.5 Safety-violation threshold

As mentioned, the required external expenses to create a single block is  $1 - \rho$ . As an agent can choose not to create factored blocks, she bears no additional internal expenses for block creation. It follows that Safety-violation threshold =  $\rho$ .

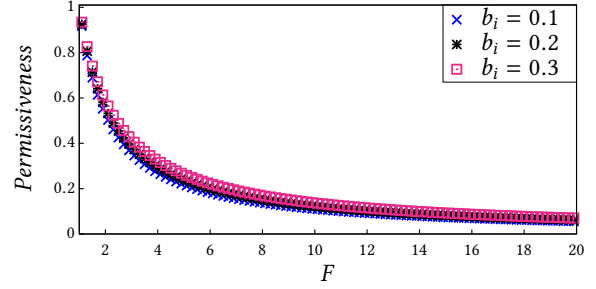


Figure 4: Permissiveness of HEB.

#### 7.6 Permissiveness

We now evaluate the Permissiveness of HEB. The number of agents and their budget distribution heavily affects the expected income of players, and thus Permissiveness as well.

We consider a system with two agents  $i$  and  $\neg i$ , with budgets  $B_i, B_{-i}$ , respectively. Agent  $\neg i$  has access to  $ic$  and follows  $\sigma_{prescribed}^{HEB}$ .

If agent  $i$  can obtain  $ic$  then she follows  $\sigma_{prescribed}^{HEB}$ , resulting with  $ExpInc_{i,prescribed}^{HEB} = \ell b_i$ .

However, if she cannot obtain  $ic$  then agent  $i$  follows  $\sigma_{prescribed-no-ic}^{HEB}$ , thus allocating her budget  $B_i^{ic} = 0, B_i^{ec} = B_i$ . It follows that  $b_i^{ec} = \frac{B_i}{B_i + (1-\rho)B_{-i}}$  and  $b_{-i}^{ec} = \frac{(1-\rho)B_{-i}}{B_i + (1-\rho)B_{-i}}$ .

Agent  $i$  creates only regular blocks, with an expected number of  $\frac{B_i}{B_i + (1-\rho)B_{-i}}$ , therefore her expected block weight is  $\mathbb{E}[W_i] = \ell \frac{B_i}{B_i + (1-\rho)B_{-i}}$ . Agent  $\neg i$  creates only factored blocks with an expected block weight of  $\mathbb{E}[W_{-i}] = \ell F \frac{(1-\rho)B_{-i}}{B_i + (1-\rho)B_{-i}}$ . We thus get that

$$ExpInc_{i,prescribed-no-ic}^{HEB} = \frac{B_i}{B_i + FB_{-i}} \ell.$$

By definition it follows that Permissiveness =  $\frac{1}{b_i + F(1-b_i)}$ .

We present Permissiveness as a function of  $F$  in Fig. 4, for different values of  $b_i$ . It shows that higher factor values  $F$  lead to lower values of Permissiveness, tending the system towards being permissioned. It also shows that agents with higher relative budgets are slightly less susceptible to these effects.

As expected, higher values of  $F$  increase the reward of creating factored blocks, and failing to do so results in lower income. Higher relative budget enables creating more blocks, decreasing the overall block weight of the other agents, increasing her income despite the lack of  $ic$ .

NOTE. Although failure to obtain  $ic$  results with lower reward, it still enables agents to get a hold of some  $ic$ , improving their situation for the next epoch.

This is a significant difference from PoS systems, where an agent cannot participate in the consensus without owning tokens in advance, even at the expense of suffering lower revenues.

#### 7.7 External expenses

As agents follow  $\sigma_{prescribed}^{HEB}$  then  $B_{Agents}^{ec} = (1 - \rho) B_{Agents}$  and External expenses =  $1 - \rho$ .

## 7.8 Parameter effect summary

*HEB* presents several knobs for the system designer to tune, which we summarize below.

*Epoch length  $\ell$ .* Longer epochs improves *Size bias*, however, also asserts that reward distributions occur after the system made more progress.

*Factored block weight  $F$ .* Higher  $F$  values improve *Nash threshold* at the expense of *Permissiveness*. However, note that even poor *Permissiveness* can be circumvented in future epochs at the cost of reduced reward in a single epoch.

*Internal expenditure rate  $\rho$ .* Higher values reduce the external expenditures, which is the main goal of this work. However, analysis shows it makes the system less robust to rational agents and (the uncommon) *Safety-violation threshold* attacks.

We move to present several practical considerations, helping to realize *HEB*.

## 8 PRACTICAL CONSIDERATIONS

Choosing specific parameter values should be with respect to the desired system properties. Each system has different goals, and we emphasize that determining parameter values is outside the scope of this work. We focus on presenting the available knobs and their effects on system properties and evaluation.

However, we do suggest setting the following configuration:  $\rho = 0.5$ ,  $\ell = 5000$  and  $F = 20$ . This configuration significantly reduces wastefulness while the prescribed strategy is Nash-equilibrium with respect to against rational agents with up to 0.2 relative budget.

Throughout the rest of this section we address practical considerations, helping with the realization of *HEB*.

*Epoch durations.* Longer epochs are mainly required to assure that with high probability each agent gets to create her expected number of blocks, and thus not underutilize her internally-spent coins. However, these epochs impose longer payout intervals, less appealing to miners.

We state that these intervals exist even in classical PoW systems (e.g., 100 blocks maturity period in Bitcoin), but to allow shorter epochs while not degrading expected utilization we suggest letting underutilized expenses to be used in the following consecutive epoch. That should significantly decrease potential underutilization.

*Circulating supply.* *HEB* lets the agents spend their currency internally. That requires a sufficiently large circulating supply, both enabling agents to spend as well as realizing the cryptocurrency ecosystem.

We suggest to include a *ramp up* period, in which *HEB* performs as a classical PoW protocol [71], allowing enough currency to accumulate and thus justifying the  $B_{Agents}(k) \ll B_{Clients}^{ic}(k)$  assumption.

*Internal expenditure.* We suggest utilizing the cryptocurrency transaction mechanism to let users internally expend their coins. A specific implementation could be to let the agents transact

their coins to a null address, conceptually similar to proof-of-burn schemes [73, 78].

*Currency redistribution.* Recall that *HEB* redistributes the internally-spent currency among all the cryptocurrency holders, proportionally to their relative holdings.

There are two issues at hand – first, how to divide the coins proportionally (who gets what), and then, how to perform the actual redistribution (associate users with their apportioned coins).

Recall these systems record user amounts, whether they are account [17] or UTXO [31, 66, 71, 77] based.

As such, system users know all relative coin holdings and therefore how to proportionally divide the required amount. We note proportional distribution could require fragmenting the atomic unit of the currency (i.e., 1 Satoshi in Bitcoin [71]), and suggest to circumvent such scenarios by using pseudo-random tie breaking, rewarding only one user with the atomic unit coin. We illustrate through an example: say there are 10 users with the same coin holdings, due to share 15 coins, that is, each due 1.5 coins. As such, 5 users selected at random will receive 2 coins, while the other receive only 1.

For the actual redistribution coin-assignment task we suggest updating user amounts to include their new possessions. Note this update could be performed implicitly, that is, without including explicit transactions in the blockchain.

## 9 CONCLUSION

We present *HEB* – a PoW protocol that allows its designer to tune external resource expenditure. Our model allows to link the values of internal and external currencies, and we introduce evaluation metrics including a blockchain’s resilience to sabotage and revenue-seeking attacks and permissiveness on a continuous scale. We explore the trade-offs in parameter choice and propose practical sweet-spot parameters.

Natural questions that arise from the discovery of *HEB* are what should the security target be for cryptocurrency protocols, should the parameters be set dynamically, and can they be set internally (as part of the protocol) or do they require external input.

Beyond the theoretical questions, *HEB* extends the design space of operational systems to allow for more environment-friendly PoW blockchain implementations.

## A NAIVE PROTOCOLS

We present three naive protocols and discuss their shortcomings.

The first protocol, named *NakamotoHalf*, is exactly as *Nakamoto* excepts it mints new coins at half rate (§A.1). That is,  $\frac{r}{2}$  new coins per block compared to  $r$  of *Nakamoto*. We show this protocol is as wasteful as *Nakamoto*, i.e., they both result with *External expenses* = 1.

We then consider a different protocol, named *PartialReward* (*PR*), that similarly to *Nakamoto* also mints  $r$  coins per block (§A.2). However, for a parameter  $\rho \in [0, 1)$ , it rewards only  $(1 - \rho)r$  of these to the block-generating agent, and distributes the other  $\rho r$  among all system agents and clients proportionally to their current coin holdings. We show that *PR* is less wasteful than *Nakamoto* (*External expenses* =  $1 - \rho$  compared to 1) at the expense of less resiliency to free safety-violation attacks (*Free safety-violation threshold* =  $1 - \rho$  compared to 1).

We conclude with the *Mandatory Internal Expenses* (*MIE*) protocol, which is just like *Nakamoto*, but *requires* agents to internally-spend to create blocks (§A.3). Although providing lower *Free safety-violation threshold*, this protocol undesirably provides *Permissiveness* = 0 on top of having an inherent liveness issue.

### A.1 NakamotoHalf

As mentioned, *NakamotoHalf* is just like *Nakamoto* that mint coins at half rate. The prescribed mining strategy is identical (Alg. 2).

Recall the *equation of exchange*, stating that the price of a single coin in *ec* is inverse to the number of circulating coins (cf. §3.3). As such, when minting at half rate, the price of a single coin in *NakamotoHalf* is exactly twice of of a coin in *Nakamoto*. So, despite an agent gets only  $\frac{r}{2}$  coins with each block, her reward in *ec* is as of an equivalent agent in *Nakamoto*. As such, *NakamotoHalf* is just as wasteful as *Nakamoto*, both providing *External expenses* = 1.

### A.2 PartialReward

As previously stated, *PR* mints  $r$  coins per block as *Nakamoto*, but distributes these minted coins differently. It gives  $(1 - \rho)r$  to the agent who created the block, and the remaining  $\rho r$  are shared between the agents and clients proportionally to their coin holdings. The prescribed mining strategy is as in *Nakamoto* (Alg. 2).

As both protocols mint at the same rate, their respective coins have the same *ec* value (cf. §3.3). However, *PR* agents get less reward ( $(1 - \rho)r$  compared to  $r$ ), hence incentivized to spend less electricity in equilibrium (Eq. 1). As such, it provides *External expenses* =  $1 - \rho$ , achieving less wastefulness.

However, as reward for creating a block is now lower also are the costs to create one, and as such, the system is less resilient to free safety-violation attacks. Specifically, it only provides *Free safety-violation threshold* =  $\frac{(1-\rho)}{\ell}$  compared to the original *Free safety-violation threshold* =  $\frac{1}{\ell}$ .

That is, *PR* reduces wastefulness at the expense of making the system less resilient.

---

#### Algorithm 4: $\sigma_{i,prescribed}^{MIE}$

---

```

1 Function Allocate( $S^G, B_i$ ):
2   return  $\langle \rho B_i, (1 - \rho) B_i \rangle$ 

3 Function Generate( $S^G, S_i^L$ ):
4    $C \leftarrow$  uniformly at random from  $LC(S^G)$ 
5    $pointer \leftarrow last(C)$ 
6   return NewBlock(pointer)

7 Function Publish( $S^G, S_i^L$ ):
8   return All previously unpublished blocks
    
```

---

### A.3 MIE

The motivation for *MIE* is to incorporate internal expenses as part of the block creation process. Similarly to *Nakamoto* it mints  $\ell$  coins per epoch and distributes them among the agents based on their relative block contributions to the main chain. It is parameterized by  $\rho \in [0, 1)$ , and requires that for each block in the epoch an agent  $i$  creates on  $LMP(S^G)$  she must have expended  $\rho$  of  $ic$  at the beginning of the epoch.

As in *Nakamoto*, the  $\ell$  minted coins are shared among all agents proportionally to their number of contributed epoch blocks on the main chain  $LMP(S^G)$ , i.e. agent  $i$  that created  $N_i(LMP(S^G))$  receives  $\frac{N_i(LMP(S^G))}{\sum_{j \in Agents} N_j(LMP(S^G))} \ell r = N_i(LMP(S^G)) r$ .

*MIE* distributes the expended  $ic$ , i.e.  $B_{Agents}^{ic}$ , among all system participants based on their  $ic$  holdings at the epoch beginning. Therefore, agent  $i$  with internal budget  $B_i^{ic}$  gets

$\frac{B_i^{ic}}{B_{Agents}^{ic} + B_{Clients}^{ic}} B_{Agents}^{ic}$  of these redistributed coins.

Therefore, the balance of each agent  $i$  is the sum of two elements; the first is the minted currency allocated to that agent based on her block contribution, and the second is her allocation of the internally-spent and distributed currency. That is,

$$Bal_i^{MIE}(LMP(S^G)) = \frac{N_i(C)}{\sum_{j \in Agents} N_j(C)} \ell r + \frac{B_i^{ic}}{B_{Agents}^{ic} + B_{Clients}^{ic}} B_{Agents}^{ic}.$$

The prescribed strategy  $\sigma_{i,prescribed}^{MIE}$  (Alg. 4) indicates that agent  $i$  should allocate her budget s.t.  $\langle \rho B_i, (1 - \rho) B_i \rangle$ , point her created blocks to  $last(LC(S^G))$ , and publish them immediately. In case of conflicting longest chains,  $\sigma_{i,prescribed}^{Nakamoto}$  states that the agent points her next block to either of them picked uniformly-at-random.

However, this protocol suffer from two shortcomings. First, agents must obtain  $ic$  prior to creating blocks, failing to do so prevents participation. Therefore, *Permissiveness* = 0, i.e., it is a permissioned protocol.

Moreover, in equilibrium, agents are expected to commit  $ic$  sufficient to enable the creation of exactly the number of blocks they expect. Now, assume an agent becomes absent, either maliciously or unintentionally. Other agents cannot create new blocks exceeding their quota, and the system halts.

These problems arise as this protocol conditions block creation on early  $ic$  expenditure, justifying *HEB*'s design of *incentivizing, but not forcing* agents to internally spend.

---

**Algorithm 5:**  $\sigma_{i,petty}^{HEB}$ 


---

```

1 Function Allocate( $S_i^G, B_i$ ):
2   return  $(1 - \rho) B_i$ 

3 Function Generate( $S_i^G, S_i^L$ ):
4    $C \leftarrow$  a uniformly-at-random chain from the longest chains with minimal score.
5    $pointer \leftarrow last(C)$ 
6   if  $N_i(C) < \left\lfloor \frac{B_i^c}{\rho r} \right\rfloor$  then
7      $type \leftarrow factored$ 
8   else
9      $type \leftarrow regular$ 
10  return NewBlock(pointer, type)

11 Function Publish( $S_i^G, S_i^L$ ):
12  return All previously unpublished blocks
    
```

---

## B MDP DETAILS

Recall that similarly to previous work [45, 52, 76, 84], our MDP finds the best-response strategy of agent  $i$  for given system parameters. Throughout this section we detail the MDP specifics.

We detail the modeling of the other system agents as a single one, denoted agent  $\neg i$ , who follows a prescribed strategy.

As such, we limit the analysis to strategies considering at most two chains at any given time [20, 40, 72, 76]. The first is the *public* chain, followed by agent  $\neg i$ , while the other is known only to agent  $i$  (i.e., maintained in her local storage  $S_i^L$ ), named the *secret* chain.

We follow with detailing the action space, the state space, and the reward function.

*Agent  $\neg i$ .* As in [20, 40] the agent  $\neg i$  comprises infinitely-many, non-colluding infinitely-small budget agents. She follows a *petty-compliant* [20] strategy  $\sigma_{petty}^{HEB}$  that is a variant of  $\sigma_{prescribed}^{HEB}$  (Alg. 5).

In principal,  $\sigma_{petty}^{HEB}$  is like  $\sigma_{prescribed}^{HEB}$  except the tie-breaking decision regarding conflicting longest chains.  $\sigma_{prescribed}^{HEB}$  states the agent tie breaks uniformly-at-random from the multiple longest chains, but  $\sigma_{petty}^{HEB}$  limits the random selection to the longest chains *with the minimum accumulated score*.

The intuition for this strategy is as follows. Given a specific block, its relative block weight is higher on a chain with less accumulated block weight. As agents get reward based on their relative score, and assuming the chain they pick ends up being the main chain, they have a direct incentive to pick the chain that has a lower accumulated score. That is, this strategy is more logical from an agent's perspective as it is expected to increase her expected income.

Similarly to Carlsten et al. [20], the petty-compliant strategy by itself is not harmful (even if we did consider spontaneous forks), yet it enables the rational agent to utilize a wider range of strategies. By setting agent  $\neg i$  to follow this strategy we increase agent  $i$ 's plausible strategy space, thus producing more conservative results.

By modeling the agent  $\neg i$  to comprise infinitely-many, non-colluding infinitely-small budget agents, and to follow  $\sigma_{petty}^{HEB}$  we only increase the ability of agent  $i$  to increase her expected income by deviating from  $\sigma_{prescribed}^{HEB}$ . We illustrate that with the following example.

*Example B.1.* Assume the last block  $last(C)$  on the main chain  $C$  is a factored block created by agent  $\neg i$ . According to  $\sigma_{prescribed}^{HEB}$  the next block should point to  $last(C)$  and extend  $C$ . Assume the scheduler lets agent  $i$  create the next block, and she creates a regular block that point to the same block as  $last(C)$ , publishing it immediately.

That is, the agent  $i$  has created a conflicting longest chain, so  $LC(S^G) = \{C_1, C_2\}$ . Assume that by the rational agent's strategy she will point her next created block to  $last(C_2)$ .

Note that  $W(C_1) - W(C_2) = F - 1 > 0$  and agent  $\neg i$  follows  $\sigma_{petty}^{HEB}$ , therefore if she is picked to create the next block she will deterministically choose to point it to  $last(C_2)$ .

That means that independently of which agent gets to create the next block,  $last(C_1)$  will not be pointed by following blocks, effectively removing it from any future longest chain. That means agent  $i$  had managed to replace a factored block agent  $\neg i$  with her own regular block on the main chain, increasing her block weight while decreasing that of agent  $\neg i$ , both effectively increasing her expected income.

If agent  $\neg i$  had followed  $\sigma_{prescribed}^{HEB}$  then she would have pointed her next block to  $last(2)$  with probability of only  $\frac{1}{2}$ , as both  $C_1$  and  $C_2$  are of the same length. That means that block  $last(C_1)$  might still end on the concluding main chain (depending on agent  $i$ 's strategy and which of the agents gets picked by the scheduler), resulting with lower expected block weight for agent  $i$ .

In a running system it is less likely that an agent will prefer to extend a chain excluding a previous block she already created, as that lowers her block weight and expected income. Moreover, different agents may pick randomly different chains. By modeling all the other agents in the system as infinitely-small budget agents we can neglect the effect of any single agent with different incentives than that of the others, again, increasing agent  $i$ 's plausible strategy space.

*Action space.* Agent  $i$ 's actions are elements in the form  $\{chain\_manipulation, block\_type\}$ . The field *chain\_manipulation* describes how agent  $i$  interacts with the two plausible secret and public chains, and may contain either one of the three values — *publish*, *adopt* and *wait*. The value of *publish* indicates the agent publishes the blocks of the secret chain, a value of *adopt* indicates the agent abandons the secret chain and adopts the public chain, and *wait* indicates the agent does neither the former nor the latter. The field *block\_type* has a binary value, describing whether the next block the agent creates is factored.

*State space.* States are elements in the form of  $\{attack\_chain, main\_chain, fork\}$ . The fields *attack\_chain* and *main\_chain* represent the content of the secret and public chains. Note these fields may have a common prefix. The field *fork* has a binary value indicating whether agent  $\neg i$  is partitioned with regards to which of the two chains to extend. Note that *fork* is true only if agent  $i$  had previously published her chain.

*Reward function.* Rewarding states are those where either the secret or the public chain are of  $\ell$  blocks, that is  $length(attack\_chain) = \ell$  or  $length(main\_chain) = \ell$ . Note that this restricts agent  $i$  to strategies bounded by the creation of  $\ell$



**Algorithm 6:**  $\sigma_{i,brute}^{HEB}$ 


---

```

1 Function Allocate( $S_i^G, B_i$ ):
2   return  $\langle 0, B_i \rangle$ 
3 Function Generate( $S_i^G, S_i^L$ ):
4   pointer  $\leftarrow$  latest block in  $S_i^L$ 
5   return NewBlock(pointer, "regular")
6 Function Publish( $S_i^G, S_i^L$ ):
7   if number of blocks in  $S_i^L < \ell$  then
8     return
9   else
10    return All previously unpublished  $\ell$  blocks

```

---

blocks, which are feasible with negligible probability [45]. These states indicate the epoch conclusion and hence the reward distribution of HEB.

NOTE. In [45, 76] the authors analyze an infinite game and introduce a truncation parameter  $T$ , capping the length of the secret and public chains. In their system the publication (adoption) of the secret (public) chain leads to the initial state, and it accumulates rewards at state-transitions rather than at a set of final states. Their state space includes counters of the blocks in the secret and public chains, resulting in a state space complexity of  $O(T^2)$ .

Such an analysis is inapplicable for HEB as it is described by a finite game, and the reward is distributed at the final concluding states. However, we cannot simply count blocks on the two chains but have to maintain their order, resulting in a state space complexity of  $O(2^\ell)$ .

As an example, consider the situation where agent  $i$  has created a factored and a regular blocks on the secret chain, and then agent  $\neg i$  creates a factored block on the public chain. If the honest block precedes the factored block on the secret chain, then agent  $i$  can publish the regular block, resulting with agent  $\neg i$  deterministically adopting it and forfeiting her recently-created factored block. However, if the factored block precedes the regular one, then publishing the first block will result in a fork, resembling Lead-Stubborn Mining [72].

NOTE. The MDPs of [45, 76] have no final states, and they iteratively optimize the preferred action in each state, only stopping when meeting some precision criteria. This results with an approximation of the optimal strategy.

The HEB MDP has final states (where the longest chain is of length  $\ell$ ) and there are no re-occurrences (i.e., non-ergodic states). Essentially, the HEB MDP is a dynamically-programmed brute-force search on all possible strategies. As such, it does not lead an approximation but the actual best-response strategy.

## C BRUTE FORCE STRATEGY

This section presents the formalization of  $\sigma_{i,brute}^{HEB}$  (Alg. 6).

## REFERENCES

- [1] Alan L. Johnson. 2019. The Negative Environmental Impact of Bitcoin. (2019). <https://sci-techmaven.io/superposition/society/the-negative-environmental-impact-of-bitcoin>
- [2] Alex Hern. 2019. Bitcoin’s energy usage is huge – we can’t afford to ignore it. (2019). <https://www.theguardian.com/technology/2018/jan/17/bitcoin-electricity-usage-huge>
- [3] andes. 2011. Bitcoin’s kryptonite: The 51% attack. (June 2011). <https://bitcointalk.org/index.php?topic=12435>
- [4] Gavin Andresen. 2014. Centralized Mining. (2014). <https://bitcoinfoundation.org/2014/06/centralized-mining/>
- [5] Nick Arnosti and S Matthew Weinberg. 2018. Bitcoin: A natural oligopoly. *arXiv preprint arXiv:1811.08572* (2018).
- [6] James Aspnes, Collin Jackson, and Arvind Krishnamurthy. 2005. Exposing computationally-challenged Byzantine impostors. *Department of Computer Science, Yale University, New Haven, CT, Tech. Rep* (2005).
- [7] Marshall Ball, Alon Rosen, Manuel Sabin, and Prashant Nalini Vasudevan. 2017. Proofs of Useful Work. *IACR Cryptology ePrint Archive* 2017 (2017), 203.
- [8] Shehar Bano, Alberto Sonnino, Mustafa Al-Bassam, Sarah Azouvi, Patrick McCorry, Sarah Meiklejohn, and George Danezis. 2019. SoK: Consensus in the age of blockchains. In *Proceedings of the 1st ACM Conference on Advances in Financial Technologies*. 183–198.
- [9] Mathieu Baudet, Avery Ching, Andrey Chursin, George Danezis, François Garillot, Zekun Li, Dahlia Malkhi, Oded Naor, Dmitri Perelman, and Alberto Sonnino. 2018. State machine replication in the Libra Blockchain. (2018).
- [10] Iddo Bentov, Pavel Hubáček, Tal Moran, and Asaf Nadler. 2017. Tortoise and Hares Consensus: the Meshcash Framework for Incentive-Compatible, Scalable Cryptocurrencies. *IACR Cryptology ePrint Archive* 2017 (2017), 300.
- [11] Iddo Bentov, Charles Lee, Alex Mizrahi, and Meni Rosenfeld. 2014. Proof of Activity: Extending Bitcoin’s Proof of Work via Proof of Stake. *IACR Cryptology ePrint Archive* 2014 (2014), 452.
- [12] blockchain.info. 2019. Bitcoin Difficulty Chart. (2019). <https://www.blockchain.com/charts/difficulty?timespan=all>
- [13] Andrew Bloomenthal. 2019. What Determines the Price of 1 Bitcoin? (2019). <https://www.investopedia.com/tech/what-determines-value-1-bitcoin/>
- [14] Joseph Bonneau. 2016. Why buy when you can rent?. In *International Conference on Financial Cryptography and Data Security*.
- [15] Jamal Bouoiyour, Refk Selmi, Aviral Kumar Tiwari, Olaolu Richard Olayeni, et al. 2016. What drives Bitcoin price. *Economics Bulletin* (2016).
- [16] Chris Burniske and Jack Tatar. 2017. *Cryptocurrencies: The Innovative Investor’s Guide to Bitcoin and Beyond*. McGraw Hill Professional.
- [17] Vitalik Buterin. 2013. A Next Generation Smart Contract & Decentralized Application Platform. (2013). <https://www.ethereum.org/pdfs/EthereumWhitePaper.pdf/>
- [18] Vitalik Buterin. 2017. On Medium-of-Exchange Token Valuations. (2017). <https://vitalik.ca/general/2017/10/17/moe.html>
- [19] Christian Cachin. 2016. Architecture of the hyperledger blockchain fabric. In *Workshop on distributed cryptocurrencies and consensus ledgers*, Vol. 310. 4.
- [20] Miles Carlsten, Harry Kalodner, S. Matthew Weinberg, and Arvind Narayanan. 2016. On the Instability of Bitcoin Without the Block Reward. In *Proceedings of the 2016 ACM SIGSAC Conference on Computer and Communications Security*.
- [21] Miguel Castro, Barbara Liskov, et al. 1999. Practical Byzantine fault tolerance. In *Practical Byzantine fault tolerance*.
- [22] Xi Chen, Christos Papadimitriou, and Tim Roughgarden. 2019. An Axiomatic Approach to Block Rewards. In *Proceedings of the 1st ACM Conference on Advances in Financial Technologies (AFT ’19)*.
- [23] Herman Chernoff et al. 1952. A measure of asymptotic efficiency for tests of a hypothesis based on the sum of observations. *The Annals of Mathematical Statistics* 23, 4 (1952), 493–507.
- [24] Pavel Ciaian, Miroslava Rajcaniova, and dă-Ţărtis Kancs. 2016. The economics of Bitcoin price formation. *Applied Economics* (2016).
- [25] coinmarketcap.com. 2019. Bitcoins in Circulation. (????). <https://coinmarketcap.com/currencies/bitcoin/>
- [26] coinmarketcap.com. 2019. Ethereum in Circulation. (????). <https://coinmarketcap.com/currencies/ethereum/>
- [27] Mauro Conti, E Sandeep Kumar, Chhagan Lal, and Sushmita Ruj. 2018. A survey on security and privacy issues of bitcoin. *IEEE Communications Surveys & Tutorials* 20, 4 (2018), 3416–3452.
- [28] cryptoslate.com. 2019. Cryptocurrency Market Capitalizations. (2019). <https://cryptoslate.com/coins/>
- [29] Digiconomist.net. 2018. Bitcoin Energy Consumption Index. (2018).
- [30] digiconomist.net. 2019. Bitcoin Energy Consumption Index. (2019). <https://digiconomist.net/bitcoin-energy-consumption>
- [31] Dogecoin Project. 2014. Dogecoin. (2014). <https://dogecoin.org>
- [32] John R Douceur. 2002. The sybil attack. In *International workshop on peer-to-peer systems*. Springer, 251–260.
- [33] Cynthia Dwork and Moni Naor. 1992. Pricing via processing or combatting junk mail. In *Annual International Cryptology Conference*. Springer, 139–147.
- [34] EOS. 2019. EOS.IO Technical White Paper v2. (2019). <https://github.com/EOSIO/Documentation/blob/master/TechnicalWhitePaper.md>
- [35] Ethan Lou. 2019. Bitcoin as big oil: the next big environmental fight? (2019). <https://www.theguardian.com/technology/2019/jan/17/bitcoin-big-oil-environment-energy>
- [36] etherscan.info. 2019. Ethereum Difficulty Chart. (2019). <https://etherscan.io/chart/difficulty>
- [37] Ittay Eyal. 2015. The Miner’s Dilemma. In *IEEE Symposium on Security and Privacy*. 89–103. <https://doi.org/10.1109/SP.2015.13>
- [38] Ittay Eyal. 2015. The miner’s dilemma. In *Security and Privacy (SP), 2015 IEEE Symposium on*. IEEE, 89–103.
- [39] Ittay Eyal, Adem Efe Gencer, Emin Gün Sirer, and Robbert Van Renesse. 2016. Bitcoin-NG: A Scalable Blockchain Protocol. In *NSDI*.

- [40] Ittay Eyal and Emin Gün Sirer. 2014. Majority is not Enough: Bitcoin Mining is Vulnerable. In *Financial Cryptography and Data Security*.
- [41] fiatmarketcap.com. 2019. Top Fiat Currencies by Market Capitalization. (2019). <https://fiatmarketcap.com/>
- [42] Cambridge Centre for Alternative Finance. 2019. Cambridge Bitcoin Electricity Consumption Index. (2019). <https://www.cbeci.org/comparisons/>
- [43] Ethereum Foundation. 2019. Ethereum 2. (2019). <https://docs.ethhub.io/ethereum-roadmap/ethereum-2.0/proof-of-stake/>
- [44] Juan A. Garay, Aggelos Kiayias, and Nikos Leonardos. 2015. The Bitcoin Backbone Protocol: Analysis and Applications. In *Advances in Cryptology - EUROCRYPT 2015 - 34th Annual International Conference on the Theory and Applications of Cryptographic Techniques*.
- [45] Arthur Gervais, Ghassan O Karame, Karl Wüst, Vasileios Glykantzis, Hubert Ritzdorf, and Srdjan Capkun. 2016. On the security and performance of proof of work blockchains. In *Proceedings of the 2016 ACM SIGSAC Conference on Computer and Communications Security*. ACM, 3–16.
- [46] Yossi Gilad, Rotem Hemo, Silvio Micali, Georgios Vlachos, and Nickolai Zeldovich. 2017. Algorand: Scaling byzantine agreements for cryptocurrencies. In *Proceedings of the 26th Symposium on Operating Systems Principles*.
- [47] Pasquale Giungato, Roberto Rana, Angela Tarabella, and Caterina Tricase. 2017. Current Trends in Sustainability of Bitcoins and Related Blockchain Technology. *Sustainability* 9, 12 (2017). <https://doi.org/10.3390/su9122214>
- [48] Andrew L Goodkind, Benjamin A Jones, and Robert P Berrens. 2020. Cryptodamages: Monetary value estimates of the air pollution and human health impacts of cryptocurrency mining. *Energy Research & Social Science* (2020).
- [49] Guy Goren and Alexander Spiegelman. 2019. Mind the Mining. In *Proceedings of the 2019 ACM Conference on Economics and Computation*.
- [50] Guy Golan Gueta, Ittai Abraham, Shelly Grossman, Dahlia Malkhi, Benny Pinkas, Michael K Reiter, Dragos-Adrian Seredinschi, Orr Tamir, and Alin Tomescu. 2018. SBFT: A Scalable and Decentralized Trust Infrastructure. *arXiv preprint arXiv:1804.01626* (2018).
- [51] /hackernoon.com. 2018. Factors Influencing Bitcoin Price. (2018). <https://hackernoon.com/factors-influencing-bitcoin-price-cfabdf634894>
- [52] Charlie Hou, Mingxun Zhou, Yan Ji, Phil Daian, Florian Tramer, Giulia Fanti, and Ari Juels. 2019. SquirRL: Automating Attack Discovery on Blockchain Incentive Mechanisms with Deep Reinforcement Learning. *arXiv preprint arXiv:1912.01798* (2019).
- [53] G Huberman, J Leshno, and CC Moallemi. 2017. Monopoly Without a Monopolist: An Economic Analysis of the Bitcoin Payment System. SSRN Scholarly Paper ID 3025604. *Social Science Research Network, Rochester, NY, URL https://papers.ssrn.com/abstract* (2017).
- [54] Markus Jakobsson and Ari Juels. 1999. Proofs of work and bread pudding protocols. In *Secure Information Networks*.
- [55] Aljosha Judmayer, Nicholas Stifter, Alexei Zamyatin, Itay Tsabary, Ittay Eyal, Peter Gazi, Sarah Meiklejohn, and Edgar Weippl. 2019. Pay-To-Win: Incentive Attacks on Proof-of-Work Cryptocurrencies. (2019).
- [56] Rüdiger Kapitza, Johannes Behl, Christian Cachin, Tobias Distler, Simon Kuhnle, Seyed Vahid Mohammadi, Wolfgang Schröder-Preikschat, and Klaus Stengel. 2012. CheapBFT: resource-efficient byzantine fault tolerance. In *Proceedings of the 7th ACM european conference on Computer Systems*. ACM, 295–308.
- [57] Ghassan O. Karame, Elli Androulaki, and Srdjan Capkun. 2012. Double-spending Fast Payments in Bitcoin. In *Proceedings of the 2012 ACM Conference on Computer and Communications Security*.
- [58] Kostis Karantias, Aggelos Kiayias, and Dionysis Zindros. 2019. Proof-of-Burn. *IACR Cryptology ePrint Archive* 2019 (2019), 1096. <https://eprint.iacr.org/2019/1096>
- [59] Aggelos Kiayias, Alexander Russell, Bernardo David, and Roman Oliynykov. 2017. Ouroboros: A provably secure proof-of-stake blockchain protocol. In *Annual International Cryptology Conference*.
- [60] Eleftherios Kokoris Kogias, Philipp Jovanovic, Nicolas Gailly, Ismail Khoffi, Linus Gasser, and Bryan Ford. 2016. Enhancing bitcoin security and performance with strong consistency via collective signing. In *25th USENIX Security Symposium (USENIX Security 16)*.
- [61] Ramakrishna Kotla, Lorenzo Alvisi, Mike Dahlin, Allen Clement, and Edmund Wong. 2007. Zyzzyva: speculative byzantine fault tolerance. In *ACM SIGOPS Operating Systems Review*.
- [62] Ladislav Kristoufek. 2015. What are the main drivers of the Bitcoin price? Evidence from wavelet coherence analysis. *PloS one* (2015).
- [63] Joshua A Kroll, Ian C Davey, and Edward W Felten. 2013. The Economics of Bitcoin Mining or, Bitcoin in the Presence of Adversaries. In *Workshop on the Economics of Information Security*.
- [64] Yujin Kwon, Dohyun Kim, Yunmok Son, Eugene Vasserman, and Yongdae Kim. 2017. Be Selfish and Avoid Dilemmas: Fork After Withholding (FAW) Attacks on Bitcoin. In *Proceedings of the 2017 ACM SIGSAC Conference on Computer and Communications Security*.
- [65] Kevin Liao and Jonathan Katz. 2017. Incentivizing blockchain forks via whale transactions. In *International Conference on Financial Cryptography and Data Security*.
- [66] Litecoin Project. 2014. Litecoin, open source P2P digital currency. (2014). <https://litecoin.org>
- [67] Maximilian Feige. 2019. Bitcoin doesn't incentivize green energy. (2019). <https://www.theblockcrypto.com/2019/01/30/bitcoin-doesnt-incentivize-green-energy/>
- [68] Patrick McCorry, Alexander Hicks, and Sarah Meiklejohn. 2018. Smart contracts for bribing miners. In *International Conference on Financial Cryptography and Data Security*.
- [69] John Stuart Mill. 1965. *Principles of political economy*.
- [70] Andrew Miller, Elaine Shi, Ari Juels, Bryan Parno, and Jonathan Katz. 2014. Permacoin: Repurposing Bitcoin Work for Data Preservation. In *Proceedings of the IEEE Symposium on Security and Privacy*. IEEE, San Jose, CA, USA. <http://research.microsoft.com/apps/pubs/default.aspx?id=217984>
- [71] Satoshi Nakamoto. 2008. Bitcoin: A Peer-to-Peer Electronic Cash System. (2008). <http://www.bitcoin.org/bitcoin.pdf>
- [72] Kartik Nayak, Srijan Kumar, Andrew Miller, and Elaine Shi. 2016. Stubborn mining: Generalizing selfish mining and combining with an eclipse attack. In *2016 IEEE European Symposium on Security and Privacy (EuroS&P)*.
- [73] P4Titan. 2014. Slimcoin: A Peer-to-Peer Crypto-Currency with Proof-of-Burn. (2014). <https://github.com/slimcoin-project/slimcoin-project.github.io/raw/master/whitepaperSLM.pdf>
- [74] Meni Rosenfeld. 2011. Analysis of Bitcoin Pooled Mining Reward Systems. *arXiv preprint arXiv:1112.4980* (2011).
- [75] Meni Rosenfeld. 2014. Analysis of hashrate-based double spending. *arXiv preprint arXiv:1402.2009* (2014).
- [76] Ayelet Sapirshstein, Yonatan Sompolsky, and Aviv Zohar. 2016. Optimal Selfish Mining Strategies in Bitcoin. In *Financial Cryptography and Data Security*.
- [77] Eli Ben Sasson, Alessandro Chiesa, Christina Garman, Matthew Green, Ian Miers, Eran Tromer, and Madars Virza. 2014. Zerocash: Decentralized anonymous payments from bitcoin. In *Security and Privacy (SP), 2014 IEEE Symposium on*. IEEE, 459–474.
- [78] Iain Stewart. 2012. Proof of burn. *bitcoin.it* (2012).
- [79] Itay Tsabary and Ittay Eyal. 2018. The Gap Game. In *Proceedings of the 2018 ACM SIGSAC Conference on Computer and Communications Security*.
- [80] wikipedia.com. 2018. Cryptocurrency Bubble. (2018).
- [81] Maoan Yin, Dahlia Malkhi, Michael K Reiter, Guy Golan Gueta, and Ittai Abraham. 2019. HotStuff: BFT consensus with linearity and responsiveness. In *38th ACM symposium on Principles of Distributed Computing (PODC)* (2019).
- [82] Fan Zhang, Ittay Eyal, Robert Escriva, Ari Juels, and Robbert Van Renesse. 2017. {REM}: Resource-Efficient Mining for Blockchains. In *26th {USENIX} Security Symposium ({USENIX} Security 17)*. 1427–1444.
- [83] Ren Zhang and Bart Preneel. 2017. Publish or perish: A backward-compatible defense against selfish mining in bitcoin. In *Cryptographers' Track at the RSA Conference*.
- [84] Ren Zhang and Bart Preneel. 2019. Lay down the common metrics: Evaluating proof-of-work consensus protocols' security. In *2019 IEEE Symposium on Security and Privacy (SP)*.