

Pre-train and Plug-in: Flexible Conditional Text Generation with Variational Auto-Encoders

Yu Duan

Alibaba Group

duanyu@whu.edu.cn

Jiaxin Pei

University of Michigan

pedropei@umich.edu

Canwen Xu and Chenliang Li

Wuhan University

xucanwen@whu.edu.cn

cllee@whu.edu.cn

Abstract

Current neural Natural Language Generation (NLG) models cannot handle emerging conditions due to their joint end-to-end learning fashion. When the need for generating text under a new condition emerges, these techniques require not only sufficiently supplementary labeled data but also a full re-training of the existing model. In this paper, we present a new framework named **Hierarchical Neural Auto-Encoder (HAE)** toward flexible conditional text generation. HAE decouples the text generation module from the condition representation module to allow “one-to-many” conditional generation. When a fresh condition emerges, only a lightweight network needs to be trained and works as a plug-in for HAE, which is efficient and desirable for real-world applications. Extensive experiments demonstrate the superiority of HAE against the existing alternatives with much less training time and fewer model parameters.

1 Introduction

Currently, neural generation techniques have powered many inspiring applications, e.g., poem generation (Yang et al., 2018), neural machine translation (NMT) (Bahdanau et al., 2015) and chatbot (Zhao et al., 2017). Conditional text generation is an important sub-task of text generation. It aims to generate realistic text that carries a specific attribute (e.g., positive or negative sentiment).

The existing neural models for conditional text generation are mainly developed in a totally supervised or semi-supervised manner. The typical idea is to encode the condition into a vector representation and then integrate it with the text generation process (Kingma et al., 2014; Hu et al., 2017; Mirza and Osindero, 2014). These end-to-end neural models have achieved encouraging performance. However, when new condition appears

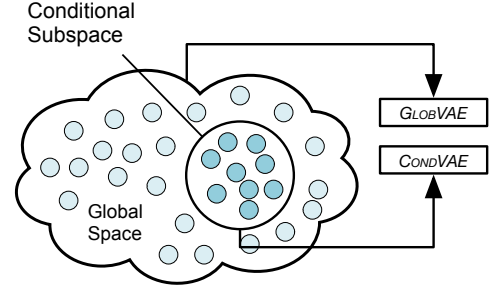


Figure 1: Relation between the spaces and VAEs.

(e.g., a new topic for categorical generation), they require a full re-training because the text generation module and condition representation module are coupled tightly in an end-to-end training fashion.

Inspired by the recent success of Variational Auto-Encoder (VAE) (Kingma and Welling, 2014) based “post-hoc” conditional image generation strategy (Engel et al., 2018), we provide a new perspective for flexible conditional text generation. That is, we assume that text under each condition forms a unique subspace which is part of a larger union probability space. Following this assumption, we propose **Hierarchical Neural Auto-Encoder (HAE)**, which decouples text generation module from condition representation module. As illustrated in Figure 1, HAE is composed of two VAEs: (1) **Global VAE (GLOBVAE)**, which derives the latent space for texts with its encoder (global encoder) and learns to generate text based on an easily-accessible large unlabeled dataset with its decoder (global decoder); (2) **Conditional VAE (CONDVAE)**, which is a lightweight conditional network that derives the conditional subspace that matches the specified condition in the global latent space. We utilize CONDVAE to identify the conditional subspace, which can be easily learned with limited conditional training samples.

Once the subspace is found, the global decoder already learned in the first step is directly adopted for generation. In this way, whenever a new condition emerges, we only need to train CONDVAE and directly plug it into the framework.

In essence, our proposed HAE can be regarded as a combination of post-hoc strategy, hierarchical model and transfer learning. Different to the existing end-to-end neural models (Mirza and Osindero, 2014; Sohn et al., 2015; Kingma et al., 2014), HAE focuses on post-processing on the latent space. Once trained, GLOBVAE is fixed for text generation of different conditions. This post-hoc strategy decouples conditional subspace learning from the text generation, endowing HAE with more flexibility when handling emerging conditions. Also, the word-level generation is converted to subspace learning, which eases the learning process. Furthermore, any large unlabeled corpus can be used for the training of GLOBVAE. The rich semantic knowledge can be easily transferred for different conditional generation tasks. It is also validated that transfer learning usually leads to more robust and effective results (Howard and Ruder, 2018; Devlin et al., 2019). To summarize, the key contributions of this work are as follows:

- We provide a new perspective for conditional text generation following the assumption that text under each condition forms a unique subspace and belongs to a larger union space.
- We propose HAE, which is able to flexibly accommodate one-to-many conditions without re-training the entire model. Our extensive experimental results demonstrate that our framework can generate more realistic text than state-of-the-art alternatives under different semantic and syntax conditions with much fewer parameters.

2 Related work

Boosted by the recent success of deep learning technology, Natural Language Generation (NLG) has recently become a new trend in NLP community. Many great works have attempted to solve various subtasks like dialogue generation (Li et al., 2016), poetry generation (Yi et al., 2018) and story generation (Fan et al., 2018). However, due to the black-box nature of neural networks, the recent proposed generic models all suffer the problem of lacking interpretability and controllability.

To handle this problem and generate more controllable text, conditional text generation or say, controllable text generation (Hu et al., 2017) has recently attracted extensive attention. Current research in this direction mainly falls into two fashions: the supervised methods and semi-supervised methods. For supervised methods, (Mirza and Osindero, 2014; Sohn et al., 2015) first converted the condition information to one-hot vector, then integrate them into generator and discriminator. To enhance the correlation between structured conditional code and generated samples, (Chen et al., 2016) adopted an extra adversarial classifier to infer the structured code from generated samples. (Wang and Wan, 2018) used multiple generators for multiple conditions and a multi-class classifier to provide diverse training signal for the generator.

However, given only a limited number of conditional samples, semi-supervised methods are compulsory. To utilize the implicit conditional distribution behind unlabeled texts, (Kingma et al., 2014) introduced a classifier into the VAE architecture. (Hu et al., 2017) further involved two additional independent regularization terms to enhance the disentanglement between structured code and unstructured code.

Our work differs from the existing works in the following ways: (1) Our model decouples the text generation module from the condition representation module, which are tightly fused as a single module in previous studies. (2) Our model allows single-condition generation, which could inspire new applications like polite speech generator (Niu and Bansal, 2018). (3) Our model can handle emerging conditions and achieve satisfying performance with much fewer parameters and less training time.

3 Preliminary

Conditional text generation refers to a series of tasks in which generic models are conditioned on human-defined factors (e.g., sentiment, category). Following this broad setting, many similar but different tasks are defined including style transfer, story continuation and so on. In this work, we follow the problem setting proposed by (Hu et al., 2017). First, a latent code z is sampled from a prior distribution (e.g., Gaussian distribution). Then, given a specific condition l , together with the sampled latent code, the model needs to

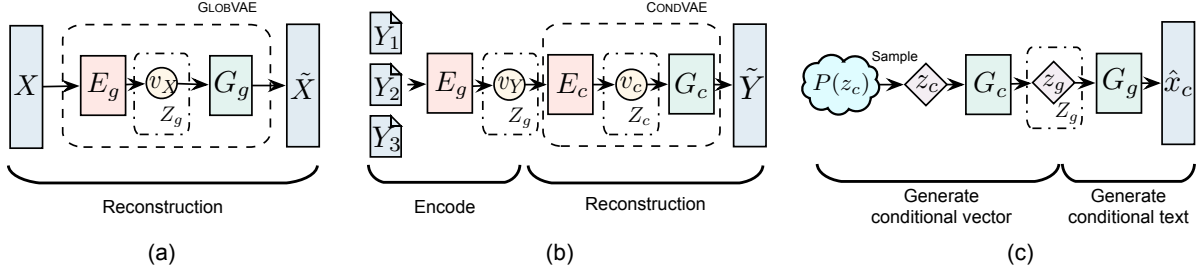


Figure 2: The whole procedure of our proposed framework. (a) pre-train a GLOBVAE on unlabeled dataset X and derive a global latent space Z_g . (b) given conditional samples Y , the pre-trained global encoder (E_g) is utilized to project them into the global latent space Z_g , then a CONDDVAE is trained upon encoded vectors v_Y to derive the conditional subspace. (c) conditional text generation consists of two steps. First, we use CONDDVAE’s generator (G_c) to project the sampled latent code z_c into the global space and obtained z_g . Second, we use the pre-trained global decoder (G_g) to generate conditional texts x_c by z_g . In the figure, Z_g and Z_c is the latent space for GLOBVAE and CONDDVAE. z_c is the latent code sampled from its prior distribution $P(z_c)$ for CONDDVAE.

Table 1: The common notations used in this paper.

Notation	Meaning
\mathbb{E}	Expectation
$P()$	Prior distribution
$p(), q()$	Conditional probability
z	Latent code for a VAE
Z	Latent space derived by a VAE
X	Unlabelled text samples
Y	Conditional text samples
l	Condition
d	Space size
v	Encoded vector
G	Generator for a VAE
E	Encoder for a VAE
D	Divergence
Q	Aggregated posterior distribution

generate a text sample \hat{x} under the desired condition. We use *factor* and *task* to refer to different tasks (e.g., sentiment, category) and use *condition* for different targets in a single task (e.g., positive and negative for sentiment conditional generation). We list the common notations used in this paper in Table 1.

3.0.1 Conditional Text Generation

Given a set of k conditions $L = \{l_1, l_2, \dots, l_k\}$ and conditional text samples $Y = \{y_1, y_2, \dots, y_m\}$ where each y_j in Y matches to a single condition $l_i \in L$, the goal is to learn a generator to model the relation between text samples and corresponding conditions. Thus, when we specify the condition l and a latent code z , the model could generate realistic text samples matching the given condition. Formally, the generator G is defined as:

$$\hat{x} \sim G(z, l) = p(\hat{x}|z, l) \quad (1)$$

where the latent code z is modeled as continuous variables with the prior distribution $P(z)$ of a standard Gaussian distribution.

Variational Auto-Encoder (VAE) (Kingma and Welling, 2014) consists of an encoder $q(z|x)$ and a generator (decoder) $p(x|z)$. The encoder aims to encode input data x into latent space $Z \in R^d$. The generator is to reconstruct the original input x . The loss function of VAE is:

$$\begin{aligned} loss_{VAE} = & -\mathbb{E}_{q(z|x)}[\log p(x|z)] \\ & + \text{KL}(q(z|x)||P(z)) \end{aligned} \quad (2)$$

where z is the latent code for text x , $\text{KL}(\cdot||\cdot)$ is the Kullback-Leibler (KL) divergence, $P(z)$ is the prior distribution (e.g., Gaussian). The first term ensures that VAE can distill compact code z in latent space for reconstruction. The second term pushes posterior distribution to be close to the prior distribution, which guarantee the mutual information between original data and the latent space (Dupont, 2018).

Wasserstein Auto-Encoder (WAE) (Tolstikhin et al., 2018) is a variant of VAE. The main difference is that WAE optimizes the distance between the aggregated posterior distribution and the prior distribution, which effectively alleviates the reconstruction problem underlying vanilla VAE (Tolstikhin et al., 2018). The loss function of WAE is formulated as:

$$\begin{aligned} loss_{WAE} = & -\mathbb{E}_{q(z|x)}[\log p(x|z)] \\ & + \lambda D_z(Q(z), P(z)) \end{aligned} \quad (3)$$

where $Q(z) = \int q(z|x)p(x)dx$ is the aggregated posterior distribution, D_z is any divergence measure between two distributions, λ is the coefficient

hyper-parameter ($\lambda > 0$). There are two variants of WAE, WAE-GAN and WAE-MMD (Tolstikhin et al., 2018). The former applied adversarial classifier as D_z , while the latter uses non-adversarial Mean Maximum Discrepancy (MMD) as D_z . (Tolstikhin et al., 2018) found WAE-GAN performs better than WAE-MMD in their experiments.

4 Hierarchical Neural Auto-Encoder

4.1 Framework

Shown in Figure 2, the entire framework is based on the assumption that text under each condition could form a conditional subspace in a larger global space. Under this setting, we devise a Global VAE (GLOBVAE) and a Conditional VAE (CONDDVAE) to derive the global space and conditional space, respectively. GLOBVAE is composed of a global encoder E_g for text representation and a global decoder (i.e., generator) G_g for text generation. For each condition, we use a condition-specific CONDDVAE to derive the conditional subspace. E_c^i and G_c^i are used to denote the conditional encoder and decoder for condition l_i , respectively.

4.1.1 Global VAE

GLOBVAE is trained on a large number of unlabeled text samples to derive the global latent space Z_g for the latent code z_g , where $Z_g \in R^{d_g}$ and d_g is the space size. We utilize Wasserstein Autoencoder (WAE) (Tolstikhin et al., 2018) for GLOBVAE. Previous studies usually use a common VAE for text representation and generation. However, as pointed out by (Bowman et al., 2016), VAE suffers the notorious ‘‘posterior collapse’’ problem. Different from VAE, WAE encourages aggregated posterior distribution to be close to the prior, which often alleviates the reconstruction problem of VAE (Tolstikhin et al., 2018). Specifically, we adopt a variant of WAE-GAN, WGAN-DIV, which is proposed in (Wu et al., 2018), due to its effective adversarial learning of the discriminator. The loss function of GLOBVAE is formulated as:

$$\begin{aligned} loss_{GLOBVAE}(x) = & -\mathbb{E}_{q(z_g|x)}[\log p(x|z_g)] \\ & + \lambda D_{Z_g}(Q(z_g), P(z_g)) \end{aligned} \quad (4)$$

where $Q(Z_g) = \int q(z_g|x)p(x) dx$ is the aggregated posterior distribution, $P(z_g)$ is the prior

Gaussian distribution, D_{Z_g} is the adversarial classifier (i.e., discriminator), and λ is the coefficient hyper-parameter ($\lambda > 0$).

4.1.2 Conditional VAE

We devise a conditional VAE (CONDDVAE) to derive the conditional subspace for each condition. Specifically, for each condition, we use a small number of text samples encoded by the global encoder E_g to train a VAE (Bowman et al., 2016). Note that the encoded text samples for a single condition are less likely to be densely clustered in the global text space Z_g , since the learning process of space Z_g is condition-independent and the unlabeled corpus contains diverse text samples. Thus, CONDDVAE is necessary for capturing the text distribution patterns in the conditional subspace. Specifically, CONDDVAE for condition l_i consists of an encoder E_c^i and a generator G_c^i . The learned latent space is $Z_c^i \in R^{d_c}$, where d_c is the space size. When d_c is relatively small (i.e., $d_c \ll d_g$), CONDDVAE could abstract the succinct conditional information involved in the actual latent space and approximate it. The loss function of CONDDVAE for condition l_i is as:

$$\begin{aligned} loss_{CONDDVAE}(v^i) = & -\mathbb{E}_{q(z_c^i|v^i)}[\log p(v^i|z_c^i)] \\ & + |(\text{KL}(q(z_c^i|v^i)||P(z_c^i)) - C| \end{aligned} \quad (5)$$

where $P(z_c^i)$ is the prior distribution of CONDDVAE; z_c^i is the latent code of the conditional vector v^i which is encoded by the encoder ($v^i \in Z_c$). To enhance the diversity of generated texts, we introduce an extra constant term C to control the amount of encoded information in VAE (Dupont, 2018; Chen et al., 2018; Kim and Mnih, 2018). By setting C to an appropriate value, CONDDVAE could extract compact conditional information without sacrificing the fluency or accuracy.

4.2 Workflow

In this section, we provide the details of training and generation process.

4.2.1 Training

During training, each y_j is encoded as $v_j \in Z_g$ by the global encoder E_g :

$$v_j = E_g(y_j), j \in \{1, 2, \dots, m\} \quad (6)$$

Note that the re-parameteristic trick (Kingma and Welling, 2014) includes mean vector and variance vector, we directly use mean vector here. Ac-

cordingly, we obtain conditional vector set $Z_Y = \{v_1, v_2, \dots, v_m\}$.

To handle multiple conditions, we firstly define a CONDDVAE-like model for each condition l_i , which also has an encoder E_c^i and a generator G_c^i . Then to further exploit the multiple-condition information, we treat samples under other conditions as negative samples. By enforcing the model to fail in reconstructing negative samples, we can encourage the model to extract more distinct conditional information. The loss function of HAE is formulated as:

$$\begin{aligned} loss_{HAE} \\ = loss_{CONDVAE}(v_l^i) - \lambda_c loss_{CONDVAE}(v_l^{\bar{i}}) \end{aligned} \quad (7)$$

where v_l^i is the vectorized sample under condition l_i , and $v_l^{\bar{i}}$ is a negative sample of v_l^i , λ_c is the hyper-parameter to control the importance of negative samples. For different conditions, we may need different λ_c due to the different natures of them. Intuitively, the larger the difference between the conditions is, the smaller λ_c should be.

4.2.2 Generation

For conditional text generation (see Figure 2(c)), we firstly sample a vector $z_c \in P(z_c)$. Then we utilize CONDDVAE’s generator G_c^i to convert z_c^i to z_g :

$$z_g = G_c^i(z_c^i). \quad (8)$$

Finally, we directly adopt the WAE generator G_g for text generation:

$$\hat{x}_c = G_g(z_g) = G_g(G_c^i(z_c^i)) \quad (9)$$

where \hat{x}_c is the generated text under condition l_i .

Overall, due to the lack of the classifier regarding each condition, the training of CONDDVAE does not involve the unlabelled data X in CONDDVAE, which is more flexible than the existing approaches. Additionally, despite we have to train k CONDDVAE for k conditions, the total number of parameters is still much smaller than existing methods, and we can resort to using parallel computing to easily speed up the training process.

5 Experimental Settings

5.1 Data and Task

We use Yelp (Shen et al., 2017) and News Titles (Fu et al., 2018) for experiments. Yelp is a collection of restaurant reviews. We directly adopt the pre-processed version used in (Shen et al.,

Table 2: The statistics of Yelp and News Titles.

Dataset	#Train	#Dev	#Test	Avg-len
Yelp	444,101	63,483	126,670	8.93
News Titles	249,043	23,949	20,000	9.85

2017), where two polarity sentiment labels are provided. For News Titles, we choose the titles belong to *Business*, *Entertainment* and *Health* categories for our experiments.

Both Yelp and News Titles are datasets with relatively short texts. We filter out texts longer than 15 words, and choose top 8,900 and 10,000 words as vocabulary for Yelp and News Titles, respectively. The statistics of the two datasets are listed in Table 2. We use the training set to pre-train WAE, the validation set to select better pre-trained models, and the test set to sample conditional text.

Based on the Yelp dataset, we define two tasks: (1) **Sentiment**. This task aims at generating text samples either positive or negative. The ratio of positive/negative texts in Yelp is roughly 0.6 : 0.4. We randomly sample 200 positive and 200 negative texts for training CONDDVAE. (2) **Length**. This task aims at generating text samples with a specific length. We define ($len \leq 3$) as short text, ($len \geq 12$) as long text and ($3 < len < 12$) as medium text. We respectively sample 200 texts for short, medium, and long text for model training.

Based on the News Titles dataset, we define the categorical text generation task: **Category**. This task aims at generating text samples under a certain topic. The ratio of business/health/entertainment in News Title is 0.38 : 0.15 : 0.47, which is more imbalanced than Yelp. We randomly sample 200 texts for each category to train CONDDVAE.

5.2 Evaluation Settings

5.2.1 Metrics

We evaluate the results with two metrics, accuracy and diversity. For *accuracy*, we pre-train a sentiment classifier and categorical classifier similar to (Kim, 2014), which could achieve accuracy of 90% and 97% on validation set, respectively. The accuracy of *length* task can be directly calculated by counting the word number of generated text. For *diversity*, we adopt *Distinct-1* and *Distinct-2* (Li et al., 2016) as metrics. Distinct-1/Distinct-2 are the ratios of unique 1-gram/2-gram, respec-

Table 3: The results of conditional text generation tasks. We use **boldface** and underline to indicate the best and the second best performance. In incomplete setting (short+long), λ_c is set to 0.001.

Factor	Condition	Method	Accuracy	Distinct-1	Distinct-2
Sentiment	Positive	S-VAE	0.6516	0.0252	0.2667
		Ctrl-gen	0.9492	0.0025	0.0154
		HAE-single (<i>ours</i>)	0.7870	<u>0.0367</u>	<u>0.2680</u>
		HAE (<i>ours</i>)	<u>0.8505</u>	0.0369	0.2751
	Negative	S-VAE	<u>0.7872</u>	0.0143	0.2372
		Ctrl-gen	0.4504	0.0027	0.0174
		HAE-single (<i>ours</i>)	0.7793	<u>0.0333</u>	<u>0.2456</u>
		HAE (<i>ours</i>)	0.8463	0.0343	0.2502
Length	Short	S-VAE	0.8565	0.0303	0.2625
		Ctrl-gen	0.2010	0.0014	0.0098
		HAE-single (<i>ours</i>)	0.9205	0.0393	<u>0.2410</u>
		HAE-incomplete (<i>ours</i>)	0.9431	<u>0.0386</u>	0.2332
		HAE (<i>ours</i>)	<u>0.9414</u>	0.0362	0.2157
	Medium	S-VAE	0.7518	0.0171	0.1441
		Ctrl-gen	0.9217	0.0026	0.0183
		HAE-single (<i>ours</i>)	0.9831	0.0428	0.3125
		HAE (<i>ours</i>)	0.9845	0.0448	0.3321
	Long	S-VAE	0.9712	0.0088	0.1319
		Ctrl-gen	0.0644	0.0022	0.0158
		HAE-single (<i>ours</i>)	0.9903	0.0296	0.2086
		HAE-incomplete (<i>ours</i>)	<u>0.9885</u>	0.0305	<u>0.2112</u>
		HAE (<i>ours</i>)	0.9908	0.0305	0.2137
Category	Business	S-VAE	0.9266	0.0211	0.1456
		Ctrl-gen	0.3716	0.0097	0.0374
		HAE-single (<i>ours</i>)	0.8692	0.0493	0.3367
		HAE (<i>ours</i>)	<u>0.9101</u>	<u>0.0457</u>	<u>0.3166</u>
	Health	S-VAE	0.2492	0.0650	0.3573
		Ctrl-gen	0.4388	0.0111	0.0455
		HAE-single (<i>ours</i>)	0.5635	<u>0.0470</u>	0.2875
		HAE-incomplete (<i>ours</i>)	<u>0.5680</u>	0.0464	<u>0.2877</u>
		HAE (<i>ours</i>)	0.5774	0.0466	0.2861
	Entertainment	S-VAE	0.9032	0.0218	0.1456
		Ctrl-gen	0.7901	0.0113	0.0464
		HAE-single (<i>ours</i>)	0.8849	0.0528	0.3215
		HAE-incomplete (<i>ours</i>)	<u>0.9164</u>	0.0506	0.3034
		HAE (<i>ours</i>)	0.9198	<u>0.0512</u>	<u>0.3140</u>

tively. The higher value indicates better diversity. For all tasks and models, the reported results are the average of 10K randomly generated texts by greedy decoding. Besides, for language generation, fluency is another important metric. We leave this part for human evaluation, which is to be detailed in Section 6.

5.2.2 Baselines

We use two semi-supervised methods, S-VAE (Kingma et al., 2014) and Ctrl-gen (Hu et al., 2017) as our baselines. S-VAE incorporates a classifier to provide conditional distribution for unlabeled data. Ctrl-gen further exploits several regularization terms to enhance the disentanglement between the structured code and the

unstructured code.

5.2.3 Pre-training

As an essential step in our framework, we pre-train GLOBVAE on unlabeled text data. For Yelp, we discover that when the reconstruction loss of GLOBVAE achieves around 1.41 on validation set, GLOBVAE could achieve an elegant balance between sample quality and reconstruction capacity. Similar balance can be obtained when the reconstruction loss achieves 2.85 on News Titles.

5.2.4 Special Tasks.

Specially, we define two special tasks: HAE-single and HAE-incomplete to demonstrate the flexibility of HAE under some restricted situations. **(1) Single-condition generation** is a task where the

condition number $k = 1$. This setting reflects the situation when a new condition emerges. We denote the HAE that address single-condition generation as HAE-single. Previous models cannot be adapted to this setting since they rely on multiple conditional labels for training. **(2) Incomplete conditional generation** is another tricky setting where L is only a subset of all the potential conditions. For example, when L contains *pos* and *neg* while *neu* is not included, this is the incomplete setting for the task of sentimental generation. Previous semi-supervised methods cannot handle this incomplete situation due to their inflexible integrated classifier. We call the HAE trained on incomplete conditional samples as HAE-incomplete. We conduct experiments upon (short+long) and (health+entertainment) with the incomplete setting and test the single condition setting over all the tasks.

5.3 Hyper-parameter Settings

For GLOBVAE, we use a one-layer Bidirectional Gated Recurrent Unit (Bi-GRU) with 256 hidden units in each direction as its encoder. Two linear Fully-Connected (FC) layers are used for reparameteristic trick (Kingma and Welling, 2014). The size of latent space d_g is set to 128. The word embedding is in 256 dimensions and randomly initialized. For the global decoder, we use a stacked three layers and eight-head self-attention block which is similar to Transformer (Vaswani et al., 2017). Additionally, we add extra positional embedding after each block, and the linearly transformed encoded vector is provided as input for each block, similar to the methods proposed in (Brock et al., 2019). The output softmax matrix is tied with embedding layer. For adversarial classifier, we adopt two 128D hidden FC layers with LeakyRelu activation and one 1D output linear layer without bias. The balance coefficient λ is 20 for Yelp and 15 for News Titles. The coefficient k and power p in WGAN-DIV (Wu et al., 2018) are set to 2 and 6 respectively. During pre-training, batch size is set as 512. Adam (Kingma and Ba, 2015) with $\beta_1 = 0.0$ is used as the optimizer. Learning rate is set to 5×10^{-4} .

For the CONDDVAE, we set the size of latent space $d_c = 20$. The encoder is two hidden FC layers with LeakyRelu activation with 64/32 units and one 20D output linear layer. The decoder is two hidden FC layers with LeakyRelu activation

with 32/64 units and one 128D output linear layer. λ_c is set to 0.1 for sentiment tasks, 0.05 for categorical tasks, and 3×10^{-3} for length tasks. Batch size is set to 128. Adam (Kingma and Ba, 2015) with $\beta_1 = 0.5$ is used as the optimizer, learning rate is 3×10^{-4} for 20K iterations. C linearly increases from 0 to 5 in first 10K iterations.

For fair comparison, we use the same encoder-decoder architecture for both S-VAE and Ctrl-gen. The hyper-parameters are set as suggested in (Kingma et al., 2014; Hu et al., 2017).

6 Experimental Results

6.1 Conditional Text Generation

The results of conditional text generation are listed in Table 3. We find both S-VAE and Ctrl-gen could not achieve a good balance between accuracy and diversity. Specifically, Ctrl-gen suffers poor diversity, which indicates “dull texts” (Li et al., 2016). Moreover, the accuracy of Ctrl-gen fluctuates heavily on different tasks, which could be probably attributed to the GAN-like training procedure. S-VAE is more robust than Ctrl-gen in terms of accuracy, but its diversity fluctuates heavily. We analyze that the classifier applied in S-VAE may not be trained well upon such limited labeled text. In six out of eight tasks, HAE could achieve better accuracy and diversity than both S-VAE and Ctrl-gen. Shown in Table 5 HAE has fewer than 0.34% of parameters than the baselines and is able to handle one-to-many conditions in a more flexible way, so the effectiveness of HAE showed in the experiments is rather encouraging.

For the special settings, We find that although HAE-single achieves a slightly lower accuracy than HAE, its performance is competitive comparing to S-VAE and Ctrl-gen, which incorporate multiple condition information. Meanwhile HAE-single could achieve similar degree of diversity with HAE. As for HAE-incomplete, it could achieve comparable performance with HAE. Note that for all the setting, a same GLOBVAE is used and only 200 samples is leveraged for training each CONDDVAE. That means HAE could flexibly handle different situations with very few conditional text samples.

6.2 Impact of Hyper-parameter C

Since C is an important hyper-parameter for HAE, we test $C \in \{0, 2, 5, 10\}$ on the long text generation task. From the results in Table 4, we

Table 4: The impact of different C on long text generation task.

C	Accuracy	Distinct-1	Distinct-2
0.0	1.0000	0.0001	0.0001
2.0	0.9938	0.0256	0.1629
5.0	0.9908	0.0301	0.2112
10.0	0.9875	0.0324	0.2370

find that C controls the balance between diversity and accuracy. Specifically, when C is too large, more diverse samples could be generated, but the accuracy may be sacrificed slightly. On the contrary, when C is too small, the accuracy could climb to a higher value, but meanwhile the diversity drops dramatically. Empirically, we find that 5 is an appropriate value for all tasks. In fact, the value of C can be tuned to meet different practical needs.

6.3 Impact of Training Size

In real applications, the number of given conditional text samples may be fewer than 200. Thus, we conduct experiments for measuring the robustness of HAE and baselines by using {10%, 30%, 50%, 70%, 90%} of conditional text samples on positive text generation task. The results are in Fig 3. We find HAE, HAE-single and S-VAE all show robustness over fewer training set, but HAE and HAE-single are stably effective than S-VAE in all settings. The performance of Ctrl-gen notable drops with fewer training data.

6.4 Efficiency

To measure the efficiency of proposed methods, we report the training time and number of parameters of S-VAE, Ctrl-gen and HAE in Table 5. Here we measure the whole process of training until convergence. We find that HAE is 200 times faster than Ctrl and 80 times faster than S-VAE. Moreover, HAE only has 22k parameters, which is about 0.34% and 0.26% of the parameter numbers of S-VAE and Ctrl-gen, respectively.

6.5 Human Evaluation

We conduct human evaluation experiments as a complementary measurement beyond automatic metrics. Specifically, eight judges are asked to rate over 200 conditional samples generated from each model and each condition. That is, only for

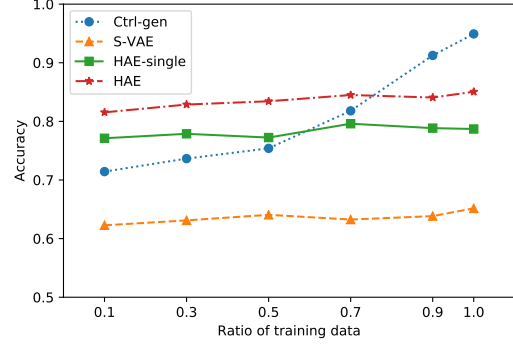


Figure 3: The impact of different training size.

Table 5: The results of time cost and number of parameters.

Method	S-VAE	Ctrl-gen	HAE
#Params	6.5M	8.5M	22K
Time Cost	1.4h	3.5h	63.94s

Table 6: Human evaluation results.

Method	S-VAE	Ctrl-gen	HAE
Fluency	1.43	1.21	1.47
Conditionality	1.13	1.08	1.46

our model, 4800 text samples are annotated, and more than 10K samples are annotated for all the models. A judge needs to rate *fluency* and *conditionality* with a scale from 0 to 2 for each sample¹. *Fluency* measure whether the text samples are natural and fluent as real text. *Conditionality* indicates whether the generated text adheres to the given condition. From the results provided in Table 6, we find that HAE could achieve better fluency score than S-VAE and Ctrl-gen. These results of conditional scores match the automatic metric, together proving that HAE can generate more accurate conditional samples than S-VAE and Ctrl-gen.

6.6 Qualitative Analysis

To make qualitative analysis, we randomly list some generated conditional samples in Table 7 and failed examples in Table 8. As shown in the table, our proposed HAE is capable of generating

¹The score 0, 1, 2 represent not fluent / conditional at all, slightly fluent / conditional, and fluent / conditional, respectively.

Table 7: Some generated conditional examples for qualitative analysis.

Condition	Conditional Examples
Positive	The services are friendly, fast.
Long	And this made me feel uncomfortable and the prices aren't right.
Health	Ebola : Virus Spreads in the US
Business	FDA Approves New Case of E-cigarettes

Table 8: Some failed examples.

Type	Failed Examples
Grammatical	Eat the service! In addition, this location sucks it is. Star Wars 7 will include US production on set
Conditional	I was shocked that this is what I needed. (<i>Negative</i>) Are you actually drunk outside? (<i>Long</i>) Michael Jackson's New Album 'Xscape' (<i>Business</i>)

accurate and fluent conditional text. As for failed examples, there are two major mistakes: *grammatical* and *conditional*. The conditional mistakes occur because CONDDAE in HAE does not perfectly fit the conditional subspace, then some noises are incorporated into the generation. The grammatical mistakes occur due to two reasons. Firstly, the sampled conditional vectors fall out of high probability region of global space. Secondly, the learned global generator is prone to make local mistakes due to the exposure bias and the imperfect capacity of generation.

7 Conclusions and Future Work

In this paper, we present a novel HAE framework toward flexible conditional text generation. HAE decouples the text generation module from the condition representation module, allowing more flexibility of conditional text generation. Extensive experiments demonstrate the superiority of the proposed HAE against the existing alternatives while requiring much less training time and much fewer model parameters. For future work, we are interested in whether similar ideas can generalize to more generation tasks, e.g., unsupervised text style transfer and dialogue generation.

Acknowledgments

We would like to thank Daya Guo from Microsoft Research Asia for proofreading. Chenliang Li is the corresponding author.

References

- Dzmitry Bahdanau, Kyunghyun Cho, and Yoshua Bengio. 2015. Neural machine translation by jointly learning to align and translate. In *ICLR*.
- Samuel R. Bowman, Luke Vilnis, Oriol Vinyals, Andrew M. Dai, Rafal Józefowicz, and Samy Bengio. 2016. Generating sentences from a continuous space. In *CoNLL*.
- Andrew Brock, Jeff Donahue, and Karen Simonyan. 2019. Large scale GAN training for high fidelity natural image synthesis. In *ICLR*. OpenReview.net.
- Tian Qi Chen, Xuechen Li, Roger B. Grosse, and David K. Duvenaud. 2018. Isolating sources of disentanglement in variational autoencoders. In *NeurIPS*.
- Xi Chen, Yan Duan, Rein Houthoofd, John Schulman, Ilya Sutskever, and Pieter Abbeel. 2016. Infogan: Interpretable representation learning by information maximizing generative adversarial nets. In *NeurIPS*.
- Jacob Devlin, Ming-Wei Chang, Kenton Lee, and Kristina Toutanova. 2019. BERT: pre-training of deep bidirectional transformers for language understanding. In *NAACL-HLT*.
- Emilien Dupont. 2018. Learning disentangled joint continuous and discrete representations. In *NeurIPS*.
- Jesse H. Engel, Matthew Hoffman, and Adam Roberts. 2018. Latent constraints: Learning to generate conditionally from unconditional generative models. In *ICLR*.
- Angela Fan, Mike Lewis, and Yann Dauphin. 2018. Hierarchical neural story generation. In *ACL*.

- Zhenxin Fu, Xiaoye Tan, Nanyun Peng, Dongyan Zhao, and Rui Yan. 2018. Style transfer in text: Exploration and evaluation. In *AAAI*, pages 663–670.
- Jeremy Howard and Sebastian Ruder. 2018. [Fine-tuned language models for text classification](#). *CoRR*, abs/1801.06146.
- Zhiting Hu, Zichao Yang, Xiaodan Liang, Ruslan Salakhutdinov, and Eric P. Xing. 2017. Toward controlled generation of text. In *ICML*.
- Hyunjik Kim and Andriy Mnih. 2018. Disentangling by factorising. In *ICML*.
- Yoon Kim. 2014. Convolutional neural networks for sentence classification. In *EMNLP*.
- Diederik P. Kingma and Jimmy Ba. 2015. Adam: A method for stochastic optimization. In *ICLR*.
- Diederik P. Kingma, Shakir Mohamed, Danilo Jimenez Rezende, and Max Welling. 2014. Semi-supervised learning with deep generative models. In *NeurIPS*.
- Diederik P. Kingma and Max Welling. 2014. Auto-encoding variational bayes. In *ICLR*.
- Jiwei Li, Michel Galley, Chris Brockett, Jianfeng Gao, and Bill Dolan. 2016. A diversity-promoting objective function for neural conversation models. In *NAACL-HLT*.
- Mehdi Mirza and Simon Osindero. 2014. [Conditional generative adversarial nets](#). *CoRR*, abs/1411.1784.
- Tong Niu and Mohit Bansal. 2018. Polite dialogue generation without parallel data. *TACL*.
- Tianxiao Shen, Tao Lei, Regina Barzilay, and Tommi S. Jaakkola. 2017. Style transfer from non-parallel text by cross-alignment. In *NeurIPS*.
- Kihyuk Sohn, Honglak Lee, and Xinchen Yan. 2015. Learning structured output representation using deep conditional generative models. In *NeurIPS*.
- Ilya O. Tolstikhin, Olivier Bousquet, Sylvain Gelly, and Bernhard Schölkopf. 2018. Wasserstein autoencoders. In *ICLR*. OpenReview.net.
- Ashish Vaswani, Noam Shazeer, Niki Parmar, Jakob Uszkoreit, Llion Jones, Aidan N. Gomez, Lukasz Kaiser, and Illia Polosukhin. 2017. Attention is all you need. In *NeurIPS*.
- Ke Wang and Xiaojun Wan. 2018. Sentigan: Generating sentimental texts via mixture adversarial networks. In *IJCAI*.
- Jiqing Wu, Zhiwu Huang, Janine Thoma, Dinesh Acharya, and Luc Van Gool. 2018. Wasserstein divergence for gans. In *ECCV*.
- Xiaopeng Yang, Xiaowen Lin, Shunda Suo, and Ming Li. 2018. Generating thematic chinese poetry using conditional variational autoencoders with hybrid decoders. In *IJCAI*.
- Xiaoyuan Yi, Maosong Sun, Ruoyu Li, and Zonghan Yang. 2018. Chinese poetry generation with a working memory model. In *IJCAI*.
- Tiancheng Zhao, Ran Zhao, and Maxine Eskénazi. 2017. Learning discourse-level diversity for neural dialog models using conditional variational autoencoders. In *ACL*.