

Optimal Experimental Design for Staggered Rollouts

Ruoxuan Xiong*

Department of Quantitative Theory and Methods, Emory University, ruoxuan.xiong@emory.edu

Susan Athey

Graduate School of Business, Stanford University, athey@stanford.edu

Mohsen Bayati

Graduate School of Business, Stanford University, bayati@stanford.edu

Guido Imbens

Graduate School of Business, Stanford University, imbens@stanford.edu

In this paper, we study the problem of designing experiments that are conducted on a set of units such as users or groups of users in an online marketplace, for multiple time periods such as weeks or months. These experiments are particularly useful to study the treatments that have causal effects on both current and future outcomes (instantaneous and lagged effects). The *design* problem involves selecting a treatment time for each unit, before or during the experiment, in order to most precisely *estimate* the instantaneous and lagged effects, post experimentation. This optimization of the treatment decisions can directly minimize the opportunity cost of the experiment by reducing its sample size requirement. The optimization is an NP-hard integer program for which we provide a near-optimal solution, when the design decisions are performed all at the beginning (fixed-sample-size designs). Next, we study sequential experiments that allow adaptive decisions during the experiments, and also potentially early stop the experiments, further reducing their cost. However, the sequential nature of these experiments complicates both the design phase and the estimation phase. We propose a new algorithm, PGAE, that addresses these challenges by adaptively making treatment decisions, estimating the treatment effects, and drawing valid post-experimentation inference. PGAE combines ideas from Bayesian statistics, dynamic programming, and sample splitting. Using synthetic experiments on real data sets from multiple domains, we demonstrate that our proposed solutions for fixed-sample-size and sequential experiments reduce the opportunity cost of the experiments by over 50% and 70%, respectively, compared to benchmarks.

Key words: Sequential Experiments, Treatment Effect Estimation, Carryover Effects, Panel Data, Dynamic Programming

1. Introduction

Large technology companies run tens of thousands of experiments (also known as A/B tests) per year to evaluate the impact of various decisions, new features, or products (Gupta et al. 2019). It is common that these experiments are run on multiple units, e.g., groups of users or geographical locations, for multiple hours, days, or weeks. The decision maker gets to observe the outcome

* Alphabetical order other than the first author.

of each unit at every time period, and obtain a panel of experimental data. We refer to these experiments as panel data experiments. To be more specific, let us provide two examples.

EXAMPLE 1.1 (DRIVER EXPERIENCE). Consider a ride-hailing platform that plans to test the impact of a new app feature that improves their experience with the goal of increasing their participation in the platform. A standard A/B test experiment, randomizing the drivers into treatment and control groups, is not applicable due to interference between the drivers. Specifically, treated drivers drive more which could reduce available rides for the control group, lowering their participation which could lead to overestimation of the app feature. One approach to address this issue is by changing the units of experimentation to cities instead of the drivers, treating a whole city at once or not. However, this substantially reduces the sample size, potentially going from millions of drivers to hundreds of cities. To address this challenge, the platform can leverage time, choosing T consecutive time periods of fixed length (e.g., weeks) for each of the N units (cities) and observing their outcomes (weekly driving hours) when treating different units at different time periods. Once such panel data experiment concludes, the platform estimates the effect of the treatment (app feature), and decides whether to roll out the feature universally.

EXAMPLE 1.2 (PUBLIC HEALTH INTERVENTION). Consider a country or state that aims to measure the effect of a new public health intervention (e.g. lock-down or social distancing policies) on the spread of an infectious disease (Abaluck et al. 2021). Similar to Example 1.1, experimentation should be performed at an aggregate level (e.g., geographic regions including neighboring communities) to avoid interference between units. However, longer (e.g., monthly) time periods may be more appropriate in this case.

In addition to increasing the sample size, panel data experiments are also appealing since they allow us to study the effect of treatments that last for multiple periods (Basse et al. 2019). For example, the effect of a new app feature could wear out over time and the resulting increase in driver participation may fade away. But a lock-down policy, while in place, could have a persistent effect on the spread of the disease. In fact, estimating such dynamics of the treatment effects (i.e., instantaneous and lagged effects) is important even in settings that units are individual users and not necessarily are clusters or groups of users. Two such examples are, studying the impact of Supplemental Nutrition Assistance Program on monthly at-home food expenditure for needy families (Hastings and Shapiro 2018) or testing effect of automatically enrolling bank customers into receiving overdraft alerts (Caffisch et al. 2018). But, for the ease of reading, we only use Examples 1.1-1.2 as running examples throughout the paper.

The primary objective of this paper is to design the panel data experiments such that the quality of post-experimentation estimates of the treatment effects (instantaneous and lagged effects) are maximized. We measure the estimation quality by its *precision* which is inversely proportional

to its variance. Increasing the precision, or equivalently increasing the statistical power, of the experiment can effectively reduce the required sample size (number of units or time periods) to detect the treatment effect at a desired level of significance, which can reduce the opportunity cost of the experiment.

In panel data experiments, we assume all units start in the control (no treatment) state at the initial time period. For each unit, we need to choose a particular time period to allocate the treatment. Then the unit remains exposed to this treatment in subsequent time periods; more general settings that the treatment can be stopped are discussed in Section 2 and Appendix A.5. The treatment allocation time is not necessarily the same for all units, and we refer to this treatment adoption pattern as *staggered treatment adoption*. This type of treatment adoption pattern sometimes occurs naturally in observational data, and statistical properties of the treatment effect estimation with such treatment pattern has been actively studied in recent years in causal inference literature (Athey and Stern 2002, De Chaisemartin and d’Haultfoeuille 2020, Sun and Abraham 2020, Callaway and Sant’Anna 2020, Han 2020, Athey and Imbens 2021, Goodman-Bacon 2021). However, in our experimental design setting, in addition to the estimation phase, the decision maker also faces a design problem which involves selecting the treatment adoption times to maximize the power.

1.1. Summary of Contributions

Modeling. In Section 2 of this paper, we consider a rich panel data generating model that captures heterogeneity in units and time periods. For example, in the driver experience application, participation is inherently different across units (e.g., San Jose, CA versus Boston) or across time periods (rainy versus dry or busy versus holiday weeks), and controlling for these variations helps increase the statistical power. The heterogeneity in units and times is captured by unit and time fixed effects, as well as observed and latent covariates. We also allow time-dependent coefficients for the covariates, capturing the fact that during the winter holidays, there are more drivers in Las Vegas than in a college town. More importantly, for the treatment effect, we consider a general and dynamic model of the instantaneous and lagged effects involving scenarios for when the effect of the treatment accumulates or wears out over time.

Near-optimal solution for fixed-sample-size designs. In Section 3, for the estimation of treatment effects, we consider the generalized least squares (GLS) estimator that is the best linear unbiased estimator (BLUE) for instantaneous and lagged effects while also accounting for the observed and latent covariates. Finding the corresponding optimal design, selecting treatment times that maximize the estimator precision, is NP-hard, even when all the treatment decisions as well as choosing the duration of the experiment are made at the beginning. We provide a family

of solutions to this problem that approximate the optimal objective (best achievable precision) within a multiplicative factor of $1 + \mathcal{O}(1/N^2)$. The solutions have two prominent features. First, the fraction of treated units per time period takes an S -shaped curve; the treatment rolls out to units more slowly (over time) in the beginning and at the end, but rapidly in the middle, of the experiment. Second, this optimal fraction is satisfied within each stratum (group of units with the same observed and latent covariate value).

Sequential experiments. In Section 4, we propose a new algorithm, PGAE, that can adaptively terminate the experiment based on estimated precision of the treatment effect from partially observed results of the experiment, and employs dynamic programming (DP) for adaptive optimization of the treatment design for subsequent time periods. The resulting sequential experiment can therefore achieve the same precision as the fixed-sample size experiments, but using a shorter duration, or equivalently incurring a lower cost. Achieving this involves several important and nontrivial contributions. First, we prove that the estimates obtained by PGAE are consistent and asymptotically converge to a normal distribution, despite the endogeneity in PGAE’s adaptive treatment effect estimation caused by dependence between the treatment decisions and the observed data from prior periods. Building on this result, we use an empirical Bayes approach for solving the DP. Second, we prove that the test statistic for the estimator is independent of the experiment termination rule. This tackles the well-known “peeking” problem in sequential experiments (i.e., the estimation and hypothesis testing of treatment effect are biased by the experiment termination rule). We achieve these results by implementing a carefully designed sample splitting scheme (for the units) that allows managing the bias due to the dependency between different stages of making treatment decisions, ending the experiment, and post-experiment treatment effect estimation and inference. An appealing property of this scheme is that, the final treatment effect estimation uses *all* of the data, incurring no efficiency loss compared to an oracle who would have access to the same design at the beginning of the experiment.

Empirical results. In Section 5, we illustrate the performance of our solutions for the fixed-sample-size and sequential experiments through synthetic experiments on four real data sets of flu occurrence rates, home medical visits, grocery expenditure, and Lending Club loans. For the fixed-sample-size experiments, our solution requires less than 50% of the sample size to achieve the same precision as the benchmark designs. In addition, we show that stratification based on the latent covariates estimated from historical control data can further reduce the required sample size by more than 20%. For sequential experiments we show that our adaptive design from PGAE can improve the precision of treatment effect estimation by more than 20%, on top of the improvements obtained by our fixed-sample-size design.

1.2. Related Literature

Our designs of panel data experiments are most closely related to the stepped wedge designs in clinical trials (Brown and Lilford 2006). Stepped wedge designs sequentially roll out an intervention to clusters or individuals over several periods. Prior work on optimal stepped wedge design (Hussey and Hughes 2007, Hemming et al. 2015, Li et al. 2018) studies optimal treatment assignments for the model with instantaneous effect only and without covariates, whose optimal treated fraction is linear in time. In contrast, the outcome model we study allows for carryover effects, observed and latent covariates. Our solutions are also related to the designs of experiments that focus on synthetic control estimators and decide whom to treat (Doudchenko et al. 2021, Abadie and Zhao 2021). As a comparison, we not only focus on whom to treat but also on when to treat.

Our solution for the fixed-sample-size experiments balances covariates between the control and treated groups, that is aligned with prior work on covariate balancing in experimental design (Pocock and Simon 1975, Cook et al. 2002, Hu et al. 2012, Bertsimas et al. 2015, 2019, Kallus 2018, Bhat et al. 2019, Krieger et al. 2019) and in causal inference (Nikolaev et al. 2013, Imai and Ratkovic 2014, Sauppe and Jacobson 2017). Our solution is also conceptually aligned with stratification and clusterization in randomized experiments (Simon 1979, Mulvey 1983, Cheng and Davenport 1989, Fox 2000, Athey and Imbens 2017, Hayes and Moulton 2017). We extend prior work to panel data experiments. We show that stratification and covariate balancing can increase the statistical power of panel data experiments. Compared to prior work, we leverage the benefit of repeated observations on the same set of units and provide a solution to balance latent covariates by using historical control data that contain information about latent covariates. Overall, our focus on estimating both instantaneous and carryover treatment effects over time is the main difference between this work and prior covariate-balancing literature.

The PGAE algorithm for the sequential experiments is closely connected to the literature on sequential testing (Johari et al. 2017, 2020), and the literature on adaptive designs in sequential experiments (Efron 1971, Bhat et al. 2019), online learning and multi-armed bandits (e.g., Bubeck and Cesa-Bianchi (2012), Lattimore and Szepesvári (2018)). Ju et al. (2019) is probably closest to PGAE which also simultaneously considers sequential testing and adaptive allocation of data. Compared to prior work on sequential experiments and adaptive designs (Efron 1971, Johari et al. 2017, Bhat et al. 2019, Ju et al. 2019, Johari et al. 2020), the key distinction is that we make the treatment decisions on the same set of units over time. Given that the treatment cannot be removed during the experiment, the treatment decisions in prior periods restrict the feasible set of treatment decisions we could make for future periods, and PGAE is designed to take this restriction into account. Regarding the sequential testing component in PGAE, the precision-based stopping rule that is similar to the one in PGAE has been used Chow and Robbins (1965), Glynn and

Whitt (1992), Singham and Schruben (2012). The sample splitting component in PGAE is closely connected to the forced sampling in multi-armed bandits (Goldenshluger and Zeevi 2013, Bastani and Bayati 2020).

Post-experimentation inference based on panel data experiments is closely related to the growing literature in causal inference to estimate the effect of a policy or an intervention on observational panel data. Panel data is particularly appealing as it has repeated observations on the same units that can be used to deal with unobserved confounders (Angrist and Pischke 2008). Many public policies and interventions have an irreversible treatment adoption pattern, such as the rise of minimum wage (Card and Krueger 1994) and tobacco control program (Abadie et al. 2010). The most widely used tool on panel data is the difference-in-differences (DID) estimator (Card and Krueger 1994, Bertrand et al. 2004, Angrist and Pischke 2008, Abadie 2005). DID requires a parallel trend assumption between the treatment and control groups that can be restrictive in empirical studies. The synthetic control method relaxes this assumption, and constructs a weighted average of control groups, to which the treated group is compared (Abadie and Gardeazabal 2003, Abadie et al. 2010). Recently, an increasing number of studies develop treatment effect estimation methods tailored to staggered treatment adoption, where units adopt the new policy or treatment at different points in time (De Chaisemartin and d’Haultfoeuille 2020, Sun and Abraham 2020, Callaway and Sant’Anna 2020, Han 2020, Athey and Imbens 2021, Goodman-Bacon 2021). As mentioned before, our experimental design problem is quite different given that, in addition to the estimation, we also aim to select the treatment times to maximize the power.

2. Panel Data Experiments and Assumptions

In this section, we start by introducing panel data experiments and then describing the two types of experiments that are considered in this paper. We also specify our assumptions on the data model and treatment designs.

Consider Examples 1.1-1.2 from Section 1, and assume that we are planning to run an experiment to estimate effect of a treatment of interest (app feature or public health intervention). We assume that the treatment has not been used before the experiment starts. The experimental designer decides the treatment assignments for all the N units over T time periods. Let z_{it} in $\{-1, +1\}$ be the decision variable representing treatment assignment for unit i at time t , for all i in $\{1, \dots, N\}$ and t in $\mathbb{T} = \{1, \dots, T\}$, where $z_{it} = +1$ means unit i is treated at time t and $z_{it} = -1$ means otherwise. Different treatment decisions lead to different panels of observed outcomes that can affect precision of the treatment effect estimates. The estimation precision, to be defined formally in Section 3.2, directly impacts the cost of running the experiment since it specifies the required number of units and time periods. Therefore, optimizing the treatment decisions is an important step in running panel data experiments.

In this paper we consider two types of panel data experiments: fixed-sample-size experiments and sequential experiments. Fixed-sample-size experiments refer to the experiments with fixed N and T . Sequential experiments refer to the experiments with fixed N and varying T . The fixed-sample-size experiments enjoy the benefit of simplicity and involve straightforward construction of statistical tests for the treatment effects. However, the fixed-sample-size experiments can be inefficient in time and cost, as the experiment may run longer than needed to attain a certain precision of the treatment effect estimates. In comparison, sequential experiments can early-stop the experiment if needed, at the expense of making statistical inference for the treatment effects more challenging. We study the design of fixed-sample-size experiments in Section 3. Building on our insights for the fixed-sample-size experiments, we propose an algorithm in Section 4 to run sequential experiments that make treatment decisions adaptively and provide valid statistical inference of the treatment effects.

We focus on the treatment assignments that satisfy the irreversible treatment adoption; once a unit adopts the treatment, it remains exposed to the treatment for all periods afterwards.

ASSUMPTION 2.1 (Irreversible Treatment Adoption). *For all i and $1 \leq t \leq T - 1$,*

$$z_{it} \leq z_{i,t+1}, \text{ for all } i \text{ and } 1 \leq t \leq T - 1.$$

We mostly focus on the irreversible scenario for two reasons. First, often there are practical constraints restricting units from switching between control and treatment, such as the policies or programs implemented at the group level (e.g., city or state level), or the features that are electronically rolled to user interface (e.g., ride-hailing app feature). Second, when the treated units switch back to the control, they may not return to the original control status. For example, drivers may develop different driving habits via the new feature. In fact, the irreversible pattern is common in observational studies (Heckman et al. 1997, 1998, Blundell et al. 2004, Abadie 2005, Abadie et al. 2010, 2015). In the experiment design literature, the irreversible pattern appears in the stepped wedge designs of randomized trials in public health (Brown and Lilford 2006, Hussey and Hughes 2007, Woertman et al. 2013, Hemming et al. 2015), and in the design of synthetic control experiments (Doudchenko et al. 2021, Abadie and Zhao 2021).

REMARK 2.1 (GENERALIZATION TO REVERSIBLE TREATMENTS). In Appendix A.5, we study fixed-sample-size experiment design problems where the treatment can be stopped. We show that optimizing the treatment designs for this case follows from our results in Section 3.

When the treatment is irreversible, we can reduce the number of decision variables from $N \times T$ to N . Let A_i be the first time that unit i adopts the treatment, where A_i belongs to set $\mathbb{A} = \mathbb{T} \cup \{\infty\} =$

$\{1, 2, \dots, T, \infty\}$ and $A_i = \infty$ means unit i was never treated.¹ Then, there is a one-to-one mapping between $\{z_{it}\}_{t=1}^T$ and A_i , under Assumption 2.1. Specifically, given $\{z_{it}\}_{t=1}^T$,

$$A_i = \begin{cases} 1 + 0.5 \sum_{t=1}^T (1 - z_{it}) & \text{if } z_{iT} = 1 \\ \infty & \text{otherwise} \end{cases}.$$

On the other hand, given A_i ,

$$z_{it} = 2 \cdot \mathbf{1}_{A_i \leq t} - 1,$$

where $\mathbf{1}_{A_i \leq t}$ is a binary indicator that equals one if $A_i \leq t$ and zero otherwise.

Let $Y_{it} \in \mathbb{R}$ be the observed outcome of unit i at time t . We impose the following assumption on the reduced-form outcome model, with a discussion on the potential outcome framework in Remark 2.2.

ASSUMPTION 2.2 (Outcome Model Specification). *The observed outcome Y_{it} for unit i at time t can be specified as*

$$Y_{it} = \alpha_i + \beta_t + \mathbf{X}_i^\top \boldsymbol{\theta}_t + \mathbf{u}_i^\top \mathbf{v}_t + \tau_0 z_{it} + \tau_1 z_{i,t-1} + \dots + \tau_\ell z_{i,t-\ell} + \varepsilon_{it}, \quad (2.1)$$

where τ_0 is the instantaneous effect, τ_j is the lagged j -th period effect ($j > 0$), α_i and β_t are unobserved unit and time fixed effects, $\mathbf{X}_i \in \mathbb{R}^{d_x}$ are observed covariates of dimension d_x , $\boldsymbol{\theta}_t \in \mathbb{R}^{d_x}$ are their (non-random) unobserved time-varying coefficients, $\mathbf{u}_i \in \mathbb{R}^{d_u}$ are latent (non-random) covariates of dimension d_u , and $\mathbf{v}_t \in \mathbb{R}^{d_u}$ are (random) latent factors. Unobserved idiosyncratic errors $\{\varepsilon_{it}\}_{it \in [N] \times [T]}$ are i.i.d. in both i and t . In addition, we assume ℓ, d_x, d_u are fixed.

Model (2.1) implies a unit's treatment z_{it} only affects the outcomes of this unit (no cross-unit interference). For the applications where cross-unit interference may occur (e.g., infectious diseases or online marketplaces), no interference can hold when units are at the aggregate level (e.g., geographic area or groups of substitute-able products). Model (2.1) also implies that unit outcomes are not impacted by future treatment assignments (no anticipation). For example, drivers do not increase their working hours in anticipation of the new app feature. No anticipation is also commonly imposed in the literature (Robins 1997, Heckman and Vytlačil 2005, Basse et al. 2019, Bojinov et al. 2020).

An important feature of model (2.1) is that it allows the treatment of a unit to affect the outcomes of the same unit for multiple periods (carryover effects). The dynamics of carryover effects can be quite general, as the instantaneous effect τ_0 and lagged effects $\boldsymbol{\tau}_{1:\ell} = (\tau_1, \dots, \tau_\ell)$ can take arbitrary values. To demonstrate this generality, we describe a few scenarios below.

¹ We use " ∞ " to preserve the ordering that a larger value for A_i implies the treatment is assigned at a later time.

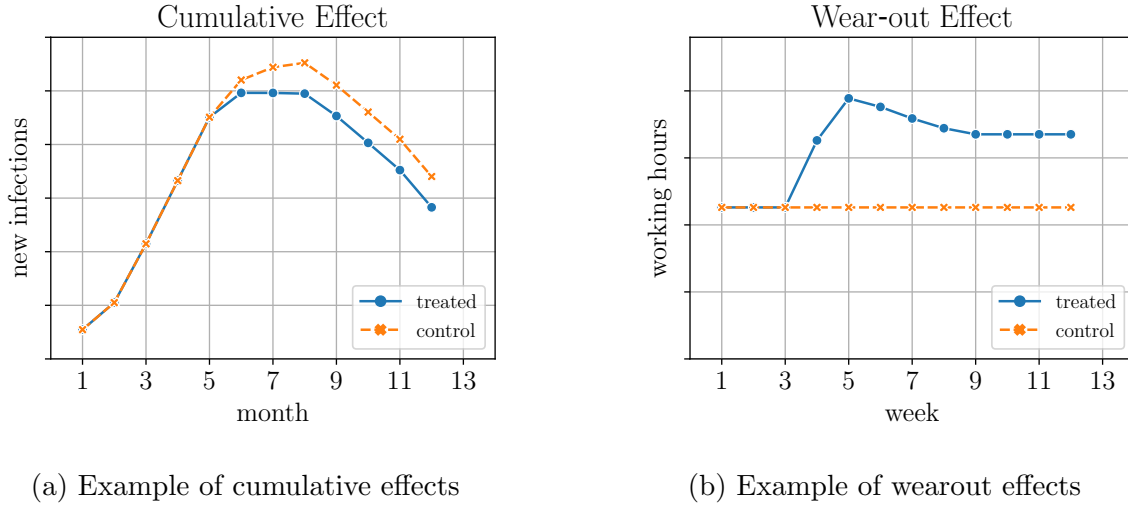


Figure 1 Illustrative examples of cumulative and wearout effects. Figure 1a shows that the effect of a new public health intervention on new infections accumulates over time ($\tau_0, \tau_1, \tau_2 < 0$). Figure 1b shows the effect of a new app feature on drivers' working hours wears out over time ($\tau_0, \tau_1 > 0$ and $\tau_2, \tau_3, \tau_4, \tau_5 < 0$).

- **Cumulative effect.** If τ_0, \dots, τ_ℓ all have the same sign, the effect accumulates over ℓ consecutive time periods, as shown via an example in Figure 1a.
- **Wear-out effect.** If τ_0 has a different sign than all of τ_2, \dots, τ_ℓ , the total effect wears out over time. An example of this is shown in Figure 1b.
- **An example of reversible treatment.** As we discuss in Appendix A.5.1, when $\sum_{j=0}^{\ell} \tau_j = 0$, there is no total effect after ℓ periods which is equivalent to assuming the treatment is stopped after ℓ periods.

In this paper, we assume that the duration of the carryover effects, ℓ , is fixed.

Instantaneous effect τ_0 and lagged effects $\tau_{1:\ell}$ are the main objects of interest. We seek to optimally choose the treatment adoption times $\{A_i\}_{i=1}^N$ such that these quantities can be estimated as accurately as possible.

Model (2.1) has two-way (i.e., unit and time) fixed effects α_i and β_t , observed covariates \mathbf{X}_i with time varying coefficients, and interactive latent factor structure $\mathbf{u}_i^\top \mathbf{v}_t$. These components allow for the heterogeneity in units and time periods. The two-way fixed effect model (and possibly with observed covariates) has been widely used in observational studies (Bertrand et al. 2004, Angrist and Pischke 2008).² Observed covariates \mathbf{X}_i in (2.1) are time-invariant and are not affected by the

²There are two reasons. First, α_i and β_t can be arbitrarily correlated with the observed explanatory variables $\{\mathbf{X}_i, z_{it}, \dots, z_{i,t-\ell}\}$, so they can capture the unobserved additive unit-specific and time-specific confounders that jointly affect z_{it} and Y_{it} (Angrist and Pischke 2008). Second, α_i captures the mean effect of unobservables on unit i 's outcome over time, and β_t captures the mean effect of unobservables on units' outcomes at time t .

treatment, examples of such covariates are an individual's gender and race or attributes of a city.³ In addition, the interactive latent factor structure $\mathbf{u}_i^\top \mathbf{v}_t$ captures the multiplicative unobserved effects that addresses the restriction in the two-way fixed effect model with additive unobserved effects α_i and β_t only (Holtz-Eakin et al. 1988). We assume \mathbf{u}_i is nonrandom while \mathbf{v}_t is random, following the literature on large dimensional factor modeling (Bai and Ng 2002, Bai 2003).

Our model is more general than (Lawrie et al. 2015, Girling and Hemming 2016, Li et al. 2018) that study a similar optimal experimental design but their models does not capture carryover effects and lacks observed and latent covariates. As shown in Sections 3.3 and 5.2.2 below, the estimation error of $\{\hat{\tau}_j\}_{j=0}^\ell$ can be reduced in the estimation phase by accounting for carryover effects and covariates in the design phase.⁴

REMARK 2.2 (POTENTIAL OUTCOME FRAMEWORK). Under the potential outcome framework, let $Y_{it}(z_{it}, z_{i,t-1}, \dots, z_{i,t-\ell})$ be the potential outcome for unit i at time t for treatment vector $(z_{it}, z_{i,t-1}, \dots, z_{i,t-\ell})$. Under Assumption 2.1, without loss of generality, we can define the instantaneous and lagged effects for unit i at time t as

$$\tau_{j,it} := \frac{1}{2} \left(Y_{it}(+1, \dots, +1, \underbrace{+1}_{z_{i,t-j}}, -1, \dots, -1) - Y_{it}(+1, \dots, +1, \underbrace{-1}_{z_{i,t-j}}, -1, \dots, -1) \right) \quad \text{for } 0 \leq j \leq \ell.$$

Our estimands are the average instantaneous and lagged effects defined as

$$\tau_j = \frac{1}{NT} \sum_{i,t} \tau_{j,it} \quad \text{for } 0 \leq j \leq \ell,$$

and one can estimate the average effects τ_j from the outcome model specification (2.1).

REMARK 2.3 (HETEROGENEOUS TREATMENT EFFECTS). Note that $\tau_{j,it}$ can vary with i and t . Assume the differences, $\tau_{j,it} - \tau_j$, are i.i.d. with mean 0 across both i and t , $1 \leq i \leq N$ and $1 \leq t \leq T$. Then we can incorporate each $\tau_{j,it} - \tau_j$ into the error term ε_{it} and the OLS or GLS estimator for the average effects τ_j from model (2.1) will be unbiased.⁵ It is fairly common in the causal inference literature to estimate a single parameter, the average treatment effect, without making the assumption that treatment effects are homogeneous (Card and Krueger 1994, Imbens and Rubin 2015). The outcome model like (2.1) with a single or a few treatment effect parameter(s) has been used in empirical studies across various domains with an average treatment effect interpretation for

³ The time-invariance assumption is commonly imposed in difference-in-differences estimators (Heckman et al. 1997, 1998, Blundell et al. 2004, Abadie 2005) and synthetic control estimators (Abadie et al. 2010, 2015) in observational studies.

⁴ Lawrie et al. (2015), Girling and Hemming (2016), Li et al. (2018) assume random unit effects as opposed to fixed unit effects in model (2.1) and they treat unit effects as an additional noise term. Their model does not have observed covariates \mathbf{X}_i , so they do not need face the endogeneity problem arising from $\mathbb{E}[\mathbf{X}_i(\alpha_i + \varepsilon_{it})] \neq 0$.

⁵ In large samples, one can show the consistency of the OLS or GLS estimator for τ_j , under weaker assumptions on $\tau_{j,it} - \tau_j$, $1 \leq i \leq N$ and $1 \leq t \leq T$.

the parameter(s), such as in operations management (Cui et al. 2019, Cachon et al. 2019, Cui et al. 2020, Zhang et al. 2020), healthcare (Abaluck et al. 2021), and economics (Card and Krueger 1994). We discuss an alternative way that accounts for heterogeneous treatment effects using observable sources of heterogeneity in Remark 3.7 below.

Additional Notations. For any vector $\mathbf{x} = (x_1, \dots, x_n)$, and integers a and b , $1 \leq a < b \leq n$, we use notation $\mathbf{x}_{a:b}$ to refer to the sub-vector (x_a, \dots, x_b) . We also introduce new notations $\boldsymbol{\tau}$, \mathbf{y}_t , \mathbf{y} , \mathbf{z} , \mathbf{X} , \mathbf{U} , $\mathbf{1}_N$, and \mathbf{I}_N that are defined as follows: $\boldsymbol{\tau} = (\tau_\ell, \dots, \tau_0)$, $\mathbf{y}_t = (Y_{1t}, Y_{2t}, \dots, Y_{Nt})^\top \in \mathbb{R}^{N \times 1}$, $\mathbf{y} = (\mathbf{y}_1^\top, \mathbf{y}_2^\top, \dots, \mathbf{y}_T^\top)^\top \in \mathbb{R}^{NT \times 1}$, $\mathbf{z} = (\mathbf{z}_1^\top, \mathbf{z}_2^\top, \dots, \mathbf{z}_T^\top)^\top \in \mathbb{R}^{NT \times 1}$, $\mathbf{X} = (\mathbf{X}_1 | \mathbf{X}_2 | \dots | \mathbf{X}_N)^\top \in \mathbb{R}^{N \times d_x}$, $\mathbf{U} = (\mathbf{u}_1 | \mathbf{u}_2 | \dots | \mathbf{u}_N)^\top \in \mathbb{R}^{N \times d_u}$, $\mathbf{1}_N$ is vector of all ones of dimension N , and \mathbf{I}_N is the identity matrix of dimension $N \times N$.

3. Fixed-Sample-Size Experiments

In this section, we study the design of fixed-sample-size experiments. We first present an estimation approach of the instantaneous and lagged effects in Section 3.1. Next, in Section 3.2, we define the precision of the proposed estimators and formulate an optimization problem to find optimal treatment times for each unit that maximizes the precision. Finally, we present our solution to the optimization problem in Section 3.3.

3.1. Estimation of Instantaneous and Lagged Effects

The decision maker needs to consider two objectives when choosing an estimator for the instantaneous and lagged effects. First is the statistical quantities of this estimator, such as the bias, variance (inverse of precision), and mean-squared error (MSE) of this estimator in the estimation phase. Second is the feasibility of optimizing units' treatment times based on the precision of this estimator in the design phase. One can study the optimal treatment assignments based on the statistical quantities of a simple estimator, but this estimator can have a large MSE in the estimation phase. Alternatively, for a sophisticated estimator with a small MSE, the functional form of its statistical quantities may be very complex or implicit, which can lead to an intractable optimization problem in the design phase.

In this paper we study the optimization of treatment assignments based on the statistical quantities of the generalized least squares (GLS) estimator. The corresponding optimization problem is

$$\begin{aligned}
 \min_{\boldsymbol{\tau}, \boldsymbol{\alpha}, \boldsymbol{\beta}_{(\ell+1):T}, \boldsymbol{\theta}_{(\ell+1):T}} \quad & \sum_{t=\ell+1}^T \mathbf{e}_t^\top \cdot \mathbf{W}^{-1} \cdot \mathbf{e}_t \\
 \text{s.t.} \quad & \mathbf{e}_t = \mathbf{y}_t - \boldsymbol{\alpha} - \boldsymbol{\beta}_t \cdot \mathbf{1}_N - \mathbf{X}\boldsymbol{\theta}_t - \tau_0 \cdot \mathbf{z}_t - \dots - \tau_\ell \cdot \mathbf{z}_{t-\ell} \\
 & \alpha_i = 0 \text{ for } i > N - d_x - 1
 \end{aligned} \tag{3.1}$$

where $\boldsymbol{\alpha} = (\alpha_1, \dots, \alpha_N)$, $\boldsymbol{\beta}_{(\ell+1):T} = (\beta_{\ell+1}, \dots, \beta_T)$, $\boldsymbol{\theta}_{(\ell+1):T} = (\boldsymbol{\theta}_{\ell+1} | \dots | \boldsymbol{\theta}_T)$, and \mathbf{W} is a weighting matrix. The solution to (3.1) is denoted as $(\hat{\boldsymbol{\tau}}, \hat{\boldsymbol{\alpha}}, \hat{\boldsymbol{\beta}}_{(\ell+1):T}, \hat{\boldsymbol{\theta}}_{(\ell+1):T})$. The optimal \mathbf{W} is proportional to $(\mathbf{U}\boldsymbol{\Sigma}_v\mathbf{U}^\top + \sigma_\varepsilon^2\mathbf{I}_N)^{-1}$, i.e., the inverse covariance matrix of \mathbf{e}_t , under Assumption 3.1 below. As \mathbf{U} , $\boldsymbol{\Sigma}_v$, and σ_ε^2 are unknown in practice, we can use feasible generalized least squares (FGLS). FGLS first solves (3.1) using identity matrix as the weighting matrix, then estimates \mathbf{U} , $\boldsymbol{\Sigma}_v$, and σ_ε^2 , and lastly uses $(\hat{\mathbf{U}}\hat{\boldsymbol{\Sigma}}_v\hat{\mathbf{U}}^\top + \hat{\sigma}_\varepsilon^2\mathbf{I}_N)^{-1}$ as the weighting matrix to solve (3.1) again.

ASSUMPTION 3.1 (Error Structure). $\mathbf{v}_t \in \mathbb{R}^{d_u}$ is i.i.d. with $\mathbb{E}[\mathbf{v}_t | \boldsymbol{\xi}_{it}] = \mathbf{0}$ and $\mathbb{E}[\mathbf{v}_t \mathbf{v}_s^\top | \boldsymbol{\xi}_{it}, \boldsymbol{\xi}_{js}] = \boldsymbol{\Sigma}_v \cdot \mathbf{1}_{t=s}$ for all i, j, t, s , where $\boldsymbol{\xi}_{it} = (\mathbf{X}_i, \alpha_i, \beta_t, z_{it}, \dots, z_{i-\ell, t})$. ε_{it} is i.i.d. in both i and t with $\mathbb{E}[\varepsilon_{it} | \boldsymbol{\xi}_{it}] = 0$ and $\mathbb{E}[\varepsilon_{it} \varepsilon_{js} | \boldsymbol{\xi}_{it}, \boldsymbol{\xi}_{js}] = \sigma_\varepsilon^2 \cdot \mathbf{1}_{i=j, t=s}$ for all i, j, t, s . ε_{it} is independent of \mathbf{v}_s for all i, t, s .

Assumption 3.1 is analogous to, but slightly weaker than, the standard strict exogeneity assumption (Wooldridge 2010). Under Assumption 3.1, the solution to (3.1) is unbiased from the Gaussian-Markov Theorem (see Lemma A.1 in Appendix A.1 and Wooldridge (2010)). Note that Assumption 3.1 is stated conditional on α_i and β_t , and α_i and β_t are unobserved and unrestricted. Therefore, Assumption 3.1 allows the first and second moments of \mathbf{v}_t and ε_{it} to depend on $\mathbf{X}_i, z_{it}, \dots, z_{i-\ell, t}$, which is slightly weaker than the standard strict exogeneity assumption.

GLS has two nice properties under Assumption 3.1 from the Gauss-Markov Theorem. First, GLS is the best linear unbiased estimator (BLUE) of $\boldsymbol{\tau}$, meaning that this estimator has the smallest variance among all the linear unbiased estimators. Second, there is an explicit formula for the variance and precision of GLS in terms of z_{it} , which makes it possible to provide a tractable solution to the optimization problem.

REMARK 3.1 (MACHINE LEARNING HEURISTICS FOR $\boldsymbol{\tau}$). Instead of BLUE, one can look at machine learning estimators. We provide one such estimator in Appendix C for $\boldsymbol{\tau}$ that does not rely on Assumption 3.1 about \mathbf{v}_t . This type of machine learning based estimators are typically biased in the estimation of $\boldsymbol{\tau}$, but could have a smaller variance than the unbiased estimators. The optimization of $\{A_i\}_{i=1}^N$ based on these estimators is generally not tractable, and therefore we do not emphasize them in this paper.

REMARK 3.2 (IMPLICATION OF ASSUMPTION 3.1). $\mathbb{E}[\mathbf{v}_t] = 0$ holds without loss of generality as we can always project their mean to α_i .⁶ Note that \mathbf{e}_t in (3.1) equals $\mathbf{e}_t = \mathbf{U}\mathbf{v}_t + \boldsymbol{\varepsilon}_t$, and then under Assumption 3.1, \mathbf{e}_t satisfies

$$\mathbb{E}[e_{it}] = 0, \quad \mathbb{E}[e_{it}^2] = \mathbf{u}_i^\top \boldsymbol{\Sigma}_v \mathbf{u}_i + \sigma_\varepsilon^2, \quad \mathbb{E}[e_{it} e_{jt}] = \mathbf{u}_i^\top \boldsymbol{\Sigma}_v \mathbf{u}_j, \quad \mathbb{E}[e_{it} e_{js}] = 0, \quad \text{for } t \neq s,$$

implying that e_{it} is correlated in the unit dimension, but it is uncorrelated in the time dimension.

⁶ If $\mathbb{E}[\mathbf{v}_t] \neq 0$, let $\alpha_i^\dagger = \alpha_i + \mathbf{u}_i^\top \mathbb{E}[\mathbf{v}_t]$ and $\mathbf{v}_t^\dagger = \mathbf{v}_t - \mathbb{E}[\mathbf{v}_t]$. Then \mathbf{v}_t^\dagger has mean zero.

3.2. Optimization Problem for Treatment Decisions

In this section, we introduce the optimization problem to solve the optimal $\{A_i\}_{i=1}^N$ based on the statistical quantities of GLS. From a high level perspective, we are interested in precisely estimating $\boldsymbol{\tau}$. However, there are $\ell + 1$ estimands in $\boldsymbol{\tau}$ and it is generally infeasible to find an $\{A_i\}_{i=1}^N$ that simultaneously maximizes the precision of each of $\{\hat{\tau}_j\}_{j=0}^\ell$ for $\ell \geq 1$. Instead, one needs to consider an objective function that has a feasible solution. There are two categories of objective functions that one may be interested in

- balance the precision/variance of each of $\{\hat{\tau}_j\}_{j=0}^\ell$
- maximize the precision of some linear combination of $\{\hat{\tau}_j\}_{j=0}^\ell$

Examples of the objective functions related to the first category include (Atkinson et al. 2007)

- **A(average)-optimal design**: minimizes the trace of $\text{Var}(\hat{\boldsymbol{\tau}})$
- **D(determinant)-optimal design**: minimizes the determinant of $\text{Var}(\hat{\boldsymbol{\tau}})$
- **T(trace)-optimal design**: maximizes the trace of the inverse of $\text{Var}(\hat{\boldsymbol{\tau}})$

An example of the objective functions related to the second category is

- **Total treatment effect** ($\sum_{j=0}^\ell \tau_j$): minimizes $\text{Var}(\sum_{j=0}^\ell \hat{\tau}_j)$

When $\ell = 0$, the four objective functions mentioned above are equivalent to each other. For general ℓ , they are not equivalent, and the optimal treatment assignments for these four objectives can be different (though the difference can be small).

In this section, we focus on analytically solving the T(trace)-optimal design:

$$\max_{\{A_i\}_{i=1}^N} \text{tr}(\text{Prec}(\hat{\boldsymbol{\tau}})), \quad (3.2)$$

where $\text{Prec}(\hat{\boldsymbol{\tau}})$ is defined as the inverse of $\text{Var}(\hat{\boldsymbol{\tau}})$. (3.2) is an integer program. In Section 3.3, we provide the explicit optimality conditions for (3.2) and we provide a rounding algorithm to obtain (near-optimal) feasible solutions from the optimality conditions. The optimality conditions provide insights into how the presence of different components in model (2.1) (fixed effects, observed and latent covariates) affect the optimal treatment assignments. Admittedly, the other three objectives mentioned above would be natural and of practical interest, especially the one that minimizes $\text{Var}(\sum_{j=0}^\ell \hat{\tau}_j)$. However, analytically solving the other three objectives is generally infeasible, as explained in Remark 3.3 below. Instead, one could numerically solve the other three objectives in practice. We visualize the numerical solutions for D-optimal design in Figure 8 in Appendix A.4, which has a similar structure as our solutions to (3.2). We empirically show in Section 5 and Appendix D that our solutions to (3.2) outperform the benchmark treatment designs measured by the objective of A-optimal design and $\text{Var}(\sum_{j=0}^\ell \hat{\tau}_j)$.

For the remaining of this section, we focus on the T-optimal design. T-optimal design was first introduced in Atkinson and Fedorov (1975a) to discriminate between two competing regression

models (mapping to our setting, for example to determine whether $\ell = \ell_0$ or $\ell = \ell_1$ is true, for distinct number of lags ℓ_0 and ℓ_1). Since then, the T-optimal design has been studied by Atkinson and Fedorov (1975b), Uciński and Bogacka (2005), Wiens (2009), Dette et al. (2012, 2013, 2015) and some others.

EXAMPLE 3.1. When $T = 1$ and $\ell = 0$, A_i takes value between 1 (treatment) and ∞ (control). If all the covariates are observed (i.e., $d_u = 0$), the optimization problem (3.2) coincides with the offline optimization problem in Bhat et al. (2019), and is equivalent to the MAX-CUT problem and is NP-hard (Hayes 2002, Mertens 2006). In this paper, we focus on the case of low-dimensional covariates,⁷ where the feasible solution from our rounding algorithm is provably close to the optimal integer solution to (3.2).

REMARK 3.3 (CHALLENGES IN ALTERNATIVE OBJECTIVES). Note that each entry in $\text{Var}(\hat{\tau})$ is a ratio of two polynomial functions of z_{it} , where the degrees of numerator and of denominator are 2ℓ and $2(\ell + 1)$, respectively (for $\ell \geq 1$). The objective of A-optimal design and $\text{Var}(\sum_{j=0}^{\ell} \hat{\tau}_j)$ are both sums of entries in $\text{Var}(\hat{\tau})$ (i.e., sums of ratios of two higher-order polynomials of z_{it}). The objective of D-optimal design is the inverse of a $2(\ell + 1)$ -th order polynomial function of z_{it} .

3.3. Optimal Solutions

In this section, we seek to solve the T-optimal design. Note that there are many possibilities on how different components of model (2.1) can affect the optimal treatment assignments (compared to single-unit multi-period experiments and single-period multi-unit experiments). For example, the effects can happen in both the unit and time dimensions, and the effects of different components may interact with each other. The large number of possibilities could complicate the optimal solution, and therefore makes the optimization problem challenging to solve.

The first critical result we show is that the effects of different components on the optimal treatment assignments of (3.2) can in fact be separable, which greatly reduces the number of possibilities and makes it possible to solve (3.2). This result is implied by Lemma 3.1 below that $\text{Prec}(\hat{\tau})$ can be decomposed into three separable quadratic functions: the first one does not depend on \mathbf{X} and \mathbf{U} , the second one only depends on \mathbf{X} , and the third one only depends on \mathbf{U} . The solutions to each of these three show the effects of fixed effects, of observed covariates, and of latent covariates on the optimal treatment assignments, respectively. If a solution simultaneously optimizes all three quadratic functions, then this solution is an optimal solution to (3.2).

LEMMA 3.1 (**Separable Quadratic Representation**). *Suppose Assumptions 2.1-3.1 hold. Also, assume that $\hat{\tau}$ is estimated from GLS with $\mathbf{W} = [w_{ij}] \propto (\mathbf{U}\Sigma_v\mathbf{U}^\top + \sigma_\varepsilon^2\mathbf{I}_N)^{-1}$, rows in \mathbf{X} and*

⁷ This makes sense as we allow for latent covariates/factors, which can summarize the information and reduce the dimensionality of (high-dimensional) observed covariates.

\mathbf{U} are demeaned, i.e., $\sum_{i=1}^N \mathbf{X}_i = \mathbf{0}_{d_x}$ and $\sum_{i=1}^N \mathbf{u}_i = \mathbf{0}_{d_u}$, $\sum_{i=1}^N \mathbf{X}_i \mathbf{u}_i^\top = \mathbf{0}_{d_x, d_u}$, and $\Sigma_v = \sigma_\varepsilon^2 \cdot \mathbf{I}_{d_u}$. Let $T_\ell = T - \ell$ and $j_\ell = j + T_\ell - 1$ for all j . Then $\text{tr}(\text{Prec}(\hat{\tau}))$ takes the form of

$$\text{tr}(\text{Prec}(\hat{\tau})) = -\frac{N}{\sigma_\varepsilon^2} \sum_{j=1}^{\ell+1} \left(\underbrace{(\boldsymbol{\omega}_{j:j_\ell})^\top \mathbf{P}_{\mathbf{1}_{T_\ell}} \boldsymbol{\omega}_{j:j_\ell} + 2\mathbf{b}_\ell^\top \boldsymbol{\omega}_{j:j_\ell}}_{f_{j,1}(\mathbf{z})} + \underbrace{\sum_{k=1}^{d_x} (\boldsymbol{\omega}_{j:j_\ell}^{x_k})^\top \mathbf{P}_{\mathbf{1}_{T_\ell}} \boldsymbol{\omega}_{j:j_\ell}^{x_k}}_{f_{j,\mathbf{X}}(\mathbf{z})} + \underbrace{\frac{1}{N} \mathbf{z}_{j:j_\ell}^\top \mathbf{M}_U \mathbf{z}_{j:j_\ell}}_{f_{j,U}(\mathbf{z})} \right), \quad (3.3)$$

where $\boldsymbol{\omega}_{j:j_\ell} = (\omega_j, \dots, \omega_{j_\ell})^\top$ with $\omega_t = \frac{1}{N} \sum_{i=1}^N z_{it}$, $\boldsymbol{\omega}_{j:j_\ell}^{x_k} = (\omega_j^{x_k}, \dots, \omega_{j_\ell}^{x_k})^\top$ with $\omega_t^{x_k} = \frac{1}{N} \sum_{i=1}^N X_{ik} z_{it}$, $\mathbf{z}_{j:j_\ell} = (\mathbf{z}_j^\top, \dots, \mathbf{z}_{j_\ell}^\top)^\top \in \{-1, +1\}^{NT_\ell \times 1}$, $\mathbf{P}_{\mathbf{1}_{T_\ell}} = \mathbf{I}_{T_\ell} - \frac{1}{T_\ell} \mathbf{1}_{T_\ell} \mathbf{1}_{T_\ell}^\top$, $\mathbf{b}_\ell = [b_{\ell,t}] \in [-1, 1]^{T_\ell}$ with $b_{\ell,t} = \frac{T_\ell + 2 - 2t}{T_\ell}$, and $\mathbf{M}_U = \mathbf{P}_{\mathbf{1}_{T_\ell}} \otimes \mathbf{U}(\mathbf{I}_{d_u} + \mathbf{U}^\top \mathbf{U})^{-1} \mathbf{U}^\top$.⁸

EXAMPLE 3.2. When $\ell = 0$, $\text{tr}(\text{Prec}(\hat{\tau})) = \text{Prec}(\hat{\tau}_0) = 1/\text{Var}(\hat{\tau}_0)$ and $\text{Prec}(\hat{\tau}_0)$ equals

$$\text{Prec}(\hat{\tau}_0) = -\frac{N}{\sigma_\varepsilon^2} \left(((\boldsymbol{\omega}_{1:T})^\top \mathbf{P}_{\mathbf{1}_T} \boldsymbol{\omega}_{1:T} + 2\mathbf{b}_0^\top \boldsymbol{\omega}_{1:T}) + \left(\sum_{k=1}^{d_x} (\boldsymbol{\omega}_{1:T}^{x_k})^\top \mathbf{P}_{\mathbf{1}_T} \boldsymbol{\omega}_{1:T}^{x_k} \right) + \left(\frac{1}{N} \mathbf{z}_{1:T}^\top \mathbf{M}_U \mathbf{z}_{1:T} \right) \right), \quad (3.4)$$

where $\mathbf{b}_0 = [b_{0t}] \in [-1, 1]^T$ with $b_{0t} = \frac{T+1-2t}{T}$.

The decomposition of $\text{Prec}(\hat{\tau})$ relies on the assumptions on \mathbf{X} , \mathbf{U} and Σ_v in Lemma 3.1. However, these assumptions are non-restrictive for the following three reasons. First, the assumption that rows in \mathbf{X} and \mathbf{U} are demeaned can be satisfied by projecting the mean onto the unit fixed effects $\boldsymbol{\alpha}$. Second, $\Sigma_v = \sigma_\varepsilon^2 \cdot \mathbf{I}_{d_u}$ is an identification assumption (Bai and Ng 2008), so that we can uniquely identify \mathbf{u}_i and \mathbf{v}_t . Third, the fundamental structure of our problem does not change with these assumptions because $\text{Prec}(\hat{\tau})$ is still a quadratic function of $\{\mathbf{z}_t\}_{t=1}^T$ even without these assumptions. We provide additional discussion on the assumptions in Lemma 3.1 (e.g., $\sum_{i=1}^N \mathbf{X}_i \mathbf{u}_i^\top = \mathbf{0}_{d_x, d_u}$) in Appendix A.2.

From Lemma 3.1, maximizing $\text{tr}(\text{Prec}(\hat{\tau}))$ is equivalent to

$$\min_{\{A_i\}_{i=1}^N} \underbrace{\sum_{j=1}^{\ell+1} f_{j,1}(\mathbf{z})}_{f_1(\mathbf{z})} + \underbrace{\sum_{j=1}^{\ell+1} f_{j,\mathbf{X}}(\mathbf{z})}_{f_{\mathbf{X}}(\mathbf{z})} + \underbrace{\sum_{j=1}^{\ell+1} f_{j,U}(\mathbf{z})}_{f_U(\mathbf{z})}. \quad (3.5)$$

If we can find an $\{A_i\}_{i=1}^N$ that simultaneously minimizes each of $f_1(\mathbf{z})$, $f_{\mathbf{X}}(\mathbf{z})$, and $f_U(\mathbf{z})$, then this $\{A_i\}_{i=1}^N$ minimizes (3.5). In the following, we separately analyze the three sub-problems of (3.5): $\min_{\{A_i\}_{i=1}^N} f_1(\mathbf{z})$, $\min_{\{A_i\}_{i=1}^N} f_{\mathbf{X}}(\mathbf{z})$, and $\min_{\{A_i\}_{i=1}^N} f_U(\mathbf{z})$.

We first consider the sub-problem $\min_{\{A_i\}_{i=1}^N} f_1(\mathbf{z})$. The solution to this problem characterizes the effect of the presence of two-way fixed effects, α_i and β_t on the optimal treatment assignments. Note that $f_1(\mathbf{z})$ is a sum of quadratic and linear terms:

$$f_1(\mathbf{z}) = \sum_{j=1}^{\ell+1} ((\boldsymbol{\omega}_{j:j_\ell})^\top \mathbf{P}_{\mathbf{1}_{T_\ell}} \boldsymbol{\omega}_{j:j_\ell} + 2\mathbf{b}_\ell^\top \boldsymbol{\omega}_{j:j_\ell}). \quad (3.6)$$

It is possible to provide the analytical solution to $\min_{\{A_i\}_{i=1}^N} f_1(\mathbf{z})$ based on its first order condition. To build intuition, let us first consider a simple case where $\ell = 0$ (instantaneous effect only).

⁸ “ \otimes ” is the Kronecker product.

EXAMPLE 3.3. When $\ell = 0$, following Example 3.2,

$$f_1(\mathbf{z}) = (\boldsymbol{\omega}_{1:T})^\top \mathbf{P}_{1:T} \boldsymbol{\omega}_{1:T} + 2\mathbf{b}_0^\top \boldsymbol{\omega}_{1:T}, \quad (3.7)$$

where $\boldsymbol{\omega}_{1:T}$ has $\omega_t = \frac{1}{N} \sum_{i=1}^N z_{it}$, $\mathbf{P}_{1:T} = \mathbf{I}_T - \frac{1}{T} \mathbf{1}_T \mathbf{1}_T^\top$, and $\mathbf{b}_0 = [b_{0t}]$ satisfies $b_{0t} = \frac{T+1-2t}{T}$. The $\boldsymbol{\omega}_{1:T}$ that solves the first order condition of $f_1(\mathbf{z})$ takes the form of

$$\omega_t^* = \frac{1}{N} \sum_{i=1}^N z_{it} = \frac{2t-1-T}{T}.$$

Plugging $z_{it} = 2 \cdot \mathbf{1}_{A_i \leq t} - 1$ into the above equation, ω_t^* defines $\mathbb{A}_{\ell=0}$

$$\mathbb{A}_{\ell=0} = \left\{ \{A_i\}_{i=1}^N : \frac{1}{N} \sum_{i=1}^N \mathbf{1}_{A_i \leq t} = \frac{2t-1}{2T} \quad \forall t \right\},$$

where any $\{A_i\}_{i=1}^N \in \mathbb{A}_{\ell=0}$ is optimal. $\frac{1}{N} \sum_{i=1}^N \mathbf{1}_{A_i \leq t}$ equals the treated fraction at time t . $\mathbb{A}_{\ell=0}$ implies that the optimal treated fraction is linear in time, which is analogous to the optimal stepped wedge designs in Hemming et al. (2015), Li et al. (2018) whose treated fraction is linear in time (but with a different slope and intercept term).

Analytically solving the optimal ω_t for a general ℓ is much more challenging as the constraints “ $\omega_t \in [-1, 1]$ and ω_t is non-decreasing in t ” (from Assumption 2.1 and the definition of ω_t) are binding for some t . The binding constraints affect the optimal treatment fraction at different time periods differently, and result in a complex structure of the optimal solution. Theorem 1 below provides the analytical solution to $\min_{\{A_i\}_{i=1}^N} f_1(\mathbf{z})$ for a general ℓ that fully characterizes this complex structure.

Next we consider the other two sub-problems: $\min_{\{A_i\}_{i=1}^N} f_{\mathbf{X}}(\mathbf{z})$ and $\min_{\{A_i\}_{i=1}^N} f_{\mathbf{U}}(\mathbf{z})$. The solution to these two problems characterize the effects of the presence of \mathbf{X}_i and/or \mathbf{u}_i on the optimal treatment assignments, respectively. Note that both $f_{\mathbf{X}}(\mathbf{z})$ and $f_{\mathbf{U}}(\mathbf{z})$ are sums of quadratic functions of $\{\mathbf{z}_t\}_{t=1}^T$ without linear terms. The Hessian of $f_{\mathbf{X}}(\mathbf{z})$ and $f_{\mathbf{U}}(\mathbf{z})$ are both semidefinite, following the definition of two matrices in $f_{\mathbf{X}}(\mathbf{z})$ and $f_{\mathbf{U}}(\mathbf{z})$, i.e., $\mathbf{P}_{1_{T_\ell}} = \mathbf{I}_{T_\ell} - \frac{1}{T_\ell} \mathbf{1}_{T_\ell} \mathbf{1}_{T_\ell}^\top$ and $\mathbf{M}_{\mathbf{U}} = \mathbf{P}_{1_{T_\ell}} \otimes \mathbf{U}(\mathbf{I}_{d_u} + \mathbf{U}^\top \mathbf{U})^{-1} \mathbf{U}^\top$. Then the minimum possible value of $f_{\mathbf{X}}(\mathbf{z})$ and $f_{\mathbf{U}}(\mathbf{z})$ is 0. As shown in Theorem 3.1 below, the minimum value of $f_{\mathbf{X}}(\mathbf{z})$ can be achieved if $\{A_i\}_{i=1}^N \in \mathbb{A}_{\mathbf{X}}$, and the minimum value of $f_{\mathbf{U}}(\mathbf{z})$ can be achieved if $\{A_i\}_{i=1}^N \in \mathbb{A}_{\mathbf{U}}$.

THEOREM 3.1 (Optimality Conditions). *Suppose the assumptions in Lemmas 3.1 hold, $\ell \geq 0$, and $T > \frac{\ell^3 + 13\ell^2 + 7\ell + 3}{8\ell}$. $\{A_i\}_{i=1}^N$ is an optimal treatment design if $\{A_i\}_{i=1}^N \in \mathbb{A}_{\text{opt}}$, where*

$$\mathbb{A}_{\text{opt}} = \mathbb{A}_\ell \cap \mathbb{A}_{\mathbf{X}} \cap \mathbb{A}_{\mathbf{U}}, \quad (3.8)$$

with

$$\mathbb{A}_\ell = \left\{ \{A_i\}_{i=1}^N : \frac{1}{N} \sum_{i=1}^N \mathbf{1}_{A_i \leq t} = \frac{1 + \omega_{\ell,t}^*}{2} \quad \forall t \right\}$$

$$\mathbb{A}_{\mathbf{X}} = \left\{ \{A_i\}_{i=1}^N : \exists \mu_{\mathbf{X}} \text{ s.t. } \frac{1}{N} \sum_{i=1}^N \mathbf{X}_i \mathbf{1}_{A_i \leq t} = \mu_{\mathbf{X}} \quad \forall t \right\} \quad \mathbb{A}_{\mathbf{U}} = \left\{ \{A_i\}_{i=1}^N : \exists \mu_{\mathbf{U}} \text{ s.t. } \frac{1}{N} \sum_{i=1}^N \mathbf{u}_i \mathbf{1}_{A_i \leq t} = \mu_{\mathbf{U}} \quad \forall t \right\}.$$

The $\omega_{\ell,t}^*$ in \mathbb{A}_{ℓ} takes the form of

$$\omega_{\ell,t}^* = \begin{cases} -1 & t \leq \lfloor \ell/2 \rfloor \\ ((M^{(\ell)})^{-1} \mathbf{b}^{(\ell)})_{t - \lfloor \ell/2 \rfloor} & \lfloor \ell/2 \rfloor < t \leq \ell \\ -1 + \frac{2t - (\ell+1)}{T - \ell} & \ell < t \leq T - \ell \\ -((M^{(\ell)})^{-1} \mathbf{b}^{(\ell)})_{T+1 - \lfloor \ell/2 \rfloor - t} & T - \ell < t \leq T - \lfloor \ell/2 \rfloor \\ 1 & T - \lfloor \ell/2 \rfloor < t \end{cases} \quad (3.9)$$

with the definition of $M^{(\ell)} \in \mathbb{R}^{(\ell - \lfloor \ell/2 \rfloor) \times (\ell - \lfloor \ell/2 \rfloor)}$ and $\mathbf{b}^{(\ell)} \in \mathbb{R}^{\ell - \lfloor \ell/2 \rfloor}$ provided in (A.1) and (A.2) in Appendix A.3.

Moreover, if $(\mathbf{X}_i, \mathbf{u}_i)$ can only take G values for a finite G , denoted as $(x_1, u_1), \dots, (x_G, u_G)$, each with positive probability, then $\{A_i\}_{i=1}^N$ is an optimal treatment design if $\{A_i\}_{i=1}^N \in \mathbb{A}_{\text{opt}}^{\text{disc}}$, where $\mathcal{O}_g = \{i : (\mathbf{X}_i, \mathbf{u}_i) = (x_g, u_g)\}$ and

$$\mathbb{A}_{\text{opt}}^{\text{disc}} = \left\{ \{A_i\}_{i=1}^N : \frac{1}{|\mathcal{O}_g|} \sum_{i \in \mathcal{O}_g} \mathbf{1}_{A_i \leq t} = \frac{1 + \omega_{\ell,t}^*}{2} \quad \forall t, g \right\}. \quad (3.10)$$

EXAMPLE 3.4. When $\ell = 1$, $\omega_{1,t}^* = -1 + \frac{2(t-1)}{T-1}$ for all t .

EXAMPLE 3.5. When $\ell = 2$, $\omega_{\ell,1}^* = -1$, $\omega_{\ell,2}^* = -1 + \frac{2}{2T-5}$, $\omega_{\ell,t}^* = -1 + \frac{2t-3}{T-2}$ for $t = 3, \dots, T - 2$, $\omega_{\ell,T-1}^* = 1 - \frac{2}{2T-5}$, $\omega_{\ell,T}^* = 1$.

We provide the expression of $\omega_{\ell,t}^*$ for $\ell = 3$ in Example A.1 in Appendix A.3. Figure 2 shows the optimal treated proportion for other ℓ in a $T = 10$ period problem.

As shown in Theorem 3.1, the presence of α_i and β_t affects the optimal treatment assignments in the time dimension only. Specifically, the presence of α_i and β_t uniquely defines the optimal treated fraction at every time period, but does not restrict whom to treat. The optimal treated fraction (for each time period) takes an S -shaped curve in time. If the effect of the treatment carries over to longer periods (i.e., larger ℓ), the optimal treated fraction is smaller at the beginning and is larger towards the end as shown in Figure 2. There are five stages in the optimal solution: in the first stage, all units are under control; in the second stage, ω_t^* grows non-linearly in time; in the third stage, ω_t^* grows linearly in time; in the fourth stage, ω_t^* grows non-linearly in time again; in the fifth stage, all units are under treatment. The optimal solution is symmetric with respect to the origin.

The presence of \mathbf{X}_i and/or \mathbf{u}_i affects the optimal treatment assignments in the unit dimension only. Specifically, the presence of \mathbf{X}_i and/or \mathbf{u}_i imposes restrictions on which units should be clustered together (into either the treated or control group), but does not impose (additional) restrictions on when to treat. To be more concrete, without \mathbf{X}_i and \mathbf{u}_i , any treatment design that

satisfies treated fraction $\frac{1+\omega_{\ell,t}^*}{2T}$ at time t is optimal; with \mathbf{X}_i and \mathbf{u}_i , and suppose \mathbf{X}_i and \mathbf{u}_i are discrete, a treatment design is optimal only if the treated fraction $\frac{1+\omega_{\ell,t}^*}{2T}$ is satisfied within each stratum, where stratum means the group of units with the same \mathbf{X}_i and \mathbf{u}_i .

There are three practical considerations of Theorem 3.1. First is that there may not exist a feasible solution in $\mathbb{A}_{\text{opt}}^{\text{disc}}$, which happens for example when $\frac{|\mathcal{O}_g|(1+\omega_{\ell,t}^*)}{2T}$ is not an integer for each stratum. We suggest an approach in Appendix A.6 that rounds $\frac{|\mathcal{O}_g|(1+\omega_{\ell,t}^*)}{2T}$ to the nearest integer to obtain a feasible solution of $\{A_i\}_{i=1}^N$. As shown in Proposition A.2 in Appendix A.6, the value of $\text{tr}(\text{Prec}(\hat{\tau}))$ evaluated at this feasible solution is within a factor of $1 + \mathcal{O}\left(\frac{1}{N^2}\right)$ of the optimal value of $\text{tr}(\text{Prec}(\hat{\tau}))$.

Second is that we do not know \mathbf{u}_i in practice. If we have historical control data for the same set of units, then the historical data has information about \mathbf{u}_i . One can estimate \mathbf{u}_i from the historical data and select $\{A_i\}_{i=1}^N$ based on the estimated \mathbf{u}_i .

Third is that there may be multiple optimal solutions in \mathbb{A}_{opt} (or $\mathbb{A}_{\text{opt}}^{\text{disc}}$). The experimental designer can randomly choose one from \mathbb{A}_{opt} (or $\mathbb{A}_{\text{opt}}^{\text{disc}}$) with equal probability. This random selection can ensure that $\{A_i\}_{i=1}^N$ is not confounded with the covariates that are relevant in the outcome model, but are omitted in the design of experiments (Hayes and Moulton 2017).

REMARK 3.4 (MAGNITUDE OF TREATMENT EFFECTS). Note that $\text{tr}(\text{Prec}(\hat{\tau}))$ does not depend on the scale of τ . Therefore, our optimal design that maximizes $\text{tr}(\text{Prec}(\hat{\tau}))$ does not depend on the scale of τ .

REMARK 3.5 (NONNEGATIVITY OF $\text{tr}(\text{Prec}(\hat{\tau}))$). Even though there is a minus sign in (3.3), $\text{tr}(\text{Prec}(\hat{\tau}))$ is always nonnegativity. This is because $\text{Prec}(\hat{\tau})$ is the inverse of $\text{Var}(\hat{\tau})$, and $\text{Var}(\hat{\tau})$ is always positive definite. See (E.8) in Appendix E for more details.

REMARK 3.6 (WITHOUT OBSERVED AND/OR LATENT COVARIATES). The dimensions of \mathbf{X}_i and \mathbf{u}_i (i.e., d_x and d_u) can be zero. In this case, if $d_x = 0$, then $\mathbb{A}_{\mathbf{X}} = \{\{A_i\}_{i=1}^N : A_i \in \mathbb{A}\}$ and $\mathbb{A}_{\ell} \cap \mathbb{A}_{\mathbf{X}} \cap \mathbb{A}_{\mathbf{U}} = \mathbb{A}_{\ell} \cap \mathbb{A}_{\mathbf{U}}$. If $d_u = 0$, then $\mathbb{A}_{\mathbf{U}} = \{\{A_i\}_{i=1}^N : A_i \in \mathbb{A}\}$ and $\mathbb{A}_{\ell} \cap \mathbb{A}_{\mathbf{X}} \cap \mathbb{A}_{\mathbf{U}} = \mathbb{A}_{\ell} \cap \mathbb{A}_{\mathbf{X}}$. \square

REMARK 3.7 (CONDITIONAL AVERAGE TREATMENT EFFECT (CATE)). An alternative way to allow for heterogeneous treatment effects is to use observable sources of heterogeneity. In this case, we may be interested in CATE (Robinson 1988, Angrist and Pischke 2008, Künzel et al. 2019, Wager and Athey 2018), i.e., $\mathbb{E}[\tau_{j,it}] = \tau_j(\mathbf{X}_i)$ for $j = 0, \dots, \ell$. For discrete $(\mathbf{X}_i, \mathbf{u}_i)$, (3.10) continues to be an optimal design if we seek to maximize the precision of $\hat{\tau}_j(\mathbf{X}_i)$ for all j and \mathbf{X}_i , following from the fact that the optimal treated fraction, $\omega_{\ell,t}^*$, is satisfied within each stratum.

REMARK 3.8 (DISCUSSION ON ADAPTIVE DESIGN). In this section, we study the treatment assignments that are planned ahead before the experiment starts and do not change during the experiment. We do not pursue adaptive designs (treatment assignments for subsequent periods can

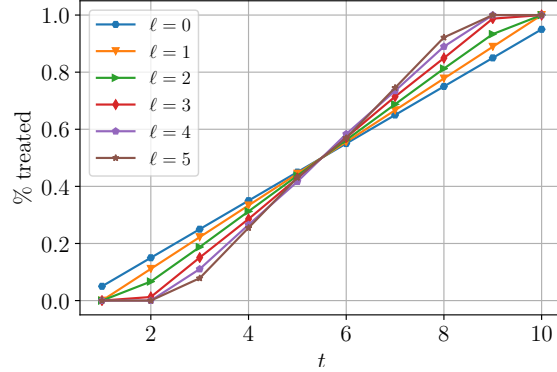


Figure 2 T-optimal design: Optimal treated fraction at each period for a T -period treatment design in the presence of carryover treatment effects, where $T = 10$. Different colors represent the number of periods ℓ to which the treatment can carry over.

change during the experiment) for fixed-sample-size experiments for the following reason. From Theorem 1, the information that is useful but unknown before the experiment starts is \mathbf{u}_i . However, making adaptive treatment decisions based on the estimated \mathbf{u}_i is unreliable since, in general, we need a large T to estimate \mathbf{u}_i well (Bai 2003, 2009). The estimation of \mathbf{u}_i can be quite noisy early in the experiment, and the mistakes we make in the early periods (due to very noisy estimates of \mathbf{u}_i) can carry over to later periods. We have verified this in numerical simulations but did not include them in the paper, given the paper is quite lengthy already.

REMARK 3.9 (ASSUMPTION ON T). The assumption $T > \frac{\ell^3 + 13\ell^2 + 7\ell + 3}{8\ell}$ ensures that the minimum value of the third stage is larger than the maximum value of the second stage. This assumption can be potentially relaxed. We verified using optimization software that (3.8) is optimal even without this assumption.

4. Sequential Experiments and Adaptive Design

In this section, we study sequential experiments, where N is fixed, but T can vary. In Section 4.1, We introduce our main algorithm that sequentially selects treatment decisions, estimates treatment effect, terminates the experiment when sufficient estimation precision is reached, and draws post-experimentation inference. Next, we provide theoretical results that support for each of these components. For the ease of understanding, we present our algorithm and results based on the two-way fixed effect model with instantaneous effect only, and without observed or latent covariates,

$$Y_{it} = \alpha_i + \beta_t + \tau z_{it} + \varepsilon_{it}, \quad (4.1)$$

where $\varepsilon_{it} \stackrel{\text{iid}}{\sim} (0, \sigma_\varepsilon^2)$.⁹ We discuss how our algorithm and results can be generalized to the carryover model with covariates in Section 4.3.

⁹ We use τ instead of τ_0 in this section for notation simplicity.

Before explaining the algorithm, we introduce a new estimator and provide explain the key challenges that the algorithm needs to address.

First, note that there exists an efficient approach to estimate τ without explicitly estimating α_i and β_t , on which our algorithm in this section is built. This approach is referred to as the **within** estimator (Wallace and Hussain 1969) that produces the same estimate of τ as OLS estimator that regresses Y_{it} on z_{it} and unit and time dummies (i.e., GLS with $\mathbf{W} \propto \mathbf{I}_N$ in (3.1)).¹⁰ The **within** estimator regresses \dot{Y}_{it} on \dot{z}_{it} , where \dot{Y}_{it} and \dot{z}_{it} are the **within** transformed Y_{it} and z_{it} , respectively. The **within** transformation of any variables $\{x_{it}\}_{it \in [N] \times [T]}$ is defined as

$$\dot{x}_{it} = x_{it} - \bar{x}_{i.} - \bar{x}_{.t} + \bar{x} \quad (4.2)$$

where $\bar{x}_{i.}$, $\bar{x}_{.t}$ and \bar{x} are averages of x_{it} 's over time periods, units and both respectively.

In sequential experiments, we have the flexibility to early stop the experiments if needed. A natural experiment termination rule following the objective function (3.2) is based on precision, i.e.,

$$\text{Prec}(\hat{\tau}) \geq c \quad (4.3)$$

for some constant c , where for a T -period experiment,

$$\text{Prec}(\hat{\tau}) = -\frac{N}{\sigma_\varepsilon^2} (\boldsymbol{\omega}^\top \mathbf{P}_{\mathbf{1}_T} \boldsymbol{\omega} + 2\mathbf{b}_0^\top \boldsymbol{\omega})$$

from Lemma 3.1. The experiment termination rule (4.3) is equivalent to terminating the experiment when $\text{Var}(\hat{\tau})$ falls below a threshold. Stopping rules based on precision have also been used in (Chow and Robbins 1965, Glynn and Whitt 1992, Singham and Schruben 2012).

To run a sequential experiment using a precision-termination stopping rule, we face two key questions.

1. **Implementation of termination rule:** $\text{Prec}(\hat{\tau})$ is unknown as σ_ε^2 is unknown. How can we estimate σ_ε^2 and design a termination rule based on the estimated σ_ε^2 , such that we can perform valid statistical inference of τ , post-experimentation?

2. **Optimal treatment assignments:** The optimal treatment assignments that maximize $\text{Prec}(\hat{\tau})$ satisfy $\frac{1}{N} \sum_{i=1}^N z_{it} = \frac{2t-1-T}{T}$ from Example 3.3. Since T is unknown, the analyst is generally not able to make the optimal treatment decisions before the experiment starts. How can we adaptively improve the treatment decisions as we gather more information (about T) during the experiment?

¹⁰ The within estimator is also called as Least-Squares Dummy Variable (LSDV) estimator (e.g., Arellano (2003), Baltagi (2008), Hsiao (2014)). Unit and time fixed effects are swept out in the within transformed model, i.e., $\dot{Y}_{it} = \tau \dot{z}_{it} + \dot{\varepsilon}_{it}$.

The first question is closely related to the problem considered in sequential testing, as the estimation of treatment effect can be biased by the sequential tests to terminate the experiment (Johari et al. 2017, 2020). The second question is conceptually close to adaptive designs in sequential experiments (Efron 1971, Bhat et al. 2019), online learning and multi-armed bandits (Bubeck and Cesa-Bianchi 2012, Lattimore and Szepesvári 2018).

In this section, we propose an algorithm in Section 4.1 to simultaneously tackle both questions. In Section 4.2, We show the consistency and asymptotic normality of τ and $\text{Var}(\hat{\tau})$ estimated from our algorithm, justifying that the first problem is addressed by our algorithm.

4.1. Precision-Guided Adaptive Experiment (PGAE) via Dynamic Programming

In this section, we provide the Precision-Guided Adaptive Experiment (PGAE) algorithm, as shown in Algorithm 1 below. PGAE uses the ideas from Bayesian statistics, dynamic programming, and sample splitting to simultaneously the two problems above. PGAE has five components, as described below.

1. *Partitioning units into static treatment units (STU) and adaptive treatment units (ATU).* We specify a static treatment ratio p_{sta} (p_{sta} is small), and partition units into the set of STU (\mathcal{S}_{sta}) and the set of ATU (\mathcal{S}_{ada}), where these two sets are disjoint. We further partition ATU into two disjoint, equally-sized sets $\mathcal{S}_{\text{ada},1}$ and $\mathcal{S}_{\text{ada},2}$.

We initialize the treatment designs for \mathcal{S}_{sta} , $\mathcal{S}_{\text{ada},1}$, $\mathcal{S}_{\text{ada},2}$ by the optimal designs for a T_{max} -period experiment before the experiment starts, where T_{max} is the maximum duration of the sequential experiment. The treatment design of \mathcal{S}_{sta} does not change during the experiment, but the treatment assignments of $\mathcal{S}_{\text{ada},1}$ and $\mathcal{S}_{\text{ada},2}$ for subsequent periods are sequentially updated based on the experimental data of \mathcal{S}_{sta} that have been observed so far. We will use $\mathcal{S}_{\text{ada},1}$ to estimate σ_ε^2 for the experiment termination rule, and we will use $\mathcal{S}_{\text{ada},2}$ to estimate another σ_ε^2 for post-experimentation inference. As we will see in Section 4.2, partitioning units into three sets is critical for valid statistical inference from PGAE.

2. *Updating our belief about T via empirical Bayes.* At time t , we use the observed outcomes of \mathcal{S}_{sta} up to time t to construct a belief about T . We first construct a belief about σ_ε^2 and then map it to the belief about T . To construct a belief about σ_ε^2 , we first need to estimate τ , σ_ε^2 , and $\xi_\varepsilon^2 := \mathbb{E}[(\varepsilon_{it}^2 - \sigma_\varepsilon^2)^2]$. $\hat{\tau}_{\text{sta}}$ is the within estimator of τ . σ_ε^2 and ξ_ε^2 are estimated from the following formulas:

$$\hat{\sigma}_{\text{sta},t}^2 = \frac{1}{|\mathcal{S}_{\text{sta}}| \cdot (t-1)} \sum_{i \in \mathcal{S}_{\text{sta}}} \sum_{s=1}^t (\dot{y}_{is} - \hat{\tau}_{\text{sta}} \dot{z}_{is})^2 \quad (4.4)$$

$$\hat{\xi}_{\text{sta},t}^2 = \frac{t^3}{|\mathcal{S}_{\text{sta}}|(t-1)^2} \sum_{i \in \mathcal{S}_{\text{sta}}} \left(\frac{1}{t} \sum_{s=1}^t (\dot{y}_{is} - \hat{\tau}_{\text{sta}} \dot{z}_{is})^2 - \hat{\sigma}_{\text{sta},t}^2 \right)^2 - \frac{6t-5}{(t-1)^2} \hat{\sigma}_{\text{sta},t}^4 \quad (4.5)$$

Function `partition_initialize`($N, p_{\text{sta}}, T_{\text{max}}$):

- 1 Randomly partition units into three sets , \mathcal{S}_{sta} , $\mathcal{S}_{\text{ada},1}$, and $\mathcal{S}_{\text{ada},2}$, that satisfy
 $\mathcal{S}_{\text{sta}} \cup \mathcal{S}_{\text{ada},1} \cup \mathcal{S}_{\text{ada},2} = \{1, \dots, N\}$, $|\mathcal{S}_{\text{sta}}| = Np_{\text{sta}}$, and $|\mathcal{S}_{\text{ada},1}| = |\mathcal{S}_{\text{ada},2}| = N(1 - p_{\text{sta}})/2$
 - 2 $\omega_{s, T_{\text{max}}}^* \leftarrow \frac{2s-1-T_{\text{max}}}{T_{\text{max}}}$ for $1 \leq s \leq T_{\text{max}}$
 - 3 $Z_{\text{sta}} \leftarrow$ treatment design for \mathcal{S}_{sta} with $\mathbf{1}^\top Z_{\text{sta},s} = |\mathcal{S}_{\text{sta}}| \cdot \omega_{s, T_{\text{max}}}^*$
 - 4 $Z_{\text{ada},1}$ and $Z_{\text{ada},2} \leftarrow$ treatment designs for $\mathcal{S}_{\text{ada},1}$ and $\mathcal{S}_{\text{ada},2}$ with
 $\mathbf{1}^\top Z_{\text{ada},1,s} = \mathbf{1}^\top Z_{\text{ada},2,s} = |\mathcal{S}_{\text{ada},1}| \cdot \omega_{s, T_{\text{max}}}^*$
 - 5 **return** $Z_{\text{sta}}, Z_{\text{ada},1}, Z_{\text{ada},2}$
-

where \dot{y}_{is} and \dot{z}_{is} are the within transformations of y_{is} and z_{is} for $i \in \mathcal{S}_{\text{sta}}$ and $s \leq t$, respectively. We then use a normal distribution with parameters $\hat{\sigma}_{\text{sta},t}^2$ and $\hat{\xi}_{\text{sta},t}^2$ to approximate the belief about σ_ε^2 ,

$$\sigma_\varepsilon^2 \sim \mathcal{N}\left(\hat{\sigma}_{\text{sta},t}^2, (\hat{\xi}_{\text{sta},t}^2 + \hat{\sigma}_{\text{sta},t}^4/(t-1))/(|\mathcal{S}_{\text{sta}}| \cdot t)\right), \quad (4.6)$$

which is justified by Lemma 4.1 below.

Next, we map our belief about σ_ε^2 to a belief about T , denoted by $P_t(T)$, through Monte Carlo simulations. Specifically, we first initialize $P_t(T)$ to zero for all T . Second, we draw a $\tilde{\sigma}^2$ from (4.6). Third, we find the minimum \tilde{T} such that the estimated precision $-\frac{N}{\tilde{\sigma}^2} \cdot f_1(\mathbf{z}_{\text{sta},1:T})$ is bigger than our target level c , where $f_1(\cdot)$ is defined in Example 3.3. Fourth, we increase $P_t(\tilde{T})$ by $1/m$, where m is the number of iterations. Finally, we repeat the second to fourth steps for $m-1$ times.

Function `estimate_belief_T`($Z, Y, N, n, T_{\text{max}}, t, m, c$):

- 1 $\hat{\tau} \leftarrow$ within estimator from Y and Z
 - 2 $\hat{\sigma}^2 \leftarrow \frac{1}{n(t-1)} \sum_{i=1}^n \sum_{s=1}^t (\dot{y}_{is} - \hat{\tau} \dot{z}_{is})^2$
 - 3 $\hat{\xi}^2 \leftarrow \frac{t^3}{n(t-1)^2} \sum_{i=1}^n \left[\frac{1}{t} \sum_{s=1}^t (\dot{y}_{is} - \hat{\tau} \dot{z}_{is})^2 - \hat{\sigma}^2 \right]^2 - \frac{6t-5}{(t-1)^2} \hat{\sigma}^4$
 - 4 $P_t(T) \leftarrow 0$ for $T = 1, \dots, T_{\text{max}}$
 - 5 **for** $j = 1, \dots, m$ **do**
 - 6 $\tilde{\sigma}^2 \leftarrow$ draw from $\mathcal{N}(\hat{\sigma}^2, (\hat{\xi}^2 + \hat{\sigma}^4/(t-1))/(nt))$
 - 7 $\tilde{T} \leftarrow$ minimum T such that $-\frac{N}{\tilde{\sigma}^2} \cdot f_1(\mathbf{z}_{1:T}) \geq c$
 - 8 $P_t(\tilde{T}) \leftarrow P_t(\tilde{T}) + 1/m$
 - 6 **end**
 - 9 **return** $P_t(\cdot)$
-

3. *Treatment design decisions for ATU based on our belief about T via dynamic programming.*

We use $P_t(T)$ to update the treatment assignments of ATU at time $t + 1$. The treated fraction at time $t + 1$, denoted by $\omega_{\text{ada},t+1}$, minimizes the following objective function given the treated fraction from time 1 to time t , i.e.,

$$\omega_{\text{ada},t+1} = \arg \min_{\substack{\omega_{t+1}: \omega_{\text{ada},t} \leq \omega_{t+1} \leq 1 \\ \text{s.t. } \omega_s = \omega_{\text{ada},s} \text{ for } s \leq t}} \mathbb{E}_{T \sim P_t} \left[\boldsymbol{\omega}^\top \mathbf{P}_{1_T} \boldsymbol{\omega} + 2\mathbf{b}_0^\top \boldsymbol{\omega} \right],$$

which is equivalent to maximizing the precision $\text{Prec}(\hat{\tau})$.

Function `update_treatment_design`($Z_1, Z_2, \tilde{\omega}, n, t$):

```

1   $\omega_{t+1} \leftarrow \arg \min_{\substack{\omega_{t+1}: \tilde{\omega}_t \leq \omega_{t+1} \leq 1 \\ \omega_s = \tilde{\omega}_s \text{ for } s \leq t}} \mathbb{E}_{T \sim P_t} \left[ \boldsymbol{\omega}^\top \mathbf{P}_{1_T} \boldsymbol{\omega} + 2\mathbf{b}_0^\top \boldsymbol{\omega} \right]$ 
2   $Z_{1,t+1}, Z_{2,t+1} \leftarrow$  randomly assign treatment to  $0.5n(\omega_{t+1} - \omega_t)$  control units at time  $t$  in
    $Z_1, Z_2$ 
3  return  $Z_{1,t+1}, Z_{2,t+1}$ 

```

4. *Termination of the experiment based on $\mathcal{S}_{\text{ada},1}$.* At time t , we estimate the precision $\text{Prec}(\hat{\tau})$ based on the observed outcomes of $\mathcal{S}_{\text{ada},1}$ up to time t ,

$$\text{Prec}_{\text{ada},1,t} = -\frac{Nt}{\hat{\sigma}_{\text{ada},1,t}^2} \cdot f_{1,t}(\mathbf{z}_{\text{ada},1,1:t})$$

If $\text{Prec}_{\text{ada},1,t} \geq c$, we terminate the experiment; otherwise, we keep running the experiment.

Function `estimate_var_prec`(Z, Y, N, n, t):

```

1   $\hat{\tau} \leftarrow$  within estimator from  $Y$  and  $Z$ 
2   $\hat{\sigma}^2 \leftarrow \frac{1}{nt} \sum_{i=1}^n \sum_{s=1}^t (\dot{y}_{is} - \hat{\tau} \dot{z}_{is})^2$ 
3   $\text{Prec} \leftarrow -\frac{N}{\hat{\sigma}^2} f_1(\mathbf{z}_{1:t})$ 
4  return  $\hat{\sigma}^2, \text{Prec}$ 

```

5. *Estimation of τ and $\text{Var}(\hat{\tau})$ post-experimentation.* We use the observations of all units (both STU and ATU) to estimate τ , and we use the observed outcomes of $\mathcal{S}_{\text{ada},2}$ to estimate $\text{Var}(\hat{\tau})$, i.e.,

$$\hat{\sigma}_{\text{ada},2,t}^2 = \frac{1}{|\mathcal{S}_{\text{ada},2}| \cdot (t-1)} \sum_{i \in \mathcal{S}_{\text{ada},2}} \sum_{s=1}^t (\dot{y}_{is} - \hat{\tau}_{\text{ada},2} \dot{z}_{is})^2.$$

As shown in Algorithm 1, PGAE combines the five components above, takes advantage of data gathered up to the current time and then jointly optimizes treatment assignments alongside the choice of whether to continue the experiment.

Algorithm 1: Precision-Guided Adaptive Experiment (PGAE)

Algorithm page($N, T_{\max}, c, p_{\text{sta}}, m$)

```

1   $Z_{\text{sta}}, Z_{\text{ada},1}, Z_{\text{ada},2} \leftarrow \text{partition\_initialize}(N, p_{\text{sta}}, T_{\max})$ 
2   $t \leftarrow 2$ ; run the experiment for  $t$  time periods
3   $\hat{\sigma}_{\text{ada},1,t}^2, \text{Prec}_{\text{ada},1,t} \leftarrow \text{estimate\_var\_prec}(Z_{\text{ada},1,1:t}, Y_{\text{ada},1,1:t}, N, n_{\text{ada}}, t)$ 
4  while  $\text{Prec}_{\text{ada},1,t} < c$  and  $t < T_{\max}$  do
5       $P_t(\cdot) \leftarrow \text{estimate\_belief\_T}(Z_{\text{sta},1:t}, Y_{\text{sta},1:t}, N, n_{\text{sta}}, T_{\max}, t, m, c)$ 
6       $Z_{\text{ada},1,t+1}, Z_{\text{ada},2,t+1} \leftarrow \text{update\_treatment\_design}(Z_{\text{ada},1,1:t}, Z_{\text{ada},2,1:t}, \omega_{\text{ada},1:t}, n_{\text{ada}}, t)$ 
7      Run the experiment for another time period
8       $t \leftarrow t + 1$ 
9       $\hat{\sigma}_{\text{ada},1,t}^2, \text{Prec}_{\text{ada},1,t} \leftarrow \text{estimate\_var\_prec}(Z_{\text{ada},1,1:t}, Y_{\text{ada},1,1:t}, N, n_{\text{ada}}, t)$ 
10 end
11  $\hat{\tau}_{\text{all}} \leftarrow \text{within estimator of } \tau \text{ from both STU and ATU}$ 
12  $\hat{\sigma}_{\text{ada},2,t}^2, \text{Prec}_{\text{ada},2,t} \leftarrow \text{estimate\_var\_prec}(Z_{\text{ada},2,1:t}, Y_{\text{ada},2,1:t}, N, n_{\text{ada}}, t)$ 
13 return  $\hat{\tau}_{\text{all}}$  and  $\hat{\sigma}_{\text{ada},2,t}^2$ 

```

4.2. Analysis of the Algorithm

In this section, we show the asymptotic properties of the estimates of τ and σ_ε^2 obtained at various stages in PGAE. The asymptotic results serve two purposes. First is to justify our approach to construct a belief about σ_ε^2 . Second is to show that the outputs from PGAE, i.e., $\hat{\tau}_{\text{all}}$ and $\hat{\sigma}_{\text{ada},2}^2$, can be used for valid statistical inference and hypothesis test.

We start by providing a useful lemma that serves the first purpose and is a critical intermediate step to show the results (Theorem 4.1) for the second purpose.

LEMMA 4.1. *Suppose we estimate τ from the within estimator and estimate σ_ε^2 and ξ_ε^2 from the same formulas as (4.4) and (4.5), using the experimental data generated from a static treatment design with N units and T time periods. Suppose ε_{it} is i.i.d. with $\mathbb{E}[\varepsilon_{it}] = 0$, $\mathbb{E}[\varepsilon_{it}^2] = \sigma_\varepsilon^2$ and $\mathbb{E}[(\varepsilon_{it}^2 - \sigma_\varepsilon^2)^2] = \xi_\varepsilon^2$. Then for a finite T , as $N \rightarrow \infty$,*

$$\sqrt{NT} \left(\begin{bmatrix} \hat{\tau} \\ \hat{\sigma}_\varepsilon^2 \end{bmatrix} - \begin{bmatrix} \tau \\ \sigma_\varepsilon^2 \end{bmatrix} \right) \xrightarrow{d} \mathcal{N} \left(\begin{bmatrix} 0 \\ 0 \end{bmatrix}, \begin{bmatrix} \Sigma_\tau(\omega) & 0 \\ 0 & \xi_\varepsilon^2 + \frac{1}{T-1} \sigma_\varepsilon^4 \end{bmatrix} \right),$$

where $\Sigma_\tau(\omega) = \sigma_\varepsilon^2 \left(-\frac{1}{T} \omega^\top \mathbf{P}_{1_T} \omega - \frac{2}{T} \mathbf{b}_0^\top \omega \right)^{-1}$ and $\omega \in [-1, 1]^T$ with $\omega_t = \frac{1}{N} \sum_i z_{it}$. Furthermore, as $N \rightarrow \infty$,

$$\sqrt{N}(\hat{\xi}_\varepsilon^2 - \xi_\varepsilon^2) = O_P(1).$$

From Lemma 4.1, $\hat{\sigma}_{\text{sta},t}^2$ is asymptotically normal with asymptotic variance $\xi_\varepsilon^2 + \frac{1}{t-1} \sigma_\varepsilon^4$, and $\hat{\xi}_{\text{sta},t}^2$ is consistent. Then the normal approximation of the belief about σ_ε^2 can be justified from a Bayesian

perspective. Specifically, as both σ_ε^2 and $\xi_\varepsilon^2 + \frac{1}{t-1}\sigma_\varepsilon^4$ are unknown, we can assume a normal-gamma prior for σ_ε^2 and ξ_ε^{+2} (Murphy 2007). We provide a method based on Lemma 4.1 in Appendix B.1 to update the prior by $\hat{\sigma}_{\text{sta},t}^2$ and $\hat{\xi}_{\text{sta},t}^2$. The posterior distribution is a t -distribution that can be approximated by the normal distribution (4.6), as shown in Appendix B.1.

REMARK 4.1. Lemma 4.1 is derived under a finite T . In fact, if we assume $T \rightarrow \infty$, the expression of the asymptotic variance of $\hat{\sigma}$ is simplified, and we can provide a consistent estimator for ξ_ε^2 with a much simpler expression. We study the finite- T regime as we want to apply Lemma 4.1 to the estimates from STU early on in the experiment (i.e., T is small).

Next we show that the output of PGAE, $\hat{\tau}_{\text{all}}$ and $\hat{\sigma}_{\text{ada},2}^2$, can be used for valid statistical inference and hypothesis test. To show this, there are three critical steps: (a) show the consistency and asymptotic distribution of $\hat{\tau}_{\text{all}}$; (b) show that $\hat{\sigma}_{\text{ada},2}^2$ is a consistent estimator of the asymptotic variance of $\hat{\tau}_{\text{all}}$; (c) show $\hat{\tau}_{\text{all}}$ and $\hat{\sigma}_{\text{ada},2}^2$ are not biased by the value of $\hat{\sigma}_{\text{ada},1}^2$ (i.e., the experiment termination rule).

The following theorem provides the joint asymptotic distribution of $\hat{\tau}_{\text{all}}$, $\hat{\sigma}_{\text{ada},1}^2$ and $\hat{\sigma}_{\text{ada},2}^2$, which simultaneously covers the above three critical steps.

THEOREM 4.1. *Suppose we use PGAE to run the sequential experiment and the experiment is run for T periods in total. For a finite T and $p_{\text{sta}} < 1$, as $N \rightarrow \infty$,*

$$\sqrt{NT} \left(\begin{bmatrix} \hat{\tau}_{\text{all}} \\ \hat{\sigma}_{\text{ada},1}^2 \\ \hat{\sigma}_{\text{ada},2}^2 \end{bmatrix} - \begin{bmatrix} \tau \\ \sigma_\varepsilon^2 \\ \sigma_\varepsilon^2 \end{bmatrix} \right) \xrightarrow{d} \mathcal{N} \left(\begin{bmatrix} 0 \\ 0 \\ 0 \end{bmatrix}, \begin{bmatrix} \Sigma_\tau(\omega) & 0 & 0 \\ 0 & \frac{2}{1-p_{\text{sta}}}(\xi_\varepsilon^2 + \frac{1}{T-1}\sigma_\varepsilon^2) & 0 \\ 0 & 0 & \frac{2}{1-p_{\text{sta}}}(\xi_\varepsilon^2 + \frac{1}{T-1}\sigma_\varepsilon^2) \end{bmatrix} \right), \quad (4.7)$$

where $\Sigma_\tau(\omega) = \sigma_\varepsilon^2 \left(-\frac{1}{T}\omega^\top \mathbf{P}_{\mathbf{1}_T} \omega - \frac{2}{T}\mathbf{b}_0^\top \omega \right)^{-1}$ and $\omega \in [-1, 1]^T$ with $\omega_t = \frac{1}{N} \sum_{i \in \mathcal{S}_{\text{sta}} \cup \mathcal{S}_{\text{ada},1} \cup \mathcal{S}_{\text{ada},2}} z_{it}$.

There are five takeaways from Theorem 4.1. The first takeaway is that $\hat{\tau}_{\text{all}}$ estimated on all the sequential experimental data (STU and ATU) is consistent and asymptotically normal. This result is not obvious, as the treatment design of ATU depends on the observed outcomes of STU, violating the weak exogeneity assumption that is commonly imposes to show an estimator's consistency. We can see how the weak exogeneity assumption is violated from the expression of the within estimator,

$$\hat{\tau}_{\text{all}} = \left(\frac{1}{NT} \sum_{i,t} \dot{z}_{it}^2 \right) \left(\frac{1}{NT} \sum_{i,t} \dot{z}_{it} \dot{y}_{it} \right),$$

where \dot{z}_{it} and \dot{y}_{it} are the within transformation of z_{it} and y_{it} on both STU and ATU. Note that z_{js} and y_{js} have *nonzero* weights in \dot{z}_{it} and \dot{y}_{it} for all j and s . As the the average of z_{it} for $i \in \mathcal{S}_{\text{ada},1} \cup \mathcal{S}_{\text{ada},2}$ depends on $\hat{\sigma}_{\text{sta},t}^2$ estimated from \mathcal{S}_{sta} , \dot{z}_{it} is correlated with ε_{it} , violating the weak exogeneity assumption. A simple fix is to ATU only to estimate τ , but this solution is not ideal as it does not efficiently use all experimental data. We take a more complex path by using all data and

showing the asymptotic properties of $\hat{\tau}_{\text{all}}$ without the weak exogeneity assumption. See Appendix B.2 for more discussion on the intuition of the proof.

The second takeaway is that the asymptotic distribution of $\hat{\tau}_{\text{all}}$ is the same as that in Lemma 4.1 given the same $\boldsymbol{\omega}$. Therefore, $\hat{\tau}_{\text{all}}$ achieves the optimal convergence rate. The loss of efficiency in $\hat{\tau}_{\text{all}}$ is no more than a constant order that comes from a suboptimal ω_{sta} and a suboptimal $\omega_{\text{ada},t}$ for a small t when we do not have much knowledge about the duration of the experiment.

The third takeaway is that the asymptotic variance of $\hat{\tau}_{\text{all}}$ can be consistently estimated by multiplying $\hat{\sigma}_{\text{ada},2}^2$ and the constant $(-\frac{1}{T}\boldsymbol{\omega}^\top \mathbf{P}_{\mathbf{1}_T}\boldsymbol{\omega} - \frac{2}{T}\mathbf{b}_0^\top \boldsymbol{\omega})^{-1}$, following the consistency of $\hat{\sigma}_{\text{ada},2}^2$.

The fourth takeaway is that PGAE can “correctly” terminate the experiment with a high probability for a large N , following from the asymptotic properties of $\hat{\sigma}_{\text{ada},1}^2$. We refer to “correct” as both the true precision and the estimated precision from $\hat{\sigma}_{\text{ada},1}^2$ exceed threshold c .

The last and most important takeaway is that PGAE does not suffer from the “peeking” challenge: $\hat{\tau}$ and $\hat{\sigma}_{\text{ada},2}^2$ are not biased by the experiment termination rule based on $\hat{\sigma}_{\text{ada},1}^2$. This is because $\hat{\tau}_{\text{all}}$, $\hat{\sigma}_{\text{ada},1}^2$ and $\hat{\sigma}_{\text{ada},2}^2$ are mutually asymptotically independent as shown in Theorem 4.1. Therefore, conditional on $\hat{\sigma}_{\text{ada},1}^2$, the joint asymptotic distribution of $\hat{\tau}_{\text{all}}$ and $\hat{\sigma}_{\text{ada},2}^2$ stays the same. As a result, the test statistic or confidence interval as a function of $\hat{\tau}_{\text{all}}$ and $\hat{\sigma}_{\text{ada},2}^2$ is asymptotically independent of the experiment termination rule. The mutual asymptotic independence is achieved by careful sample splitting and careful analyses of different sources of randomness in these estimators, where we provide more discussion in Appendix B.2.

4.3. Generalization to Carryover Model with Covariates

PGAE and Theorem 4.1 can be easily generalized to the model with carryover effects and observed covariates. We can continue to use the within estimator for $\{\tau_j\}_{j=0}^\ell$ by regressing \dot{Y}_{it} on $\dot{z}_{it}, \dots, \dot{z}_{i,t-\ell}, \dot{\mathbf{X}}_i$. For the experiment termination rule, we can generalize 4.3 to $\text{tr}(\text{Prec}(\hat{\boldsymbol{\tau}})) \geq c$ or other criteria defined based on the objectives discussed in Section 3.2. From Lemma 3.1, the only unknown parameter for the criteria defined by either $\text{Prec}(\hat{\boldsymbol{\tau}})$ or $\text{Var}(\hat{\boldsymbol{\tau}})$ is σ_ε^2 . Then we can continue to use five components in PGAE to construct a belief about T , make adaptive treatment decisions, and sequentially decide whether to terminate the experiment. We can follow the same proof to show that Lemma 4.1 and Theorem 4.1 continue to hold with $\hat{\tau}/\hat{\tau}_{\text{all}}$ replaced by $\hat{\boldsymbol{\tau}}/\hat{\boldsymbol{\tau}}_{\text{all}}$ and with $\Sigma_\tau(\boldsymbol{\omega})$ replaced by a more general definition of the covariance matrix (see Lemma E.1 for its definition).

In the model has latent covariates, the within estimator does not directly apply if we want to account for \mathbf{u}_i in the estimation of $\{\tau_j\}_{j=0}^\ell$, but we can use GLS as (3.1). In PGAE, we need to estimate σ_ε^2 alongside \mathbf{u}_i when making adaptive treatment decisions and deciding whether to terminate the experiment.

5. Empirical Applications

In this section, and in Appendix D, we run synthetic experiments on multiple real data sets to compare our solutions from Sections 3-4 with benchmark designs. First, we introduce four data sets from multiple domains in 5.1. Next, in 5.2.2, we show that for fixed-sample-size experiments our designs from Section 3.3 require less than 50% of the sample size to achieve the same treatment effect estimation error as the benchmark designs. Then for sequential experiments, in 5.3, we show that our adaptive design from PGAE can improve the precision of treatment effect estimation by more than 20%, on top of the improvements obtained by our fixed-sample-size design.

5.1. Data Descriptions

We introduce four different data sets here. The first one, MarketScan Research Databases, is used for the empirical results of this section, and the same results are presented, as robustness checks, on the remaining three data sets in Appendix D.

MarketScan research databases. These databases (formerly called Truven) contain inpatient and outpatient claim records from the beginning of 2007 to mid-2017. We focus on both inpatient and outpatient records, where the primary diagnosis of the patient is influenza, according to ICD-9-CM diagnosis codes.¹¹ Since these are claims data, unlike electronic medical records, we can see all clinical visits of every patient for the duration of their enrollment.¹² Empowered by this unbiased coverage patient visits in our data, we notice that patients are not usually admitted to hospitals for influenza, as there are 21,277 inpatient admissions and 9,678,572 outpatient records with primary diagnosis influenza. We denote all of these as influenza visits. Our outcome variables are *flu visit occurrence rates* per Metropolitan Statistical Area (MSA) and month.¹³ Here, flu visit occurrence rate is defined as the ratio of the number of influenza visits among all enrolled patients for the given month in a given MSA. Moreover, our analysis focuses on the flu peak seasons that are defined as October this year to April next year. We further focus on the period between October 2007 to April 2015 as the databases have few observations outside this period. We then obtain a panel of 185 MSAs over 56 months.

Home medical visits. This data set has 40,079 records of home medical visits from Jan 2016 to Dec 2018 in the metropolitan area of Barcelona Spain.¹⁴ This data set has been used to study

¹¹ These databases only have claim records with ICD-9 diagnosis codes. In ICD-9-CM, the following diagnosis codes indicate influenza: 488, 487.0, 487.1, 487.8, 488.0, 488.1, 488.01, 488.02, 488.09, 488.11, 488.12, 488.19, 488.81, 488.82, and 488.89.

¹² Electronic medical records typically contain visits to a few providers and do not capture clinical visits to other providers.

¹³ According to US Census Bureau, MSA have at least one urbanized area with a minimum population of 50,000 <https://www.census.gov/programs-surveys/metro-micro/about.html>.

¹⁴ This data set is publicly available on kaggle and can be downloaded at <https://www.kaggle.com/ckroxigor/home-medical-visits-eda/>.

how the environmental factors adversely affect vulnerable people to environmental agents (climate, pollution, etc). We aggregate this data at the city level, as many environmental policies are carried out at an aggregate level. Given the high noise in the number of visits, we consider the 16-week moving average of medical visits. Then we obtain a panel of 61 cities across 144 weeks.

Transactions from a large grocery store. This data set contains 17,880,248 transactions from a large grocery store between May 2005 and May 2007.¹⁵ We aggregate the transactions by household and week. Our analysis focuses on “frequent” households defined as those who had expenditure in at least half of the weeks in the data set. These households tend to pay more attention to changes in the loyalty program. We then obtain a panel of 7,130 frequent households over 97 weeks.

Lending Club loan data. This data set contains 2,260,668 loans issued from June 2007 to December 2018 on Lending Club.¹⁶ This data set contains information, such as the current loan status (Current, Late, Fully Paid, etc.), latest payment information, first three digits of zip codes and issued month. We aggregate the number of loans issued by month and by the first three digits of zip codes. We get a panel of 956 units over 139 months.

The first three panels have positive entries, but 38.1% of the last panel entries are equal to 0.

5.2. Fixed-Sample-Size Experiments

We first, Section 5.2.1, discuss what choices were made in setting up the synthetic experiments and evaluations and then present the results in Section 5.2.2.

5.2.1. Fixed-Sample-Size Experiments: Setup Here, we first introduce the benchmark designs as well as different versions of our solution, depending on the modeling assumptions. Then we explain how the synthetic experiment and treatment effect are generated, and then discuss the evaluation metrics that are used.

Treatment designs. We consider the following treatment designs. Illustrations of the designs are provided in Figure 5 that can facilitate the reading.

1. Benchmark treatment designs:

(a) Z_{ff} (fifty-fifty): Z_{ff} has 50% control and 50% treated at every time period. More precisely, Z_{ff} is a rounded solution when starting with $\omega_t = 0$ for all t .

(b) Z_{ba} (before-after): Z_{ba} has all units in the control state before halftime and all units in the treatment state after halftime. More precisely, Z_{ba} is a rounded solution when starting with $\omega_t = -1$ for $t < \frac{T+1}{2}$ and $\omega_t = 1$ for $t > \frac{T+1}{2}$.

¹⁵ This data set is available to researchers at Stanford and Berkeley by application. Papers that use this data set is available at <https://are.berkeley.edu/SGDC/publications.html>.

¹⁶ This data set can be downloaded at <https://www.kaggle.com/wordsforthewise/lending-club>

(c) Z_{ffba} (fifty-fifty with before-after): Z_{ffba} has all units in the control state before halftime and half units in the treatment state after halftime. More precisely, Z_{ffba} is a rounded solution when starting with $\omega_t = -1$ for $t < \frac{T+1}{2}$ and $\omega_t = 0$ for $t \geq \frac{T+1}{2}$. Z_{ffba} combines Z_{ff} and Z_{ba} , and has simultaneous treatment adoption pattern (Bertrand et al. 2004, Angrist and Pischke 2008).

2. *Variations of Z_{opt} from Section 3:* In order to assess the benefit of various features of our model (2.1), we consider three different designs, each one is a variant of Z_{opt} , but with different assumptions on the data and the treatment effect.

(a) $Z_{\text{opt,linear}}$: This design assumes treatment effect has no carryover effect ($\ell=0$) and no covariates. This design can in fact be considered as the “state-of-the-art” benchmark design since it is analogous to the optimal stepped wedge designs in Hemming et al. (2015), Li et al. (2018) whose treated fraction is linear in time. To generate it, we sample $\{A_i\}_{i=1}^N$ from \mathbb{A}_0 (where \mathbb{A}_0 is defined in Example 3.3) and $\{A_i\}_{i=1}^N$ uniquely defines the design. $Z_{\text{opt,linear}}$ has indeed a linear staggered design, and is optimal when the outcome model does not have covariates and the treatment has instantaneous only.

(b) Z_{opt} : This design assumes that the treatment effect carries over ℓ periods, with a known value ℓ , but does not assume there are covariates. To construct it, we first sample $\{A_i\}_{i=1}^N$ from \mathbb{A}_ℓ (recall (3.8) for the definition of \mathbb{A}_ℓ). The sampled $\{A_i\}_{i=1}^N$ uniquely defines Z_{opt} . Z_{opt} is a nonlinear staggered design, and is optimal when the outcome model does not have covariates and the treatment has ℓ periods of lagged effects.

(c) $Z_{\text{opt,stratified}}$: This design assumes all features of our model, both carryover effects with known ℓ and presence of discrete-valued latent covariates. The value of this design is only demonstrated when historical control data is available, which is a realistic assumption in practice. We can estimate the latent covariates via spectral clustering. Specifically, we perform singular value decomposition on the historical data and cluster units into k groups (assuming the discrete-valued latent covariate takes k distinct values) by applying k -means on the largest singular vector. We let k vary in $\{2, 3, 4\}$. Let $\hat{\mathbf{U}}$ be a vector indicating which cluster each unit belongs to. We sample $\{A_i\}_{i=1}^N$ from $\mathbb{A}_\ell \cap \mathbb{A}_{\hat{\mathbf{U}}}$ (recall (3.8) for the definition of $\mathbb{A}_{\hat{\mathbf{U}}}$). The sampled $\{A_i\}_{i=1}^N$ uniquely defines $Z_{\text{opt,stratified}}$ which is a nonlinear staggered design with stratification.

Synthetic treatments. Since we are not aware of any specific experiment that was performed on the data, we assume it is all control data (i.e., original panel data entries are $Y_{it}(-\mathbf{1}_{\ell+1})$, for all i and t), and then create a hypothetical treatment with instantaneous and lagged effects. Given a treatment design Z , the observed outcome (in a hypothetical experiment) for unit i at time t would be (recall that $z_{it} \in \{-1, +1\}$)

$$Y_{it} = Y_{it}(-\mathbf{1}_{\ell+1}) + \sum_{j=0}^{\ell} (z_{i,t-j} + 1) \tau_j,$$

where $z_{is} = -1$ for $s \leq 0$. For the results presented in Section 5.2.2, ℓ is chosen at 2. We consider other values of ℓ in Appendix D. The precision of GLS does not depend on the true value of instantaneous and lagged effects as discussed in Remark 3.4. For illustration purposes, we set the lagged effects to decay linearly in lag, $\tau_1 = \frac{2}{3}\tau_0$, $\tau_2 = \frac{1}{3}\tau_0$, $\tau_j = 0$ for $j > 2$, and the total treatment effect $|\tau_0 + \tau_1 + \tau_2| = \frac{0.1}{NT} \sum_{i,t} Y_{it}(-\mathbf{1}_{\ell+1})$. The latter selection means the total treatment effect has a magnitude that is 10% of the average outcome in the panel. We verify that our results are robust to other values of $\{\tau_j\}_{j=0}^\ell$ in Figure 11.

Evaluation metrics. Instead of running a single simulation on the entire panel of control data, we use m random blocks of dimension $N \times T$. The estimated instantaneous and j -th lagged effects ($j > 0$) on k -th block are denoted as $\hat{\tau}_0^{(k)}$ and $\hat{\tau}_j^{(k)}$, respectively. Note that, while different designs make different assumptions on the data model, some of them without a carryover effect, we can still estimate all effects using GLS and model (2.1). As a robustness check, we will compare different estimation models as well. We report the mean and 95% confidence band of total squared estimation error $\sum_{j=0}^\ell (\hat{\tau}_j^{(k)} - \tau_j)^2$ (related to the objective of A-optimal design, defined in Section 3.2). As a robustness check, we also report the squared estimation error of total treatment effect $(\sum_{j=0}^\ell \hat{\tau}_j^{(k)} - \sum_{j=0}^\ell \tau_j)^2$.

We further evaluate various designs by the metrics related to hypothesis testing. When we conduct hypothesis testing, we are interested in true positives (TP), true negatives (TN), false positives (FP), and false negatives (FN) in the confusion matrix. For each j , $0 \leq j \leq \ell$, the positive class of τ_j is defined as $\{|\tau_j| = c\}$, and the negative class is defined as $\{|\tau_j| = 0\}$. As mentioned above, the values of the treatment effects do not impact the precision and therefore we select all other $|\tau_{j'}|$ for $j' \neq j$ equal to c as well (in Appendix D, we will empirically confirm that varying c does not change the results). On each randomly selected block from the original control data, we then run a pair of synthetic experiments such that τ_j is set to c (positive class) in one experiment, or to 0 (negative class) in the other experiment. We then calculate the t-statistic of the estimated instantaneous and lagged effects for all of these $2m$ experiments: If the absolute t-statistic is above some threshold ι , the estimated class is positive; otherwise, the estimated class is negative. We can then compare the true class with the estimated class on all $2m$ experiments, and count TP, TN, FP and FN. If we vary the threshold ι , in the same spirit as when receiver operating characteristic (ROC) curve for a binary classification problem is generated, then the estimated class may change, and TP, TN, FP and FN may change as well. In fact FP and FN are type I and type II errors of the test. Therefore, we can vary ι and study, for various treatment designs, how the TP rate, or equivalently, power, varies with the FP rate, or equivalently, significance level. Similarly, we can study how the precision ($\frac{TP}{TP+FP}$) varies with the recall ($\frac{TP}{TP+FN}$). Overall, for each j , $0 \leq j \leq \ell$, we obtain one ROC curve and one precision-recall curve.

5.2.2. Fixed-Sample-Size Experiments: Results

Staggered treatment designs outperform benchmark designs. The left subplot in Figure 3 shows the total estimation error $\sum_j (\hat{\tau}_j - \tau_j)^2$ of our nonlinear staggered design Z_{opt} and benchmark designs Z_{ff} , Z_{ba} and Z_{ffba} . Both Z_{opt} and Z_{ffba} consistently and significantly outperform Z_{ba} and Z_{ff} . The design Z_{ffba} , as a combination of Z_{ff} and Z_{ba} , performs significantly better, but is still outperformed by Z_{opt} . Specifically, by using only 50% of the sample size ($N = 25$ versus $N = 50$), Z_{opt} achieves lower estimation error than Z_{ffba} .

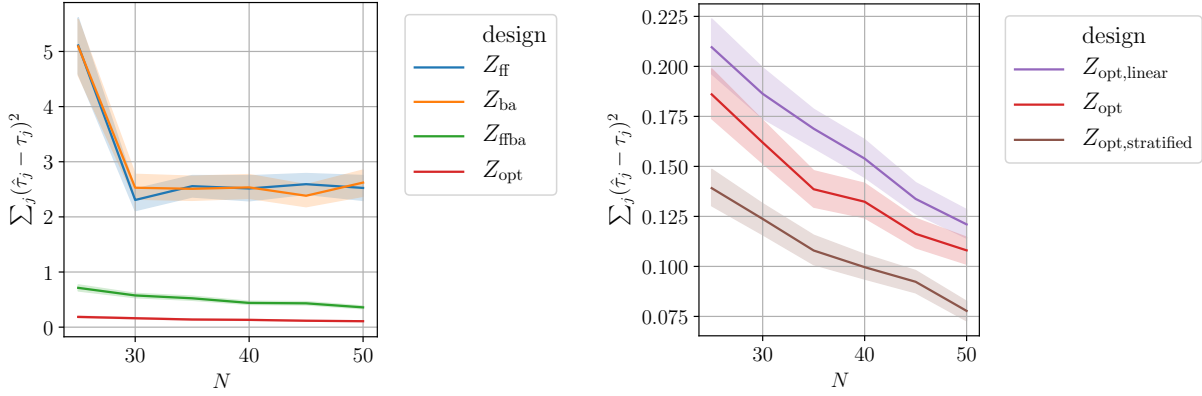


Figure 3 These figures compare the total squared estimation error $\sum_j (\hat{\tau}_j - \tau_j)^2$ from GLS using benchmark treatment designs (Z_{ff} , Z_{ba} and Z_{ffba}), our linear staggered design ($Z_{\text{opt,linear}}$), our nonlinear staggered design (Z_{opt}) and our nonlinear staggered design with stratification ($Z_{\text{opt,stratified}}$) on the flu data. These figures show the mean and 95% confidence band of $\sum_j (\hat{\tau}_j - \tau_j)^2$ that are calculated from 2,000 randomly sampled blocks of dimension $N \times T$ for $\ell = 2$, $T = 7$, and varying N .

Nonlinear staggered design outperforms linear staggered design. The right subplot in Figure 3 compares our nonlinear staggered design Z_{opt} with the linear staggered design $Z_{\text{opt,linear}}$. In the presence of carryover effects, $Z_{\text{opt,linear}}$ requires 10% more samples than Z_{opt} to achieve the same estimation error. Note that the improvement is solely because of the carryover effects. In fact, if the treatment only has an instantaneous effect, the treated fraction of $Z_{\text{opt,linear}}$ is optimal. We can confirm this empirically (in Figure 12 of Appendix D) by observing that $Z_{\text{opt,linear}}$ requires about 5% fewer samples than Z_{opt} .

Stratification further improves upon the staggered treatment design. The right subplot in Figure 3 additionally compares our nonlinear staggered designs *without* stratification Z_{opt} and *with* stratification $Z_{\text{opt,stratified}}$. The stratification is based on spectral clustering of the units, using historical data. Using $Z_{\text{opt,stratified}}$ can further reduce 20% samples to achieve the same total estimation error. In Appendix D we show that the result only slightly fluctuates by varying the number of clusters. Overall, this result suggests the existence of latent covariates in the original data. Therefore, when

there are latent covariates, we could use the historical data that contains information about latent covariates to design a stratified experiment.

Robustness on other data sets. Figure 9 in Appendix D shows that the above three findings continue to hold on the other three data sets, as N is varied. Figure 10 in Appendix D shows the above three findings continue to hold on all four data sets, as T is varied.

Robustness to other evaluation metrics. The above three findings are robust to other evaluation metrics. Figure 16 in Appendix D shows the squared estimation error of total treatment effect of various treatment designs on all four data sets. The findings from Figure 16 are aligned with those from Figure 3. Figure 4 shows the ROC curve of various designs (i.e., power vs. significance level) on the flu data for testing each of τ_0 , τ_1 , and τ_2 , for when significance level is up to 10%. $Z_{\text{opt, stratified}}$ has a consistently higher power than all other designs, at all significance levels. Z_{opt} also outperforms or nearly ties with $Z_{\text{opt, linear}}$. And the three of these designs dominate Z_{ff} , Z_{ba} , and Z_{ffba} . Their corresponding area under the curve (AUC) values (for the full ROC curves) are shown in Table 1. The AUC of Z_{ff} and Z_{ba} are consistently and significantly lower than the AUC of other treatment designs in the test of τ_0 , τ_1 and τ_2 . The AUC of Z_{opt} is consistently higher than that of Z_{ffba} and the improvement is more noticeable for τ_1 . Consistent with the previous metric, $Z_{\text{opt, stratified}}$ further improves upon Z_{opt} .

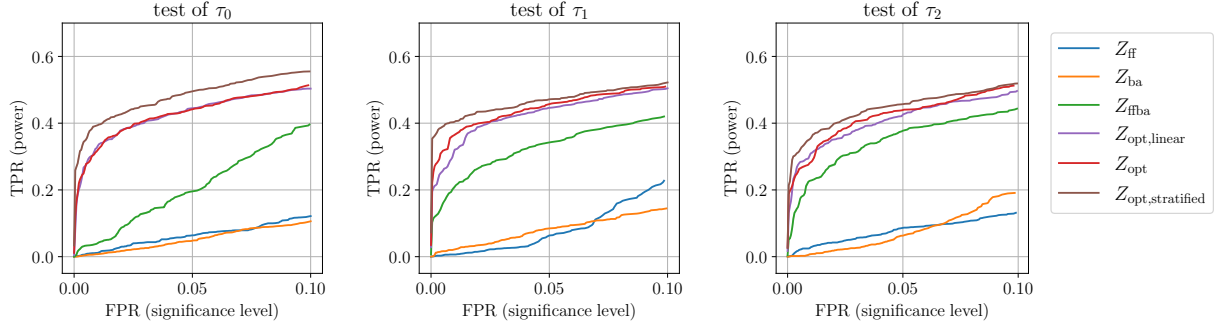


Figure 4 **ROC curve.** The TP and FP rates are calculated from 2,000 pairs of synthetic experiments with dimension 50×7 and $\ell = 2$ on the flu data. The true positive class of τ_j is defined as $\{|\tau_j| = -\frac{0.1}{NT} \sum_{i,t} Y_{it}(-\mathbf{1}_{\ell+1})\}$.

	Z_{ff}	Z_{ba}	Z_{ffba}	Z_{opt}	$Z_{\text{opt, linear}}$	$Z_{\text{opt, stratified}}$
τ_0	0.614	0.633	0.744	0.750	0.740	0.761
τ_1	0.598	0.563	0.702	0.745	0.740	0.756
τ_2	0.590	0.629	0.738	0.748	0.736	0.762

Table 1 The area under the curve (AUC) of various treatment designs and hypothesis tests in Figure 4.

The estimation model with two-way fixed effects and covariates is preferable and $Z_{\text{opt, stratified}}$ performs best under various estimation model specifications. We compare the performance of various treatment designs, when the estimation model varies. The five model specifications and the corresponding treatment effect estimators are

- “no fe”: The model is $Y_{it} = c + \tau_0 z_{it} + \cdots + \tau_\ell z_{i,t-\ell} + \varepsilon_{it}$. We run a linear regression of Y_{it} on $z_{it}, \dots, z_{i,t-\ell}$ and the intercept term, which is the same as the difference-in-means estimator.
- “unit fe only”: The model is $Y_{it} = \alpha_i + \tau_0 z_{it} + \cdots + \tau_\ell z_{i,t-\ell} + \varepsilon_{it}$. We run a regression of Y_{it} on $z_{it}, \dots, z_{i,t-\ell}$ and *unit* dummy variables.
- “time fe only”: The model is $Y_{it} = \beta_t + \tau_0 z_{it} + \cdots + \tau_\ell z_{i,t-\ell} + \varepsilon_{it}$. We run a regression of Y_{it} on $z_{it}, \dots, z_{i,t-\ell}$ and *time* dummy variables.
- “two-way fe”: The model is $Y_{it} = \alpha_i + \beta_t + \tau_0 z_{it} + \cdots + \tau_\ell z_{i,t-\ell} + \varepsilon_{it}$. We use (3.1) with $\mathbf{W} \propto \mathbf{I}_N$ (equivalent to the within estimator and the regression of Y_{it} on $z_{it}, \dots, z_{i,t-\ell}$, *unit* and *time* dummy variables).
- “two-way fe+covar”: The model is (2.1). We use (3.1) with $\mathbf{W} \propto (\hat{\mathbf{U}} \hat{\Sigma}_v \hat{\mathbf{U}}^\top + \hat{\sigma}_\varepsilon^2 \mathbf{I}_N)^{-1}$.

Figure 5 provides examples of T-optimal designs that maximize (3.2) under each of the above five model specifications. Figure 6 compares the total estimation error of different treatment designs under the above estimation model specifications. There are three findings from Figure 6:

1. Allowing for time fixed effects in the outcome model (i.e., “time fe only”, “two-way fe”, and “two-way fe+covar”) can significantly reduce the estimation error. This makes sense as the flu occurrence rate fluctuates by month, and time fixed effects can capture this seasonality.

2. Allowing for covariates in the estimation model (i.e., “two-way fe+covar”) can further reduce the estimation error.

3. Even though optimal designs vary with model specifications, as illustrated in Figure 5, $Z_{\text{opt, stratified}}$ consistently performs best under various estimation model specifications, implying that “no fe”, “unit fe only”, “time fe only”, and “two-way fe” are probably misspecified.

In summary, to maximally reduce the estimation error, both the treatment decisions (design) and the estimation model specification play major roles.

5.3. Sequential Experiments

In this section, we run synthetic adaptive experiments and evaluate performance of the adaptive design from PGAE. We describe the experimental setup in Section 5.3.1 and then present the results in Section 5.3.2.

5.3.1. Sequential Experiments: Setup

Suppose the sequential experiment can run for a maximum of T_{\max} periods in total and the hypothetical intervention has instantaneous effect only.¹⁷ The sequential experiment is terminated if the

¹⁷ The results are robust to the hypothetical intervention with carryover effects, and are available upon request.

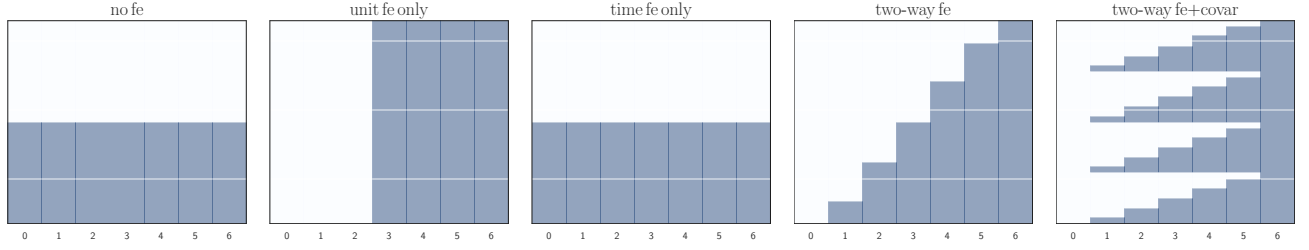


Figure 5 Optimal treatment designs under various model specifications. These figures provide examples of optimal designs of 7-period experiments with $\ell = 2$. Darker color denotes treatment, while lighter color denotes control. An optimal design for “no fe” is Z_{ff} ; an optimal design for “unit fe only” is Z_{ba} ; an optimal design for “time fe only” is Z_{ff} ; an optimal design for “two-way only” is Z_{opt} ; an optimal design for “two-way only+covar” is $Z_{\text{opt, stratified}}$.

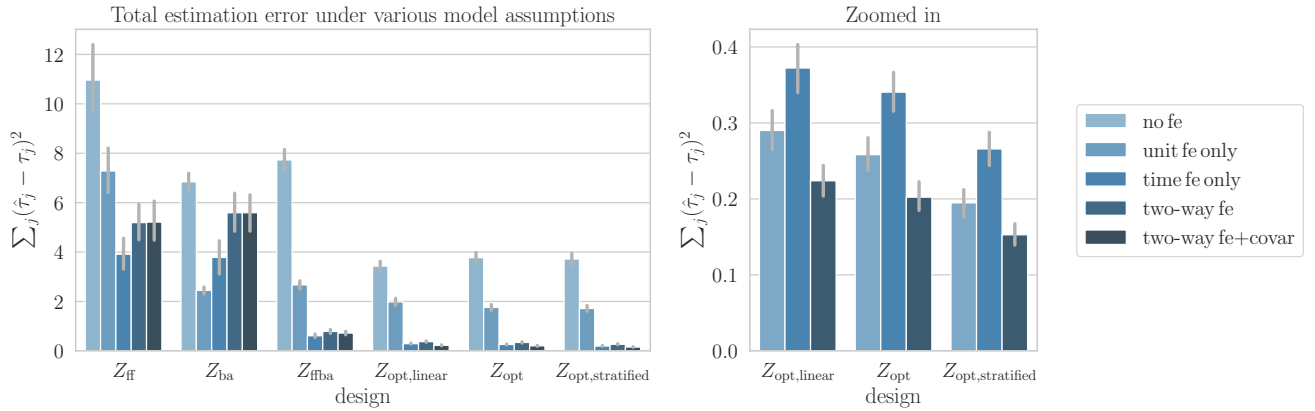


Figure 6 Estimation error under various model assumptions. Instantaneous and lagged effects are estimated under various model assumptions from 1,000 synthetic experiments of dimension 25×7 with $\ell = 2$ on the flu data. The model assumptions are identical to those in Figure 5.

estimated precision is larger than some threshold. Let T^* be the number of periods for which the sequential experiment is run. The number of units N is fixed with p_{sta} fraction to be STU.

Treatment designs. Overall, we consider the following three designs.

1. Adaptive design: The design produced by PGAE.
2. Benchmark design: Optimal (fixed-sample-size) design for a T_{max} -period experiment. From results of Section 3 we can fully characterize the design via $\frac{1}{N} \sum_i z_{is} = \frac{2s-1-T_{\text{max}}}{T_{\text{max}}}$. This is identical to $Z_{\text{opt, linear}}$ when $T = T_{\text{max}}$.
3. Oracle design: Optimal design for a T^* -period experiment with $\frac{1}{N} \sum_i z_{is} = \frac{2s-1-T^*}{T^*}$ (identical to $Z_{\text{opt, linear}}$ when $T = T^*$).

Synthetic sequential experimental data. Similar to synthetic fixed-sample-size experiments, the original data does not contain any specific treatment that we study. Given a treatment design Z , the observed outcome for unit i at time t ($t \leq T^*$) is

$$Y_{it} = Y_{it}(-1) + \tau_0(z_{it} + 1).$$

Evaluation metrics. Similar to synthetic fixed-sample-size experiments, we randomly select m blocks, each with dimension $N \times T_{\max}$ from the original control data. We report the mean and 95% confidence band of instantaneous effect estimation error $(\hat{\tau}_0^{(k)} - \tau_0)^2$, where $\hat{\tau}_0^{(k)}$ is the estimated instantaneous effect on the synthetic experimental data of dimension $N \times T^*$ based on the k -th block of the original data (T^* can vary with k).

5.3.2. Sequential Experiments: Results

Figure 7 compares the estimation error of $\hat{\tau}_0$ on the experimental data generated from adaptive, benchmark, and oracle designs. The adaptive design from PGAE can consistently reduce the estimation error (i.e., improve the precision) by more than 20% compared to the benchmark design (i.e., fixed-sample-size design). The difference between adaptive and benchmark designs measures the benefit of making treatment decisions adaptively in sequential experiments.

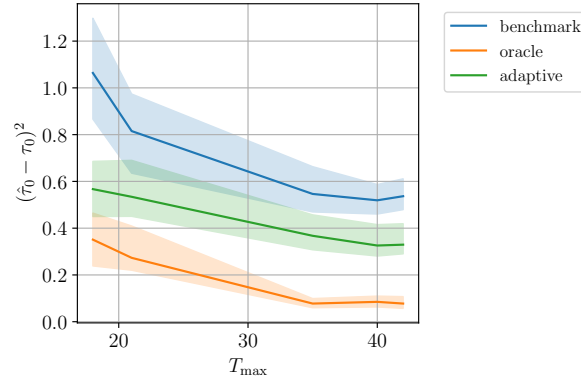


Figure 7 This figure compares $(\hat{\tau}_0 - \tau_0)^2$ for adaptive, benchmark, and oracle designs, where the duration of the experiment depends on the estimated variance of the treatment effect. N is chosen at 50. In P-AGE, $Np_{\text{sta}} = 50 \times 0.2 = 10$ units are STU. τ_0 is chosen at $\frac{-0.1}{NT} \sum_{i,t} Y_{it}(-1)$ (i.e., 10% of the average monthly flu occurrence rate). This figure shows the mean and 95% confidence interval of $(\hat{\tau}_0 - \tau_0)^2$ based on 500 randomly sampled blocks of dimension $N \times T_{\max}$.

On the other hand, the adaptive design consistently has a larger estimation error than the oracle design. The difference between adaptive and oracle designs measures the loss in precision from not knowing T before the experiment starts and from the efficiency loss due to sample splitting (the STU partition). Note that there is still a gap between adaptive and oracle designs for the largest T_{\max} in Figure 7. If we seek to reduce the gap, we can increase N and set a higher threshold for the estimated precision to exceed in the termination rule.

6. Concluding Remarks

In this paper, we study the optimal design of panel data experiments. Panel data experiments are particularly useful to study the treatments that have causal effects on both current and future

outcomes. Our goal is to optimally make treatment decisions for every unit at every time period, in anticipation of most precisely estimating the instantaneous and lagged effects. This optimization problem can reduce the sample size requirement and directly minimize the experiment’s opportunity cost in practice. We first study the fixed-sample-size experiments, where the sample size is fixed and treatment decisions are made pre-experimentation, and we provide a near-optimal solution to the optimization problem. We further study sequential experiments, where the experiments can be stopped early if needed. We propose the Precision-Guided Adaptive Experimentation (PGAE) algorithm for sequential experiments. PGAE makes treatment decisions adaptively and allows for valid post-experimentation inference. Finally, synthetic experiments on healthcare, grocery, and financial data sets show that our proposed solutions for fixed-sample-size and sequential experiments reduce the opportunity cost of the experiments by over 50% and 70% respectively, compared to benchmarks.

References

- Abadie, Alberto. 2005. Semiparametric difference-in-differences estimators. *The Review of Economic Studies* **72**(1) 1–19.
- Abadie, Alberto, Alexis Diamond, Jens Hainmueller. 2010. Synthetic control methods for comparative case studies: Estimating the effect of california’s tobacco control program. *Journal of the American statistical Association* **105**(490) 493–505.
- Abadie, Alberto, Alexis Diamond, Jens Hainmueller. 2015. Comparative politics and the synthetic control method. *American Journal of Political Science* **59**(2) 495–510.
- Abadie, Alberto, Javier Gardeazabal. 2003. The economic costs of conflict: A case study of the basque country. *American economic review* **93**(1) 113–132.
- Abadie, Alberto, Jinglong Zhao. 2021. Synthetic controls for experimental design. *arXiv preprint arXiv:2108.02196* .
- Abaluck, Jason, Laura H. Kwong, Ashley Styczynski, Ashraful Haque, Md. Alamgir Kabir, Ellen Bates-Jefferys, Emily Crawford, Jade Benjamin-Chung, Shabib Raihan, Shadman Rahman, Salim Benhachmi, Neeti Zaman Bintee, Peter J. Winch, Maqsud Hossain, Hasan Mahmud Reza, Abdullah All Jaber, Shawke Gulshan Momen, Aura Rahman, Faika Laz Banti, Tahrima Saiha Huq, Stephen P. Luby, Ahmed Mushfiq Mobarak. 2021. Impact of community masking on covid-19: A cluster-randomized trial in bangladesh. *Science* **0**(0) eabi9069. doi:10.1126/science.abi9069. URL <https://www.science.org/doi/abs/10.1126/science.abi9069>.
- Angrist, Joshua D, Jörn-Steffen Pischke. 2008. *Mostly harmless econometrics: An empiricist’s companion*. Princeton university press.
- Arellano, Manuel. 2003. *Panel data econometrics*. Oxford university press.

-
- Athey, S, S Stern. 2002. The impact of information technology on emergency health care outcomes. *The Rand Journal of Economics* **33**(3) 399.
- Athey, Susan, Guido W Imbens. 2017. The econometrics of randomized experiments. *Handbook of Economic Field Experiments*, vol. 1. Elsevier, 73–140.
- Athey, Susan, Guido W Imbens. 2021. Design-based analysis in difference-in-differences settings with staggered adoption. Tech. rep.
- Atkinson, AC, VV Fedorov. 1975a. The design of experiments for discriminating between two rival models. *Biometrika* **62**(1) 57–70.
- Atkinson, Anthony, Alexander Donev, Randall Tobias. 2007. *Optimum experimental designs, with SAS*, vol. 34. Oxford University Press.
- Atkinson, Anthony C, Valerii Vadimovich Fedorov. 1975b. Optimal design: Experiments for discriminating between several models. *Biometrika* **62**(2) 289–303.
- Bai, Jushan. 2003. Inferential theory for factor models of large dimensions. *Econometrica* **71**(1) 135–171.
- Bai, Jushan. 2009. Panel data models with interactive fixed effects. *Econometrica* **77**(4) 1229–1279.
- Bai, Jushan, Serena Ng. 2002. Determining the number of factors in approximate factor models. *Econometrica* **70**(1) 191–221.
- Bai, Jushan, Serena Ng. 2008. *Large dimensional factor analysis*. Now Publishers Inc.
- Baltagi, Badi. 2008. *Econometric analysis of panel data*. John Wiley & Sons.
- Basse, Guillaume, Yi Ding, Panos Toulis. 2019. Minimax designs for causal effects in temporal experiments with treatment habituation. *arXiv preprint arXiv:1908.03531* .
- Bastani, Hamsa, Mohsen Bayati. 2020. Online decision making with high-dimensional covariates. *Operations Research* **68**(1) 276–294.
- Bertrand, Marianne, Esther Duflo, Sendhil Mullainathan. 2004. How much should we trust differences-in-differences estimates? *The Quarterly journal of economics* **119**(1) 249–275.
- Bertsimas, Dimitris, Mac Johnson, Nathan Kallus. 2015. The power of optimization over randomization in designing experiments involving small samples. *Operations Research* **63**(4) 868–876.
- Bertsimas, Dimitris, Nikita Korolko, Alexander M Weinstein. 2019. Covariate-adaptive optimization in online clinical trials. *Operations Research* .
- Bhat, Nikhil, Vivek F Farias, Ciamac C Moallemi, Deeksha Sinha. 2019. Near optimal ab testing. *Management Science* .
- Blundell, Richard, Monica Costa Dias, Costas Meghir, John Van Reenen. 2004. Evaluating the employment impact of a mandatory job search program. *Journal of the European economic association* **2**(4) 569–606.
- Bojinov, Iavor, David Simchi-Levi, Jinglong Zhao. 2020. Design and analysis of switchback experiments. *Available at SSRN 3684168* .

-
- Brown, Celia A, Richard J Lilford. 2006. The stepped wedge trial design: a systematic review. *BMC medical research methodology* **6**(1) 54.
- Bubeck, Sébastien, Nicolo Cesa-Bianchi. 2012. Regret analysis of stochastic and nonstochastic multi-armed bandit problems. *arXiv preprint arXiv:1204.5721* .
- Cachon, Gérard P, Santiago Gallino, Marcelo Olivares. 2019. Does adding inventory increase sales? evidence of a scarcity effect in us automobile dealerships. *Management Science* **65**(4) 1469–1485.
- Caflish, Andrea, Michael D Grubb, Darragh Kelly, Jeroen Nieboer, Matthew Osborne. 2018. Sending out an sms: The impact of automatically enrolling consumers into overdraft alerts. *Available at SSRN 3538527* .
- Callaway, Brantly, Pedro HC Sant’Anna. 2020. Difference-in-differences with multiple time periods. *Journal of Econometrics* .
- Candes, Emmanuel, Benjamin Recht. 2009. Exact matrix completion via convex optimization. *Communications of the ACM* **55**(6) 111–119.
- Candes, Emmanuel J, Yaniv Plan. 2010. Matrix completion with noise. *Proceedings of the IEEE* **98**(6) 925–936.
- Card, David, Alan B Krueger. 1994. Minimum wages and employment: A case study of the fast-food industry in new jersey and pennsylvania. *American Economic Review* **84**(4) 772–93.
- Cheng, Russell CH, Teresa Davenport. 1989. The problem of dimensionality in stratified sampling. *Management Science* **35**(11) 1278–1296.
- Chow, Yuan S, Herbert Robbins. 1965. On the asymptotic theory of fixed-width sequential confidence intervals for the mean. *The Annals of Mathematical Statistics* **36**(2) 457–462.
- Cook, Thomas D, Donald Thomas Campbell, William Shadish. 2002. *Experimental and quasi-experimental designs for generalized causal inference*. Houghton Mifflin Boston, MA.
- Cui, Ruomeng, Zhikun Lu, Tianshu Sun, Joseph Golden. 2020. Sooner or later? promising delivery speed in online retail. *Promising Delivery Speed in Online Retail (March 29, 2020)* .
- Cui, Ruomeng, Dennis J Zhang, Achal Bassamboo. 2019. Learning from inventory availability information: Evidence from field experiments on amazon. *Management Science* **65**(3) 1216–1235.
- De Chaisemartin, Clément, Xavier d’Haultfoeuille. 2020. Two-way fixed effects estimators with heterogeneous treatment effects. *American Economic Review* **110**(9) 2964–96.
- Dette, Holger, Viatcheslav B Melas, Roman Guchenko. 2015. Bayesian t-optimal discriminating designs. *Annals of statistics* **43**(5) 1959.
- Dette, Holger, Viatcheslav B Melas, Petr Shpilev, et al. 2012. T-optimal designs for discrimination between two polynomial models. *The Annals of Statistics* **40**(1) 188–205.

-
- Dette, Holger, Viatcheslav B Melas, Petr Shpilev, et al. 2013. Robust t -optimal discriminating designs. *Annals of Statistics* **41**(4) 1693–1715.
- Doudchenko, Nick, David Gilinson, Sean Taylor, Nils Wernerfelt. 2021. Designing experiments with synthetic controls .
- Efron, Bradley. 1971. Forcing a sequential experiment to be balanced. *Biometrika* **58**(3) 403–417.
- Fox, Bennet L. 2000. Separability in optimal allocation. *Operations Research* **48**(1) 173–176.
- Girling, Alan J, Karla Hemming. 2016. Statistical efficiency and optimal design for stepped cluster studies under linear mixed effects models. *Statistics in medicine* **35**(13) 2149–2166.
- Glynn, Peter W, Ward Whitt. 1992. The asymptotic efficiency of simulation estimators. *Operations research* **40**(3) 505–520.
- Goldenshluger, Alexander, Assaf Zeevi. 2013. A linear response bandit problem. *Stochastic Systems* **3**(1) 230–261.
- Goodman-Bacon, Andrew. 2021. Difference-in-differences with variation in treatment timing. *Journal of Econometrics* .
- Gupta, Somit, Ronny Kohavi, Diane Tang, Ya Xu, Reid Andersen, Eytan Bakshy, Niall Cardin, Sumita Chandran, Nanyu Chen, Dominic Coey, Mike Curtis, Alex Deng, Weitao Duan, Peter Forbes, Brian Frasca, Tommy Guy, Guido W. Imbens, Guillaume Saint Jacques, Pranav Kantawala, Ilya Katsev, Moshe Katzwer, Mikael Konutgan, Elena Kunakova, Minyong Lee, MJ Lee, Joseph Liu, James McQueen, Amir Najmi, Brent Smith, Vivek Trehan, Lukas Vermeer, Toby Walker, Jeffrey Wong, Igor Yashkov. 2019. Top challenges from the first practical online controlled experiments summit. *SIGKDD Explor. Newsl.* **21**(1) 20–35. doi:10.1145/3331651.3331655. URL <https://doi.org/10.1145/3331651.3331655>.
- Han, Sukjin. 2020. Identification in nonparametric models for dynamic treatment effects. *Journal of Econometrics* .
- Hastie, Trevor, Rahul Mazumder, Jason D Lee, Reza Zadeh. 2015. Matrix completion and low-rank svd via fast alternating least squares. *The Journal of Machine Learning Research* **16**(1) 3367–3402.
- Hastings, Justine, Jesse M Shapiro. 2018. How are snap benefits spent? evidence from a retail panel. *American Economic Review* **108**(12) 3493–3540.
- Hayes, Brian. 2002. Computing science: The easiest hard problem. *American Scientist* **90**(2) 113–117.
- Hayes, Richard J, Lawrence H Moulton. 2017. *Cluster randomised trials*. Chapman and Hall/CRC.
- Heckman, James J, Hidehiko Ichimura, Petra Todd. 1998. Matching as an econometric evaluation estimator. *The review of economic studies* **65**(2) 261–294.
- Heckman, James J, Hidehiko Ichimura, Petra E Todd. 1997. Matching as an econometric evaluation estimator: Evidence from evaluating a job training programme. *The review of economic studies* **64**(4) 605–654.

-
- Heckman, James J, Edward Vytlacil. 2005. Structural equations, treatment effects, and econometric policy evaluation 1. *Econometrica* **73**(3) 669–738.
- Hemming, Karla, Terry P Haines, Peter J Chilton, Alan J Girling, Richard J Lilford. 2015. The stepped wedge cluster randomised trial: rationale, design, analysis, and reporting. *Bmj* **350** h391.
- Holtz-Eakin, Douglas, Whitney Newey, Harvey S Rosen. 1988. Estimating vector autoregressions with panel data. *Econometrica: Journal of the econometric society* 1371–1395.
- Hsiao, Cheng. 2014. *Analysis of panel data*. 54, Cambridge university press.
- Hu, Yanqing, Feifang Hu, et al. 2012. Asymptotic properties of covariate-adaptive randomization. *The Annals of Statistics* **40**(3) 1794–1815.
- Hussey, Michael A, James P Hughes. 2007. Design and analysis of stepped wedge cluster randomized trials. *Contemporary Clinical Trials* **28**(2) 182–191.
- Imai, Kosuke, Marc Ratkovic. 2014. Covariate balancing propensity score. *Journal of the Royal Statistical Society: Series B (Statistical Methodology)* **76**(1) 243–263.
- Imbens, Guido W, Donald B Rubin. 2015. *Causal inference in statistics, social, and biomedical sciences*. Cambridge University Press.
- Johari, Ramesh, Pete Koomen, Leonid Pekelis, David Walsh. 2017. Peeking at a/b tests: Why it matters, and what to do about it. *Proceedings of the 23rd ACM SIGKDD International Conference on Knowledge Discovery and Data Mining*. 1517–1525.
- Johari, Ramesh, Hannah Li, Inessa Liskovich, Gabriel Weintraub. 2020. Experimental design in two-sided platforms: An analysis of bias. *arXiv preprint arXiv:2002.05670* .
- Ju, Nianqiao, Diane Hu, Adam Henderson, Liangjie Hong. 2019. A sequential test for selecting the better variant: Online a/b testing, adaptive allocation, and continuous monitoring. *Proceedings of the Twelfth ACM International Conference on Web Search and Data Mining*. 492–500.
- Kallus, Nathan. 2018. Optimal a priori balance in the design of controlled experiments. *Journal of the Royal Statistical Society: Series B (Statistical Methodology)* **80**(1) 85–112.
- Krieger, Abba M, David Azriel, Adam Kapelner. 2019. Nearly random designs with greatly improved balance. *Biometrika* **106**(3) 695–701.
- Künzel, Sören R, Jasjeet S Sekhon, Peter J Bickel, Bin Yu. 2019. Metalearners for estimating heterogeneous treatment effects using machine learning. *Proceedings of the national academy of sciences* **116**(10) 4156–4165.
- Lattimore, Tor, Csaba Szepesvári. 2018. Bandit algorithms. *preprint* 28.
- Lawrie, Jock, John B Carlin, Andrew B Forbes. 2015. Optimal stepped wedge designs. *Statistics & Probability Letters* **99** 210–214.

-
- Li, Fan, Elizabeth L Turner, John S Preisser. 2018. Optimal allocation of clusters in cohort stepped wedge designs. *Statistics & Probability Letters* **137** 257–263.
- Mertens, Stephan. 2006. The easiest hard problem: Number partitioning. *Computational Complexity and Statistical Physics* **125**(2) 125–139.
- Mulvey, John M. 1983. Multivariate stratified sampling by optimization. *Management Science* **29**(6) 715–724.
- Murphy, Kevin P. 2007. Conjugate bayesian analysis of the gaussian distribution. *def* **1**(2 σ 2) 16.
- Nikolaev, Alexander G, Sheldon H Jacobson, Wendy K Tam Cho, Jason J Sauppe, Edward C Sewell. 2013. Balance optimization subset selection (boss): An alternative approach for causal inference with observational data. *Operations Research* **61**(2) 398–412.
- Pocock, Stuart J, Richard Simon. 1975. Sequential treatment assignment with balancing for prognostic factors in the controlled clinical trial. *Biometrics* 103–115.
- Robins, James M. 1997. Causal inference from complex longitudinal data. *Latent variable modeling and applications to causality*. Springer, 69–117.
- Robinson, Peter M. 1988. Root-n-consistent semiparametric regression. *Econometrica: Journal of the Econometric Society* 931–954.
- Sauppe, Jason J, Sheldon H Jacobson. 2017. The role of covariate balance in observational studies. *Naval Research Logistics (NRL)* **64**(4) 323–344.
- Simon, Richard. 1979. Restricted randomization designs in clinical trials. *Biometrics* 503–512.
- Singham, Dashi I, Lee W Schruben. 2012. Finite-sample performance of absolute precision stopping rules. *INFORMS Journal on Computing* **24**(4) 624–635.
- Sun, Liyang, Sarah Abraham. 2020. Estimating dynamic treatment effects in event studies with heterogeneous treatment effects. *Journal of Econometrics* .
- Uciński, Dariusz, Barbara Bogacka. 2005. T-optimum designs for discrimination between two multiresponse dynamic models. *Journal of the Royal Statistical Society: Series B (Statistical Methodology)* **67**(1) 3–18.
- Wager, Stefan, Susan Athey. 2018. Estimation and inference of heterogeneous treatment effects using random forests. *Journal of the American Statistical Association* **113**(523) 1228–1242.
- Wallace, T Dudley, Ashiq Hussain. 1969. The use of error components models in combining cross section with time series data. *Econometrica: Journal of the Econometric Society* 55–72.
- Wiens, Douglas P. 2009. Robust discrimination designs. *Journal of the Royal Statistical Society: Series B (Statistical Methodology)* **71**(4) 805–829.
- Woertman, Willem, Esther de Hoop, Mirjam Moerbeek, Sytse U Zuidema, Debby L Gerritsen, Steven Teerenstra. 2013. Stepped wedge designs could reduce the required sample size in cluster randomized trials. *Journal of Clinical Epidemiology* **66**(7) 752–758.

Wooldridge, Jeffrey M. 2010. *Econometric analysis of cross section and panel data*.

Zhang, Dennis J, Hengchen Dai, Lingxiu Dong, Fangfang Qi, Nannan Zhang, Xiaofei Liu, Zhongyi Liu, Jiang Yang. 2020. The long-term and spillover effects of price promotions on retailing platforms: Evidence from a large randomized experiment on alibaba. *Management Science* **66**(6) 2589–2609.

Appendix A: More Details for Fixed-Sample-Size Experiments

A.1. More Details for Generalized Least Squares

LEMMA A.1 (**Gauss-Markov Theorem**). Consider a linear model $\mathbf{y} = \mathbf{X}\boldsymbol{\beta} + \text{noise}$ with $\mathbb{E}[\text{noise}|\mathbf{X}] = 0$ and $\text{Cov}[\text{noise}|\mathbf{X}] = \boldsymbol{\Omega}$. If $\boldsymbol{\Omega} = \sigma^2 \mathbf{I}$, then the ordinary least squares estimator $\hat{\boldsymbol{\beta}} = (\mathbf{X}^\top \mathbf{X})^{-1} \mathbf{X}^\top \mathbf{y}$ is the best linear unbiased estimator (BLUE). Otherwise, when $\boldsymbol{\Omega}$ is not a multiple of the identity matrix, the generalized least squares estimator $\hat{\boldsymbol{\beta}} = (\mathbf{X}^\top \boldsymbol{\Omega}^{-1} \mathbf{X})^{-1} \mathbf{X}^\top \boldsymbol{\Omega}^{-1} \mathbf{y}$ is BLUE. Here, “best” means the estimator has the lowest variance among all unbiased linear estimators.

A.2. Discussion on the Assumptions in Lemma 3.1

The assumptions in Lemma 3.1 allow us to decompose $\text{Prec}(\hat{\boldsymbol{\tau}})$ into three separable summations of quadratic functions. We have discussed in Section 3.2 that the assumptions in Lemma 3.1 are nonrestrictive. Here we provide additional discussion. First, for the assumption $\sum_{i=1}^N \mathbf{X}_i \mathbf{u}_i^\top = \mathbf{0}_{d_x, d_u}$ (\mathbf{X} is orthogonal to \mathbf{U}) to hold, we can always use the Gram-Schmidt procedure¹⁸ to decompose $[\mathbf{X} \ \mathbf{U}] = \mathbf{Q}\mathbf{R} \in \mathbb{R}^{N \times (d_x + d_u)}$. Let the first d_x and last d_u columns in \mathbf{Q} be $\tilde{\mathbf{X}}$ and $\tilde{\mathbf{U}}$. Then $\tilde{\mathbf{X}}$ is orthogonal to $\tilde{\mathbf{U}}$. Second, $\boldsymbol{\Sigma}_v = \sigma_\varepsilon^2 \cdot \mathbf{I}_{d_u}$ is an identification assumption (Bai and Ng 2008) so that we can uniquely identify \mathbf{u}_i and \mathbf{v}_t . In other words, for arbitrary \mathbf{u}_i and \mathbf{v}_t , we can right multiply \mathbf{u}_i^\top by $\sigma_\varepsilon \cdot \boldsymbol{\Sigma}_v^{-1/2}$ and left multiply \mathbf{v}_t by $\sigma_\varepsilon \cdot \boldsymbol{\Sigma}_v^{-1/2}$ so that v_t has variance $\sigma_\varepsilon^2 \cdot \mathbf{I}_{d_u}$ (conditions $\sum_{i=1}^N \mathbf{u}_i = \mathbf{0}_{d_x}$ and $\sum_{i=1}^N \mathbf{X}_i \mathbf{u}_i^\top = \mathbf{0}_{d_x, d_u}$ stay valid after this manipulation).

A.3. Definition of $M^{(\ell)}$ and $b^{(\ell)}$ in Eq. (3.8)

In Theorem 3.1, $M^{(\ell)}$ and $b^{(\ell)}$ in Eq. (3.8) are defined as follows

$$M^{(\ell)} = \begin{bmatrix} \lfloor \ell/2 \rfloor + 1 & & & \\ & \lfloor \ell/2 \rfloor + 2 & & \\ & & \ddots & \\ & & & \ell \end{bmatrix} - \frac{1}{T-\ell} \begin{bmatrix} \ell - \lfloor \ell/2 \rfloor & \ell - 1 - \lfloor \ell/2 \rfloor & \ell - 2 - \lfloor \ell/2 \rfloor & \cdots & 1 \\ \ell - 1 - \lfloor \ell/2 \rfloor & \ell - 1 - \lfloor \ell/2 \rfloor & \ell - 2 - \lfloor \ell/2 \rfloor & \cdots & 1 \\ \vdots & \vdots & \vdots & \ddots & \vdots \\ 1 & 1 & 1 & \cdots & 1 \end{bmatrix} \quad (\text{A.1})$$

$$b^{(\ell)} = - \begin{bmatrix} \lfloor \ell/2 \rfloor + 1 \\ \vdots \\ \ell - 1 \\ \ell \end{bmatrix} + \frac{1}{T-\ell} \begin{bmatrix} (\lfloor \ell/2 \rfloor + 1)^2 \\ \vdots \\ (\ell - 1)^2 \\ \ell^2 \end{bmatrix} - \frac{1}{T-\ell} \begin{bmatrix} \sum_{l=1}^{\ell - \lfloor \ell/2 \rfloor} (\lfloor \ell/2 \rfloor + 1 - l) \\ \vdots \\ 2\lfloor \ell/2 \rfloor - 1 \\ \lfloor \ell/2 \rfloor \end{bmatrix} \quad (\text{A.2})$$

EXAMPLE A.1. When $\ell = 3$,

$$\begin{aligned} \omega_1^* &= -1, & \omega_2^* &= -1 + \frac{6}{6T^2 - 44T + 79}, & \omega_3^* &= -1 + \frac{12(T-4)}{6T^2 - 44T + 79}, \\ \omega_t^* &= -1 + \frac{2t-4}{T-3} \text{ for } t = 4, \dots, T-3, \\ \omega_{T-2}^* &= 1 - \frac{12(T-4)}{6T^2 - 44T + 79}, & \omega_{T-1}^* &= 1 - \frac{6}{6T^2 - 44T + 79}, & \omega_T^* &= 1 \end{aligned}$$

□

¹⁸Equivalent to QR decomposition

A.4. D-Optimal Treatment Design

Since $\text{Var}(\hat{\tau}) = \text{Prec}(\hat{\tau})^{-1}$ and $\det(\text{Var}(\hat{\tau})) = \det(\text{Prec}(\hat{\tau})^{-1})$, minimizing the objective function $\det(\text{Var}(\hat{\tau}))$ is equivalent to maximizing $\det(\text{Prec}(\hat{\tau}))$. Besides the objective (3.2), we could consider an alternative objective that is based on the determinant of the inverse of $\text{Prec}(\hat{\tau})$ (recall $\text{Var}(\hat{\tau}) = \text{Prec}(\hat{\tau})^{-1}$):

$$\min_{\{A_i\}_{i=1}^N} -\det(\text{Prec}(\hat{\tau})). \quad (\text{A.3})$$

In order to calculate $\det(\text{Prec}(\hat{\tau}))$, we need to write every entry in $\text{Prec}(\hat{\tau})$ as a function of treatment variables z_{it} in order to optimize the treatment decisions. To build intuition, we provide the expression for every entry in $\text{Prec}(\hat{\tau})$ for the carryover model without observed or latent covariates $Y_{it} = \alpha_i + \beta_t + \tau_0 z_{it} + \tau_1 z_{i,t-1} + \dots + \tau_\ell z_{i,t-\ell} + \varepsilon_{it}$. If the model has covariates, then the role of covariates in the D-optimal design is conceptually the same as the role of covariates in the T-optimal design (see Theorem 3.1).

$$\text{Prec}(\hat{\tau})_{jm} = \begin{cases} -\frac{N}{\sigma_\varepsilon^2} \left[\sum_{t=j}^{T-\ell-1+j} \omega_t^2 - \frac{1}{T-\ell} \left(\sum_{t=j}^{T-\ell-1+j} \omega_t \right)^2 + \frac{T-\ell}{2} \sum_{t=1}^T (v_{T+1-t}^{(j,j)} - v_{T-t}^{(j,j)}) \omega_t \right] & j = m \\ -\frac{N}{\sigma_\varepsilon^2} \left[\sum_{t=j}^{T-\ell-1+j} \omega_t \omega_{t+m-j} - \frac{1}{T-\ell} \left(\sum_{t=j}^{T-\ell-1+j} \omega_t \right) \left(\sum_{t=m}^{T-\ell-1+m} \omega_t \right) \right. \\ \quad \left. + \frac{T-\ell}{2} \sum_{t=1}^T (v_{T+1-t}^{(j,m)} - v_{T-t}^{(j,m)}) \omega_t - \sum_{t=j}^{m-1} (\omega_t - \omega_{T-\ell+t}) \right] & j < m \\ \text{Prec}(\hat{\tau})_{mj} & j > m \end{cases} \quad (\text{A.4})$$

where $\omega_t = \frac{1}{N} \sum_{i=1}^N z_{it}$ and $v_t^{(j,m)}$ is defined as

$$v_t^{(j,m)} = \begin{cases} 1 & t \leq \ell + 1 - m \\ -\left(-1 + \frac{2(t-1-\ell+m)}{T-\ell}\right) & \ell + 1 - m < t \leq \ell + 1 - j \\ \left(-1 + \frac{2(t-1-\ell+m)}{T-\ell}\right) \left(-1 + \frac{2(t-1-\ell+j)}{T-\ell}\right) & \ell + 1 - j < t \leq T + 1 - m \\ \left(-1 + \frac{2(t-1-\ell+j)}{T-\ell}\right) & T + 1 - m < t \leq T + 1 - j \\ 1 & T + 1 - j < t \end{cases}$$

Note that each entry in $\text{Prec}(\hat{\tau})$ is a quadratic function of ω_t . As $\det(\text{Prec}(\hat{\tau}))$ is a sum of multiples of ℓ entries in $\text{Prec}(\hat{\tau})$, $\det(\text{Prec}(\hat{\tau}))$ is the 2ℓ -th degree polynomial function of z_{it} . It is generally infeasible to analytically solve (A.3) for $\ell > 1$. In practice, we can use the off-the-shelf software to find the optimal ω_t . We show the optimal treated fraction of the solution to optimization problem (A.3) for $T = 10$ in Figure 8. Similar as all the previous results, the treated proportion is symmetric with respect to the coordinate $(\frac{T+1}{2}, 0.5)$. Similar as the T-optimal design in Theorem 3.1, if the treatment affects more periods (ℓ is larger), the optimal treated proportion is in general smaller at the beginning, increases at a faster rate in the middle, and is larger in the end.

A.5. Reversible Treatment Adoption Case

We start by noting that there are two ways to look at the reversible treatment adoption case. When each unit is treated at most once versus when units can be treated more than once. Surprisingly, the first case is a special case of the irreversible treatment adoption case that we introduced in Section 3 as we will show in Section A.5.1 below. For the second case of general reversible patterns we show that our results for the irreversible pattern can be used to derive analogous results.

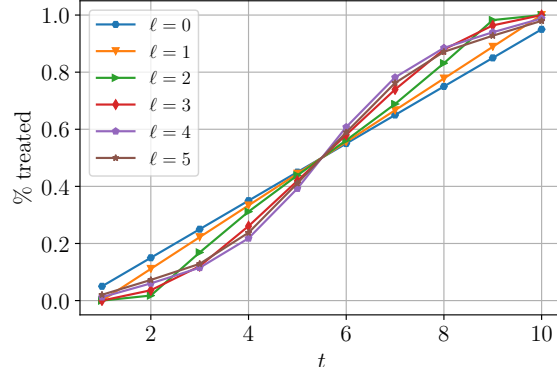


Figure 8 D-optimal treatment design: Optimal treated proportion at each period for a T -period treatment design in the presence of carryover treatment effects, where $T = 10$. Different colors represent the number of lags ℓ in the carryover effects.

A.5.1. Equivalent Representation of One-time Treatment Model (2.1) can represent the one-time treatment, such as the participation of a job-training or skill-improvement program, but the effect of the treatment carries over to future periods. To see this, let $w_{it} = \{0, 1\}$ indicate whether unit i is treated at time t and the outcome model follows

$$Y_{it} = \tilde{\alpha}_i + \tilde{\beta}_t + \mathbf{X}_i^\top \boldsymbol{\theta}_t + \mathbf{u}_i^\top \mathbf{v}_t + \tilde{\tau}_0 w_{it} + \tilde{\tau}_1 w_{i,t-1} + \cdots + \tilde{\tau}_\ell w_{i,t-\ell} + \varepsilon_{it}. \quad (\text{A.5})$$

$\tilde{\tau}_j$ can be interpreted as the treatment effect given that a unit was treated j -period ago. In the case of one-time treatment, at most one of $w_{it}, \dots, w_{i,t-\ell}$ is 1. If $|\tilde{\tau}_\ell| < \cdots < |\tilde{\tau}_1| < |\tilde{\tau}_0|$, then the effect of the one-time treatment wears out over time.

If $z_{it} = \{-1, +1\}$ indicates whether unit i has been treated up to time t , then Model (A.5) is equivalent to Model (2.1) with the change of variables:

$$\tilde{\tau}_j = 2 \sum_{k=0}^j \tau_k \quad \tilde{\alpha}_i = \alpha_i - \sum_{k=0}^{\ell} \tau_k \quad \tilde{\beta}_t = \beta_t.$$

A.5.2. General Reversible Treatment Pattern

PROPOSITION A.1. Suppose Assumption 2.2 holds, and the treatment is reversible. Let $\omega_t = \frac{1}{N} \sum_{i=1}^N z_{it}$ and $\zeta_i = \frac{1}{T} \sum_{t=1}^T z_{it}$.

1. Suppose the potential outcome can be modeled as $Y_{it}(z_{it}) = \beta_t + \tau z_{it} + \varepsilon_{it}$. Any treatment design is optimal if it satisfies

$$\omega_t = 0.$$

2. Suppose the potential outcome can be modeled as $Y_{it}(z_{it}) = \alpha_i + \tau z_{it} + \varepsilon_{it}$. Any treatment design is optimal if it satisfies

$$\zeta_i = 0.$$

3. Suppose the potential outcome can be modeled as $Y_{it}(z_{it}) = \alpha_i + \beta_t + \tau z_{it} + \varepsilon_{it}$. Any treatment design is optimal if it satisfies

$$\omega_t = 0, \quad \zeta_i = 0.$$

4. Suppose the potential outcome can be modeled as $Y_{it}(z_{it}, \dots, z_{i,t-\ell}) = \alpha_i + \beta_t + \mathbf{X}_i^\top \boldsymbol{\theta}_t + \mathbf{u}_i^\top \mathbf{v}_t + \tau_0 z_{it} + \tau_1 z_{i,t-1} + \dots + \tau_\ell z_{i,t-\ell} + \varepsilon_{it}$ for $\ell \geq 0$. Suppose the assumptions in Theorem 3.1 hold and let $\omega_{g,t} = \frac{1}{|\mathcal{O}_g|} \sum_{i \in \mathcal{O}_g} z_{it}$, where $\mathcal{O}_g = \{i : X_i = x_g, u_i = u_{0,g}\}$. Any treatment design is optimal if it satisfies

$$\omega_{g,t} = 0, \text{ for all } t \text{ and } g, \quad \zeta_i = 0.$$

Proof of Proposition A.1 1. When the potential outcome is $Y_{it}(z_{it}) = \beta_t + \tau z_{it} + \varepsilon_{it}$,

$$\text{Prec}(\hat{\tau}) = NT - N \sum_{t=1}^T \omega_t^2.$$

It is maximized at $\omega_t = 0$.

2. When the potential outcome is $Y_{it}(z_{it}) = \alpha_i + \tau z_{it} + \varepsilon_{it}$,

$$\text{Prec}(\hat{\tau}) = NT - T \sum_{i=1}^N \zeta_i^2.$$

It is maximized at $\zeta_i = 0$.

3. When the potential outcome is $Y_{it}(z_{it}) = \alpha_i + \beta_t + \tau z_{it} + \varepsilon_{it}$, from the proof of Lemma 3.1, we have

$$\text{Prec}(\hat{\tau}) = NT - \left(T \sum_{i=1}^N \zeta_i^2 - \frac{N}{T} \left(\sum_{t=1}^T \omega_t \right)^2 + N \sum_{t=1}^T \omega_t^2 \right).$$

It is maximized at $\zeta_i = 0$ and $\omega_t = 0$, given that $\sum_{t=1}^T \omega_t^2 - \frac{1}{T} \left(\sum_{t=1}^T \omega_t \right)^2$ is minimized at $\omega_t = 0$.

4. When the potential outcome is $Y_{it}(z_{it}, \dots, z_{i,t-\ell}) = \alpha_i + \beta_t + \mathbf{X}_i^\top \boldsymbol{\theta}_t + \mathbf{u}_i^\top \mathbf{v}_t + \tau_0 z_{it} + \tau_1 z_{i,t-1} + \dots + \tau_\ell z_{i,t-\ell} + \varepsilon_{it}$, the role of observed and latent covariates in the optimal design is the same as Theorem 3.1. However, for the treated fraction, we can no longer write $\sum_{i=1}^N \zeta_i^2$ as a function of ω_t , because when the treatment be reversed, the value of $\sum_{i=1}^N \zeta_i^2$ is not unique given ω_t . Then we can separately optimize the part with ζ_i and ω_t . Note that $\sum_{i=1}^N \zeta_i^2$ is minimized at $\zeta_i = 0$. Since the Hessian of the part with ω_t ($\omega_{g,t}$) is positive semi-definite, this part is minimized at $\omega_t = 0$ (and $\omega_{g,t} = 0$).

□

A.6. A Rounding Approach for A Feasible Solution

When there does not exist a feasible solution in $\mathbb{A}_{\text{opt}}^{\text{disc}}$, we suggest using the nearest integer rounding rule as follows to obtain a feasible $\{A_i\}_{i=1}^N$.

Nearest integer rounding rule: We round $\frac{|\mathcal{O}_g|(1+\omega_{\ell,t}^*)}{2T}$ to the nearest integer for all stratum g . Let $\{A_i^{\text{rnd}}\}_{i=1}^N$ be a treatment design that is defined by the rounded $\frac{|\mathcal{O}_g|(1+\omega_{\ell,t}^*)}{2T}$:

$$\frac{1}{|\mathcal{O}_g|} \sum_{i \in \mathcal{O}_g} \mathbf{1}_{A_i^{\text{rnd}} \leq t} = \begin{cases} \lfloor \frac{|\mathcal{O}_g|(1+\omega_{\ell,t}^*)}{2T} \rfloor & \text{if } \text{frac}\left(\frac{|\mathcal{O}_g|(1+\omega_{\ell,t}^*)}{2T}\right) < \frac{1}{2}, \text{ or } \text{frac}\left(\frac{|\mathcal{O}_g|(1+\omega_{\ell,t}^*)}{2T}\right) = \frac{1}{2} \text{ with } \frac{1+\omega_{\ell,t}^*}{2T} < \frac{1}{2} \\ \lceil \frac{|\mathcal{O}_g|(1+\omega_{\ell,t}^*)}{2T} \rceil & \text{if } \text{frac}\left(\frac{|\mathcal{O}_g|(1+\omega_{\ell,t}^*)}{2T}\right) > \frac{1}{2}, \text{ or } \text{frac}\left(\frac{|\mathcal{O}_g|(1+\omega_{\ell,t}^*)}{2T}\right) = \frac{1}{2} \text{ with } \frac{1+\omega_{\ell,t}^*}{2T} \geq \frac{1}{2}, \end{cases}$$

where $\text{frac}\left(\frac{|\mathcal{O}_g|(1+\omega_{\ell,t}^*)}{2T}\right) = \frac{|\mathcal{O}_g|(1+\omega_{\ell,t}^*)}{2T} - \lfloor \frac{|\mathcal{O}_g|(1+\omega_{\ell,t}^*)}{2T} \rfloor$. Let \mathbf{z}^{rnd} be defined by $\{A_i^{\text{rnd}}\}_{i=1}^N$ and let $\mathbf{z}^{\text{int*}}$ be the optimal integer solution to (3.2). Let $\text{tr}(\text{Prec}(\hat{\tau}))_{\mathbf{z}}$ be the objective function (3.2) (i.e. $\text{tr}(\text{Prec}(\hat{\tau}))$) evaluated at \mathbf{z} . The following proposition bounds the difference between $\text{tr}(\text{Prec}(\hat{\tau}))_{\mathbf{z}^{\text{rnd}}}$ and $\text{tr}(\text{Prec}(\hat{\tau}))_{\mathbf{z}^{\text{int*}}}$.

PROPOSITION A.2. Suppose the assumptions in Theorem 3.1 hold, $d_u = 0$ and N is even, and $x_{k,\max} = \max_g |x_{gk}|$ is finite, where x_{gk} is the k -th coordinate of x_g for all strata g . We have

$$\text{tr}(\text{Prec}(\hat{\tau}))_{\mathbf{z}^{\text{rnd}}} = \text{tr}(\text{Prec}(\hat{\tau}))_{\mathbf{z}^{\text{int*}}} \cdot \left(1 + \mathcal{O} \left(\frac{1 + \sum_{k=1}^{d_x} x_{k,\max}^2}{N_{\min}^2} \right) \right).$$

Since the probability of each realization of \mathbf{X}_i is bounded away from 0 and $x_{k,\max}$ is finite, we have $\mathcal{O}\left(\frac{1+\sum_{k=1}^{d_x} x_{k,\max}^2}{N_{\min}^2}\right) = \mathcal{O}\left(\frac{1}{N^2}\right)$ as $N \rightarrow \infty$. However, if G is large compared with N (or \mathbf{X}_i takes infinitely many values),

$$\text{tr}(\text{Prec}(\hat{\tau}))_{\mathbf{z}^{\text{rnd}}}$$

could be much larger than $\text{tr}(\text{Prec}(\hat{\tau}))_{\mathbf{z}^{\text{int}}}$. In this case, we could instead partition units into only a few (e.g., 2 or 3) groups based on their covariates' values using K -means or some other methods. Within each group, the treated fraction $\frac{1+\omega_{\ell,t}^*}{2}$ is satisfied.

Appendix B: More Details for Sequential Experiments

B.1. Bayesian Update for σ_ε^2

$\hat{\sigma}_{\text{sta},t}^2$ and $\hat{\xi}_{\text{sta},t}^2$ are used to construct a belief about σ_ε^2 that is approximated by a normal distribution. Our approach to construct such a belief is supported by the asymptotic distribution of $\hat{\sigma}_{\text{sta},t}^2$ with a Bayesian perspective. Suppose both σ_ε^2 and $\xi_\varepsilon^2 + \frac{1}{t-1}\sigma_\varepsilon^4$ are unknown. We then follow Murphy (2007) and assume a normal-gamma prior for σ_ε^2 and ξ_ε^2 ($\xi_\varepsilon^{\dagger 2} := \xi_\varepsilon^2 + \frac{1}{t-1}\sigma_\varepsilon^4$) with parameters $\mu_0, \kappa_0, \alpha_0$ and β_0 , i.e.,

$$\text{NG}(\sigma_\varepsilon^2, \xi_\varepsilon^{\dagger 2} | \mu_0, \kappa_0, \alpha_0, \beta_0) := \mathcal{N}(\sigma_\varepsilon^2 | \mu_0, \xi_\varepsilon^{\dagger 2} / \kappa_0) \text{Gamma}(\xi_\varepsilon^{\dagger 2} | \alpha_0, \beta_0).$$

We seek to use $\hat{\sigma}_{\text{sta},t}^2$ and $\hat{\xi}_{\text{sta},t}^2$ to update the normal-gamma prior. Note that $\hat{\sigma}_{\text{sta},t}^2$ and $\hat{\xi}_{\text{sta},t}^2$ can be viewed as the sample mean and variance of i.i.d. random variables φ_{is} with $\varphi_{is} \sim \mathcal{N}(\sigma_\varepsilon^2, \xi_\varepsilon^2)$. More precisely, one can show that $\hat{\sigma}_{\text{sta},t}^2$ and $\hat{\xi}_{\text{sta},t}^2$ are asymptotically the same as $\bar{\sigma}_t^2 = \frac{1}{Nt} \sum_{i,s} \varphi_{is}$ and $\bar{\xi}_t^2 = \frac{1}{Nt-1} \sum_{i,s} (\varphi_{is} - \bar{\sigma}_t^2)^2$, respectively. Murphy (2007) shows that the prior can be updated based on i.i.d. observations φ_{is} and in fact the updating rule only uses $\bar{\sigma}_t^2$ and $\bar{\xi}_t^2$. As $\hat{\sigma}_{\text{sta},t}^2$ and $\hat{\xi}_{\text{sta},t}^2$ are asymptotically the same as $\bar{\sigma}_t^2$ and $\bar{\xi}_t^2$, we can then plug $\hat{\sigma}_{\text{sta},t}^2$ and $\hat{\xi}_{\text{sta},t}^2$ into the updating rule and obtain the posterior distribution of σ_ε^2 , i.e.,

$$p(\sigma_\varepsilon^2 | \hat{\sigma}_{\text{sta},t}^2, \hat{\xi}_{\text{sta},t}^2) = T_{2\alpha_t}(\mu | \mu_t, \beta_t / (\alpha_t \kappa_t)),$$

where $T_{2\alpha_t}(\cdot)$ is a T -distribution with $2\alpha_t$ degrees of freedom,

$$\mu_t = \frac{\kappa_t \mu_0 + Nt \hat{\sigma}_{\text{sta},t}^2}{\kappa_t + Nt}, \quad \kappa_t = \kappa_0 + Nt, \quad \alpha_t = \alpha_0 + \frac{Nt}{2}, \quad \text{and} \quad \beta_t = \beta_0 + \frac{Nt}{2} \hat{\xi}_{\text{sta},t}^2 + \frac{\kappa_0 Nt (\hat{\sigma}_{\text{sta},t}^2 - \mu_0)^2}{2(\kappa_0 + Nt)}.$$

With a large $2\alpha_t$, the above t -distribution can be approximated by $\mathcal{N}(\mu_t, \beta_t / (\alpha_t \kappa_t))$. We assume an uninformative prior of σ_ε^2 with $\kappa_0 \rightarrow 0$. Suppose μ_0, α_0 and β_0 are some small constants. Then one can show that as $N \rightarrow \infty$, the posterior mean and variance are

$$\mu_t \rightarrow \hat{\sigma}_{\text{sta},t}^2 \quad \text{and} \quad \frac{\beta_t}{\alpha_t \kappa_t} \rightarrow \frac{\hat{\xi}_{\text{sta},t}^2}{Nt},$$

and the posterior distribution of σ_ε^2 can be approximated by

$$p(\sigma_\varepsilon^2 | \hat{\sigma}_{\text{sta},t}^2, \hat{\xi}_{\text{sta},t}^2) \approx \mathcal{N}(\hat{\sigma}_{\text{sta},t}^2, \hat{\xi}_{\text{sta},t}^2 / (Nt))$$

that is identical to our approximation of the belief about σ_ε^2 .

B.2. More Discussion on Theorem 4.1

Intuition of the proof without the weak exogeneity assumption. The key idea is the violation of the exogeneous assumption is sufficiently “weak”, so that $\hat{\tau}_{\text{all}}$ can still be consistent and asymptotically normal. The intuition for the “weak” violation is that the weight of z_{it} in ω_t and the weight of ε_{ju} in $\hat{\sigma}_{\text{sta},s}^2$ are both small for adaptive unit i , static unit j , and $u \leq s \leq t$. Even though ω_t and $\hat{\sigma}_{\text{sta},s}^2$ is correlated, the correlation between z_{it} and ε_{ju} is weak, and we can then show correlation between \hat{z}_{it} and $\hat{\varepsilon}_{it}$ is weak.

Intuition of mutual asymptotic independence. The diagonal asymptotic covariance matrix of $\hat{\tau}_{\text{all}}$, $\hat{\sigma}_{\text{ada},1}^2$ and $\hat{\sigma}_{\text{ada},2}^2$ comes from careful sample splitting and careful analyses of different sources of randomness in these estimators. The leading terms in $\hat{\tau}_{\text{all}} - \hat{\tau}$ are $\zeta_{it}\varepsilon_{it}$ for all i and t and for some ζ_{it} that depends on $\{z_{it}\}_{it \in [N] \times [T]}$. The leading terms in $\hat{\sigma}_{\text{ada},1}^2 - \sigma_\varepsilon^2$ are $\varepsilon_{it}^2 - \sigma^2$ and $\varepsilon_{it}\varepsilon_{is}$ for all i, t and $s \neq t$. If we can show the average of $\zeta_{it}\varepsilon_{it}$ is asymptotically independent of the average of $\varepsilon_{it}^2 - \sigma^2$ and the average of $\zeta_{it}\varepsilon_{it}$, then the asymptotic independence between $\hat{\tau}_{\text{all}}$ and $\hat{\sigma}_{\text{ada},1}^2$ follows. The critical step to show the asymptotic independence between the average of $\zeta_{it}\varepsilon_{it}$ and the average of $\varepsilon_{it}^2 - \sigma^2$ is that there is only a negligible fraction of (i, t) and (j, s) that $\mathbb{E}[\zeta_{it}\varepsilon_{it}(\varepsilon_{js}^2 - \sigma^2)] = O(1)$ and for the remaining pairs, the expected value is either zero or sufficiently close to zero. The asymptotic independence between the average of $\zeta_{it}\varepsilon_{it}$ and the average of $\varepsilon_{it}\varepsilon_{is}$ follows from $\mathbb{E}[\zeta_{it}\varepsilon_{it}\varepsilon_{js}\varepsilon_{ju}] = 0$ for all pairs of (i, t) and (j, s, u) as $s \neq u$. Following the same argument, we can use show the asymptotic independence between $\hat{\tau}_{\text{all}}$ and $\hat{\sigma}_{\text{ada},2}^2$. The asymptotic independence between $\hat{\sigma}_{\text{ada},1}^2$ and $\hat{\sigma}_{\text{ada},2}^2$ holds because we use different sets of ATU ($\mathcal{S}_{\text{ada},1}$ and $\mathcal{S}_{\text{ada},2}$) to estimate them. As ε_{it} is i.i.d., the randomness of $\hat{\sigma}_{\text{ada},1}^2$ that depends on ε_{it} for $i \in \mathcal{S}_{\text{ada},1}$ is independent of the randomness of $\hat{\sigma}_{\text{ada},2}^2$ that depends on ε_{js} for $j \in \mathcal{S}_{\text{ada},2}$.

Appendix C: A Machine Learning Estimator for τ

One could directly estimate L with τ using the following objective function,

$$\begin{aligned} & \hat{\tau}, \hat{\alpha}, \hat{\beta}_{(\ell+1):T}, \hat{L} \\ = & \arg \min_{\tau, \alpha, \beta_{(\ell+1):T}, L} \frac{1}{N(T-\ell)} \left\| Y_{:, (\ell+1):T} - \alpha \mathbf{1}_{T-\ell}^\top - \mathbf{1}_N \beta_{(\ell+1):T}^\top - L - \tau_0 Z_{:, (\ell+1):T} - \tau_1 Z_{:, \ell: (T-1)} - \cdots - \tau_\ell Z_{:, 1: (T-\ell)} \right\|_F^2 \\ & + \mu \|L\|_* , \end{aligned} \tag{C.6}$$

where we refer to this objective as low-rank matrix estimation with fixed effects (LRME). Here, $\|L\|_*$ is the nuclear norm (or trace norm) of matrix L , which is equal to the sum of its singular values. Also, $\|\cdot\|_F$ refers to the Frobenius norm of a matrix. If the regularization parameter μ is larger, the rank of \hat{L} tends to be smaller. It is known in the matrix estimation literature that such a bias in estimating L can lead to a lower variance (Candes and Recht 2009, Candes and Plan 2010). If the root mean squared error (RMSE) of \hat{L} is lower, then the RMSE of $\hat{\tau}_0, \hat{\tau}_1, \dots, \hat{\tau}_\ell$ tend to be smaller.

The objective function (C.6) is convex in τ, α, β and L , which has $N(T-\ell) + N + T + 1$ variables in total. Finding the global optimal solution of convex program (C.6) can be slow with off-the-shelf software for convex optimization problems such as `cvxpy`. Alternatively, we propose to use the *iterative singular value thresholding and ordinary least squares (iterative SVT and OLS)* algorithm to efficiently solve convex

program (C.6). The details of this algorithm are described in Algorithm 2. We can justify SVT using Theorem 1 in Hastie et al. (2015) that shows the optimal solution of

$$\hat{L} = \arg \min_{\text{rank}(\ell) \leq k_0} \frac{1}{2} \|Y - L\|_F^2 + \mu \|L\|_*,$$

is $\hat{L} = U_{k_0} S_\mu(D_{k_0}) V_{k_0}^\top$, where the rank- k_0 SVD of Y is $U_{k_0} D_{k_0} V_{k_0}^\top$ and $S_\mu(D_{k_0})$ is a diagonal k_0 by k_0 matrix with its diagonal entries to be $(\sigma_1 - \mu)_+, \dots, (\sigma_{k_0} - \mu)_+$. When we have historical control data, we can use cross-validation to find the optimal μ by the grid search algorithm.

Algorithm 2: Iterative SVT and OLS

Inputs : $Y, Z, k_0, \mu_{NT}, \Delta_\tau$, and t_{\max}

$\hat{\tau}^{(-1)} \leftarrow 0$;

At $t = 0$, $\hat{\tau}^{(0)}, \hat{\alpha}^{(0)}, \hat{\beta}_{(\ell+1):T}^{(0)} \leftarrow$

$$\arg \min_{\tau, \alpha, \beta} \frac{1}{2} \left\| Y_{:, (\ell+1):T} - \alpha \mathbf{1}_{T-\ell}^\top - \mathbf{1}_N \beta_{(\ell+1):T}^\top - \tau_0 Z_{:, (\ell+1):T} - \tau_1 Z_{:, \ell: (T-1)} - \dots - \tau_\ell Z_{:, 1: (T-\ell)} \right\|_F^2 ;$$

$$\hat{Y}_e^{(0)} \leftarrow Y_{:, (\ell+1):T} - \hat{\alpha}^{(0)} \mathbf{1}_{T-\ell}^\top - \mathbf{1}_N (\hat{\beta}_{(\ell+1):T}^{(0)})^\top - \hat{\tau}_0^{(0)} Z_{:, (\ell+1):T} - \hat{\tau}_1^{(0)} Z_{:, \ell: (T-1)} - \dots - \hat{\tau}_\ell^{(0)} Z_{:, 1: (T-\ell)} ;$$

while $\max_j |\hat{\tau}_j^{(t)} - \hat{\tau}_j^{(t-1)}| > \Delta_\tau$ **and** $t < t_{\max}$ **do**

The rank- k_0 SVD of $\hat{Y}_e^{(t)}$ is $U_{k_0}^{(t)} D_{k_0}^{(t)} (V_{k_0}^{(t)})^\top$, where $D_{k_0}^{(t)} = \text{diag}(d_1^{(t)}, \dots, d_{k_0}^{(t)})$;

$$S_{\mu_{NT}}(D_{k_0}^{(t)}) \leftarrow \text{diag}((d_1^{(t)} - \mu_{NT})_+, \dots, (d_{k_0}^{(t)} - \mu_{NT})_+) ;$$

$$\hat{L}^{(t+1)} = U_{k_0}^{(t)} S_{\mu_{NT}}(D_{k_0}^{(t)}) (V_{k_0}^{(t)})^\top ;$$

$$\hat{\tau}^{(t+1)}, \hat{\alpha}^{(t+1)}, \hat{\beta}_{(\ell+1):T}^{(t+1)} =$$

$$\arg \min_{\tau, \alpha, \beta} \frac{1}{2} \left\| Y_{:, (\ell+1):T} - \alpha \mathbf{1}_{T-\ell}^\top - \mathbf{1}_N \beta_{(\ell+1):T}^\top - \tau_0 Z_{:, (\ell+1):T} - \dots - \tau_\ell Z_{:, 1: (T-\ell)} - \hat{L}^{(t+1)} \right\|_F^2 ;$$

$$\hat{Y}_e^{(t+1)} = Y_{:, (\ell+1):T} - \hat{\alpha}^{(t+1)} \mathbf{1}^\top - \mathbf{1} (\hat{\beta}_{(\ell+1):T}^{(t+1)})^\top - \hat{\tau}_0^{(t+1)} Z_{:, (\ell+1):T} - \dots - \hat{\tau}_\ell^{(t+1)} Z_{:, 1: (T-\ell)} ;$$

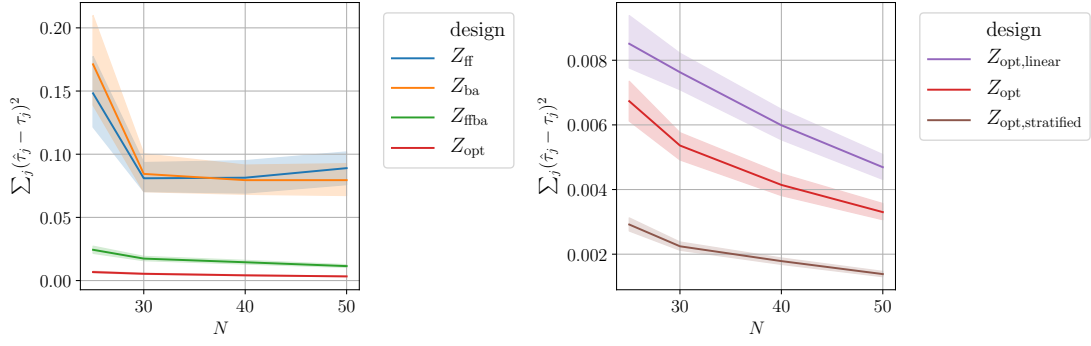
$$t \leftarrow t + 1 ;$$

end

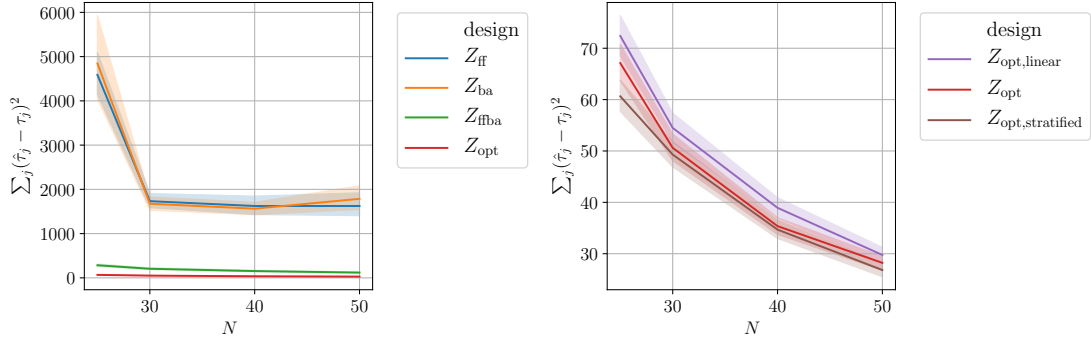
Outputs: $\hat{\tau}^{(t-1)}, \hat{\alpha}^{(t-1)}, \hat{\beta}_{(\ell+1):T}^{(t-1)}, \hat{L}^{(t-1)}$

Appendix D: Additional Empirical Results

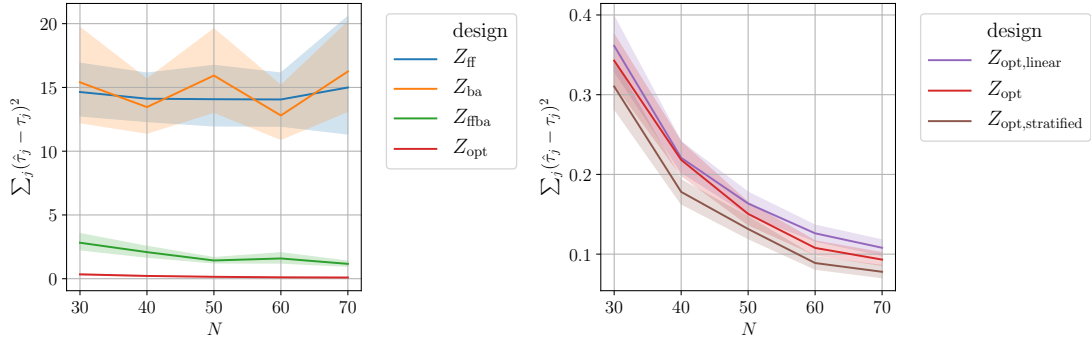
Magnitude of treatment effects. The total estimation error does not vary with the magnitude of treatment effects, as shown in Figure 11. However, TP, FP, TN and FN do vary with the magnitude of treatment effects, as shown in Figures 13-15. Given a certain recall (fraction of relevant instances that were retrieved), precision (fraction of relevant instances among the retrieved instances) increases with the magnitude of treatment effects, as there is a clearer distinction between the positive and negative classes. Additionally, whether $Z_{\text{opt, stratified}}$ or Z_{ffba} performs better in the large recall region depends on the magnitude of treatment effects. $Z_{\text{opt, stratified}}$ performs better when the treatment effect is large. This is because different treatment designs have different distributions of estimation error. For example, the kurtosis of the distribution of $\hat{\tau}_2$ using Z_{ffba}



(a) Home medical visit data



(b) Grocery data



(c) Loan data

Figure 9 Varying N (additional data sets). These figures compare the total estimation error $\sum_j (\hat{\tau}_j - \tau_j)^2$ from GLS using benchmark treatment designs (Z_{ff} , Z_{ba} and Z_{ffba}), our linear staggered design ($Z_{opt,linear}$), our nonlinear staggered design (Z_{opt}) and our nonlinear staggered design with stratification ($Z_{opt,stratified}$). These figures show the mean and 95% confidence band of $\sum_j (\hat{\tau}_j - \tau_j)^2$ that are calculated from 2,000 randomly sampled blocks of dimension $N \times T$ with $\ell = 2$ and varying N . For the medical data, T is 10, and the total effect is -10% of the average monthly visit rate. For the grocery data, T is 20, and the total effect is 10% of the average weekly expenditure. For the loan data, T is 20, and the total effect is 10% of the average monthly number of loans issued, but we note that the estimation error does not vary with the value of τ_j for all j .

is 7.51 (heavier tail), while the kurtosis using $Z_{opt,stratified}$ is 2.05 (lighter tail). Therefore, in the large recall region (larger value to reject the null), FP is smaller for Z_{ffba} because of its heavier tail.

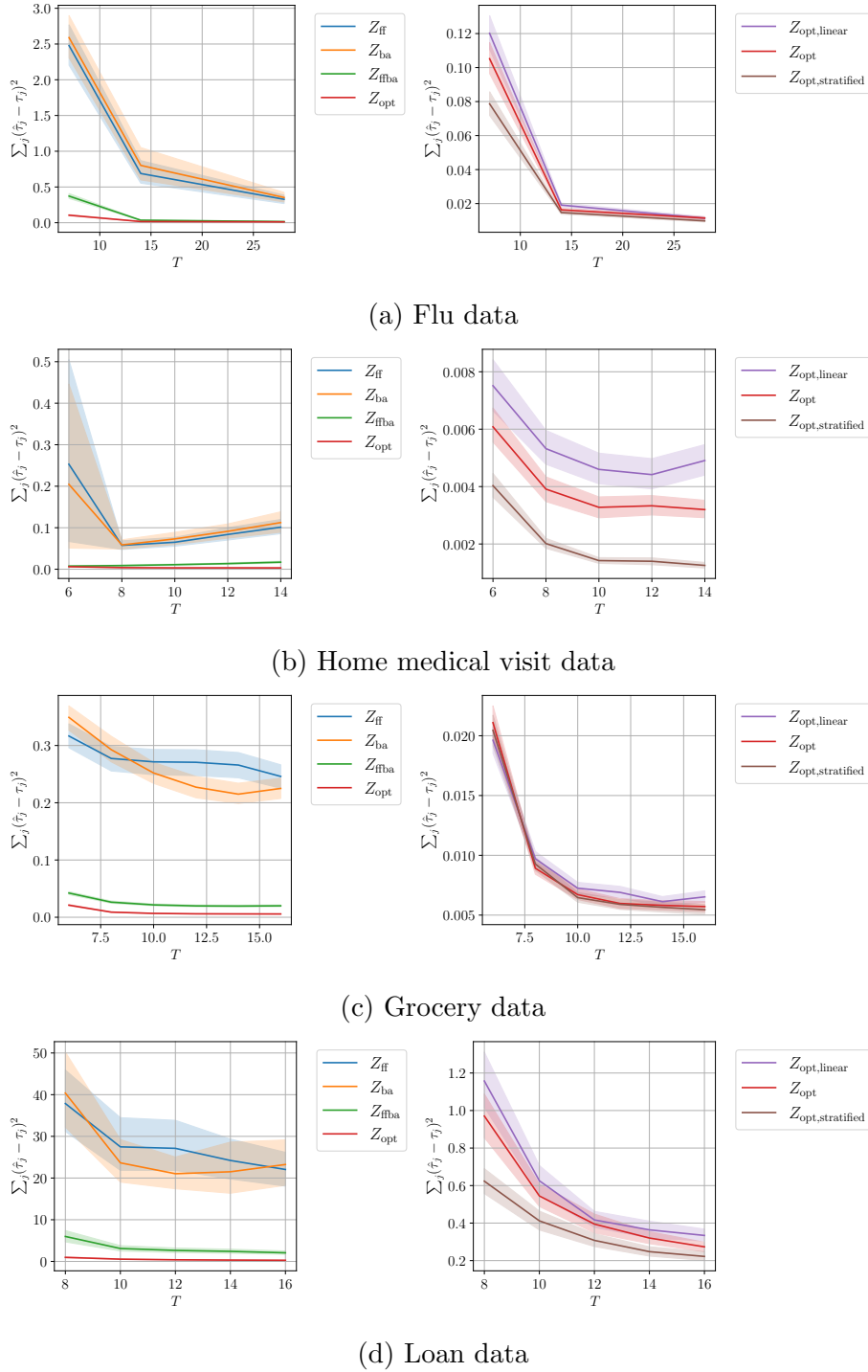


Figure 10 Varying T . These figures compare the total estimation error $\sum_j (\hat{\tau}_j - \tau_j)^2$ from GLS using benchmark treatment designs (Z_{ff} , Z_{ba} and Z_{ffba}), our linear staggered design ($Z_{opt,linear}$), our nonlinear staggered design (Z_{opt}) and our nonlinear staggered design with stratification ($Z_{opt,stratified}$). These figures show the mean and 95% confidence band of $\sum_j (\hat{\tau}_j - \tau_j)^2$ that are calculated from 1,000 randomly sampled blocks of dimension $N \times T$ with $\ell = 2$, varying T and $N = 50$. For the flu data, the total effect is -10% of the average monthly flu occurrence rate. For the medical data, the total effect is -10% of the average monthly visit rate. For the grocery data, the total effect is 10% of the average weekly expenditure. For the loan data, the total effect is 10% of the average monthly number of loans issued, but we note that the estimation error does not vary with the value of τ_j for all j .

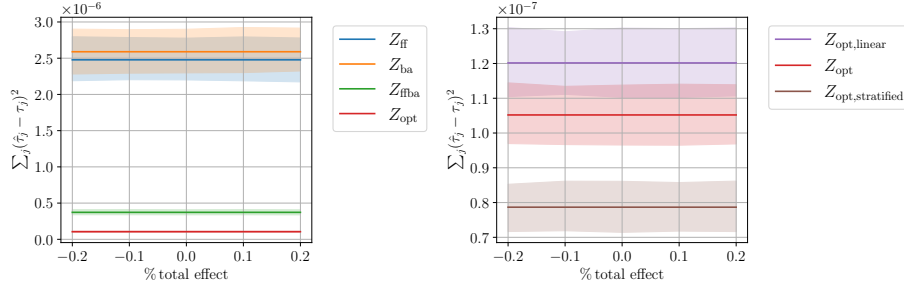


Figure 11 Varying treatment effect. These figures compare the total estimation error $\sum_j (\hat{\tau}_j - \tau_j)^2$ from GLS using benchmark treatment designs (Z_{ff} , Z_{ba} and Z_{ffba}), our linear staggered design ($Z_{opt,linear}$), our nonlinear staggered design (Z_{opt}) and our nonlinear staggered design with stratification ($Z_{opt,stratified}$). These figures show the mean and 95% confidence band of $\sum_j (\hat{\tau}_j - \tau_j)^2$ that are calculated from 1,000 randomly sampled blocks of dimension $N \times T$ with $\ell = 2$, $T = 7$ and $N = 50$ on the flu data. The total effect varies from -20% to 20% of the average monthly flu occurrence rate. The total estimation error stays constant with varying total effect.

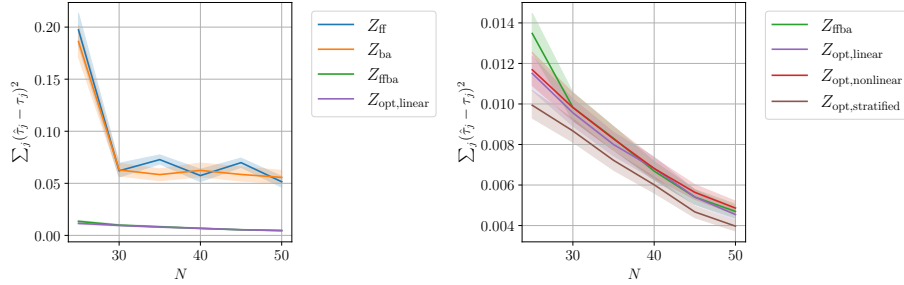


Figure 12 Instantaneous effect only. These figures compare the estimation error of the estimated instantaneous effect $(\hat{\tau}_0 - \tau_0)^2$ from GLS using benchmark treatment designs (Z_{ff} , Z_{ba} and Z_{ffba}), our linear staggered design ($Z_{opt,linear}$), and our nonlinear staggered design ($Z_{opt,nonlinear}$). $Z_{opt,nonlinear}$ is the same as Z_{opt} in Figure 3, which is optimal when $\ell = 2$. This figure shows the mean and 95% confidence band of $(\hat{\tau}_0 - \tau_0)^2$ that are calculated from 1,000 randomly sampled blocks of dimension $N \times T$ with $\ell = 0$ and $T = 14$ on the flu data. The instantaneous effect equals -10% of the average monthly flu occurrence rate. Since the treatment only has instantaneous effect, $Z_{opt,linear}$ is optimal and $Z_{opt,nonlinear}$ is sub-optimal. As a contrast, in Figure 3, $Z_{opt,nonlinear}$ is optimal, but $Z_{opt,linear}$ is sub-optimal. What is the same in this figure and Figure 3 is that benchmark designs are sub-optimal for various N .

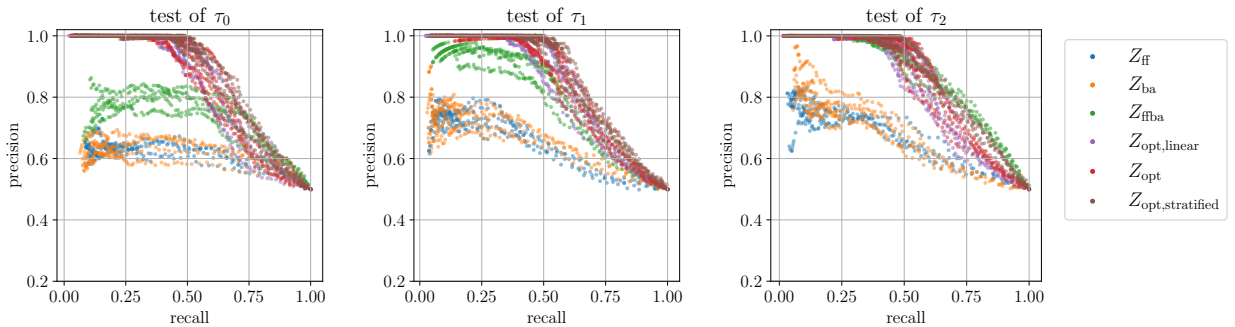


Figure 13 Precision vs. recall. The precision and recall are calculated from 1,000 pairs of synthetic experiments with dimension 50×7 and $\ell = 2$. The true positive class of τ_j is defined as $\{|\tau_j| = -\frac{0.1}{NT} \sum_{i,t} Y_{it}(-\mathbf{1}_{\ell+1})\}$.

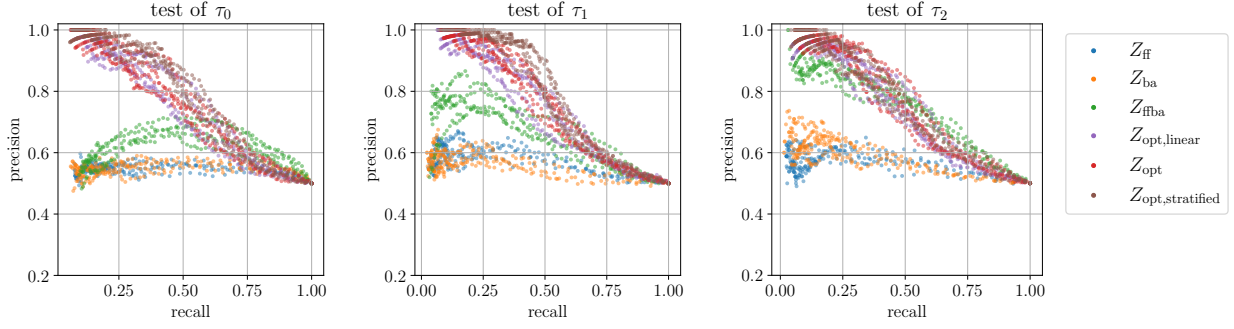


Figure 14 Precision vs. recall (small treatment effect). The precision and recall are calculated from 1,000 pairs of synthetic experiments with dimension 50×7 and $\ell = 2$. The true positive class of τ_j is defined as $\{|\tau_j| = -\frac{0.05}{NT} \sum_{i,t} Y_{it}(-\mathbf{1}_{\ell+1})\}$.

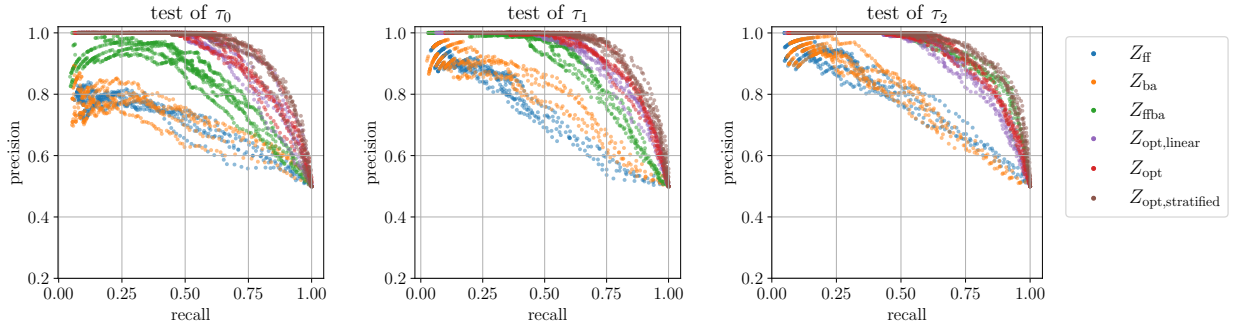
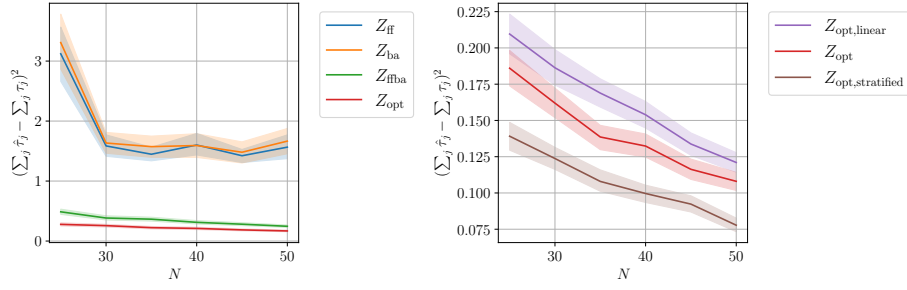
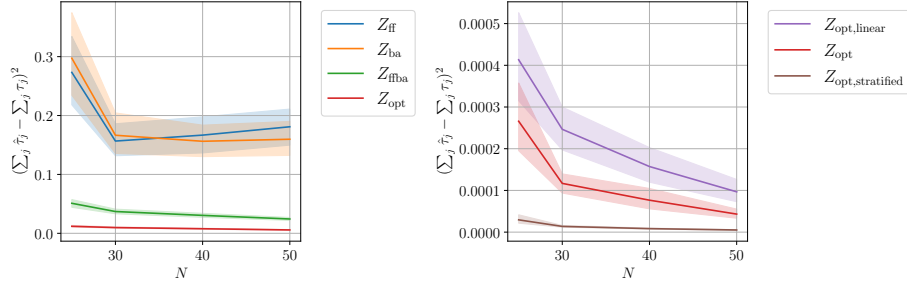


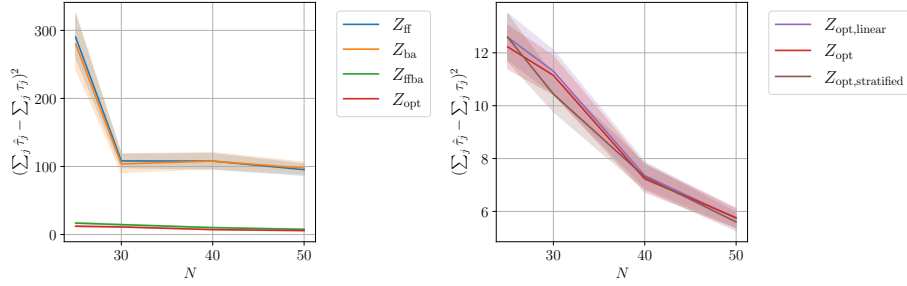
Figure 15 Precision vs. recall (large treatment effect). The precision and recall are calculated from 1,000 pairs of synthetic experiments with dimension 50×7 and $\ell = 2$. The true positive class of τ_j is defined as $\{|\tau_j| = -\frac{0.2}{NT} \sum_{i,t} Y_{it}(-\mathbf{1}_{\ell+1})\}$.



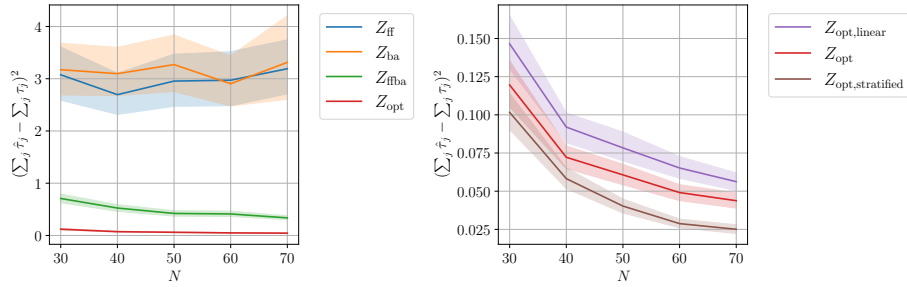
(a) Flu data



(b) Home medical visit data



(c) Grocery data



(d) Loan data

Figure 16 Varying N (estimation error of total treatment effect). These figures compare the total estimation error $(\sum_j \hat{\tau}_j - \sum_j \tau_j)^2$ from GLS using benchmark treatment designs (Z_{ff} , Z_{ba} and Z_{ffba}), our linear staggered design ($Z_{opt,linear}$), our nonlinear staggered design (Z_{opt}) and our nonlinear staggered design with stratification ($Z_{opt,stratified}$). These figures show the mean and 95% confidence band of $(\sum_j \hat{\tau}_j - \sum_j \tau_j)^2$ that are calculated from 2,000 randomly sampled blocks of dimension $N \times T$ with $\ell = 2$ and varying N . For the medical data, T is 10, and the total effect is -10% of the average monthly visit rate. For the grocery data, T is 20, and the total effect is 10% of the average weekly expenditure. For the loan data, T is 20, and the total effect is 10% of the average monthly number of loans issued, but we note that the estimation error does not vary with the value of τ_j for all j .

Appendix E: Proof of Results for Fixed-Sample-Size Experiments

We can combine β_t with θ_t in the potential outcome model (2.1), that is,

$$Y_{it} = \alpha_i + \underbrace{\begin{bmatrix} 1 & \mathbf{X}_i^\top \end{bmatrix}}_{\tilde{\mathbf{X}}_i^\top} \begin{bmatrix} \beta_t \\ \theta_t \end{bmatrix} + \tau_0 z_{it} + \tau_1 z_{i,t-1} + \cdots + \tau_\ell z_{i,t-\ell} + \underbrace{\mathbf{u}_i^\top \mathbf{v}_t + \varepsilon_{it}}_{e_{it}}.$$

Denote $p := d_x + 1$, and then $\tilde{\mathbf{X}}_i \in \mathbb{R}^p$. Denote $\zeta_i = \frac{1}{T} \sum_{t=1}^T z_{it}$ for all i and $\tilde{\omega}_t = \frac{1}{N} \sum_{i=1}^N \tilde{\mathbf{X}}_i z_{it} \in \mathbb{R}^p$ for all t .

We write the potential outcomes from time $\ell + 1$ to T into a vectorized form and then we have

$$\mathbf{y}_{(\ell+1):T} = \begin{bmatrix} \mathbf{z}_{1:(T-\ell)} & \cdots & \mathbf{z}_{\ell:(T-1)} & \mathbf{z}_{(\ell+1):T} \end{bmatrix} \mathbf{\Gamma} \begin{bmatrix} \boldsymbol{\tau} \\ \boldsymbol{\alpha}_{1:(N-p)} \\ \boldsymbol{\beta}_{(\ell+1):T} \\ \boldsymbol{\theta}_{(\ell+1):T} \end{bmatrix} + \mathbf{e}_{(\ell+1):T},$$

where $\hat{\boldsymbol{\tau}} = (\tau_\ell, \dots, \tau_0)$,

$$\mathbf{\Gamma} = \begin{bmatrix} \tilde{\mathbf{I}}_{N-p} & \mathbf{1}_N & \mathbf{X} & & \\ \tilde{\mathbf{I}}_{N-p} & & \mathbf{1}_N & \mathbf{X} & \\ \vdots & & & \ddots & \\ \tilde{\mathbf{I}}_{N-p} & & & & \mathbf{1}_N & \mathbf{X} \end{bmatrix} = \begin{bmatrix} \tilde{\mathbf{I}}_{N-p} & \tilde{\mathbf{X}} & & \\ \tilde{\mathbf{I}}_{N-p} & \tilde{\mathbf{X}} & & \\ \vdots & & \ddots & \\ \tilde{\mathbf{I}}_{N-p} & & & \tilde{\mathbf{X}} \end{bmatrix} \in \mathbb{R}^{(N(T-\ell)) \times (N+(T-\ell-1)p)},$$

$\tilde{\mathbf{I}}_{N-p} = [\mathbf{I}_{N-p} \ \mathbf{0}_{N-p,p}]^\top \in \mathbb{R}^{N \times (N-p)}$, \mathbf{I}_{N-p} is an identity matrix of dimension $(N-p) \times (N-p)$ and $\mathbf{0}_{N-p,p}$ is a matrix of 0. Note that we restrict $\boldsymbol{\alpha}_{(N-p+1):N} = \mathbf{0}$ such that all other α_i and β_t can be uniquely identified.

Let

$$\mathbf{Z}_\ell = [\mathbf{z}_{(\ell+1):T} \ \mathbf{z}_{\ell:(T-1)} \ \cdots \ \mathbf{z}_{1:(T-\ell)}].$$

Then the precision of the estimated $(\hat{\boldsymbol{\tau}}, \hat{\boldsymbol{\alpha}}, \hat{\boldsymbol{\beta}}_{(\ell+1):T}, \hat{\boldsymbol{\theta}}_{(\ell+1):T})$ from (3.1)

$$\text{Var} \left(\begin{bmatrix} \hat{\boldsymbol{\tau}} \\ \hat{\boldsymbol{\alpha}}_{1:(N-p)} \\ \hat{\boldsymbol{\beta}}_{(\ell+1):T} \\ \hat{\boldsymbol{\theta}}_{(\ell+1):T} \end{bmatrix} \right) = \left(\begin{bmatrix} \mathbf{Z}_\ell^\top \\ \mathbf{\Gamma}^\top \end{bmatrix} \cdot \boldsymbol{\Sigma}_e^{-1} \cdot [\mathbf{Z}_\ell \ \mathbf{\Gamma}] \right)^{-1} \quad (\text{E.7})$$

where $\boldsymbol{\Sigma}_e = \text{diag}(\boldsymbol{\Psi}, \boldsymbol{\Psi}, \dots, \boldsymbol{\Psi}) \in \mathbb{R}^{(N(T-\ell)) \times (N(T-\ell))}$ and $\boldsymbol{\Psi} = \mathbf{U} \boldsymbol{\Sigma}_v \mathbf{U}^\top + \sigma_\varepsilon^2 \mathbf{I}_N$ from Assumption 3.1.

From block matrix inversion, we have

$$\text{Prec}(\hat{\boldsymbol{\tau}})^{-1} = \text{Var}(\hat{\boldsymbol{\tau}}) = (\mathbf{Z}_\ell^\top \boldsymbol{\Sigma}_e^{-1} (\boldsymbol{\Sigma}_e - \mathbf{\Gamma} (\mathbf{\Gamma}^\top \boldsymbol{\Sigma}_e^{-1} \mathbf{\Gamma})^{-1} \mathbf{\Gamma}^\top) \boldsymbol{\Sigma}_e^{-1} \mathbf{Z}_\ell)^{-1} \quad (\text{E.8})$$

E.1. Proof of Lemma 3.1

To prove the separable quadratic representation of $\text{Prec}(\hat{\boldsymbol{\tau}})$, we first state and prove a useful lemma.

LEMMA E.1. *Suppose the assumptions in Lemma 3.1 hold and $\sigma_\varepsilon^2 = 1$*

1. *The (j, m) -th entry in $\mathbf{Z}_\ell^\top \boldsymbol{\Sigma}_e \mathbf{Z}_\ell$ equals*

$$\mathbf{Z}_{\ell,j}^\top \boldsymbol{\Sigma}_e^{-1} \mathbf{Z}_{\ell,m} = \sum_{t=1}^{T-\ell} \mathbf{z}_{j-1+t}^\top (\mathbf{I}_N - \mathbf{U}(\mathbf{I}_k + \mathbf{U}^\top \mathbf{U})^{-1} \mathbf{U}^\top) \mathbf{z}_{m-1+t}$$

2. The (j, m) -th entry in $\mathbf{Z}_\ell^\top \Sigma_e^{-1} \Gamma \cdot (\Gamma^\top \Sigma_e^{-1} \Gamma)^{-1} \cdot \Gamma^\top \Sigma_e^{-1} \mathbf{Z}_\ell$ equals

$$\begin{aligned} & \mathbf{Z}_{\ell,j}^\top \Sigma_e^{-1} \Gamma \cdot (\Gamma^\top \Sigma_e^{-1} \Gamma)^{-1} \cdot \Gamma^\top \Sigma_e^{-1} \mathbf{Z}_{\ell,m} \\ = & N \sum_{t=j}^{T-\ell+j-1} \tilde{\omega}_t^\top \tilde{\omega}_{t+m-j} - \frac{N}{T-\ell} \left(\sum_{t=j}^{T-\ell+j-1} \tilde{\omega}_t^\top \right) \left(\sum_{t=m}^{T-\ell+m-1} \tilde{\omega}_t \right) + (T-\ell)(\zeta^{(j)})^\top (\mathbf{I}_N - \mathbf{U}(\mathbf{I}_k + \mathbf{U}^\top \mathbf{U})^{-1} \mathbf{U}^\top) \zeta^{(m)} \end{aligned}$$

where $\tilde{\omega}_t = \frac{1}{N} \sum_{i=1}^N \tilde{\mathbf{X}}_i z_{it} \in \mathbb{R}^p$ and $\zeta^{(j)} = \frac{1}{T-\ell} \sum_{t=j}^{T-\ell+j-1} \mathbf{z}_t \in \mathbb{R}^N$.

Proof of Lemma E.1 1. Since $\Sigma_e = \text{diag}(\Psi, \Psi, \dots, \Psi) \in \mathbb{R}^{(N(T-\ell)) \times (N(T-\ell))}$ and $\Psi = \mathbf{U} \Sigma_v \mathbf{U}^\top + \mathbf{I}_N$ following the assumption that $\Sigma_v = \sigma_\varepsilon^2 \cdot \mathbf{I}_k$ and $\sigma_\varepsilon^2 = 1$, we have

$$\Psi^{-1} = \frac{1}{\sigma_\varepsilon^2} (\mathbf{I}_N + \mathbf{U} \mathbf{U}^\top)^{-1} = (\mathbf{I}_N - \mathbf{U}(\mathbf{I}_k + \mathbf{U}^\top \mathbf{U})^{-1} \mathbf{U}^\top) \in \mathbb{R}^{N \times N}.$$

Then

$$\mathbf{Z}_{\ell,j}^\top \Sigma_e \mathbf{Z}_{\ell,m} = \sum_{t=1}^{T-\ell} \mathbf{z}_{j-1+t}^\top \Psi \mathbf{z}_{m-1+t}.$$

2. Next we show the (j, m) -th entry in $\mathbf{Z}_\ell^\top \Sigma_e^{-1} \Gamma \cdot (\Gamma^\top \Sigma_e^{-1} \Gamma)^{-1} \cdot \Gamma^\top \Sigma_e^{-1} \mathbf{Z}_\ell$. This consists of the following three steps

(a) $\mathbf{Z}_\ell^\top \Sigma_e^{-1} \Gamma$ has

$$\mathbf{Z}_{\ell,j}^\top \Sigma_e^{-1} \Gamma = \mathbf{Z}_{\ell,j}^\top \begin{bmatrix} \Psi \tilde{\mathbf{I}}_{N-p} & \Psi \tilde{\mathbf{X}} & & \\ \Psi \tilde{\mathbf{I}}_{N-p} & \Psi \tilde{\mathbf{X}} & & \\ \vdots & & \ddots & \\ \Psi \tilde{\mathbf{I}}_{N-p} & & & \Psi \tilde{\mathbf{X}} \end{bmatrix} = [\sum_{t=1}^{T-\ell} \mathbf{z}_{j-1+t}^\top \Psi \tilde{\mathbf{I}}_{N-p}, \mathbf{z}_j^\top \Psi \tilde{\mathbf{X}}, \dots, \mathbf{z}_{T-\ell+j-1}^\top \Psi \tilde{\mathbf{X}}] = [(\phi^{(j)})^\top, (\iota^{(j)})^\top],$$

where $(\phi^{(j)})^\top = \sum_{t=1}^{T-\ell} \mathbf{z}_{j-1+t}^\top \Psi \tilde{\mathbf{I}}_{N-p} = (\sum_{t=1}^{T-\ell} \mathbf{z}_{j-1+t})^\top \Psi \tilde{\mathbf{I}}_{N-p}$ and $(\iota^{(j)})^\top = [\mathbf{z}_j^\top \Psi \tilde{\mathbf{X}}, \dots, \mathbf{z}_{T-\ell+j-1}^\top \Psi \tilde{\mathbf{X}}]$.

Since $\zeta^{(j)} = \frac{1}{T-\ell} \sum_{t=j}^{T-\ell+j-1} \mathbf{z}_t \in \mathbb{R}^N$, we have

$$\phi^{(j)} = T(\zeta^{(j)})^\top \Psi \tilde{\mathbf{I}}_{N-p}.$$

Note that \mathbf{U} and $\tilde{\mathbf{X}}$ are orthogonal (from the assumptions in Lemma 3.1), we have

$$\Psi \tilde{\mathbf{X}} = \tilde{\mathbf{X}} \quad \text{and} \quad \tilde{\mathbf{X}}^\top \Psi \tilde{\mathbf{X}} = N \cdot \mathbf{I}_p \quad (\text{E.9})$$

Then

$$(\iota^{(j)})^\top = [\mathbf{z}_j^\top \tilde{\mathbf{X}}, \dots, \mathbf{z}_{T-\ell+j-1}^\top \tilde{\mathbf{X}}] = [N \tilde{\omega}_j^\top, \dots, N \tilde{\omega}_{T-\ell+j-1}^\top] = N \tilde{\omega}_{j:j_\ell}^\top \in \mathbb{R}^{(T-\ell)p},$$

where $\tilde{\omega}_t = \frac{1}{N} \sum_{i=1}^N \tilde{\mathbf{X}}_i z_{it} \in \mathbb{R}^p$, and $\tilde{\omega}_{j:j_\ell}^\top$ is defined as $[\tilde{\omega}_j^\top, \dots, \tilde{\omega}_{T-\ell+j-1}^\top]$.

In summary,

$$\mathbf{Z}_{\ell,j}^\top \Sigma_e^{-1} \Gamma = [T(\zeta^{(j)})^\top \Psi \tilde{\mathbf{I}}_{N-p}, N \tilde{\omega}_{j:j_\ell}^\top].$$

(b) Using block matrix inverse, we decompose $(\mathbf{\Gamma}^\top \mathbf{\Sigma}_e^{-1} \mathbf{\Gamma})^{-1}$ as

$$(\mathbf{\Gamma}^\top \mathbf{\Sigma}_e \mathbf{\Gamma})^{-1} = \begin{bmatrix} \mathbf{\Xi}_{11} & \mathbf{\Xi}_{12} \\ \mathbf{\Xi}_{21} & \mathbf{\Xi}_{22} \end{bmatrix} = \begin{bmatrix} \mathbf{M} & -\mathbf{M}\tilde{\mathbf{M}} \\ -\tilde{\mathbf{M}}^\top \mathbf{M} & \tilde{\mathbf{M}} + \tilde{\mathbf{M}}^\top \mathbf{M}\tilde{\mathbf{M}} \end{bmatrix} \in \mathbb{R}^{(N+(T-\ell-1)p) \times (N+(T-\ell-1)p)},$$

where $\mathbf{\Xi}_{11} = \mathbf{M}$, $\mathbf{\Xi}_{12} = -\mathbf{M}\tilde{\mathbf{M}}$, $\mathbf{\Xi}_{21} = -\tilde{\mathbf{M}}^\top \mathbf{M}$, $\mathbf{\Xi}_{22} = \tilde{\mathbf{M}} + \tilde{\mathbf{M}}^\top \mathbf{M}\tilde{\mathbf{M}}$ with

$$\begin{aligned} \mathbf{M} &= \frac{1}{T-\ell} \left(\tilde{\mathbf{I}}_{N-p}^\top \mathbf{\Psi} \tilde{\mathbf{I}}_{N-p} - \tilde{\mathbf{I}}_{N-p}^\top \mathbf{\Psi} \tilde{\mathbf{X}} (\tilde{\mathbf{X}}^\top \mathbf{\Psi} \tilde{\mathbf{X}})^{-1} \tilde{\mathbf{X}}^\top \mathbf{\Psi} \tilde{\mathbf{I}}_{N-p} \right)^{-1} = \frac{1}{T-\ell} \left(\tilde{\mathbf{I}}_{N-p}^\top \mathbf{\Psi} \tilde{\mathbf{I}}_{N-p} - \frac{1}{N} \tilde{\mathbf{X}} \tilde{\mathbf{X}}^\top \right)^{-1} \in \mathbb{R}^{(N-p) \times (N-p)} \\ \tilde{\mathbf{M}} &= [\tilde{\mathbf{I}}_{N-p}^\top \mathbf{\Psi} \tilde{\mathbf{X}} (\tilde{\mathbf{X}}^\top \mathbf{\Psi} \tilde{\mathbf{X}})^{-1}, \dots, \tilde{\mathbf{I}}_{N-p}^\top \mathbf{\Psi} \tilde{\mathbf{X}} (\tilde{\mathbf{X}}^\top \mathbf{\Psi} \tilde{\mathbf{X}})^{-1}] = [\frac{1}{N} \tilde{\mathbf{X}} \dots \frac{1}{N} \tilde{\mathbf{X}}] \in \mathbb{R}^{(N-p) \times ((T-\ell)p)} \\ \bar{\mathbf{M}} &= \text{diag}((\tilde{\mathbf{X}}^\top \mathbf{\Psi} \tilde{\mathbf{X}})^{-1}, (\tilde{\mathbf{X}}^\top \mathbf{\Psi} \tilde{\mathbf{X}})^{-1}, \dots, (\tilde{\mathbf{X}}^\top \mathbf{\Psi} \tilde{\mathbf{X}})^{-1}) = \frac{1}{N} \mathbf{I}_{((T-\ell)p)} \in \mathbb{R}^{((T-\ell)p) \times ((T-\ell)p)} \end{aligned}$$

and we use (E.9) in the simplification.

We can further simplify \mathbf{M} using Woodbury matrix identity

$$\mathbf{M} = \frac{1}{T-\ell} \left[\left(\tilde{\mathbf{I}}_{N-p}^\top \mathbf{\Psi} \tilde{\mathbf{I}}_{N-p} \right)^{-1} + \left(\tilde{\mathbf{I}}_{N-p}^\top \mathbf{\Psi} \tilde{\mathbf{I}}_{N-p} \right)^{-1} \tilde{\mathbf{X}} \left(N - \tilde{\mathbf{X}}^\top \left(\tilde{\mathbf{I}}_{N-p}^\top \mathbf{\Psi} \tilde{\mathbf{I}}_{N-p} \right)^{-1} \tilde{\mathbf{X}} \right)^{-1} \tilde{\mathbf{X}}^\top \left(\tilde{\mathbf{I}}_{N-p}^\top \mathbf{\Psi} \tilde{\mathbf{I}}_{N-p} \right)^{-1} \right]$$

where

$$\left(\tilde{\mathbf{I}}_{N-p}^\top \mathbf{\Psi} \tilde{\mathbf{I}}_{N-p} \right)^{-1} = (\mathbf{I}_{N-p} - \mathbf{U}_{(1)} (\mathbf{I}_k + \mathbf{U}^\top \mathbf{U})^{-1} \mathbf{U}_{(1)}^\top)^{-1} = \mathbf{I}_{N-p} + \mathbf{U}_{(1)} (\mathbf{I}_k + \mathbf{U}_{(2)}^\top \mathbf{U}_{(2)})^{-1} \mathbf{U}_{(1)}^\top,$$

$\mathbf{U}_{(1)} = [\mathbf{u}_1 \ \mathbf{u}_2 \ \dots \ \mathbf{u}_{N-p}]^\top \in \mathbb{R}^{(N-p) \times k}$ and $\mathbf{U}_{(2)} = [\mathbf{u}_{N-p+1} \ \dots \ \mathbf{u}_N]^\top \in \mathbb{R}^{p \times k}$ (note that $\mathbf{U} = [\mathbf{U}_{(1)}^\top \ \mathbf{U}_{(2)}^\top]^\top$).

(c) We combine steps (a) and (b) to calculate $\mathbf{Z}_{\ell,j}^\top \mathbf{\Sigma}_e^{-1} \mathbf{\Gamma} (\mathbf{\Gamma}^\top \mathbf{\Sigma}_e^{-1} \mathbf{\Gamma})^{-1} \mathbf{\Gamma}^\top \mathbf{\Sigma}_e^{-1} \mathbf{Z}_{\ell,m}$ for $1 \leq j, m \leq \ell + 1$.

From step (a), it is equivalent to calculating each term in

$$[(\phi^{(j)})^\top \ (\iota^{(j)})^\top] \begin{bmatrix} \mathbf{\Xi}_{11} & \mathbf{\Xi}_{12} \\ \mathbf{\Xi}_{21} & \mathbf{\Xi}_{22} \end{bmatrix} \begin{bmatrix} \phi^{(m)} \\ \iota^{(m)} \end{bmatrix} = (\phi^{(j)})^\top \mathbf{\Xi}_{11} \phi^{(m)} + (\phi^{(j)})^\top \mathbf{\Xi}_{12} \iota^{(m)} + (\iota^{(j)})^\top \mathbf{\Xi}_{21} \phi^{(m)} + (\iota^{(j)})^\top \mathbf{\Xi}_{22} \iota^{(m)}$$

Each term has

$$\begin{aligned} (\phi^{(j)})^\top \mathbf{\Xi}_{11} \phi^{(m)} &= (T-\ell)^2 (\zeta^{(j)})^\top \mathbf{\Psi} \tilde{\mathbf{I}}_{N-p} \mathbf{M} \tilde{\mathbf{I}}_{N-p}^\top \mathbf{\Psi} \zeta^{(m)} \\ (\phi^{(j)})^\top \mathbf{\Xi}_{12} \iota^{(m)} &= -N(T-\ell) (\zeta^{(j)})^\top \mathbf{\Psi} \tilde{\mathbf{I}}_{N-p} \mathbf{M} \tilde{\mathbf{M}} \tilde{\omega}_{m:m_\ell} = -(T-\ell) (\zeta^{(j)})^\top \mathbf{\Psi} \tilde{\mathbf{I}}_{N-p} \mathbf{M} \tilde{\mathbf{X}} \left(\sum_{t=m}^{T-\ell+m-1} \tilde{\omega}_{m-1+t} \right) \\ (\iota^{(j)})^\top \mathbf{\Xi}_{21} \phi^{(m)} &= -N(T-\ell) \tilde{\omega}_{j:j_\ell}^\top \tilde{\mathbf{M}}^\top \mathbf{M} \mathbf{\Psi} \tilde{\mathbf{I}}_{N-p} \zeta^{(m)} = -(T-\ell) \left(\sum_{t=j}^{T-\ell+j-1} \tilde{\omega}_t \right) \tilde{\mathbf{X}}^\top \mathbf{M} \mathbf{\Psi} \tilde{\mathbf{I}}_{N-p}^\top \zeta^{(m)} \\ (\iota^{(j)})^\top \mathbf{\Xi}_{22} \iota^{(m)} &= N \sum_{t=j}^{T-\ell+j-1} \tilde{\omega}_t^\top \tilde{\omega}_{t+m-j} + \left(\sum_{t=j}^{T-\ell+j-1} \tilde{\omega}_t^\top \right) \tilde{\mathbf{X}}^\top \mathbf{M} \tilde{\mathbf{X}} \left(\sum_{t=m}^{T-\ell+m-1} \tilde{\omega}_t \right) \end{aligned}$$

where we use $\zeta^{(j)} = \frac{1}{T-\ell} \sum_{t=j}^{T-\ell+j-1} \mathbf{z}_t$ and $\tilde{\omega}_{j:j_\ell} = [\tilde{\omega}_j^\top \dots \tilde{\omega}_{T-\ell+j-1}^\top]^\top$.

Let $\tilde{\mathbf{X}}_{(1)} := [\tilde{\mathbf{X}}_1 \ \tilde{\mathbf{X}}_2 \ \dots \ \tilde{\mathbf{X}}_{N-p}]^\top \in \mathbb{R}^{(N-p) \times p}$ and $\tilde{\mathbf{X}}_{(2)} := [\tilde{\mathbf{X}}_{N-p+1} \ \dots \ \tilde{\mathbf{X}}_N]^\top \in \mathbb{R}^{p \times p}$ (note $\tilde{\mathbf{X}} = [\tilde{\mathbf{X}}_{(1)}^\top \ \tilde{\mathbf{X}}_{(2)}^\top]^\top$). We can simplify $(\phi^{(j)})^\top \mathbf{\Xi}_{11} \phi^{(m)}$, $(\phi^{(j)})^\top \mathbf{\Xi}_{12} \iota^{(m)}$, $(\iota^{(j)})^\top \mathbf{\Xi}_{21} \phi^{(m)}$ and $(\iota^{(j)})^\top \mathbf{\Xi}_{22} \iota^{(m)}$ by calculating the following terms

$$\tilde{\mathbf{I}}_{N-p} (\tilde{\mathbf{I}}_{N-p}^\top \mathbf{\Psi} \tilde{\mathbf{I}}_{N-p})^{-1} \tilde{\mathbf{I}}_{N-p}^\top = \begin{bmatrix} \mathbf{I}_{N-p} + \mathbf{U}_{(1)} (\mathbf{I}_k + \mathbf{U}_{(2)}^\top \mathbf{U}_{(2)})^{-1} \mathbf{U}_{(1)}^\top & \mathbf{0} \\ \mathbf{0}^\top & \mathbf{0} \end{bmatrix} \in \mathbb{R}^{N \times N}$$

and

$$\begin{aligned}\Omega &:= \Psi \tilde{\mathbf{I}}_{N-p} (\tilde{\mathbf{I}}_{N-p}^\top \Psi \tilde{\mathbf{I}}_{N-p})^{-1} \tilde{\mathbf{I}}_{N-p}^\top \Psi \\ &= \begin{bmatrix} \mathbf{I}_{N-p} & \mathbf{0} \\ -\mathbf{U}_{(2)}(\mathbf{I}_k + \mathbf{U}_{(2)}^\top \mathbf{U}_{(2)})^{-1} \mathbf{U}_{(1)}^\top & \mathbf{0} \end{bmatrix} \Psi \\ &= \begin{bmatrix} \mathbf{I}_{N-p} - \mathbf{U}_{(1)}(\mathbf{I}_k + \mathbf{U}^\top \mathbf{U})^{-1} \mathbf{U}_{(1)}^\top & -\mathbf{U}_{(1)}(\mathbf{I}_k + \mathbf{U}^\top \mathbf{U})^{-1} \mathbf{U}_{(2)}^\top \\ -\mathbf{U}_{(2)}(\mathbf{I}_k + \mathbf{U}^\top \mathbf{U})^{-1} \mathbf{U}_{(1)}^\top & \mathbf{U}_{(2)}(\mathbf{I}_k + \mathbf{U}_{(2)}^\top \mathbf{U}_{(2)})^{-1} \mathbf{U}_{(1)}^\top \mathbf{U}_{(1)}(\mathbf{I}_k + \mathbf{U}^\top \mathbf{U})^{-1} \mathbf{U}_{(2)}^\top \end{bmatrix} \in \mathbb{R}^{N \times N}\end{aligned}$$

and

$$\begin{aligned}(\tilde{\mathbf{I}}_{N-p}^\top \Psi \tilde{\mathbf{I}}_{N-p})^{-1} \tilde{\mathbf{X}}_{(1)} &= \tilde{\mathbf{X}}_{(1)} - \mathbf{U}_{(1)}(\mathbf{I}_k + \mathbf{U}_{(2)}^\top \mathbf{U}_{(2)})^{-1} \mathbf{U}_{(2)}^\top \tilde{\mathbf{X}}_{(2)} \in \mathbb{R}^{(N-p) \times p} \\ \tilde{\mathbf{I}}_{N-p} (\tilde{\mathbf{I}}_{N-p}^\top \Psi \tilde{\mathbf{I}}_{N-p})^{-1} \tilde{\mathbf{X}}_{(1)} &= \begin{bmatrix} \tilde{\mathbf{X}}_{(1)} - \mathbf{U}_{(1)}(\mathbf{I}_k + \mathbf{U}_{(2)}^\top \mathbf{U}_{(2)})^{-1} \mathbf{U}_{(2)}^\top \tilde{\mathbf{X}}_{(2)} \\ \mathbf{0} \end{bmatrix} \in \mathbb{R}^{N \times p}\end{aligned}$$

and

$$\begin{aligned}\delta &:= \tilde{\mathbf{X}}_{(1)}^\top (\tilde{\mathbf{I}}_{N-p}^\top \Psi \tilde{\mathbf{I}}_{N-p})^{-1} \tilde{\mathbf{X}}_{(1)} = N \mathbf{I}_p - (\tilde{\mathbf{X}}_{(2)}^\top \tilde{\mathbf{X}}_{(2)} - \tilde{\mathbf{X}}_{(2)}^\top \mathbf{U}_{(2)}(\mathbf{I}_k + \mathbf{U}_{(2)}^\top \mathbf{U}_{(2)})^{-1} \mathbf{U}_{(2)}^\top \tilde{\mathbf{X}}_{(2)}) \in \mathbb{R}^{p \times p} \\ \gamma &:= \Psi \tilde{\mathbf{I}}_{N-p} (\tilde{\mathbf{I}}_{N-p}^\top \Psi \tilde{\mathbf{I}}_{N-p})^{-1} \tilde{\mathbf{X}}_{(1)} = \begin{bmatrix} \tilde{\mathbf{X}}_{(1)} \\ \mathbf{U}_{(2)}(\mathbf{I}_k + \mathbf{U}_{(2)}^\top \mathbf{U}_{(2)})^{-1} \mathbf{U}_{(2)}^\top \tilde{\mathbf{X}}_{(2)} \end{bmatrix} \in \mathbb{R}^{N \times p}.\end{aligned}$$

From the definition of $\zeta_i^{(j)}$ and ω_t , we have $(T-\ell) \sum_{i=1}^N \zeta_i^{(j)} = N \sum_{t=j}^{T-\ell-1+j} \omega_t$ for $j = 1, 2, \dots, \ell+1$ and $\sum_{i=1}^{N-1} \zeta_i^{(j)} = \frac{N}{T-\ell} \sum_{t=j}^{T-\ell-1+j} \omega_t - \zeta_N^{(j)}$. More generally, we have $(T-\ell) \sum_{i=1}^N \tilde{\mathbf{X}}_i \zeta_i^{(j)} = N \sum_{t=j}^{T-\ell-1+j} \tilde{\omega}_t$. Using these properties,

$$\begin{aligned}(\phi^{(j)})^\top \Xi_{11} \phi^{(m)} &= (T-\ell)(\zeta^{(j)})^\top (\Omega + \gamma(N\mathbf{I}_p - \delta)^{-1} \gamma^\top) \zeta^{(m)} \\ (\phi^{(j)})^\top \Xi_{12} \iota^{(m)} &= -(T-\ell)(\zeta^{(j)})^\top (\gamma(N\mathbf{I}_p - \delta)^{-1} \tilde{\mathbf{X}}^\top) \zeta^{(m)} \\ (\iota^{(j)})^\top \Xi_{21} \phi^{(m)} &= -(T-\ell)(\zeta^{(j)})^\top (\tilde{\mathbf{X}}(N\mathbf{I}_p - \delta)^{-1} \gamma^\top) \zeta^{(m)} \\ (\iota^{(j)})^\top \Xi_{22} \iota^{(m)} &= N \sum_{t=j}^{T-\ell+j-1} \tilde{\omega}_t^\top \tilde{\omega}_{t+m-j} + (T-\ell)(\zeta^{(j)})^\top (\tilde{\mathbf{X}}(N\mathbf{I}_p - \delta)^{-1} \tilde{\mathbf{X}}^\top) \zeta^{(m)} - \frac{N}{T-\ell} \left(\sum_{t=j}^{T-\ell+j-1} \tilde{\omega}_t^\top \right) \left(\sum_{t=m}^{T-\ell+m-1} \tilde{\omega}_t \right)\end{aligned}$$

We sum these four terms together and obtain

$$N \sum_{t=j}^{T-\ell+j-1} \tilde{\omega}_t^\top \tilde{\omega}_{t+m-j} - \frac{N}{T-\ell} \left(\sum_{t=j}^{T-\ell+j-1} \tilde{\omega}_t^\top \right) \left(\sum_{t=m}^{T-\ell+m-1} \tilde{\omega}_t \right) + (T-\ell)(\zeta^{(j)})^\top (\Omega + (\gamma - \tilde{\mathbf{X}})(N\mathbf{I}_p - \delta)^{-1} (\gamma - \tilde{\mathbf{X}})^\top) \zeta^{(m)}.$$

with

$$\begin{aligned}\Omega &+ (\gamma - \tilde{\mathbf{X}})(N\mathbf{I}_p - \delta)^{-1} (\gamma - \tilde{\mathbf{X}}) \\ &= \Omega + \begin{bmatrix} \mathbf{0} \\ \mathbf{0}^\top \mathbf{I}_p - \mathbf{U}_{(2)}(\mathbf{I}_k + \mathbf{U}_{(2)}^\top \mathbf{U}_{(2)})^{-1} \mathbf{U}_{(2)}^\top \end{bmatrix} \\ &= \mathbf{I}_N - \mathbf{U}(\mathbf{I}_k + \mathbf{U}^\top \mathbf{U})^{-1} \mathbf{U}^\top,\end{aligned}$$

following $\mathbf{U}^\top \mathbf{U} = \mathbf{U}_{(1)}^\top \mathbf{U}_{(1)} + \mathbf{U}_{(2)}^\top \mathbf{U}_{(2)}$ and

$$\begin{aligned}&\mathbf{U}_{(2)}(\mathbf{I}_k + \mathbf{U}_{(2)}^\top \mathbf{U}_{(2)})^{-1} \mathbf{U}_{(1)}^\top \mathbf{U}_{(1)}(\mathbf{I}_k + \mathbf{U}^\top \mathbf{U})^{-1} \mathbf{U}_{(2)}^\top - \mathbf{U}_{(2)}(\mathbf{I}_k + \mathbf{U}_{(2)}^\top \mathbf{U}_{(2)})^{-1} \mathbf{U}_{(2)}^\top \\ &= \mathbf{U}_{(2)}(\mathbf{I}_k + \mathbf{U}_{(2)}^\top \mathbf{U}_{(2)})^{-1} (\mathbf{U}_{(1)}^\top \mathbf{U}_{(1)} - \mathbf{I}_k - \mathbf{U}^\top \mathbf{U})(\mathbf{I}_k + \mathbf{U}^\top \mathbf{U})^{-1} \mathbf{U}_{(2)}^\top \\ &= -\mathbf{U}_{(2)}(\mathbf{I}_k + \mathbf{U}^\top \mathbf{U})^{-1} \mathbf{U}_{(2)}^\top.\end{aligned}$$

In summary $\mathbf{Z}_{\ell,j}^\top \Sigma_e^{-1} \Gamma (\Gamma^\top \Sigma_e^{-1} \Gamma)^{-1} \Gamma^\top \Sigma_e^{-1} \mathbf{Z}_{\ell,m}$ equals

$$N \sum_{t=j}^{T-\ell+j-1} \tilde{\omega}_t^\top \tilde{\omega}_{t+m-j} - \frac{N}{T-\ell} \left(\sum_{t=j}^{T-\ell+j-1} \tilde{\omega}_t^\top \right) \left(\sum_{t=m}^{T-\ell+m-1} \tilde{\omega}_t \right) + (T-\ell)(\zeta^{(j)})^\top (I_N - \mathbf{U}(\mathbf{I}_k + \mathbf{U}^\top \mathbf{U})^{-1} \mathbf{U}^\top) \zeta^{(m)}.$$

□

Proof of Lemma 3.1 and Equation (A.4) From Lemma E.1, when $\sigma_\varepsilon^2 = 1$, the (j, m) -th entry in $\text{Prec}(\hat{\tau})$ is $\mathbf{Z}_\ell^\top \Sigma_e^{-1} (\Sigma_e - \Gamma (\Gamma^\top \Sigma_e^{-1} \Gamma)^{-1} \Gamma^\top) \Sigma_e^{-1} \mathbf{Z}_\ell$ and equals

$$\begin{aligned} & \mathbf{Z}_{\ell,j}^\top \Sigma_e^{-1} \mathbf{Z}_{\ell,m} - \mathbf{Z}_{\ell,j}^\top \Sigma_e^{-1} \Gamma (\Gamma^\top \Sigma_e^{-1} \Gamma)^{-1} \Gamma^\top \Sigma_e^{-1} \mathbf{Z}_{\ell,m} \\ &= \sum_{t=j}^{T-\ell+j-1} \mathbf{z}_{j-1+t}^\top (\mathbf{I}_N - \mathbf{U}(\mathbf{I}_k + \mathbf{U}^\top \mathbf{U})^{-1} \mathbf{U}^\top) \mathbf{z}_{m-1+t} \\ & \quad - N \sum_{t=j}^{T-\ell+j-1} \tilde{\omega}_t^\top \tilde{\omega}_{t+m-j} + \frac{N}{T-\ell} \left(\sum_{t=j}^{T-\ell+j-1} \tilde{\omega}_t^\top \right) \left(\sum_{t=m}^{T-\ell+m-1} \tilde{\omega}_t \right) - (T-\ell)(\zeta^{(j)})^\top (I_N - \mathbf{U}(\mathbf{I}_k + \mathbf{U}^\top \mathbf{U})^{-1} \mathbf{U}^\top) \zeta^{(m)} \\ &= \underbrace{\sum_{t=j}^{T-\ell+j-1} \mathbf{z}_{j-1+t}^\top \mathbf{z}_{m-1+t} - \left[(T-\ell)(\zeta^{(j)})^\top \zeta^{(m)} - \frac{N}{T-\ell} \left(\sum_{t=j}^{T-\ell+j-1} \omega_t \right) \left(\sum_{t=m}^{T-\ell+m-1} \omega_t \right) + N \sum_{t=j}^{T-\ell+j-1} \omega_t \omega_{t+m-j} \right]}_{:=a(j,m)} \\ & \quad + N \cdot \underbrace{\sum_{q=1}^{d_x} \left[- \sum_{t=j}^{T-\ell+j-1} \omega_t^{x_q} \omega_{t+m-j}^{x_q} + \frac{1}{T-\ell} \left(\sum_{t=j}^{T-\ell+j-1} \omega_t^{x_q} \right) \left(\sum_{t=m}^{T-\ell+m-1} \omega_t^{x_q} \right) \right]}_{:=b(j,m)} \\ & \quad + \underbrace{(T-\ell)(\zeta^{(j)})^\top \mathbf{U}(\mathbf{I}_k + \mathbf{U}^\top \mathbf{U})^{-1} \mathbf{U}^\top \zeta^{(m)} - \sum_{t=j}^{T-\ell+j-1} \mathbf{z}_t^\top \mathbf{U}(\mathbf{I}_k + \mathbf{U}^\top \mathbf{U})^{-1} \mathbf{U}^\top \mathbf{z}_{t+m-j}}_{:=c(j,m)}, \end{aligned}$$

where $\omega_t = \frac{1}{N} \sum_{i=1}^N z_{it}$ and $\omega_t^{x_q} = \frac{1}{N} \sum_{i=1}^N X_{iq} z_{it}$ for $q = 1, \dots, d_x$.

When there are no covariates, we only have the term $a(j, m)$. We can write $\sum_{t=j}^{T-\ell+j-1} \mathbf{z}_{j-1+t}^\top \mathbf{z}_{m-1+t}$ and $(\zeta^{(j)})^\top \zeta^{(m)}$ in $a(j, m)$ in terms of $\omega_1, \dots, \omega_T$.

First, for the term $\sum_{t=j}^{T-\ell+j-1} \mathbf{z}_{j-1+t}^\top \mathbf{z}_{m-1+t}$ and $(\zeta^{(j)})^\top \zeta^{(m)}$, if $j = m$, then $\sum_{t=j}^{T-\ell+j-1} \mathbf{z}_{j-1+t}^\top \mathbf{z}_{j-1+t} = N(T-\ell)$. if $j \neq m$, suppose $j < m$, then we have

$$\sum_{t=j}^{T-\ell+j-1} \mathbf{z}_{j-1+t}^\top \mathbf{z}_{m-1+t} = N \left[(T-\ell) + \sum_{t=j}^{m-1} (\omega_t - \omega_{T-\ell+t}) \right].$$

Second, let us write $(\zeta^{(j)})^\top \zeta^{(m)}$ in terms of $\omega_1, \dots, \omega_T$. Recall the definition $\zeta_i^{(j)} = \frac{1}{T-\ell} \sum_{t=j}^{T-\ell-1+j} z_{1t}$, there are $T+1$ different values that $\zeta_i^{(j)} \zeta_i^{(m)}$ can take, denoted as $v_0^{(j,m)}, v_1^{(j,m)}, \dots, v_T^{(j,m)}$, where $v_t^{(j,m)}$ denotes the value of $\zeta_i^{(j)} \zeta_i^{(m)}$ when unit i starts to get the treatment at time period $T+1-t$ (and $v_0^{(j,m)}$ represents the value of $\zeta_i^{(j)} \zeta_i^{(m)}$ when unit i stays in the control group for all time periods). Without loss of generality, we assume $j \leq m$ and have

$$v_t^{(j,m)} = \begin{cases} 1 & t \leq \ell+1-m \\ -\left(-1 + \frac{2(t-1-\ell+m)}{T-\ell}\right) & \ell+1-m < t \leq \ell+1-j \\ \left(-1 + \frac{2(t-1-\ell+m)}{T-\ell}\right) \left(-1 + \frac{2(t-1-\ell+j)}{T-\ell}\right) & \ell+1-j < t \leq T+1-k \\ \left(-1 + \frac{2(t-1-\ell+j)}{T-\ell}\right) & T+1-m < t \leq T+1-j \\ 1 & T+1-j < t \end{cases}$$

Given ω_t , there are $\frac{N(1+\omega_1)}{2}, \frac{N(1+\omega_2)}{2}, \dots, \frac{N(1+\omega_T)}{2}$ treated units in time period $1, 2, \dots, T$. It is equivalent to having $\frac{N(1+\omega_1)}{2}, \frac{N(\omega_2-\omega_1)}{2}, \dots, \frac{N(\omega_T-\omega_{T-1})}{2}$ untreated units to start the treatment in time period $1, 2, \dots, T$ and leaving $\frac{N(1-\omega_T)}{2}$ units in the control group in the end.

$$\begin{aligned} (\zeta^{(j)})^\top \zeta^{(m)} &= \sum_{i=1}^N \zeta_i^{(j)} \zeta_i^{(m)} = N \left[\frac{1+\omega_1}{2} \cdot v_T^{(j,m)} + \frac{\omega_2-\omega_1}{2} v_{T-1}^{(j,m)} + \dots + \frac{1-\omega_T}{2} \cdot v_0^{(j,m)} \right] \\ &= N \left[1 + \frac{v_T^{(j,m)} - v_{T-1}^{(j,m)}}{2} \omega_1 + \frac{v_{T-1}^{(j,m)} - v_{T-2}^{(j,m)}}{2} \omega_2 + \dots + \frac{v_1^{(j,m)} - v_0^{(j,m)}}{2} \omega_T \right], \end{aligned}$$

following $v_0^{(j,m)} = v_T^{(j,m)} = 1$.

We plug the expression of $\sum_{t=j}^{T-\ell+j-1} \mathbf{z}_{j-1+t}^\top \mathbf{z}_{m-1+t}$ and $(\zeta^{(j)})^\top \zeta^{(m)}$ into $a^{(j,m)}$ and multiply $a^{(j,m)}$ by $1/\sigma_\varepsilon^2$ to account for $\sigma_\varepsilon^2 \neq 1$, then we obtain Equation (A.4).

To show Lemma 3.1, we plug the expression of $\sum_{t=j}^{T-\ell+j-1} \mathbf{z}_{j-1+t}^\top \mathbf{z}_{j-1+t}$ and $(\zeta^{(j)})^\top \zeta^{(j)}$ into $a^{(j,j)}$, and multiply $a^{(j,j)}$, $b^{(j,j)}$ and $c^{(j,j)}$ by $1/\sigma_\varepsilon^2$ to account for $\sigma_\varepsilon^2 \neq 1$ then we have

$$\begin{aligned} &\text{tr}(\mathbf{Z}_\ell^\top \boldsymbol{\Sigma}_e^{-1} (\boldsymbol{\Sigma}_e - \boldsymbol{\Gamma}(\boldsymbol{\Gamma}^\top \boldsymbol{\Sigma}_e^{-1} \boldsymbol{\Gamma})^{-1} \boldsymbol{\Gamma}^\top) \boldsymbol{\Sigma}_e^{-1} \mathbf{Z}_\ell) \\ &= \frac{1}{\sigma_\varepsilon^2} \sum_{j=1}^{\ell+1} (a^{(j,j)} + b^{(j,j)} + c^{(j,j)}) \\ &= -\frac{N}{\sigma_\varepsilon^2} \cdot \underbrace{\sum_{j=1}^{\ell+1} \left[\sum_{t=j}^{T-\ell-1+j} \omega_t^2 - \frac{1}{T-\ell} \left(\sum_{t=j}^{T-\ell-1+j} \omega_t \right)^2 + \sum_{t=j}^{T-\ell-1+j} \frac{2(T-\ell-1+2j-2t)}{T-\ell} \omega_t \right]}_{f_{j,1}(\mathbf{z})} \\ &\quad - \frac{N}{\sigma_\varepsilon^2} \cdot \underbrace{\sum_{j=1}^{\ell+1} \sum_{k=1}^{d_x} \left[\sum_{t=j}^{T-\ell+j-1} \left(\frac{1}{N} \sum_{i=1}^N X_{ik} z_{it} \right)^2 - \frac{1}{T-\ell} \left(\frac{1}{N} \sum_{t=j}^{T-\ell+j-1} \sum_{i=1}^N X_{ik} z_{it} \right)^2 \right]}_{f_{j,\mathbf{X}}(\mathbf{z})} \\ &\quad - \frac{N}{\sigma_\varepsilon^2} \sum_{j=1}^{\ell+1} \underbrace{\left[\frac{1}{N} \sum_{t=j}^{T-\ell+j-1} \mathbf{z}_t^\top \mathbf{U} (\mathbf{I}_k + \mathbf{U}^\top \mathbf{U})^{-1} \mathbf{U}^\top \mathbf{z}_t - \frac{1}{N(T-\ell)} \left(\sum_{t=j}^{T-\ell+j-1} \mathbf{z}_t \right)^\top \mathbf{U} (\mathbf{I}_k + \mathbf{U}^\top \mathbf{U})^{-1} \mathbf{U}^\top \left(\sum_{t=j}^{T-\ell+j-1} \mathbf{z}_t \right) \right]}_{f_{j,\mathbf{U}}(\mathbf{z})}, \end{aligned}$$

where $f_{j,\mathbf{X}}(\mathbf{z})$ can be written as $\sum_{k=1}^{d_x} (\boldsymbol{\omega}_{j:j_\ell}^{x_k})^\top \mathbf{P}_{1_{T_\ell}} \boldsymbol{\omega}_{j:j_\ell}^{x_k}$, and $f_{j,\mathbf{U}}(\mathbf{z})$ can be written as $f_{j,\mathbf{U}}(\mathbf{z}) = \frac{1}{N} \mathbf{z}_{j:j_\ell}^\top \mathbf{M}_\mathbf{U} \mathbf{z}_{j:j_\ell}$ with $\mathbf{M}_\mathbf{U} = \mathbf{P}_{1_{T-\ell}} \otimes \mathbf{U}(\mathbf{I}_{d_u} + \mathbf{U}^\top \mathbf{U})^{-1} \mathbf{U}^\top$.

□

E.2. Proof of Theorem 3.1

Proof of Theorem 3.1 As described in Section 3.3, if we can find a design that can separately minimize $f_{j,1}(\mathbf{z})$, $f_{j,\mathbf{X}}(\mathbf{z})$, $f_{j,\mathbf{U}}(\mathbf{z})$, then this design can maximize the precision $\text{Prec}(\hat{\boldsymbol{\tau}})$.

Let us first consider the design that minimizes $f_{j,1}(\mathbf{z})$. We can write it out as

$$f_{j,1}(\mathbf{z}) = \sum_{j=1}^{\ell+1} \left[\sum_{t=j}^{T-\ell-1+j} \omega_t^2 - \frac{1}{T-\ell} \left(\sum_{t=j}^{T-\ell-1+j} \omega_t \right)^2 + \sum_{t=j}^{T-\ell-1+j} \frac{2(T-\ell-1+2j-2t)}{T-\ell} \omega_t \right]. \quad (\text{E.10})$$

The Lagrangian of $f_{j,1}(\mathbf{z})$ is

$$\begin{aligned} \mathcal{L}(\boldsymbol{\omega}, \boldsymbol{\lambda}, \boldsymbol{\kappa}, \boldsymbol{\iota}) = & \sum_{j=1}^{\ell+1} \left[\sum_{t=j}^{T-\ell-1+j} \omega_t^2 - \frac{1}{T-\ell} \left(\sum_{t=j}^{T-\ell-1+j} \omega_t \right)^2 + \sum_{t=1}^T \frac{2(T-\ell-1+2j-2t)}{T-\ell} \omega_t \right] \\ & + \sum_{t=1}^T \lambda_t(-1-\omega_t) + \sum_{t=1}^T \kappa_t(\omega_t-1) + \sum_{t=1}^{T-1} \iota_t(\omega_t-\omega_{t+1}). \end{aligned}$$

The KKT conditions of $\mathcal{L}(\boldsymbol{\omega}, \boldsymbol{\lambda}, \boldsymbol{\kappa}, \boldsymbol{\iota})$ are

$$\frac{\partial \mathcal{L}}{\partial \omega_t} = t\omega_t - \frac{\sum_{j=1}^t s_j}{T-\ell} + \frac{(T-\ell-t)t}{T-\ell} - \lambda_t + \kappa_t + \iota_t - \iota_{t-1} = 0, \quad t \leq \ell \quad (\text{E.11})$$

$$\frac{\partial \mathcal{L}}{\partial \omega_t} = (\ell+1)\omega_t - \frac{\sum_{j=1}^{\ell+1} s_j}{T-\ell} + \frac{(\ell+1)(T+1-2t)}{T-\ell} - \lambda_t + \kappa_t + \iota_t - \iota_{t-1} = 0, \quad \ell < t \leq T-\ell \quad (\text{E.12})$$

$$\frac{\partial \mathcal{L}}{\partial \omega_t} = (T+1-t)\omega_t - \frac{\sum_{j=1}^{T+1-t} s_j}{T-\ell} + \frac{(T-\ell-1)(T+1-t)}{T-\ell} - \lambda_t + \kappa_t + \iota_t - \iota_{t-1} = 0, \quad t > T-\ell \quad (\text{E.13})$$

$$\lambda_t(-1-\omega_t) = 0, \quad \kappa_t(\omega_t-1) = 0, \quad \iota_t(\omega_t-\omega_{t+1}) = 0$$

$$-1 \leq \omega_t \leq 1, \quad \omega_t \leq \omega_{t+1}, \quad \lambda_t \geq 0, \quad \kappa_t \geq 0, \quad \iota_t \geq 0$$

where $s_j = \sum_{t=j}^{T-\ell-1+j} \omega_t$ for $j = 1, \dots, \ell+1$ and $\iota_0 = 0$.

The Hessian of $f(\boldsymbol{\omega})$ is positive semi-definite. Any solution that satisfies the KKT conditions is optimal.

First we can show the optimal solution is symmetric with respect to the origin. The proof is as follows. If $\boldsymbol{\omega}^\dagger$ is the optimal solution that minimizes (E.10), then we can show $\boldsymbol{\omega}^\dagger = [-\omega_T^\dagger, -\omega_{T-1}^\dagger, \dots, -\omega_1^\dagger]$ has the same value in the objective function as $\boldsymbol{\omega}^\dagger$ because $\sum_{j=1}^{\ell+1} \sum_{t=1}^{T-\ell-1+j} \frac{2(T-\ell-1+2j-2t)}{T-\ell} \omega_t$ in $f(\boldsymbol{\omega})$ is symmetric with respect to the origin and similarly for the other two terms in $f(\boldsymbol{\omega})$. Since (E.10) is convex, $f\left(\frac{\boldsymbol{\omega}^\dagger + \boldsymbol{\omega}^\dagger}{2}\right) \leq \frac{1}{2}[f(\boldsymbol{\omega}^\dagger) + f(\boldsymbol{\omega}^\dagger)] = f(\boldsymbol{\omega}^\dagger)$. Then if $\boldsymbol{\omega}^\dagger$ is optimal, $\boldsymbol{\omega}^\dagger = \boldsymbol{\omega}^\dagger$.

Now we can focus on the $\boldsymbol{\omega}$ that satisfies $[\omega_1 \ \omega_2 \ \dots \ \omega_T] = [-\omega_T \ -\omega_{T-1} \ \dots \ -\omega_1]$. From the definition of $s_j = \sum_{t=j}^{T-\ell-1+j} \omega_t$, we have $s_j = -s_{\ell+1-j}$. If ℓ is even, $s_{\ell/2+1} = 0$.

Now we are going to verify $\boldsymbol{\omega}^* = [\omega_1^* \ \omega_2^* \ \dots \ \omega_T^*]$ defined in Eq. (3.8) satisfies the KKT conditions with feasible $\boldsymbol{\lambda}, \boldsymbol{\kappa}, \boldsymbol{\iota}$.

1. ω_t^* for $\ell < t \leq T-\ell$: $\omega_t^* = -1 + \frac{2t-(\ell+1)}{T-\ell}$ satisfies Eq. (E.12) with $\lambda_t = \kappa_t = \iota_t = 0$ and $\iota_\ell = 0$.
2. ω_t^* for $t \leq \ell$: Given $\omega_t = -\omega_{T+1-t}$. We can simplify s_j to

$$s_j = \begin{cases} \sum_{t=j}^{\ell+1-j} \omega_t & \text{for } j = 1, \dots, \lfloor (\ell+1)/2 \rfloor \\ \sum_{t=T-j}^{T-\ell+j} \omega_t & \text{for } j = \lfloor (\ell+1)/2 \rfloor + 1, \dots, \ell+1 \end{cases}.$$

As an example, when $\ell = 2$, we have $s_1 = \omega_1 + \omega_2$, $s_2 = 0$ and $s_3 = \omega_{T-1} + \omega_T$; when $\ell = 3$, we have $s_1 = \omega_1 + \omega_2 + \omega_3$, $s_2 = \omega_2$, $s_3 = \omega_{T-1}$ and $s_4 = \omega_{T-2} + \omega_{T-1} + \omega_T$. Furthermore, $s_j + s_{\ell+2-j} = 0$ for $1 \leq j \leq \ell+1$.

Using this property, for $\lfloor \ell/2 \rfloor < t \leq \ell$, we have $\sum_{j=1}^t s_j = \sum_{j=1}^{\ell+1-t} s_j$.

Next we show when $\omega_t = -1$ for $t \leq \lfloor \ell/2 \rfloor$, there exist some ω_t for $\lfloor \ell/2 \rfloor < t \leq \ell$ and some feasible $\lambda_t, \kappa_t, \iota_t$ that satisfy Eq. (E.11).

When $\omega_t = -1$ for $t \leq \lfloor \ell/2 \rfloor$, then for $\lfloor \ell/2 \rfloor < t \leq \ell$, $\sum_{j=1}^t s_j = \sum_{j=1}^{\ell+1-t} s_j = [\sum_{j=1}^{\ell+1-t} (\lfloor \ell/2 \rfloor + 1 - j)] + \min(\ell+1-t, \ell - \lfloor \ell/2 \rfloor) \omega_{\lfloor \ell/2 \rfloor + 1} + \dots + \min(\ell+1-t, 2) \omega_{\ell-1} + \min(\ell+1-t, 1) \omega_\ell$. As an example, when $\ell = 2$, $s_2 = -1 + \omega_2$; when $\ell = 3$, $s_1 + s_2 = -1 + 2\omega_2 + \omega_3$, $s_1 + s_2 + s_3 = -1 + \omega_2 + \omega_3$. We can rewrite Eq. (E.11)

for $\lfloor \ell/2 \rfloor < t \leq \ell$ in a vectorized form as the following (we will consider Eq. (E.11) for $t \leq \lfloor \ell/2 \rfloor$ in the later part of this proof)

$$\begin{bmatrix} \frac{\partial \mathcal{L}}{\partial \omega_{\lfloor \ell/2 \rfloor + 1}} \\ \vdots \\ \frac{\partial \mathcal{L}}{\partial \omega_\ell} \end{bmatrix} = A^{(\ell)} \begin{bmatrix} \omega_{\lfloor \ell/2 \rfloor + 1} \\ \vdots \\ \omega_\ell \end{bmatrix} - b^{(\ell)} - \begin{bmatrix} \lambda_{\lfloor \ell/2 \rfloor + 1} \\ \vdots \\ \lambda_\ell \end{bmatrix} + \begin{bmatrix} \kappa_{\lfloor \ell/2 \rfloor + 1} \\ \vdots \\ \kappa_\ell \end{bmatrix} + \begin{bmatrix} \iota_{\lfloor \ell/2 \rfloor + 1} \\ \vdots \\ \iota_\ell \end{bmatrix} - \begin{bmatrix} \iota_{\lfloor \ell/2 \rfloor} \\ \vdots \\ \iota_{\ell-1} \end{bmatrix} = 0, \quad (\text{E.14})$$

where $A^{(\ell)}$ and $b^{(\ell)}$ are defined in Eq. (A.1) and Eq. (A.2). When $[\omega_{\lfloor \ell/2 \rfloor + 1} \cdots \omega_\ell]^\top = (A^{(\ell)})^{-1}b^{(\ell)}$, Eq. (E.14) holds with $\lambda_t = \kappa_t = \iota_t = 0$ for $t = \lfloor \ell/2 \rfloor + 1, \dots, \ell$ and $\iota_{\lfloor \ell/2 \rfloor} = 0$. The remaining step is to verify the constraints $-1 \leq \omega_t \leq -1 + \frac{\ell+1}{T-\ell}$ and $\omega_t \leq \omega_{t+1}$ hold if $[\omega_{\lfloor \ell/2 \rfloor + 1} \cdots \omega_\ell]^\top = (A^{(\ell)})^{-1}b^{(\ell)}$.

(a) The first step is to show $-A^{(\ell)}\mathbf{1} \leq b^{(\ell)} \leq (-1 + \frac{\ell+1}{T-\ell})A^{(\ell)}\mathbf{1}$. Note that the diagonal entries in $A^{(\ell)}$ are positive while the off-diagonal entries in $A^{(\ell)}$ are negative, then $A_{t',:}^{(\ell)}\omega_{(\lfloor \ell/2 \rfloor + 1):L}$ is increasing in ω_t and decreasing in ω_s for $t' = 1, \dots, \ell - \lfloor \ell/2 \rfloor$, $t = t' + \lfloor \ell/2 \rfloor$ and $s \neq t' + \lfloor \ell/2 \rfloor$. If $-A^{(\ell)}\mathbf{1} \leq b^{(\ell)} \leq (-1 + \frac{\ell+1}{T-\ell})A^{(\ell)}\mathbf{1}$ hold, then ω_t defined in $[\omega_{\lfloor \ell/2 \rfloor + 1} \cdots \omega_\ell]^\top = (A^{(\ell)})^{-1}b^{(\ell)}$ is between -1 and $-1 + \frac{\ell+1}{T-\ell}$ for $t = \lfloor \ell/2 \rfloor + 1, \dots, \ell$.

First, let us show $-A^{(\ell)}\mathbf{1} \leq b^{(\ell)}$, which is equivalent to showing every entry in $A^{(\ell)}\mathbf{1} + b^{(\ell)}$ is non-negative, that is, for $t' = 1, \dots, \ell - \lfloor \ell/2 \rfloor$, $(A^{(\ell)}\mathbf{1})_{t'} + b_{t'}^{(\ell)} \geq 0$. If ℓ is even, $\sum_{j=1}^{\ell-t}(\ell - \lfloor \ell/2 \rfloor + 1 - j) = \frac{t(\ell+1-t)}{2}$ and $\sum_{l=1}^{\ell-t}(\lfloor \ell/2 \rfloor + 1 - l) = \frac{t(\ell+1-t)}{2}$. Let $t = t' + \lfloor \ell/2 \rfloor$. We have

$$(A^{(\ell)}\mathbf{1})_{t'} + b_{t'}^{(\ell)} = t - \frac{1}{T-\ell} \frac{t(\ell+1-t)}{2} - t + \frac{t^2}{T-\ell} - \frac{1}{T-\ell} \frac{t(\ell+1-t)}{2} = \frac{t(2T-\ell-1)}{T-\ell} \geq 0.$$

If ℓ is odd, $\sum_{j=1}^{\ell-t}(\ell - \lfloor \ell/2 \rfloor + 1 - j) = \frac{(t+1)(\ell+1-t)}{2}$ and $\sum_{j=1}^{\ell-t}(\lfloor \ell/2 \rfloor + 1 - j) = \frac{(t-1)(\ell+1-t)}{2}$. We have

$$(A^{(\ell)}\mathbf{1})_{t'} + b_{t'}^{(\ell)} = t - \frac{1}{T-\ell} \frac{(t+1)(\ell+1-t)}{2} - t + \frac{t^2}{T-\ell} - \frac{1}{T-\ell} \frac{(t-1)(\ell+1-t)}{2} = \frac{t(2T-\ell-1)}{T-\ell} \geq 0.$$

Second, let us show $b^{(\ell)} \leq (-1 + \frac{\ell+1}{T-\ell})A^{(\ell)}\mathbf{1}$, which is equivalent to showing every entry in $(1 - \frac{\ell+1}{T-\ell})A^{(\ell)}\mathbf{1} + b^{(\ell)}$ is non-positive, that is, for $t' = 1, \dots, \ell - \lfloor \ell/2 \rfloor$, $(A^{(\ell)}(1 - \frac{\ell+1}{T-\ell})\mathbf{1})_{t'} + b_{t'}^{(\ell)} \leq 0$. If ℓ is even

$$\left(A^{(\ell)}\left(1 - \frac{\ell+1}{T-\ell}\right)\mathbf{1}\right)_{t'} + b_{t'}^{(\ell)} = \frac{t(2T-\ell-1)}{T-\ell} - \frac{\ell+1}{T-\ell} \left(t - \frac{t(\ell+1-t)}{2(T-\ell)}\right) = \frac{t(T-\ell-1)}{T-\ell} \left(2 - \frac{1}{2} \frac{\ell+1}{T-\ell}\right) < 0$$

following $t(T-\ell-1) < 0$ and $2 - \frac{1}{2} \frac{\ell+1}{T-\ell} > 0$. If ℓ is odd,

$$\left(A^{(\ell)}\left(1 - \frac{\ell+1}{T-\ell}\right)\mathbf{1}\right)_{t'} + b_{t'}^{(\ell)} = \frac{t(2T-\ell-1)}{T-\ell} - \frac{\ell+1}{T-\ell} \left(t - \frac{(t+1)(\ell+1-t)}{2(T-\ell)}\right) = \frac{t(T-\ell-1)}{T-\ell} \left(2 - \frac{t+1}{2t} \frac{\ell+1}{T-\ell}\right) < 0$$

following $t(T-\ell-1) < 0$ and $2 - \frac{t+1}{2t} \frac{\ell+1}{T-\ell} > 0$.

(b) We can show $-b_{t'}^{(\ell)}/(A^{(\ell)}\mathbf{1})_{t'}$ is non-decreasing in t' for $t' = 1, \dots, \ell - \lfloor \ell/2 \rfloor$. Note that the diagonal entries in $A^{(\ell)}$ are positive while the off-diagonal entries in $A^{(\ell)}$ are negative, then $A_{t',:}^{(\ell)}\omega_{(\lfloor \ell/2 \rfloor + 1):L}$ is increasing in ω_t and decreasing in ω_s for $t' = 1, \dots, \ell - \lfloor \ell/2 \rfloor$, $t = t' + \lfloor \ell/2 \rfloor$ and $s \neq t' + \lfloor \ell/2 \rfloor$. If $-b_{t'}^{(\ell)}/(A^{(\ell)}\mathbf{1})_{t'}$ is non-decreasing in t' , then ω_t is non-decreasing in t , where $t = t' + \lfloor \ell/2 \rfloor$.

Let $c_{t'}$ be the $c_{t'}$ that satisfies $(A^{(\ell)}(-1 + \frac{c_{t'}}{T-\ell})\mathbf{1})_{t'} = b_{t'}^{(\ell)}$ and let $t = t' + \lfloor \ell/2 \rfloor$. If ℓ is even, we have

$$\begin{aligned} \frac{t(2T-\ell-1)}{T-\ell} &= \frac{c_{t'}}{T-\ell} \left(t - \frac{1}{T-\ell} \frac{t(\ell+1-t)}{2}\right) \\ \Leftrightarrow 2T-\ell-1 &= c_{t'} \frac{t+2T-3\ell-1}{2(T-\ell)}. \end{aligned}$$

Since $\frac{\partial(2T-\ell-1)}{\partial t} = 2$, $\frac{\partial \frac{t+2T-3\ell-1}{2(T-\ell)}}{\partial t} = \frac{1}{2(T-\ell)}$, and $2 > \frac{1}{2(T-\ell)}$, we have $c_{t'}$ increases in t and t' . This implies $-b_{t'}^{(\ell)}/(A^{(\ell)}\mathbf{1})_{t'}$ is non-decreasing in t' for even ℓ .

If ℓ is odd, we have

$$\begin{aligned} \frac{t(2T-\ell-1)}{T-\ell} &= \frac{c_{t'}}{T-\ell} \left(t - \frac{1}{T-\ell} \frac{(t+1)(\ell+1-t)}{2} \right) \\ \Leftrightarrow 2T-\ell-1 &= c_{t'} \left(1 + \frac{(t+1)(T-\ell-1)}{2t(T-\ell)} \right). \end{aligned}$$

Since $\frac{\partial(2T-\ell-1)}{\partial t} = 2$, $\frac{\partial \frac{t+2T-3\ell-1}{2(T-\ell)}}{\partial t} \leq \frac{\ell+3}{\ell+1} \frac{1}{T-\ell}$, and $2 > \frac{\ell+3}{(T-\ell)(\ell+1)}$, we have $c_{t'}$ increases in t and t' . This again implies $-b_{t'}^{(\ell)} / (A^{(\ell)} \mathbf{1})_{t'}$ is non-decreasing in t' for odd ℓ .

We have verified that for $\lfloor \ell/2 \rfloor < t \leq \ell$, ω_t defined in $[\omega_{\lfloor \ell/2 \rfloor + 1} \cdots \omega_\ell]^\top = (A^{(\ell)})^{-1} b^{(\ell)}$ satisfies the KKT conditions. The remaining step is to verify for $t \leq \lfloor \ell/2 \rfloor$, ω_t defined as $\omega_t = -1$ satisfies the KKT conditions. When $\omega_t = -1$, constraints $-1 \leq \omega_t \leq 1$, $\omega_t \leq \omega_{t+1}$ for $t \leq \lfloor \ell/2 \rfloor$ and $\omega_{\lfloor \ell/2 \rfloor} \leq \omega_{\lfloor \ell/2 \rfloor + 1}$ are satisfied. We only need to verify that we can find feasible $\lambda_t, \kappa_t, \iota_t$ to satisfy Eq. (E.11). Since $\omega_t = -1$, from complementary slackness, $\kappa_t = 0$. Plug $\omega_t = -1$ into Eq. (E.11), we have

$$\begin{aligned} \lambda_1 - \iota_1 &= -\frac{1+s_1}{T-\ell} \\ \lambda_t - \iota_t + \iota_{t-1} &= -\frac{t^2 + \sum_{j=1}^t s_j}{T-\ell} \text{ for } t=2, \dots, \lfloor \ell/2 \rfloor - 1 \\ \lambda_t + \iota_{t-1} &= -\frac{t^2 + \sum_{j=1}^t s_j}{T-\ell} \text{ for } t = \lfloor \ell/2 \rfloor \end{aligned}$$

We only need to verify $-\frac{t^2 + \sum_{j=1}^t s_j}{T-\ell} \geq 0$ for $t = \lfloor \ell/2 \rfloor$ as for the other conditions, $\lambda_1 - \iota$ and $\lambda_t - \iota_t + \iota_{t-1}$ can take any value by properly choosing λ_t and ι .

Note that $\frac{1}{T-\ell} \sum_{j=1}^{\lfloor \ell/2 \rfloor} s_j = \frac{1}{T-\ell} \sum_{j=1}^{L+1-\lfloor \ell/2 \rfloor} s_j = (\ell+1-\lfloor \ell/2 \rfloor)(\omega_{\ell+1-\lfloor \ell/2 \rfloor} + 1) - \frac{(\ell+1-\lfloor \ell/2 \rfloor)^2}{T-\ell}$. Furthermore, if we can show $\omega_{\ell+1-\lfloor \ell/2 \rfloor} + 1 \leq \frac{\ell+1}{T-\ell} \frac{1}{\ell+1-\lfloor \ell/2 \rfloor}$ for even ℓ and $\omega_{\ell+1-\lfloor \ell/2 \rfloor} + 1 \leq \frac{\ell+1}{T-\ell} \frac{2}{\ell+1-\lfloor \ell/2 \rfloor}$ for odd ℓ , then we have

$$\begin{aligned} &-\frac{\lfloor \ell/2 \rfloor^2}{T-\ell} - (\ell+1-\lfloor \ell/2 \rfloor)(\omega_{\ell+1-\lfloor \ell/2 \rfloor} + 1) + \frac{(\ell+1-\lfloor \ell/2 \rfloor)^2}{T-\ell} \\ &= \frac{(\ell+1-2\lfloor \ell/2 \rfloor)(\ell+1)}{T-\ell} - (\ell+1-\lfloor \ell/2 \rfloor)(\omega_{\ell+1-\lfloor \ell/2 \rfloor} + 1) \geq 0 \end{aligned}$$

and therefore $-\frac{t^2 + \sum_{j=1}^t s_j}{T-\ell} \geq 0$.

Next is to show " $\omega_{\ell+1-\lfloor \ell/2 \rfloor} + 1 \leq \frac{\ell+1}{T-\ell} \frac{1}{\ell+1-\lfloor \ell/2 \rfloor}$ for even ℓ and $\omega_{\ell+1-\lfloor \ell/2 \rfloor} + 1 \leq \frac{\ell+1}{T-\ell} \frac{2}{\ell+1-\lfloor \ell/2 \rfloor}$ for odd ℓ ." Denote $c_t^u := -1 + \frac{\ell+1}{T-\ell} \frac{t'}{(\ell+1)/2+1}$. If we can show $\omega_t \leq -1 + \frac{\ell+1}{T-\ell} \frac{t'}{(\ell+1)/2+1} := c_t^u$ for $t = t' + \lfloor \ell/2 \rfloor$, then it implies " $\omega_{\ell+1-\lfloor \ell/2 \rfloor} + 1 \leq \frac{\ell+1}{T-\ell} \frac{1}{\ell+1-\lfloor \ell/2 \rfloor}$ for even ℓ and $\omega_{\ell+1-\lfloor \ell/2 \rfloor} + 1 \leq \frac{\ell+1}{T-\ell} \frac{2}{\ell+1-\lfloor \ell/2 \rfloor}$ for odd ℓ ." Note that the diagonal entries in $A^{(\ell)}$ are positive while the off-diagonal entries in $A^{(\ell)}$ are negative, then $A_{t',:}^{(\ell)} \omega_{(\lfloor \ell/2 \rfloor + 1):L}$ is increasing in ω_t and decreasing in ω_s for $t = t' + \lfloor \ell/2 \rfloor$ and $s \neq t' + \lfloor \ell/2 \rfloor$. We only need to show $(A^{(\ell)} c^u)_{\ell-\lfloor \ell/2 \rfloor} \geq b_{\ell-\lfloor \ell/2 \rfloor}^{(\ell)}$, where $c^u = [c_{\lfloor \ell/2 \rfloor + 1}^u \cdots c_{\ell-\lfloor \ell/2 \rfloor}^u]^\top$. If ℓ is even, and when $T > \frac{\ell^2+11\ell+2}{8}$,

$$-(A^{(\ell)} c^u)_{\ell-\lfloor \ell/2 \rfloor} + b_{\ell-\lfloor \ell/2 \rfloor}^{(\ell)} = \frac{\ell(\ell-1)}{T-\ell} - \frac{\ell(\ell+1)}{T-\ell} \left(\frac{\ell}{\ell+2} - \frac{4}{T-\ell} \right) = -\frac{\ell}{T-\ell} \left(\frac{2}{\ell+2} - \frac{\ell+1}{4(T-\ell)} \right) < 0.$$

If ℓ is odd, and when $T > \frac{\ell^3+13\ell^2+7\ell+3}{8\ell}$ (note that $\frac{\ell^3+13\ell^2+7\ell+3}{8\ell} > \frac{\ell^2+11\ell+2}{8}$),

$$-(A^{(\ell)} c^u)_{\ell-\lfloor \ell/2 \rfloor} + b_{\ell-\lfloor \ell/2 \rfloor}^{(\ell)} = \frac{\ell(\ell-1)}{T-\ell} - \frac{\ell(\ell+1)}{T-\ell} \frac{\ell+1}{\ell+3} + \frac{(\ell+1)^2}{4(T-\ell)^2} = -\frac{1}{T-\ell} \left(\frac{2\ell}{\ell+3} - \frac{(L+2)^2}{4(T-\ell)} \right) < 0.$$

3. ω_t^* for $t > T - \ell$: this is a symmetric case of ω_t^* for $t < \ell$. The proof of ω_t^* for $t > T - \ell$ carries over to this case.

We have verified that the ω^* defined in Eq. (3.8) satisfies the KKT conditions and the Hessian of (E.10) is positive semi-definite, then ω^* is an optimal solution that minimizes $f_{j,1}(\mathbf{z})$.

Next is to find a solution that minimizes $f_{j,\mathbf{X}}(\mathbf{z})$. Note that $f_{j,\mathbf{X}}(\mathbf{z})$ can be written as $\sum_{k=1}^{d_x} (\omega_{j:j_\ell}^{x_k})^\top \mathbf{P}_{1_{T_\ell}} \omega_{j:j_\ell}^{x_k} \cdot \mathbf{P}_{1_{T_\ell}}$ is a positive semi-definite matrix with one eigenvalue to be 0 and the corresponding eigenvector to be $\mathbf{1}$. Therefore, $(\omega_{j:j_\ell}^{x_k})^\top \mathbf{P}_{1_{T_\ell}} \omega_{j:j_\ell}^{x_k} \geq 0$ for all \mathbf{z} and the minimum value is attained when $\mathbf{X}^\top \mathbf{z}_t$ is the same for all t , or equivalently $\frac{1}{N} \sum_{i=1}^N X_i z_{it} = \mu_X$ for some $\mu_X \in \mathbb{R}^{d_x}$.

Finally is to find a solution that minimizes $f_{j,\mathbf{U}}(\mathbf{z})$. Note that $f_{j,\mathbf{U}}(\mathbf{z})$ can be written as $f_{j,\mathbf{U}}(\mathbf{z}) = \frac{1}{N} \mathbf{z}_{j:j_\ell}^\top \mathbf{M}_\mathbf{U} \mathbf{z}_{j:j_\ell}$ with $\mathbf{M}_\mathbf{U} = \mathbf{P}_{1_{T-\ell}} \otimes \mathbf{U}(\mathbf{I}_{d_u} + \mathbf{U}^\top \mathbf{U})^{-1} \mathbf{U}^\top$. Similar to $f_{j,\mathbf{X}}(\mathbf{z})$, $\mathbf{z}^\top \mathbf{M}_\mathbf{U} \mathbf{z} \geq 0$ for all \mathbf{z} and the minimum value is attained when $\mathbf{U}^\top \mathbf{z}_t$ is the same for all t , or equivalently, $\frac{1}{N} \sum_{i=1}^N u_i z_{it} = \mu_U$ for some $\mu_U \in \mathbb{R}^{d_u}$.

Combining the optimality conditions for $f_{j,1}(\mathbf{z})$, $f_{j,\mathbf{X}}(\mathbf{z})$ and $f_{j,\mathbf{U}}(\mathbf{z})$. A solution is optimal if it satisfies

$$\frac{1}{N} \sum_{i=1}^N z_{it} = \omega_t^*, \quad \frac{1}{N} \sum_{i=1}^N X_i z_{it} = \mu_X, \quad \frac{1}{N} \sum_{i=1}^N u_i z_{it} = \mu_U, \quad \text{for all } t. \quad (\text{E.15})$$

We therefore finish the proof of Theorem 3.1.

□

E.3. Proof of Proposition A.2

Suppose the assumptions in Theorem 3.1 hold and $d_u = 0$. Suppose $(1 + \sum_{j=1}^r x_{j,\max}^2)/N_{\min}^2 < 1$, where $N_{\min} = \min_g |\mathcal{O}_g|$, $x_{j,\max} = \max_g |x_{gj}|$, and x_{gj} is the j -th coordinate of x_g across all g . We have

$$f(\mathbf{z}^{\text{rnd}}) - f(\mathbf{z}^*) \leq \frac{T_\ell(\ell+1) \sum_{j=1}^r x_{j,\max}^2}{N_{\min}^2}.$$

Proof of Proposition A.2 Let \mathbf{z}^* be the optimal solution to (3.2) with relaxed constraint $z_{it} \in [-1, +1]$, and therefore \mathbf{z}^* is feasible and satisfies all the conditions in Theorem 3.1. Note that

$$\text{tr}(\text{Prec}(\hat{\tau}))_{\mathbf{z}^*} \geq \text{tr}(\text{Prec}(\hat{\tau}))_{\mathbf{z}^{\text{int}*}} \geq \text{tr}(\text{Prec}(\hat{\tau}))_{\mathbf{z}^{\text{rnd}}}.$$

We can provide a bound of $\text{tr}(\text{Prec}(\hat{\tau}))_{\mathbf{z}^{\text{int}*}} - \text{tr}(\text{Prec}(\hat{\tau}))_{\mathbf{z}^{\text{rnd}}}$ by bounding

$$\text{tr}(\text{Prec}(\hat{\tau}))_{\mathbf{z}^*} - \text{tr}(\text{Prec}(\hat{\tau}))_{\mathbf{z}^{\text{rnd}}},$$

which is what we are going to do in the following.

Note that when $d_u = 0$,

$$\text{tr}(\text{Prec}(\hat{\tau}))_{\mathbf{z}} = -\frac{N}{\sigma_\varepsilon^2} (f_1(\mathbf{z}) + f_{\mathbf{X}}(\mathbf{z})),$$

where

$$\begin{aligned} f_1(\mathbf{z}) &= \sum_{j=1}^{\ell+1} \underbrace{\left[\sum_{t=j}^{T-\ell-1+j} \omega_t^2 - \frac{1}{T-\ell} \left(\sum_{t=j}^{T-\ell-1+j} \omega_t \right)^2 + \sum_{t=j}^{T-\ell-1+j} \frac{2(T-\ell-1+2j-2t)}{T-\ell} \omega_t \right]}_{f_{j,1}(\mathbf{z})} \\ f_{\mathbf{X}}(\mathbf{z}) &= \sum_{j=1}^{\ell+1} \sum_{k=1}^{d_x} \underbrace{\left[\sum_{t=j}^{T-\ell+j-1} \left(\frac{1}{N} \sum_{i=1}^N X_{ik} z_{it} \right)^2 - \frac{1}{T-\ell} \left(\frac{1}{N} \sum_{t=j}^{T-\ell+j-1} \sum_{i=1}^N X_{ik} z_{it} \right)^2 \right]}_{f_{j,\mathbf{X}}(\mathbf{z})}. \end{aligned}$$

We can bound $\text{tr}(\text{Prec}(\hat{\tau}))_{\mathbf{z}^*} - \text{tr}(\text{Prec}(\hat{\tau}))_{\mathbf{z}^{\text{rnd}}}$ by bounding $f_1(\mathbf{z}^{\text{rnd}}) - f_1(\mathbf{z}^*)$ and $f_{\mathbf{x}}(\mathbf{z}^{\text{rnd}}) - f_{\mathbf{x}}(\mathbf{z}^*)$.

Let us bound the gap between $f_1(\mathbf{z}^{\text{rnd}})$ and $f_1(\mathbf{z}^*)$.

Note that ω_t is bounded between -1 and $+1$ and the eigenvalues of the Hessian of $f_{j,1}(\mathbf{z})$ are either 1 or 0. Therefore, for all j ,

$$f_{j,1}(\mathbf{z}) = O(T - \ell).$$

Next let us bound the difference between ω_t^{rnd} and ω_t^* . We introduce the notation $\omega_{g,t}$:

$$\omega_{g,t} = \frac{1}{|\mathcal{O}_g|} \sum_{i \in \mathcal{O}_g} \underbrace{(2 \cdot \mathbf{1}_{A_i \leq t} - 1)}_{z_{it}}$$

be the treated fraction of units in stratum g scaled between -1 and $+1$. Let $\omega_{g,t}^{\text{rnd}}$ be the value of $\omega_{g,t}$ evaluated at the rounded feasible solution $\{A_i^{\text{rnd}}\}_{i=1}^N$.

Since we use the nearest rounding rule to get a feasible \mathbf{z}^{rnd} , we have $|\omega_{g,t}^{\text{rnd}} - \omega_{g,t}^*| \leq \frac{1}{|\mathcal{O}_g|}$ for all t and g , and therefore,

$$|w_{\ell,t}^{\text{rnd}} - w_{\ell,t}^*| = \left| \sum_{g=1}^G p_g (\omega_{g,t}^{\text{rnd}} - \omega_{g,t}^*) \right| \leq \sum_{g=1}^G p_g |\omega_{g,t}^{\text{rnd}} - \omega_{g,t}^*| \leq \sum_{g=1}^G \frac{p_g}{N_{\min}} = O\left(\frac{1}{N_{\min}}\right).$$

Let $\delta_t = w_t^{\text{rnd}} - w_t^*$. The difference between $f_{j,1}(\mathbf{z}^{\text{rnd}}) + f_{\ell+1-j,1}(\mathbf{z}^{\text{rnd}})$ and $f_{j,1}(\mathbf{z}^*) + f_{\ell+1-j,1}(\mathbf{z}^*)$ equals

$$\begin{aligned} & (f_{j,1}(\mathbf{z}^{\text{rnd}}) + f_{\ell+1-j,1}(\mathbf{z}^{\text{rnd}})) - (f_{j,1}(\mathbf{z}^*) + f_{\ell+1-j,1}(\mathbf{z}^*)) \\ &= 2 \underbrace{\left(\sum_{t=j}^{T-\ell-1+j} \omega_{\ell,t}^* \delta_t + \sum_{t=\ell+1-j}^{T-j} \omega_{\ell,t}^* \delta_t \right)}_{\textcircled{1}} - \underbrace{\frac{2}{T-\ell} \left[\left(\sum_{t=j}^{T-\ell-1+j} \omega_{\ell,t}^* \right) \left(\sum_{t=j}^{T-\ell-1+j} \delta_t \right) + \left(\sum_{t=\ell+1-j}^{T-j} \omega_{\ell,t}^* \right) \left(\sum_{t=\ell+1-j}^{T-j} \delta_t \right) \right]}_{\textcircled{2}} \\ &+ \underbrace{\left(\sum_{t=j}^{T-\ell-1+j} \delta_t^2 + \sum_{t=\ell+1-j}^{T-j} \delta_t^2 \right)}_{\textcircled{3}} - \underbrace{\frac{1}{T-\ell} \left[\left(\sum_{t=j}^{T-\ell-1+j} \delta_t \right)^2 + \left(\sum_{t=\ell+1-j}^{T-j} \delta_t \right)^2 \right]}_{\textcircled{4}} \\ &+ \underbrace{\left(\sum_{t=j}^{T-\ell-1+j} b_{\ell,t} \delta_t + \sum_{t=\ell+1-j}^{T-j} b_{\ell,t} \delta_t \right)}_{\textcircled{5}} \end{aligned}$$

Since $\omega_{\ell,t}^* = -\omega_{\ell,T+1-t}^*$ for all t , we have $\omega_{\ell,t}^* \delta_t + \omega_{\ell,T+1-t}^* \delta_{T+1-t} = 0$ and $b_{\ell,t} \delta_t + b_{\ell,T+1-t} \delta_{T+1-t} = 0$ following the property of our rounding algorithm. Therefore, assume N is even, we have

$$\textcircled{1} = 0 \quad \textcircled{2} = 0 \quad \textcircled{5} = 0$$

and

$$(f_{j,1}(\mathbf{z}^{\text{rnd}}) + f_{\ell+1-j,1}(\mathbf{z}^{\text{rnd}})) - (f_{j,1}(\mathbf{z}^*) + f_{\ell+1-j,1}(\mathbf{z}^*)) = \textcircled{3} + \textcircled{4} = O\left(\frac{2(T-\ell)}{N_{\min}^2}\right).$$

We sum j together and obtain

$$f_1(\mathbf{z}^{\text{rnd}}) - f_1(\mathbf{z}^*) = O\left(\frac{(\ell+1)(T-\ell)}{N_{\min}^2}\right).$$

Next let us bound the gap between $\sum_{j=1}^{\ell+1} f_{j,\mathbf{X}}(\mathbf{z}^{\text{rnd}})$ and $\sum_{j=1}^{\ell+1} f_{j,\mathbf{X}}(\mathbf{z}^*)$. Then for each covariate X_{ik} ,

$$|w_{\ell,t}^{x_k,\text{rnd}} - w_{\ell,t}^{x_k,*}| = \left| \sum_{g=1}^G p_g x_{gk} (\omega_{g,t}^{\text{rnd}} - \omega_{g,t}^*) \right| \leq \sum_{g=1}^G p_g x_{j,\max} |\omega_{g,t}^{\text{rnd}} - \omega_{g,t}^*| \leq \sum_{g=1}^G \frac{p_g x_{k,\max}}{N_{\min}} = \mathcal{O}\left(\frac{x_{k,\max}}{N_{\min}}\right).$$

We use a similar procedure as above and obtain that for covariate X_{ik} ,

$$(f_{j,\mathbf{X}_k}(\mathbf{z}^{\text{rnd}}) + f_{\ell+1-j,\mathbf{X}_k}(\mathbf{z}^{\text{rnd}})) - (f_{j,\mathbf{X}_k}(\mathbf{z}^*) + f_{\ell+1-j,\mathbf{X}_k}(\mathbf{z}^*)) = \mathcal{O}\left(\frac{2x_{k,\max}^2(T-\ell)}{N_{\min}^2}\right).$$

We sum over k (all covariates) and j (all treatment effects) together and obtain

$$f_{\mathbf{X}}(\mathbf{z}^{\text{rnd}}) - f_{\mathbf{X}}(\mathbf{z}^*) = \mathcal{O}\left(\frac{(\ell+1)(T-\ell) \sum_{k=1}^{d_x} x_{k,\max}^2}{N_{\min}^2}\right).$$

Since both $f_{\mathbf{X}}(\mathbf{z}^*)$ and $f_{\mathbf{X}}(\mathbf{z}^{\text{rnd}})$ are at the order of $\mathcal{O}((\ell+1)(T-\ell))$, we have

$$f_1(\mathbf{z}^{\text{rnd}}) + f_{\mathbf{X}}(\mathbf{z}^{\text{rnd}}) = (f_1(\mathbf{z}^{\text{rnd}}) + f_{\mathbf{X}}(\mathbf{z}^{\text{rnd}})) \cdot \left(1 + \mathcal{O}\left(\frac{1 + \sum_{k=1}^{d_x} x_{k,\max}^2}{N_{\min}^2}\right)\right)$$

and from the definition of $\text{tr}(\text{Prec}(\hat{\tau}))_{\mathbf{z}}$ we have

$$\text{tr}(\text{Prec}(\hat{\tau}))_{\mathbf{z}^{\text{rnd}}} = \text{tr}(\text{Prec}(\hat{\tau}))_{\mathbf{z}^*} \cdot \left(1 + \mathcal{O}\left(\frac{1 + \sum_{k=1}^{d_x} x_{k,\max}^2}{N_{\min}^2}\right)\right).$$

Together with $\text{tr}(\text{Prec}(\hat{\tau}))_{\mathbf{z}^*} \geq \text{tr}(\text{Prec}(\hat{\tau}))_{\mathbf{z}^{\text{int}*}}$, we have

$$\text{tr}(\text{Prec}(\hat{\tau}))_{\mathbf{z}^{\text{rnd}}} = \text{tr}(\text{Prec}(\hat{\tau}))_{\mathbf{z}^{\text{int}*}} \cdot \left(1 + \mathcal{O}\left(\frac{1 + \sum_{k=1}^{d_x} x_{k,\max}^2}{N_{\min}^2}\right)\right).$$

□

Appendix F: Proof of Results for Sequential Experiments

Proof of Lemma 4.1 The the estimation error of $\hat{\tau}$ from the within estimator is

$$\hat{\tau} - \tau = \left(\sum_{i,t} \dot{z}_{it}^2 \right)^{-1} \sum_{i,t} \dot{z}_{it} \dot{\varepsilon}_{it}.$$

With some algebra, we can show that

$$\frac{1}{NT} \sum_{i,t} \dot{a}_{it} \dot{b}_{it} = \bar{a}\bar{b} - \frac{1}{N} \sum_i \bar{a}_{i,\cdot} \bar{b}_{i,\cdot} - \frac{1}{T} \sum_t \bar{a}_{\cdot,t} \bar{b}_{\cdot,t} + \bar{a}\bar{b}, \quad (\text{F.16})$$

where $\bar{a}\bar{b} = \frac{1}{NT} \sum_{i,t} a_{it} b_{it}$, $\bar{a}_{i,\cdot} = \frac{1}{T} \sum_t a_{it}$, $\bar{a}_{\cdot,t} = \frac{1}{N} \sum_i a_{it}$, and $\bar{a} = \frac{1}{NT} \sum_{i,t} a_{it}$. $\bar{b}_{i,\cdot}$, $\bar{b}_{\cdot,t}$ and \bar{b} are similarly defined. Using this equality and from Lemma 3.1, we have

$$\begin{aligned} \frac{1}{NT} \sum_{i,t} \dot{z}_{it}^2 &= -\frac{1}{T} \boldsymbol{\omega}^\top \mathbf{P}_{1_T} \boldsymbol{\omega} - \frac{2}{T} \mathbf{b}_0^\top \boldsymbol{\omega} \\ \frac{1}{NT} \sum_{i,t} \dot{z}_{it} \dot{\varepsilon}_{it} &\xrightarrow{p} 0, \end{aligned}$$

where the second line follows from $\frac{1}{NT} \sum_{i,t} z_{it} \varepsilon_{it} \xrightarrow{p} \mathbb{E}[z_{it} \varepsilon_{it}] = \mathbb{E}[z_{it}] \mathbb{E}[\varepsilon_{it}] = 0$, $\frac{1}{N} \sum_i \bar{z}_{i,\cdot} \bar{\varepsilon}_{i,\cdot} \xrightarrow{p} \mathbb{E}[\bar{z}_{i,\cdot} \bar{\varepsilon}_{i,\cdot}] = \mathbb{E}[\bar{z}_{i,\cdot}] \mathbb{E}[\bar{\varepsilon}_{i,\cdot}] = 0$, $\bar{\varepsilon}_{i,\cdot} \xrightarrow{p} \mathbb{E}[\varepsilon_{it}] = 0$ and $\bar{\varepsilon} \xrightarrow{p} \mathbb{E}[\varepsilon_{it}] = 0$. $\frac{1}{NT} \sum_{i,t} \dot{z}_{it}^2$ is nonzero for any vector $\boldsymbol{\omega}$ and therefore, $\hat{\tau}$ is consistent.

Next we show $\hat{\tau}$ is asymptotically normal. We can rewrite the estimation error $\hat{\tau}$ as

$$\hat{\tau} - \tau = \frac{1}{NT} \sum_{i,t} \zeta_{it} \varepsilon_{it},$$

where $\zeta_{it} = (\frac{1}{NT} \sum_{i,t} \dot{z}_{it}^2)^{-1} \frac{1}{NT} (z_{it} - \sum_i \bar{z}_{i,\cdot} - \sum_t \bar{z}_{\cdot,t} + \bar{z})$ is a constant that depends on Z . Since $\varepsilon_{it} \stackrel{\text{iid}}{\sim} (0, \sigma_\varepsilon^2)$, we can verify the condition $\max_{i,t} \frac{\sigma^2 \zeta_{it}^2}{\sum_{i,t} \sigma^2 \zeta_{it}^2} \rightarrow 0$ holds, given the expression of ζ_{it} and the boundedness of z_{it} . Therefore, from Lindeberg-Feller CLT, and with some algebra, we have

$$\sqrt{NT}(\hat{\tau} - \tau) \xrightarrow{d} N(0, \Sigma_\tau(\boldsymbol{\omega})).$$

For the estimated variance σ^2 ,

$$\begin{aligned} \hat{\sigma}^2 &= \frac{1}{N(T-1)} \sum_{it} (\dot{y}_{it} - \hat{\tau} \dot{z}_{it})^2 = \frac{1}{N(T-1)} \sum_{i,t} \dot{\varepsilon}_{it}^2 - \frac{2(\hat{\tau} - \tau)}{N(T-1)} \sum_{i,t} \dot{z}_{it} \dot{\varepsilon}_{it} + \frac{(\hat{\tau} - \tau)^2}{N(T-1)} \sum_{i,t} \dot{z}_{it}^2 \\ &= \frac{1}{N(T-1)} \sum_{i,t} \dot{\varepsilon}_{it}^2 + O_p\left(\frac{1}{N}\right). \end{aligned}$$

From (F.16),

$$\begin{aligned} \frac{1}{N(T-1)} \sum_{i,t} \dot{\varepsilon}_{it}^2 &= \frac{1}{N(T-1)} \sum_{i,t} \varepsilon_{it}^2 - \frac{T}{N(T-1)} \sum_i \bar{\varepsilon}_{i,\cdot}^2 - \frac{1}{T-1} \sum_t \bar{\varepsilon}_{\cdot,t}^2 + \frac{T}{T-1} \bar{\varepsilon}^2 \\ &= \frac{1}{N(T-1)} \sum_{i,t} \varepsilon_{it}^2 - \frac{T}{N(T-1)} \sum_i \left(\frac{1}{T^2} \sum_t \varepsilon_{it}^2 - \frac{1}{T^2} \sum_{t \neq s} \varepsilon_{it} \varepsilon_{is} \right) + O_p\left(\frac{1}{N}\right) \\ &= \sigma_\varepsilon^2 + \frac{1}{NT} \sum_{i,t} (\varepsilon_{it}^2 - \sigma_\varepsilon^2) + \frac{1}{NT(T-1)} \sum_{i,t \neq s} \varepsilon_{it} \varepsilon_{is} + O_p\left(\frac{1}{N}\right) \end{aligned}$$

Then from the classical CLT, we have

$$\sqrt{NT}(\hat{\sigma}^2 - \sigma_\varepsilon^2) \xrightarrow{d} N\left(0, \xi_\varepsilon^2 + \frac{1}{T-1}\sigma_\varepsilon^4\right).$$

Regarding the asymptotic covariance between $\hat{\tau} - \tau$ and $\hat{\sigma}^2 - \sigma_\varepsilon^2$,

$$\left(\frac{1}{NT} \sum_{i,t} \zeta_{it} \varepsilon_{it}\right) \left(\frac{1}{NT} \sum_{i,t} (\varepsilon_{it}^2 - \sigma_\varepsilon^2)\right) = \underbrace{\frac{1}{N^2 T^2} \sum_{i,t} \zeta_{it} \varepsilon_{it} (\varepsilon_{it}^2 - \sigma_\varepsilon^2)}_{(a)} + \underbrace{\frac{1}{N^2 T^2} \sum_{(i,t) \neq (j,s)} \zeta_{it} \varepsilon_{it} (\varepsilon_{js}^2 - \sigma_\varepsilon^2)}_{(b)}.$$

(a) = $O_p\left(\frac{1}{N}\right)$ because (a) is sum of NT terms but the denominator is $\frac{1}{N^2 T^2}$. (b) = $O_p\left(\frac{1}{N}\right)$ because ε_{it} is independent of ε_{js} and (b) is an average of $O(N^2 T^2)$ uncorrelated terms each with mean 0. In addition,

$$\left(\frac{1}{NT} \sum_{i,t} \zeta_{it} \varepsilon_{it}\right) \left(\frac{1}{NT(T-1)} \sum_{i,t \neq s} \varepsilon_{it} \varepsilon_{is}\right) = \frac{1}{N^2 T^2 (T-1)} \sum_{i,j,t,u \neq s} \zeta_{it} \varepsilon_{it} \varepsilon_{ju} \varepsilon_{js} = O_p\left(\frac{1}{N}\right)$$

because the mean of each term is 0.

Therefore,

$$(\hat{\tau} - \tau)(\hat{\sigma}^2 - \sigma_\varepsilon^2) = O_p\left(\frac{1}{N}\right).$$

Since $\hat{\tau}$ and $\hat{\sigma}_\varepsilon^2$ converge with rate \sqrt{NT} , $\hat{\tau}$ and $\hat{\sigma}^2$ are asymptotically independent and they follow a joint CLT.

Next we show the consistency of $\hat{\xi}_\varepsilon^2$. For the term $\frac{1}{T-1} \sum_i (\dot{y}_{it} - \hat{\tau} \dot{z}_{it})^2 - \hat{\sigma}^2$,

$$\begin{aligned} & \frac{1}{N} \sum_i \left(\frac{1}{T} \sum_t (\dot{y}_{it} - \hat{\tau} \dot{z}_{it})^2 - \hat{\sigma}^2 \right)^2 = \frac{1}{N} \sum_i \left(\frac{1}{T} \sum_t ((\dot{\varepsilon}_{it}^2 - \sigma_\varepsilon^2) + (\tau - \hat{\tau}) \dot{z}_{it}) + (\sigma_\varepsilon^2 - \hat{\sigma}^2) \right)^2 \\ &= \frac{1}{N} \sum_i \left(\frac{1}{T} \sum_t ((\dot{\varepsilon}_{it}^2 - \sigma_\varepsilon^2) + (\tau - \hat{\tau}) \dot{z}_{it}) \right)^2 + \frac{2(\sigma_\varepsilon^2 - \hat{\sigma}^2)}{NT} \sum_{i,t} ((\dot{\varepsilon}_{it}^2 - \sigma_\varepsilon^2) + (\tau - \hat{\tau}) \dot{z}_{it}) + (\sigma_\varepsilon^2 - \hat{\sigma}^2)^2 \\ &= \frac{1}{N} \sum_i \left(\frac{1}{T} \sum_t ((\dot{\varepsilon}_{it}^2 - \sigma_\varepsilon^2) + (\tau - \hat{\tau}) \dot{z}_{it}) \right)^2 + O_p\left(\frac{1}{N}\right) \\ &= \frac{1}{N} \sum_i \left(\frac{1}{T} \sum_t (\dot{\varepsilon}_{it}^2 - \sigma_\varepsilon^2) \right)^2 + \frac{2(\tau - \hat{\tau})}{N} \sum_i \left(\frac{1}{T} \sum_t (\dot{\varepsilon}_{it}^2 - \sigma_\varepsilon^2) \right) \left(\frac{1}{T} \sum_t \dot{z}_{it} \right) \\ &\quad + \frac{(\tau - \hat{\tau})^2}{N} \sum_i \left(\frac{1}{T} \sum_t \dot{z}_{it} \right)^2 + O_p\left(\frac{1}{N}\right) \\ &= \frac{1}{N} \sum_i \left(\frac{1}{T} \sum_t (\dot{\varepsilon}_{it}^2 - \sigma_\varepsilon^2) \right)^2 + O_p\left(\frac{1}{N}\right) \\ &= \frac{1}{N} \sum_i \left(\frac{1}{T} \sum_t (\varepsilon_{it}^2 - \sigma_\varepsilon^2) - \bar{\varepsilon}_{i,\cdot}^2 \right)^2 + O_p\left(\frac{1}{N}\right) \\ &= \frac{1}{NT^2} \sum_i \left(\sum_t (\varepsilon_{it}^2 - \sigma_\varepsilon^2) \right)^2 - \frac{2}{NT} \sum_{i,t} (\varepsilon_{it}^2 - \sigma_\varepsilon^2) \bar{\varepsilon}_{i,\cdot}^2 + \frac{1}{N} \sum_i \bar{\varepsilon}_{i,\cdot}^4 + O_p\left(\frac{1}{N}\right). \end{aligned}$$

For first term in the above equation, we have

$$\frac{1}{NT^2} \sum_i \left(\sum_t (\varepsilon_{it}^2 - \sigma_\varepsilon^2) \right)^2 = \frac{1}{NT^2} \sum_i \left(\sum_t (\varepsilon_{it}^2 - \sigma_\varepsilon^2)^2 + \sum_{t \neq s} (\varepsilon_{it}^2 - \sigma_\varepsilon^2)(\varepsilon_{is}^2 - \sigma_\varepsilon^2) \right) = \frac{1}{T} \xi_\varepsilon^2 + O_p\left(\frac{1}{\sqrt{N}}\right).$$

following the independence between ε_{it} and ε_{is} . For the second term $\frac{2}{NT} \sum_{i,t} (\varepsilon_{it}^2 - \sigma_\varepsilon^2) \bar{\varepsilon}_{i,\cdot}^2$, we have

$$\frac{2}{NT} \sum_{i,t} (\varepsilon_{it}^2 - \sigma_\varepsilon^2) \bar{\varepsilon}_{i,\cdot}^2 = \frac{2}{NT^3} \sum_{i,t,s,u} (\varepsilon_{it}^2 - \sigma_\varepsilon^2) \varepsilon_{is} \varepsilon_{iu} = \frac{2}{NT^3} \sum_{i,t} (\varepsilon_{it}^2 - \sigma_\varepsilon^2) \varepsilon_{it}^2 + O_p\left(\frac{1}{\sqrt{N}}\right) = \frac{2}{T^2} \xi_\varepsilon^2 + O_p\left(\frac{1}{\sqrt{N}}\right).$$

For the third term $\frac{1}{N} \sum_i \bar{\varepsilon}_{i,\cdot}^4$, we have

$$\frac{1}{N} \sum_i \bar{\varepsilon}_{i,\cdot}^4 = \frac{1}{NT^4} \sum_{i,t} \varepsilon_{it}^4 + \frac{6}{NT^4} \sum_{i,t \neq s} \varepsilon_{it}^2 \varepsilon_{is}^2 + O_p \left(\frac{1}{\sqrt{N}} \right) = \frac{1}{T^3} (\xi_\varepsilon^2 + \sigma_\varepsilon^4) + \frac{6(T-1)}{T^3} \sigma_\varepsilon^4 + O_p \left(\frac{1}{\sqrt{N}} \right).$$

Summing three terms up, we have

$$\frac{1}{N} \sum_i \left(\frac{1}{T} \sum_t (\dot{y}_{it} - \hat{\tau} \dot{z}_{it})^2 - \hat{\sigma}^2 \right)^2 = \frac{(T-1)^2}{T^3} \xi_\varepsilon^2 + \frac{6T-5}{T^3} \sigma_\varepsilon^4 + O_p \left(\frac{1}{\sqrt{N}} \right).$$

Therefore,

$$\hat{\xi}_\varepsilon^2 = \frac{T^3}{N(T-1)^2} \sum_i \left(\frac{1}{T} \sum_t (\dot{y}_{it} - \hat{\tau} \dot{z}_{it})^2 - \hat{\sigma}^2 \right)^2 - \frac{6T-5}{(T-1)^2} \hat{\sigma}_\varepsilon^4 = \xi_\varepsilon^2 + O_p \left(\frac{1}{\sqrt{N}} \right)$$

that finishes the proof of the consistency of $\hat{\xi}_\varepsilon^2$.

LEMMA F.1. For $i \in \mathcal{S}_{\text{sta}}$, $\mathbb{E}[\varepsilon_{it} | \hat{\sigma}_{\text{sta},1}^2, \dots, \hat{\sigma}_{\text{sta},T}^2] = O_p \left(\frac{1}{N^2} \right)$ and $\mathbb{E}[\varepsilon_{it}^2 | \hat{\sigma}_{\text{sta},1}^2, \dots, \hat{\sigma}_{\text{sta},T}^2] = \sigma_\varepsilon^2 + O_p \left(\frac{1}{N p_{\text{sta}}} \right)$. For $i \notin \mathcal{S}_{\text{sta}}$, $\mathbb{E}[\varepsilon_{it} | \hat{\sigma}_{\text{sta},1}^2, \dots, \hat{\sigma}_{\text{sta},T}^2] = 0$ and $\mathbb{E}[\varepsilon_{it}^2 | \hat{\sigma}_{\text{sta},1}^2, \dots, \hat{\sigma}_{\text{sta},T}^2] = \sigma_\varepsilon^2$. For $i, j \in \mathcal{S}_{\text{sta}}$ and $t \neq s$, $\mathbb{E}[\varepsilon_{it} \varepsilon_{js} | \hat{\sigma}_{\text{sta},1}^2, \dots, \hat{\sigma}_{\text{sta},T}^2] = O_p \left(\frac{1}{N^{3/2}} \right)$. For $i \notin \mathcal{S}_{\text{sta}}$, and for all j, t and s (if $i = j$, then $t \neq s$), $\mathbb{E}[\varepsilon_{it} \varepsilon_{js} | \hat{\sigma}_{\text{sta},1}^2, \dots, \hat{\sigma}_{\text{sta},T}^2] = 0$.

In addition, for $i \in \mathcal{S}_{\text{sta}}$, $\mathbb{E}[\varepsilon_{it} | Z] = O_p \left(\frac{1}{N^2} \right)$ and $\mathbb{E}[\varepsilon_{it}^2 | Z] = \sigma_\varepsilon^2 + O_p \left(\frac{1}{N p_{\text{sta}}} \right)$. For $i \notin \mathcal{S}_{\text{sta}}$, $\mathbb{E}[\varepsilon_{it} | Z] = 0$ and $\mathbb{E}[\varepsilon_{it}^2 | Z] = \sigma_\varepsilon^2$. For $i, j \in \mathcal{S}_{\text{sta}}$ and $t \neq s$, $\mathbb{E}[\varepsilon_{it} \varepsilon_{js} | Z] = O_p \left(\frac{1}{N^{3/2}} \right)$. For $i \notin \mathcal{S}_{\text{sta}}$, and for all j, t and s (if $i = j$, then $t \neq s$), $\mathbb{E}[\varepsilon_{it} \varepsilon_{js} | Z] = 0$.

Proof of Lemma F.1 Note that $\hat{\sigma}_{\text{sta},t}^2 = \frac{1}{N t p_{\text{sta}}} \sum_{i \in \mathcal{S}_{\text{sta}}, 1 \leq s \leq t} \varepsilon_{is}^2 + O_p \left(\frac{1}{N} \right)$, where the randomness comes from ε_{is} for $i \in \mathcal{S}_{\text{sta}}$ and $1 \leq s \leq t$. If $j \notin \mathcal{S}_{\text{sta}}$, $\mathbb{E}[\varepsilon_{jt} | \hat{\sigma}_{\text{sta},1}^2, \dots, \hat{\sigma}_{\text{sta},T}^2] = 0$ and $\mathbb{E}[\varepsilon_{jt}^2 | \hat{\sigma}_{\text{sta},1}^2, \dots, \hat{\sigma}_{\text{sta},T}^2] = \sigma_\varepsilon^2$ as ε_{it} is i.i.d.

If $j \in \mathcal{S}_{\text{sta}}$, note that ε_{it} is equally likely to be positive and negative given $\frac{1}{N t p_{\text{sta}}} \sum_{i \in \mathcal{S}_{\text{sta}}, 1 \leq s \leq t} \varepsilon_{is}^2$. Conditioning on $\frac{1}{N t p_{\text{sta}}} \sum_{i \in \mathcal{S}_{\text{sta}}, 1 \leq s \leq t} \varepsilon_{is}^2$ does not change the mean of ε_{jt} . Therefore, only the $O_p \left(\frac{1}{N} \right)$ term could possible change the mean of ε_{jt} . The weight of ε_{jt} in this $O_p \left(\frac{1}{N} \right)$ term is at the order of $O_p \left(\frac{1}{N} \right)$. Therefore conditioning on $\hat{\sigma}_{\text{sta},1}^2, \dots, \hat{\sigma}_{\text{sta},T}^2$, the mean can be changed at the order of $O_p \left(\frac{1}{N^2} \right)$, i.e., $\mathbb{E}[\varepsilon_{it} | \hat{\sigma}_{\text{sta},1}^2, \dots, \hat{\sigma}_{\text{sta},T}^2] = O_p \left(\frac{1}{N^2} \right)$. For the second moment, although ε_{js}^2 appears in $\hat{\sigma}_{\text{sta},t}^2$ for $s \leq t$, the weight of ε_{js}^2 is $\frac{1}{N t p_{\text{sta}}}$. Therefore, conditioning on $\hat{\sigma}_{\text{sta},t}^2$, the mean of ε_{js}^2 changes by $\frac{1}{N t p_{\text{sta}}}$.

Let us consider the term $\mathbb{E}[\varepsilon_{it} \varepsilon_{js} | \hat{\sigma}_{\text{sta},1}^2, \dots, \hat{\sigma}_{\text{sta},T}^2] = O_p \left(\frac{1}{N^2} \right)$. For $i \notin \mathcal{S}_{\text{sta}}$, and for all j, t and s (if $i = j$, then $t \neq s$), then $\mathbb{E}[\varepsilon_{it} \varepsilon_{js} | \hat{\sigma}_{\text{sta},1}^2, \dots, \hat{\sigma}_{\text{sta},T}^2] = \mathbb{E}[\varepsilon_{it}] \mathbb{E}[\varepsilon_{js} | \hat{\sigma}_{\text{sta},1}^2, \dots, \hat{\sigma}_{\text{sta},T}^2] = 0$. For $i, j \in \mathcal{S}_{\text{sta}}$ and $t \neq s$, $\varepsilon_{it} \varepsilon_{js}$ appears in $\hat{\sigma}_{\text{sta},u}^2$ for $u \geq \max(t, s)$. More specifically, $\varepsilon_{it} \varepsilon_{js}$ appears in $\frac{1}{N u (u-1)} \sum_{i,t \neq s} \varepsilon_{it} \varepsilon_{is}$ with weight $\frac{1}{N^2}$ and $\frac{1}{N u (u-1)} \sum_{i,t \neq s} \varepsilon_{it} \varepsilon_{is}$ is at the order of $O_p \left(\frac{1}{\sqrt{N}} \right)$. Therefore, $\mathbb{E}[\varepsilon_{it} \varepsilon_{js} | \hat{\sigma}_{\text{sta},1}^2, \dots, \hat{\sigma}_{\text{sta},T}^2] = O_p \left(\frac{1}{N^{3/2}} \right)$.

The treatment design of STU is chosen before the experiment starts. The cross-section average of treatment design of ATU depends on $\hat{\sigma}_{\text{sta},1}^2, \dots, \hat{\sigma}_{\text{sta},T}^2$. Therefore, the error of ATU is independent of the treatment design of both STU and ATU, and consequently $\mathbb{E}[\varepsilon_{it} | Z] = 0$ and $\mathbb{E}[\varepsilon_{it}^2 | Z] = \sigma_\varepsilon^2$. In addition, for $i \notin \mathcal{S}_{\text{sta}}$, and for all j, t and s (if $i = j$, then $t \neq s$), $\mathbb{E}[\varepsilon_{it} \varepsilon_{js} | Z] = 0$.

For the error of STU, since the treatment design of ATU is randomly chosen given the cross-section average of treatment design, we can write Z as a function of $\hat{\sigma}_{\text{sta},1}^2, \dots, \hat{\sigma}_{\text{sta},T}^2$ and some random term η that

determines which a unit is treated or control given the treated fraction. By definition, η is independent of $\hat{\sigma}_{\text{sta},1}^2, \dots, \hat{\sigma}_{\text{sta},T}^2$ and ε_{it} . Therefore, $\mathbb{E}[\varepsilon_{it}|Z]$ equals

$$\mathbb{E}[\varepsilon_{it}|Z] = \mathbb{E}[\mathbb{E}[\varepsilon_{it}|\hat{\sigma}_{\text{sta},1}^2, \dots, \hat{\sigma}_{\text{sta},T}^2, \eta]|Z] = \mathbb{E}[\mathbb{E}[\varepsilon_{it}|\hat{\sigma}_{\text{sta},1}^2, \dots, \hat{\sigma}_{\text{sta},T}^2]|Z] = O_p\left(\frac{1}{N}\right).$$

Similarly,

$$\mathbb{E}[\varepsilon_{it}^2|Z] = \mathbb{E}[\mathbb{E}[\varepsilon_{it}^2|\hat{\sigma}_{\text{sta},1}^2, \dots, \hat{\sigma}_{\text{sta},T}^2, \eta]|Z] = \mathbb{E}[\mathbb{E}[\varepsilon_{it}^2|\hat{\sigma}_{\text{sta},1}^2, \dots, \hat{\sigma}_{\text{sta},T}^2]|Z] = O_p\left(\frac{1}{Np_{\text{sta}}}\right).$$

For $i, j \in \mathcal{S}_{\text{sta}}$ and $t \neq s$, $\mathbb{E}[\varepsilon_{it}\varepsilon_{js}|\hat{\sigma}_{\text{sta},1}^2, \dots, \hat{\sigma}_{\text{sta},T}^2] = O_p\left(\frac{1}{N^2}\right)$. \square

Proof of Theorem 4.1 Without loss of generality, assume the first Np_{sta} units are STU, the subsequent $0.5N(1 - p_{\text{sta}})$ units are the first set of ATU, and the remaining $0.5N(1 - p_{\text{sta}})$ units are the second set of ATU. In other words, $\mathcal{S}_{\text{sta}} = \{1, 2, \dots, Np_{\text{sta}}\}$, $\mathcal{S}_{\text{ada},1} = \{Np_{\text{sta}} + 1, Np_{\text{sta}} + 2, \dots, 0.5N(1 + p_{\text{sta}})\}$ and $\mathcal{S}_{\text{ada},2} = \{0.5N(1 + p_{\text{sta}}) + 1, \dots, N\}$.

Note that the treatment design of ATU depends on the $\hat{\sigma}_{\text{sta},t}^2$. We need to show that the asymptotic distribution of $\hat{\tau}$ continues to hold even if z_{is} depends on $\hat{\sigma}_{\text{sta},t}^2$ for $s \geq t$. From Lemma 4.1,

$$\hat{\tau}_{\text{all}} - \tau = \left(\sum_{i,t} \dot{z}_{it}^2 \right)^{-1} \sum_{i,t} \dot{z}_{it} \dot{\varepsilon}_{it}.$$

Let us first show the consistency of $\hat{\tau}_{\text{all}}$. For the term,

$$\frac{1}{NT} \sum_{i,t} \dot{z}_{it} \dot{\varepsilon}_{it} = \bar{z}\bar{\varepsilon} - \frac{1}{N} \sum_i \bar{z}_{i,\cdot} \bar{\varepsilon}_{i,\cdot} - \frac{1}{T} \sum_t \bar{z}_{\cdot,t} \bar{\varepsilon}_{\cdot,t} + \bar{z}\bar{\varepsilon}$$

From Lemma F.1, $\bar{z}\bar{\varepsilon} = \frac{1}{NT} \sum_{i,t} z_{it} \varepsilon_{it} = O_p\left(\frac{1}{\sqrt{N}}\right)$ because the treatment design of STU is chosen before the experiment starts and the treatment design of ATU only depends on the error of STU, and therefore $\mathbb{E}[\varepsilon_{it}|z_{it}] = 0$ for all i and t . Following the same argument, $\frac{1}{N} \sum_i \bar{z}_{i,\cdot} \bar{\varepsilon}_{i,\cdot} = O_p\left(\frac{1}{\sqrt{N}}\right)$. Both $\bar{\varepsilon}_{\cdot,t}$ and $\bar{\varepsilon}$ do not depend on Z and then $\bar{\varepsilon}_{\cdot,t} = O_p\left(\frac{1}{\sqrt{N}}\right)$ and $\bar{\varepsilon} = O_p\left(\frac{1}{\sqrt{N}}\right)$. Therefore, combining these four terms, we have

$$\frac{1}{NT} \sum_{i,t} \dot{z}_{it} \dot{\varepsilon}_{it} \xrightarrow{p} 0,$$

and $\hat{\tau}$ is consistent. Next we show the asymptotic distribution of $\hat{\tau}$. The estimation error of $\hat{\tau}$ can be rewritten as

$$\hat{\tau}_{\text{all}} - \tau = \frac{1}{NT} \sum_{i,t} \zeta_{it} \varepsilon_{it},$$

where $\zeta_{it} = \left(\frac{1}{NT} \sum_{i,t} \dot{z}_{it}^2\right)^{-1} \frac{1}{NT} (z_{it} - \sum_i \bar{z}_{i,\cdot} - \sum_t \bar{z}_{\cdot,t} + \bar{z})$ is a constant that depends on Z . Based on Lemma F.1, we can verify the condition $\max_{i,t} \frac{(\sigma^2 + O_p\left(\frac{1}{Np_{\text{sta}}}\right)) \zeta_{it}^2}{\sum_{i,t} (\sigma^2 + O_p\left(\frac{1}{Np_{\text{sta}}}\right)) \zeta_{it}^2} \rightarrow 0$ holds, given the expression of ζ_{it} and the boundedness of z_{it} . Therefore, from Lindeberg-Feller CLT, we have

$$\sqrt{NT}(\hat{\tau}_{\text{all}} - \tau) \xrightarrow{d} N(0, \Sigma_{\tau}(\omega)),$$

where the asymptotic variance equals $\Sigma_{\tau}(\omega)$ following that

$$\left(\frac{1}{NT} \sum_{i,t} \dot{z}_{it} \dot{\varepsilon}_{it} \right)^2 = \left(\bar{z}\bar{\varepsilon} - \frac{1}{N} \sum_i \bar{z}_{i,\cdot} \bar{\varepsilon}_{i,\cdot} \right)^2 = \frac{(T-1)^2}{N^2 T^4} \sum_{i,t} z_{it}^2 \varepsilon_{it}^2 + o_p\left(\frac{1}{NT}\right)$$

and z_{it}^2 is always one, the each unit's error is multiplied by this unit's treatment variable in $\bar{z}\bar{\varepsilon}$ and $\frac{1}{N} \sum_i \bar{z}_i \bar{\varepsilon}_i$. Then the weak dependence between ε_{it} and Z for STU does not affect the asymptotic variance of $\hat{\tau}_{\text{all}}$.

Next let us consider the asymptotic distribution of $\hat{\sigma}_{\text{ada},1}^2$.

$$\begin{aligned} \hat{\sigma}_{\text{ada},1}^2 &= \frac{1}{|\mathcal{S}_{\text{ada},1}|(T-1)} \sum_{i \in \mathcal{S}_{\text{ada},1,t}} (\dot{y}_{it} - \hat{\tau} \dot{z}_{it})^2 \\ &= \frac{1}{|\mathcal{S}_{\text{ada},1}|(T-1)} \sum_{i \in \mathcal{S}_{\text{ada},1,t}} \dot{\varepsilon}_{it}^2 - \frac{2(\hat{\tau} - \tau)}{|\mathcal{S}_{\text{ada},1}|(T-1)} \sum_{i \in \mathcal{S}_{\text{ada},1,t}} \dot{z}_{it} \dot{\varepsilon}_{it} + \frac{(\hat{\tau} - \tau)^2}{|\mathcal{S}_{\text{ada},1}|(T-1)} \sum_{i \in \mathcal{S}_{\text{ada},1,t}} \dot{z}_{it}^2 \\ &= \frac{1}{|\mathcal{S}_{\text{ada},1}|(T-1)} \sum_{i \in \mathcal{S}_{\text{ada},1,t}} \dot{\varepsilon}_{it}^2 + O_p\left(\frac{1}{|\mathcal{S}_{\text{ada},1}|}\right) \\ &= \sigma_\varepsilon^2 + \frac{1}{|\mathcal{S}_{\text{ada},1}|T} \sum_{i \in \mathcal{S}_{\text{ada},1,t}} (\varepsilon_{it}^2 - \sigma_\varepsilon^2) + \frac{1}{|\mathcal{S}_{\text{ada},1}|T(T-1)} \sum_{i \in \mathcal{S}_{\text{ada},1,t} \neq s} \varepsilon_{it} \varepsilon_{is} + O_p\left(\frac{1}{N}\right) \end{aligned}$$

Then from Lemma 4.1, we have

$$\sqrt{|\mathcal{S}_{\text{ada},1}|(T-1)}(\hat{\sigma}_{\text{ada},1}^2 - \sigma_\varepsilon^2) \xrightarrow{d} N\left(0, \xi_\varepsilon^2 + \frac{1}{T-1} \sigma_\varepsilon^4\right).$$

Similarly,

$$\sqrt{|\mathcal{S}_{\text{ada},2}|(T-1)}(\hat{\sigma}_{\text{ada},2}^2 - \sigma_\varepsilon^2) \xrightarrow{d} N\left(0, \xi_\varepsilon^2 + \frac{1}{T-1} \sigma_\varepsilon^4\right).$$

Since $\hat{\sigma}_{\text{ada},1}^2$ and $\hat{\sigma}_{\text{ada},2}^2$ are estimated from different set of units, and ε_{it} is i.i.d., they are independent and are jointly normal, together with $|\mathcal{S}_{\text{ada},1}| = |\mathcal{S}_{\text{ada},2}| = 0.5N(1 - p_{\text{sta}})$ i.e.,

$$\sqrt{0.5N(1 - p_{\text{sta}})T} \begin{pmatrix} \hat{\sigma}_{\text{ada},1}^2 \\ \hat{\sigma}_{\text{ada},2}^2 \end{pmatrix} - \begin{pmatrix} \sigma_\varepsilon^2 \\ \sigma_\varepsilon^2 \end{pmatrix} \xrightarrow{d} \mathcal{N}\left(\begin{bmatrix} 0 \\ 0 \end{bmatrix}, \begin{bmatrix} \xi_\varepsilon^2 + \frac{1}{T-1} \sigma_\varepsilon^4 & 0 \\ 0 & \xi_\varepsilon^2 + \frac{1}{T-1} \sigma_\varepsilon^4 \end{bmatrix}\right). \quad (\text{F.17})$$

Regarding the asymptotic covariance between $\hat{\tau}_{\text{all}}$ and $\hat{\sigma}_{\text{ada},1}^2$, we need to consider two terms. The first term is

$$\begin{aligned} &\left(\frac{1}{NT} \sum_{i,t} \zeta_{it} \varepsilon_{it}\right) \left(\frac{1}{|\mathcal{S}_{\text{ada},1}|T} \sum_{i \in \mathcal{S}_{\text{ada},1,t}} (\varepsilon_{it}^2 - \sigma_\varepsilon^2)\right) \\ &= \underbrace{\frac{1}{N|\mathcal{S}_{\text{ada},1}|T^2} \sum_{i,t} \zeta_{it} \varepsilon_{it} (\varepsilon_{it}^2 - \sigma_\varepsilon^2)}_{(a)} + \underbrace{\frac{1}{N|\mathcal{S}_{\text{ada},1}|T^2} \sum_{(i,t) \neq (j,s), j \in \mathcal{S}_{\text{ada},1}} \zeta_{it} \varepsilon_{it} (\varepsilon_{js}^2 - \sigma_\varepsilon^2)}_{(b)}. \end{aligned}$$

(a) = $O_p\left(\frac{1}{N}\right)$ because (a) is sum of $|\mathcal{S}_{\text{ada},1}|T$ terms but the denominator is $\frac{1}{N|\mathcal{S}_{\text{ada},1}|T^2}$. (b) = $O_p\left(\frac{1}{\sqrt{N|\mathcal{S}_{\text{ada},1}|}}\right)$ because

$$\begin{aligned} (b)^2 &= \frac{1}{N^2|\mathcal{S}_{\text{ada},1}|^2T^4} \left\{ \underbrace{\sum_{(i,t) \neq (j,s), j \in \mathcal{S}_{\text{ada},1}} \zeta_{it}^2 \varepsilon_{it}^2 (\varepsilon_{js}^2 - \sigma_\varepsilon^2)^2}_{O(N|\mathcal{S}_{\text{ada},1}|T^2) \text{ terms}} + \underbrace{\sum_{\substack{(i,t) \neq (j,s), (k,u) \neq (j,s), \\ (i,t) \neq (k,u), j \in \mathcal{S}_{\text{ada},1}}} \zeta_{it} \varepsilon_{it} \zeta_{ku} \varepsilon_{ku} (\varepsilon_{js}^2 - \sigma_\varepsilon^2)^2}_{O(N^2|\mathcal{S}_{\text{ada},1}|T^3) \text{ terms, mean of each term is } O_p\left(\frac{1}{N^{3/2}}\right) \text{ from Lemma F.1}} \right\} \\ &= \underbrace{\sum_{\substack{(i,t), (k,u), (j,s), (l,v) \\ \text{differs from each other,} \\ j, l \in \mathcal{S}_{\text{ada},1}}} \zeta_{it} \varepsilon_{it} \zeta_{ku} \varepsilon_{ku} (\varepsilon_{js}^2 - \sigma_\varepsilon^2)(\varepsilon_{lv}^2 - \sigma_\varepsilon^2)}_{O(N^2|\mathcal{S}_{\text{ada},1}|^2T^4) \text{ terms, mean of each term is 0}} \\ &= O_p\left(\frac{N|\mathcal{S}_{\text{ada},1}|T^2}{N^2|\mathcal{S}_{\text{ada},1}|^2T^4}\right) + O_p\left(\frac{N^2|\mathcal{S}_{\text{ada},1}|T^2}{N^2|\mathcal{S}_{\text{ada},1}|^2T^4}\right) O_p\left(\frac{1}{N^{3/2}}\right) + O_p\left(\frac{1}{N|\mathcal{S}_{\text{ada},1}|T^2}\right) \\ &= O_p\left(\frac{1}{N|\mathcal{S}_{\text{ada},1}|}\right) \end{aligned}$$

Therefore, the sum of (a) and (b) is at the order of $O_p\left(\frac{1}{\sqrt{N|\mathcal{S}_{\text{ada},1}|}}\right)$.

The second term is

$$\begin{aligned} & \left(\frac{1}{NT} \sum_{i,t} \zeta_{it} \varepsilon_{it}\right) \left(\frac{1}{|\mathcal{S}_{\text{ada},1}|T(T-1)} \sum_{i,t \neq s} \varepsilon_{it} \varepsilon_{is}\right) = \frac{1}{N|\mathcal{S}_{\text{ada},1}|T^2(T-1)} \sum_{i,j,t,u \neq s} \zeta_{it} \varepsilon_{it} \varepsilon_{ju} \varepsilon_{js} \\ & = O_p\left(\frac{1}{\sqrt{N|\mathcal{S}_{\text{ada},1}|}}\right) \end{aligned}$$

because the mean of each term is 0.

Summing up two terms, the asymptotic covariance between $\hat{\tau}_{\text{all}}$ and $\hat{\sigma}_{\mathcal{S}_{\text{ada},1}}^2$ is at the order of $O_p\left(\frac{1}{\sqrt{N|\mathcal{S}_{\text{ada},1}|}}\right)$. Given the convergence rate of $\hat{\tau}$ and $\hat{\sigma}^2$ are \sqrt{NT} and $\sqrt{|\mathcal{S}_{\text{ada},1}|}$, the sum of (a) and (b) is negligible.

Similarly, the asymptotic variance between $\hat{\tau}_{\text{all}}$ and $\hat{\sigma}_{\mathcal{S}_{\text{ada},2}}^2$ is at the order of $O_p\left(\frac{1}{\sqrt{N|\mathcal{S}_{\text{ada},2}|}}\right)$ that is negligible.

We then finish the proof of Theorem 4.1.