

xSLUE: A Benchmark and Analysis Platform for Cross-Style Language Understanding and Evaluation

Dongyeop Kang Eduard Hovy

Carnegie Mellon University, Pittsburgh, PA, USA

{dongyeok, hovy}@cs.cmu.edu

Abstract

Every natural text is written in some style. The style is formed by a complex combination of different stylistic factors, including formality markers, emotions, metaphor, etc. Some factors implicitly reflect the author’s personality, while others are explicitly controlled by the author’s choices in order to achieve some personal or social goal. One cannot form a complete understanding of a text and its author without considering these factors. The factors combine and co-vary in complex ways to form styles. Studying the nature of the co-varying combinations sheds light on stylistic language in general, sometimes called *cross-style language understanding*. This paper provides a benchmark corpus (xSLUE) with an online platform (<http://xslue.com>) for cross-style language understanding and evaluation. The benchmark contains text in 15 different styles and 23 classification tasks. For each task, we provide the fine-tuned classifier for further analysis. Our analysis shows that some styles are highly dependent on each other (e.g., impoliteness and offense), and some domains (e.g., tweets, political debates) are stylistically more diverse than others (e.g., academic manuscripts). We discuss the technical challenges of cross-style understanding and potential directions for future research: cross-style modeling which shares the internal representation for low-resource or low-performance styles and other applications such as cross-style generation.

1 Introduction

People often use style in text as a strategic choice for their social interaction (Hovy, 2018). For example, in order to show respect to elder people, one may use more polite language than to friends. The strategic use of stylistic text is mainly because style often conveys more information (e.g., respect) than is contained in the literal meaning of the text

(Hovy, 1987). From a sociolinguistic perspective (Nguyen et al., 2016), the role of style can be defined by its pragmatics aspects and rhetorical goals (Hovy, 1987) or personal and group characteristics of participants (Biber, 1991). More recently, they are called creative language (Ji and Knight, 2018) in a broader context.

Imagine an orchestra performed by a large group of instrumental ensemble. What we only hear at the end is the harmonized sound of complex interacting combinations of individual instruments, where the conductor controls their combinatory choices (e.g., score, tempo, correctness) on top of it. Some of the instruments are in the same category such as violin and cello for bowed string type, and horn and trumpet for brass type. Similarly, text as the final output reflects complex combination of different types of styles where each style has its own choice of lexical or syntactic features. Consistent combination of the choices by the speaker (like a conductor in orchestra performance) will produce stylistically appropriate text given context.

The stylistic choice for text is often triggered by an implicit reflection of someone’s characteristics (e.g., personality, demographic traits (Kang et al., 2019), emotion of the speaker on the topic (Rashkin et al., 2019)) or an explicit control for the social goals (e.g., the relationship with the hearer, the figurative usage of text (Dobrovolskij and Piirainen, 2005; Glucksberg et al., 2001; Loenneker-Rodman and Narayanan, 2010), pragmatics aspects (Hovy, 1987)). Broadly, we call each individual as one specific *style* type of language in this work. We computationally compress each individual into a single numerical variable (e.g., positive for 1 and negative for 0 in sentiment analysis) in order to represent its amount contained in the text.

However, style is not a single variable, but a combination of multiple variables co-vary in conjunction. For example, a text “a woman needs a

Figurative styles

humor (ShortHumor, ShortJoke), *sarcasm* (SarcGhosh, SARC), *metaphor* (TroFi, VUA)

Affective styles

emotion (EmoBank, DailyDialog, CrowdFlower), *offense* (HateOffensive), *romance* (ShortRomance), *sentiment* (SentiTreeBank)

Personal styles

age (PASTEL), *ethnicity* (PASTEL), *gender* (PASTEL), *education level* (PASTEL), *political view* (PASTEL)

Interpersonal styles

formality (GYAFC), *politeness* (StanfordPolite)

Table 1: Our categorization of styles with their benchmark dataset (under parenthesis) used in xSLUE.

man like a fish needs a bicycle” uses a metaphor between two clauses but make the latter not contradictory so make the former ironical. Is irony (or sarcasm) always a subset of metaphor? Are these two styles dependent on each other? Despite the recent advances on various applications of style language such as style transfer, only a few works pay attention on how different style types (e.g., formality, politeness) co-vary together in textual variation, which styles are interdependent on each other, and how they are systematically composed to produce the final text. We call such studies as *cross-style language understanding*.

Due to the co-varying phenomena of styles, some controlled the confounding variables except for the target style to identify (Nguyen et al., 2016; Bamman et al., 2014; Rabinovich et al., 2016; Kang et al., 2019). On the other side, a few works studied cross-style dependency, but focusing on the particular group of styles such as demographics (Preoțiu-Pietro and Ungar, 2018), emotions (Warriner et al., 2013), or between metaphor and emotion (Dankers et al., 2019; Mohammad et al., 2016).

To accelerate more research along this line, we present a benchmark (xSLUE) for understanding and evaluating cross-style language which includes following contributions:

- provide a theoretical categorization of 15 style types (Figure 1) into four groups: figurative, affective, personal and interpersonal styles.
- build an online platform (<http://xslue.com>) for comparing systems and easily downloading the dataset. Our benchmark includes 15 different style types (e.g., formality, emotion, humor, politeness, sarcasm, offense, romance, personal traits) and 23 classification tasks.
- share the fine-tuned classifiers on each style using the BERT (Devlin et al., 2019), showing

significant improvements over the baselines.

- collect an extra diagnostic set (i.e., 600 samples of text) which has multiple values of style types in conjunction annotated by human workers for investigating cross-style behavior of the model.
- provide interesting observations of cross-style language: correlations between two styles (e.g., impoliteness is related to offense) and a comparison of the diversity across domains (e.g., academic papers are stylistically less diverse than tweets).

We believe our benchmark helps more in-depth study of stylistic language in general, and suggest interesting directions for future research such as cross-style transfer and study on underlying inter-style dependency in textual variation.

2 Related Work

Cross-style language understanding. Due to the broad categories of style language, only a few earlier works attempted to define general roles of style and provided theoretical categories of them. For example, Hovy (1987) categorized styles into pragmatics aspects (e.g., relationship between speaker and hearer) and rhetorical goals (e.g., formality, power). Biber (1991) defined several components of conversational situation such as social roles, personal and group characteristics (e.g., social class), and participants’ relations. However, they are mostly based on theoretical investigation tested on a few example cases without any empirical evidence or scalable analysis to support it. Our study provides the empirical observations to support some of the theories.

On the other hands, some recent works attempted to provide empirical evidence of style dependencies but in very limited setting: Warriner et al. (2013) conducted extensive analysis on emotional norms and their correlation in lexical features of text. Chhaya et al. (2018) studied correlation of formality, frustration, and politeness but on small size of samples (i.e., 960 emails). Preoțiu-Pietro and Ungar (2018) focused on correlation across demographic information (e.g., age, gender, race) and with some other factors such as emotions. Dankers et al. (2019); Mohammad et al. (2016) studied the interplay of metaphor and emotion in text. In sarcasm detection, sentiment is also used as a sub-problem for an additional feature (Liu et al., 2010).

Instead of finding the dependencies, some prior works controlled the confounding style variables

to identify the target style: For example, different demographic attributes (e.g., gender, age) are collected in conjunction and controlled on each other (Nguyen et al., 2016). Gender type is controlled to study gender-specific social media analysis (Baman et al., 2014) or develop personalized machine translation systems (Rabinovich et al., 2016). Recently, six demographic attributes of text (e.g., age, gender, political view, education level, ethnicity) are written in parallel and used for controlled experiment in style classification and transfer (Kang et al., 2019).

Evaluation platforms. In terms of platform contributions (e.g., benchmark, analysis platform), this work is highly motivated by the recent benchmark, GLUE (Wang et al., 2018), for understanding sentence-level textual inference (e.g., entailment). Similar to the GLUE platform, we provide a benchmark set of style language as well as newly collected datasets; romantic and humor classification. In addition to that, we also provide (1) the fine-tuned classifiers using the state-of-the-art contextualized word embeddings (Devlin et al., 2019), (2) a diagnostic set of text annotated by human workers for cross-style classification, and additional applications such as correlation analysis across styles, style diversity with respect to domains, and more.

Comparison with Multilingualism. Another motivation is the spirit of studying multiple language in conjunction called multilingual (Edwards, 2002). One major different of multi-stylism with multilingualism is that studying multiple styles is more likely compositional among different styles, while the latter is not except for code-switching case where different languages are used in a mixed way. This is why our work is called cross-style rather than simply multi-style.

3 Categorization of Styles

Compared to the prior categorization of style types (Hovy, 1987; Biber, 1991) under a sociolinguistic perspective, our study covers more broad categories of styles. We describe what types of styles are studied in this work and provide our theoretical categorization by clustering them into two dimensions: social participation (from personal to interpersonal) and content coupledness (from loosely coupled to tightly coupled on content).

3.1 Selection of Styles-of-Interest

The term *style* is often used in a mixed manner, while no one actually defines the exact meaning of it with its overall category. As a bottom-up approach, we survey recent works which describe their work as a style language, and then collect 14 widely-used unique style types: *emotion, sentiment, metaphor, humor, sarcasm, offensiveness, romance, formality, politeness, age, ethnicity, gender, political orientation, and education level*. The full list of our survey is described in §4.

3.2 Categorization of Styles

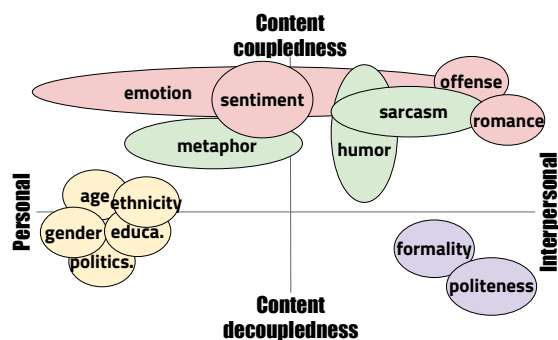


Figure 1: A conceptual grouping of styles: x-axis is the aspect of style’s social participation, while y-axis is the aspect of style’s coupledness on content.

We hypothesize two orthogonal aspects of styles; social participation and content coupledness, and cluster the 14 style types over two dimensions of the aspects (Figure 1).

Social participation means whether a style is related to the speaker (i.e., personal) or the hearer (i.e., interpersonal) in a conversation. This dimension was studied in Biber (1991): personal style is the personal characteristics of the speaker (e.g., personalities), while interpersonal style is the relationship with the hearer (e.g., friendship). In addition to the Biber (1991)’s definition, our view focuses on whether the style affects textual variation implicitly or explicitly. While personal styles (e.g., age, gender) are originally given to a person so her or his text implicitly contains the combination of her or his personal styles (e.g., age, gender) (Kang et al., 2019), interpersonal styles (e.g., friend, enemy, boss) are given by their social interactions so the text can be explicitly controlled by the speaker with respect to the hearer. For instance, one may speak more formal words by explicitly controlling the formality of text depending on the person to talk with, while your personal characteristics or

demographic traits (e.g., ethnicity) are implicitly contained on your own words without any explicit control. Recently, [Calvo and Mac Kim \(2013\)](#) distinguished emotion’s ascription between writer’s vs. reader’s perspectives.

Content coupledness means how much style is tightly or loosely coupled to the content of original text. [Ficler and Goldberg \(2017\)](#) controlled different styles (e.g., descriptive, professional) in text variation, regardless of its coupledness to the semantics of text. However, it is often observed that content words are tightly coupled with its styles ([Kang et al., 2019](#); [Preoțiuc-Pietro and Ungar, 2018](#)). For instance, you can increase or decrease formality of text regardless of the topic of text, while you may have specific degree of emotion or offensiveness with respect to the certain topic or person.

We then project the 13 styles over the two dimensions, and stretch each style if it aligns with a broad spectrum of each dimension (Figure 1). The personal styles (e.g., age, gender, education level, ethnicity) are not biased on the content because they are implicitly reflected on text. On the hands, formality and politeness are interpersonal but loosely coupled on content, because they are independently used regardless of content. Emotion can be either personal or interpersonal, while offense and romance are only related to the other person, and sentiment is tightly coupled with content. The other three styles; metaphor, sarcasm, and humor are more complex phenomena on top of others, so being stretched over the dimensions.

Based on these groupings, we categorize them into four groups: figurative styles (i.e., humor, sarcasm, metaphor), affective styles (i.e., emotion, offense, romance, sentiment), personal style (i.e., age, ethnicity, gender, education level, political view), and interpersonal style (i.e., formality, politeness). Note that our dimensions are driven by simple conjectures, so there might be better projections and categorization. Instead, our goal is to provide one potential categorization of styles using our own theory and then compare it with empirically-observed style clusters in §6.

4 xSLUE: A Benchmark for Cross-Style Language Understanding

4.1 Dataset for Individual Style Language

We choose existing datasets of style language or collect our own if there is no dataset available. Here

are the rules of thumbs in our data collection and preprocessing:

- we do not use datasets with small samples (i.e., $\leq 2K$) due to its feasibility of training.
- we limit our dataset to classify on only single sentence, even though there exist various settings of tasks (e.g., context-given sentence).
- if dataset has its own split, we follow that. Otherwise, we randomly split it by 0.9/0.05/0.05 ratios for train/valid/test, respectively.
- if dataset has only positive samples (e.g., ShortHumor), we do negative sampling.
- due to label imbalance of some datasets, we measure f-score and accuracy for classification tasks and Pearson-Spearman correlation for regression tasks. For multi-labels, all scores are macro-averaged.

Table 2 summarizes the style types, datasets, and data statistics (e.g., sample size, data split, distribution of labels, label balance, domain of text, public availability, and task type). We describe more details of our data collection and preprocessing below.

Formality. Appropriately choosing the right formality in the situation (e.g., a person to talk to) is the key aspect for effective communication ([Heylighen and Dewaele, 1999](#)). We use GYAFC dataset ([Rao and Tetreault, 2018](#)) which includes both formal and informal text collected from web. However, the dataset requires an individual authorization from the authors, so our benchmark only contains the script for preprocessing it to make the same format as other datasets.

Humor. Humor (or joke) is a social style to make conversation more smooth or make a break. Detecting humor ([Rodrigo and de Oliveira; Yang et al., 2015](#); [Chandrasekaran et al., 2016](#)) and entendre ([Kiddon and Brun, 2011](#)) or generating jokes ([Ritchie, 2005](#); [Petrovic and Matthews, 2013](#)) had been broadly studied using various linguistic features. We use the two well-known dataset used in humor detection: ShortHumor¹ which contains 22K humorous sentences collected from six different websites² and ShortJoke which contains 231K jokes scraped from several websites³. To

¹<http://github.com/CrowdTruth/Short-Text-Corpus-For-Humor-Detection>

²twitter, textfiles, funnyshortjokes, lanughfactory, goodrid-dlesnow, onelinefun

³Beside the two, there are many other joke datasets such as ([Pungas, 2017](#); [Potash et al., 2017](#); [Rodrigo and de Oliveira; Mihalcea and Strapparava, 2006](#)), but they do not perfectly fit to our project because of the limited domain or low recall

Table 2: Style types and datasets in xSLUE. Every label in the datasets ranges in $[0, 1]$. #S and #L mean the number of total samples and labels, respectively. ‘_’ means sub-tasks of the dataset. For dataset with multiple labels, we only show top-five frequent ones. *clsf.* denotes classification task, and *rgrs.* regression. We use accuracy and f1 measures for classification tasks, and Pearson-Spearman correlation for regression tasks.

STYLE TYPE & Dataset	#S	Split	#L	Label(proportion)	Balance	Domain	Public	Task
FORMALITY								
GYAFC (Rao and Tetreault, 2018)	224k	given	2	formal (50%), informal (50%)	Y	web	N	clsf.
POLITENESS								
StanfPolite (Danescu-Niculescu-Mizil et al., 2013)	10k	given	2	polite (49.6%), impolite (50.3%)	Y	web	Y	clsf.
HUMOR								
ShortHumor	44k	random	2	humor (50%), non-humor (50%)	Y	web	Y	clsf.
ShortJoke	463k	random	2	humor (50%), non-humor (50%)	Y	web	Y	clsf.
SARCASM								
SarcGhosh (Ghosh and Veale, 2016)	43k	given	2	sarcastic (45%), non-sarcastic (55%)	Y	tweet	Y	clsf.
SARC (Khodak et al., 2017)	321k	given	2	sarcastic (50%), non-sarcastic (50%)	Y	reddit	Y	clsf.
SARC_pol (Khodak et al., 2017)	17k	given	2	sarcastic (50%), non-sarcastic (50%)	Y	reddit	Y	clsf.
METAPHOR								
VUA (Steen, 2010)	23k	given	2	metaphor (28.3%), non-metaphor (71.6%)	N	misc.	Y	clsf.
TroFi (Birke and Sarkar, 2006)	3k	random	2	metaphor (43.5%), non-metaphor (54.5%)	N	news	Y	clsf.
EMOTION								
EmoBank _{valence} (Buechel and Hahn, 2017)	10k	random	1	negative, positive	-	misc.	Y	rgrs.
EmoBank _{arousal} (Buechel and Hahn, 2017)	10k	random	1	calm, excited	-	misc.	Y	rgrs.
EmoBank _{dominance} (Buechel and Hahn, 2017)	10k	random	1	being_controlled, being_in_control	-	misc.	Y	rgrs.
CrowdFlower	40k	random	14	neutral (21%), worry (21%), happy (13%), sad (12%), love (9%) ..	N	tweet	Y	clsf.
DailyDialog (Li et al., 2017)	102k	given	7	noemotion (83%), happy (12%), surprise (1%), fear (.1%), disgust (.3%), sad (1%), anger(9%)	N	dialogue	Y	clsf.
OFFENSE								
HateOffensive (Davidson et al., 2017)	24k	given	3	hate (6.8%), offensive (76.3%), neither (16.8%)	N	tweet	Y	clsf.
ROMANCE								
ShortRomance	2k	random	2	romantic (50%), non-romantic (50%)	Y	web	Y	clsf.
SENTIMENT								
SentiBank (Socher et al., 2013)	239k	given	2	positive (54.6%), negative (45.4%)	Y	web	Y	clsf.
PERSONA								
PASTEL_gender (Kang et al., 2019)	41k	given	3	Female (61.2%), Male (38.0%), Others (.6%)	N	caption	Y	clsf.
PASTEL_age (Kang et al., 2019)	41k	given	8	35-44 (15.3%), 25-34 (42.1%), 18-24 (21.9%), 45-54 (9.2%), 55-74 (10.5%)	N	caption	Y	clsf.
PASTEL_country (Kang et al., 2019)	41k	given	2	USA (97.9%), UK (2.1%)	N	caption	Y	clsf.
PASTEL_politics (Kang et al., 2019)	41k	given	3	Left (42.7%), Center (41.7%), Right (15.5%)	N	caption	Y	clsf.
PASTEL_education (Kang et al., 2019)	41k	given	10	Bachelor (30.6%), Master (18.4%), NoDegree (18.2%), HighSchool (11.0%), Associate (9.3%) ..	N	caption	Y	clsf.
PASTEL_ethnicity (Kang et al., 2019)	41k	given	10	Caucasian(75.6%), NativeAmerican(8.6%), Hispani-cOrLatino(3.3%), African(5.5%), EastAsian(2.5%)..	N	caption	Y	clsf.

collect negative samples, we randomly sample negative sentences (i.e., non-humorous text) from the two sources: random sentences from Reddit summarization corpus (Jung et al., 2019) and literal sentences from Reddit corpus (Khodak et al., 2017). For ShortJoke, we sample more negative samples with replacement up to the same number of positive ones for the label balance.

Politeness. Encoding (im)politeness in conversation often plays different roles of social interactions such as power dynamics at workplaces, decisive factor, and strategic use of it in social context (e.g., request) (Chilton, 1990; Holmes and Stubbe, 2015; Clark and Schunk, 1980). For example, one can say “if you don’t mind” or “I’m sorry, but” to strategically being indirect or apologizing for the imposition, respectively (Lakoff, 1973). We use Stanford’s politeness dataset StanfPolite (Danescu-

problem.

Niculescu-Mizil et al., 2013) which collects request types of polite text from web such as Stack Exchange question-answer community⁴.

Sarcasm. Sarcasm acts by using words that mean something other than what you want to say, to insult someone, show irritation, or simply be funny. Therefore, it is often used interchangeably with irony. The detailed category of its role is summarized in (Joshi et al., 2017). Detecting sarcastic text is often regarded as a sub-problem for sentiment analysis (Liu et al., 2010). Such figurative nature of sarcasm leads more challenges to identify it in text (Tepperman et al., 2006; Wallace et al., 2014; Wallace, 2015). Sarcasm datasets are collected and annotated in different domains: books (Joshi et al., 2016), tweets (González-Ibáñez et al., 2011; Ghosh et al., 2015; Peled and Reichart,

⁴<http://stackexchange.com/about>

2017; Ghosh and Veale, 2016), reviews (Filatova, 2012), forums (Walker et al., 2012), and Reddit comments (Khodak et al., 2017). We choose two of them for the purpose of our project (e.g., data size, public availability, and length of text): SarcGhosh (Ghosh and Veale, 2016) and SARC version 2.0 (Khodak et al., 2017)⁵. We use the same preprocessing scheme in Ilić et al. (2018) on SARC.

Metaphor. Metaphor is a figurative language that describes an object or an action by applying to which is not actually applicable. Such object is often regarded as a representative or symbolic thing, especially somewhat abstract. Detecting metaphoric text has been studied in different ways: rule-based (Russell, 1976; Martin, 1992), dictionary-based, and recently more computation-based with different factors (e.g., discourse, topic transition, emotion) (Nissim and Markert, 2003; Jang et al., 2017; Mohler et al., 2013). We use two benchmark datasets⁶: Trope Finder (TroFi) (Birke and Sarkar, 2006) and VU Amsterdam VUA Corpus (Steen, 2010) where metaphoric text are annotated by human annotators.

Offense. Hate speech is a speech that targets disadvantaged social groups based on group characteristics (e.g., race, ethnicity, gender, and sexual orientation) in a manner that is potentially harmful to them (Jacobs et al., 1998; Walker, 1994). More recently, Davidson et al. (2017) defined hate speech as *language that is used to expressed hatred towards a targeted group or is intended to be derogatory, to humiliate, or to insult the members of group.*, which is category of offensive language in general. We use the HateOffensive dataset (Davidson et al., 2017) which includes hate text (7%), offensive text (76%), and none of them (17%).

Romance. To the best of our survey, we could not find any dataset which includes romantic and non-romantic text. Thus, we crawl romantic text from eleven different web sites (See Appendix), pre-process them by filtering out some noisy, too long, and duplicate text, and then make a new dataset called ShortRomance. Similar to the ShortHumor and ShortJoke, we make the same number of negative samples from the literal Reddit

sentences (Khodak et al., 2017) as the same number of the romantic text.

Sentiment. Identifying sentiment polarity of an opinion is challenging because of its implicit and explicit presence in text (Kim and Hovy, 2004; Pang et al., 2008). We use the large scale of annotated sentiment corpus on movie reviews; Sentiment Tree Bank (Socher et al., 2013) (Sent iBank).

Emotion. Emotion is a more fine-grained modeling of sentiment. Modeling emotion can be either *categorical* or *dimensional*. While Ekman’s basic six categories of emotions (Ekman, 1992) conceptualize emotions as discrete states: anger, joy, surprise, disgust, fear, and sadness, the dimensional model (Warriner et al., 2013) considers the states as a small number of independent emotional dimensions: Valence (concept of polarity), Arousal (degree of calmness or excitement), and Dominance (perceived degree of control); the VAD model. We use two datasets: one (i.e., DailyDialog (Li et al., 2017)) from the Ekman’s categorical model and another (i.e., EmoBank (Buechel and Hahn, 2017)) from the VAD’s model. The range for original EmoBank was $[0, 5]$ but we normalize it in $[0, 1]$ in our benchmark. We also include a large but little noisy emotion-annotated corpus CrowdFlower⁷, which includes not only the Ekman’s categories but also additional categories: enthusiasm, worry, love, fun, hate, relief, and boredom.

Persona. Persona is a pragmatics style in group characteristics of the speaker (Kang et al., 2019). It is often observed that certain group of persona has a specific usage of certain textual features. We use the stylistic language dataset written in parallel called PASTEL (Kang et al., 2019) where multiple types of the author’s personas are given in conjunction. Similar to the emotion datasets, PASTEL also has multiple attributes together (i.e., age, gender, political view, ethnic, country, education level), where most categories are unbalanced.

4.2 Diagnostic Set for Cross-Style Language

With individual types of style, we may train a classifier on each and measure its performance on an individual test set. However, without a shared test set across different styles, we can not measure how different styles are identified at the same time (i.e., *cross-style classification*) and whether the model

⁵SARC_{pol} is a sub-task for text from politics subreddit.

⁶We did not include (Mohler et al., 2016) because the labels are not obtained from human annotators.

⁷http://www.crowdfunder.com/wp-content/uploads/2016/07/text_emotion.csv

captures the underlying structure of inter-style variation of text (See our experiment in §5). We collect a diagnostic set by annotating appropriate labels of multiple styles at the same time. We prepare two diagnostic set: *cross-test set* and *tweet-dynamic set*.

- *cross-test* set is 100 samples randomly chosen from test samples on different style datasets. We have two steps of sampling: First, we randomly select 40 test samples from the 15 datasets. Among the 600 test samples, we randomly choose the final 100 samples as our final cross-test diagnostic samples. Each sample from the cross-test set has its ground-truth label for the style which is sampled from, so we used it for a sanity checking of our annotations.
- *tweet-diverse* set is another 100 samples chosen from random tweets. We first collect the top-ranked 300 tweets with high stylistic diversity and another bottom-ranked 300 tweets with less stylistic diversity (See §6.2 for our definition and measurement of style diversity). Then, we randomly sample 100 tweets from the collection.

Using the two sets of diagnostic samples⁸, we then ask human workers to predict the stylistic attribute of the text for multiple style types, where three different annotators are assigned on each sample. The detailed instructions and annotation schemes are in Appendix. The final label for each style is decided as a discrete label via majority voting over the three annotators and as a continuous value by averaging the number of votes. For personal styles (e.g., age, gender), we also add Don't Know option to choose in case that its prediction is too difficult. In case three votes are all different each other, we did not use the sample in our evaluation⁹.

5 Single and Cross Style Classification

Setup. In a single-style classification, we individually train a classifier (or regression model for EmoBank) on each dataset and predict the label. For a simplicity, we use the pre-trained language model; uncased Bidirectional Encoder Representations from Transformers (BERT) (Devlin et al., 2019)¹⁰ and fine-tune it on each dataset using two-

⁸We will collect additional 400 samples; 200 for each set, in the final version.

⁹We will be releasing these ambiguous or controversy cases including the Don't Know answer as a separate evaluation set in the future.

¹⁰We have tried different variants of the BERT models such as 'large-uncased', showing comparable performance.

layers of perceptions on top of the pre-trained model. For evaluation, we report both accuracy and f1-score by macro-averaging due to the label imbalance.

For a baseline, we provide a simple majority classifier (i.e., taking the majority label from the training set and using the label for prediction on test set). In addition, we apply another baseline using Bidirectional LSTM (BiLSTM) (Hochreiter and Schmidhuber, 1997) with the pre-trained word embeddings (Pennington et al., 2014). We report both human and model performances from the original paper if given. If the experimental setup is not directly applicable (e.g., difference in evaluation metrics), we mark them as *na*. The details of the hyper-parameters are in Appendix.

Results. Table 3 (left) shows performance on single-style classification (left) and cross-style classification (right). The fine-tuned BERT classifier outperforms the majority and BiLSTM baselines on f1 score by the large margins except for SarcGhosh. Especially, BERT shows significant improvements on f1 scores on for personal styles. For sarcasm and politeness tasks, our classifiers do not outperform the scores in the original papers, which use additional hand-written syntactic features.

When classifying multiple styles at the same time called *cross-style classification* (Table 3 (right)), single-style classifiers did not show comparable performance as done in single-style classification. This is mainly because single-style classifier trained on specific domain of dataset is biased to the domain and/or the dataset itself may include some annotation artifacts which are not scalable to the held-out samples. More importantly, there is a fundamental difference of cross-style classification compared to the single-style classification: when predicting multiple styles together, you may consider how different styles are dependent on each other, indicating the necessity of an unified model where multiple styles are jointly trained. Such joint models need to take into account the underlying dependency structure of different styles in classification task. This may be also applicable to multi-style generation task like you heard the harmonized sound of complex combinations of individual instruments at the end.

Table 3: Single-style and cross-style classification. *na* means not applicable. We use both accuracy and macro-averaged f1-score (under parenthesis) for classification tasks. For cross-style classification, we only choose one dataset if multiple datasets per style exist.

STYLE	Dataset	Single-style classification				Cross-style classification	
		Majority	Original	BiLSTM	BERT	<i>cross-test</i>	<i>tweet-diverse</i>
						BERT	BERT
FORMALITY	GYAFC	43.3 (30.2)	<i>na</i>	76.5 (76.4)	88.3 (88.3)	64.1 (63.8)	75.0 (55.8)
POLITE.	StanfPolite	56.7 (36.2)	83.2	62.1 (61.8)	66.8 (65.8)	80.7 (80.7)	84.0 (45.6)
HUMOR	ShortHumor	50.0 (33.3)	<i>na</i>	88.6 (88.6)	97.0 (97.0)	-	-
	ShortJoke	50.0 (33.3)	<i>na</i>	89.1 (89.1)	98.3 (98.3)	52.1 (41.0)	63.0 (54.61)
SARCASM	SarcGhosh	50.0 (33.3)	<i>na</i>	73.0 (72.6)	54.4 (42.4)	-	-
	SARC	50.0 (33.3)	75.8	63.0 (63.0)	70.2 (70.1)	57.6 (44.2)	52.0 (41.7)
	SARC_pol	50.0 (33.3)	76.0	61.3 (61.3)	71.8 (71.7)	-	-
METAPHOR	VUA	70.0 (41.1)	<i>na</i>	77.1 (68.9)	84.5 (89.1)	25.0 (20.0)	50.0 (33.3)
	TroFi	57.2 (36.4)	46.3	74.5 (73.9)	75.7 (78.9)	-	-
EMOTI.	EmoBank _{V/A/D}	-/-	<i>na</i>	78.5/49.4/39.5	81.2/58.7/43.6	64.1/23.9/82.6	78.0/29.0/77.0
	CrowdFlower	22.4 (2.8)	<i>na</i>	31.1 (12.3)	36.5 (21.9)	-	-
	DailyDialog	81.6 (12.8)	<i>na</i>	84.2 (27.61)	84.2 (49.6)	47.8 (19.3)	69.0 (22.3)
OFFENSE	HateOffens	75.0 (28.5)	91.0	86.6 (68.2)	96.6 (93.4)	84.7 (47.27)	81.0 (33.6)
ROMA.	ShortRomance	50.0 (33.3)	<i>na</i>	90.6 (90.6)	99.0 (98.9)	95.6 (86.3)	75.0 (54.6)
SENTIMENT	SentiBank	50.0 (33.3)	87.6	82.8 (82.8)	96.6 (96.6)	88.4 (88.0)	85.3 (70.7)
PERSONA	PASTEL_gender	62.8 (25.7)	<i>na</i>	73.2 (45.5)	73.0 (48.7)	37.5 (19.6)	38.2 (25.5)
	PASTEL_age	41.5 (7.3)	<i>na</i>	41.9 (15.2)	46.3 (23.9)	40.9 (23.3)	59.5 (38.1)
	PASTEL_country	97.2 (49.2)	<i>na</i>	97.2 (49.3)	97.1 (55.2)	97.5 (49.3)	95.9 (48.9)
	PASTEL_politics	42.9 (20.0)	<i>na</i>	48.5 (33.5)	50.9 (46.1)	9.0 (8.3)	37.5 (29.3)
	PASTEL_education	31.4 (4.7)	<i>na</i>	42.4 (15.0)	42.5 (25.4)	23.2 (11.7)	25.6 (11.1)
	PASTEL_ethnicity	75.4 (8.5)	<i>na</i>	82.3 (17.6)	81.1 (25.6)	59.0 (15.7)	34.4 (16.4)
	total	55.4(26.8)		69.3(55.7)	73.7(64.3)	57.5(41.2)	61.7(38.8)

6 Cross-Style Language Understanding

We provide useful analyses of style language using xSLUE: (1) finding a correlation between two styles, (2) measuring a stylistic diversity of text, and (3) finding which domain of text (e.g., academic papers vs tweets) is stylistically more diverse.

6.1 Cross-Style Correlation

Setup. Using the pre-trained classifiers on 53 different attributes of styles¹¹ in §5, we predict the score of each attribute on new 1,000,000 tweets crawled¹² using Twitter’s Garden Hose API. We choose tweet as a test bed due to its stylistic diversity compared to other domains such as news articles or academic papers (See §6.3 for stylistic diversity across domains).

We obtain the 53 different style scores across

¹¹we don’t include some duplicate style attributes such as SarcGhosh and CrowdFlower

¹²We use the tweets from 2008 to 2013 (Kang et al., 2017), and randomly sample 1M tweets from it.

1 million tweets, then produce a correlation matrix between 53 different predicted styles using Euclidean distance measure. With the matrix, we calculate Pearson correlation coefficients using Euclidean distance measure across style attributes’ scores (i.e., columns) and produce the final 53×53 correlation matrix (Figure 2): we split it into three pieces based on our groupings defined in §3: interpersonal and figurative styles (top, left), affective styles (bottom, left), and personal styles (right). We only contain correlations which are statistically significant with p-value < 0.05 .

Motivation. A basic idea behind this analysis assumes that certain textual features (e.g., lexical choices) which could be detected by the classifier, co-occur across multiple styles, giving frequent co-occurrence. Compared to the theoretical (Hovy, 1987) or empirical (Preoțiuc-Pietro and Ungar, 2018; Kang et al., 2019) analyses of those features, our analysis uses surface-level co-occurrence patterns of features across styles with the help from the classifiers.

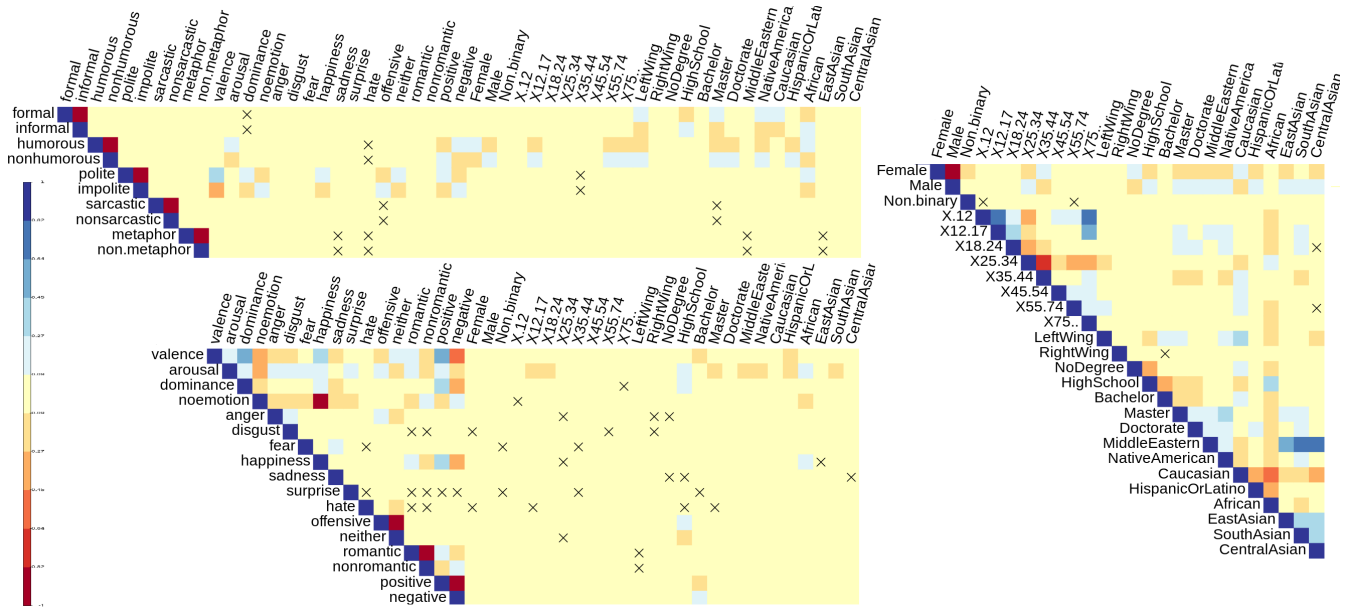


Figure 2: Cross-style correlation. The degree of correlation gradually increases from Red (i.e., negative), Yellow, to Blue (i.e., positive), where color intensity is proportional to the correlation coefficients. Correlations with $p < 0.05$ (confidence interval: 0.95) are only considered as statistically significant. Otherwise, crossed. Age ranges start with X in the personal styles. **IMPORTANT: before you interpret anything from these matrices, please be VERY CAREFUL not to make any unethical or misleading claims based on these simple measures.** Please read the potential weakness of our experiment below. Best viewed in color.

Analysis. From the correlation matrix, we could observe interesting correlations: (non-humorous text, text with positive sentiment), (non-humorous text, text by Master / Doctorate education), (polite text, text with no-emotion), (text with dominance:being_in_control, text with positive sentiment), (text with anger emotion, offensive text), (text by Left-Wing political orientation, text by Bachelor / Master education), and more.

However, we should not blindly trust the correlations. For example, there is a highly positive correlation between Age(<12) and Age(>=75), which seems to be unreasonable. More than that, we should be VERY CAREFUL not to make any misleading interpretation on them, especially some styles related to personal traits. This is not only due to the ethical issues but also several weakness of our experimental design:

IMPORTANT: Weakness of our experiment.

- Our analysis is not controlled nor causal. In order to find a causal relation between styles and to control their confounding variables, more sophisticated methods such as analysis of covariance (ANCOVA) (Keppel, 1991) or propensity analysis (Austin, 2011) need to be applied.
- Do not trust the classifiers. Aforementioned re-

sults on the style classification (§5) indicate that certain styles (e.g., sarcasm, persona styles) are very difficult to predict, leading the unreliable results of our analysis. To overcome it, a jointly-trained model across different styles is indispensable to take benefits from the cross-styling.

- Each dataset has its own issues. Some dataset is only collected from certain domains (e.g., news articles), making the classifier biased to it. Some has a very imbalanced distribution over labels. Each data collection may or may not have annotation artifacts. Some datasets include some noisy text.

6.2 Stylistic Diversity of Text

In a style transfer, preserving the original meaning of text is a challenging issue. Can we change style of any text regardless of its content? Why do some text be easier to change the style, while others do not? Can we predict whether text can be stylistically changeable?

We propose a simple technique to rank stylistic diversity of text using the fine-tuned style classifiers used in §5. Given a text, we first calculate the mean and the standard deviation (std) over style scores $S_{1, \dots, 53}$ predicted by the classifiers. We predict total

1M tweets used in §6.1, and get $1M \times 2$ matrix where its columns are the mean and std over the styles¹³. We sort samples by the mean and take the top (or bottom) 10% samples first. Then, we sort the sampled tweets again by the std and take the top (or bottom) 10% samples. The final top or bottom ranked samples are called *stylistically diverse or less diverse text* in our analysis, indicating that the total amounts of style prediction scores and their variations are high (or less).

Table 4: Stylistic diversity of text: sampling 10% of tweets with the highest (lowest) average of style prediction scores and then sampling again 10% tweets with highest (lowest) standard deviation, where the former is stylistically diverse (\triangle), while the latter is less-diverse (∇). Some offensive words are replaced by * mark.

	mean	std	formal	humorous	polite	sarcastic	metaphor	offensive
Stylistically diverse text	\triangle	\triangle						
i'm glad i can add hilarity into your life	.32.45	.98.99	0	.99.99	0	.99.99	0	0
it was really cool speaking with you to- day i look forward to working for you	.32.45	.99.99	.99.99	0	0	0	0	0
i'm *ucking proud of you baby you've come a long way	.31.45	0	.99.99	0	.99.99	0	.99.99	0
Stylistically less diverse text	∇	∇						
lip/tongue tingling	.15.28	.01	0	.02	0	0	0	0
satellite server is a mess cleaning up	.15.28	0	0	.04.01.68	0	0	0	0
having beer with and some latin ameri- cans	.14.28	0	0	.28	0	0	0	0

Analysis. Table 4 shows the top/bottom-ranked stylistically diverse/less-diverse tweets. We only show some labels (e.g., formal, humorous) due to the space limitation. We observe that stylistically diverse text use more emotions and social expressions (e.g., complaining, greeting), while stylistically less diverse text are more literal, factual, and simply describing a thing. Again, some predicted scores are not accurate due to the aforementioned issues of the classifiers and dataset itself. We realize that the classifiers often predict very extreme scores (e.g., 0.99, 0.01), where its posterior probabilities need to calibrated accordingly. More examples on our style diversity and pair-plot distribution of the prediction scores are in Appendix.

¹³For simplicity, we remove all literal type labels such as 'informal', 'non-humorous', 'non-sarcastic', 'impolite', 'non-metaphor', 'negative', 'neither-hate-or-offensive', 'non-romantic', and 'noemotion'.

6.3 Stylistic Diversity across Domains

Different domains or genres of text may have their unique patterns of style diversities. For example, text from academic manuscripts may be more literal (stylistically less-diverse), while tweets and other social media posts are stylistically diverse.

We sample sentences from different domains¹⁴; tweets, academic papers, news articles, novel books, dialogues, movie scripts, and political debate¹⁵. After splitting the text into sentences, we only use maximum 100,000 sentences for each domain. For each domain, we again predict probability scores of each style using the fine-tuned classifiers in §5, and then average the scores across sentences for individual style.

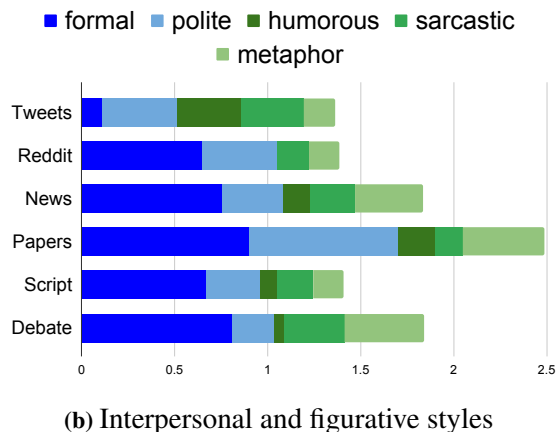
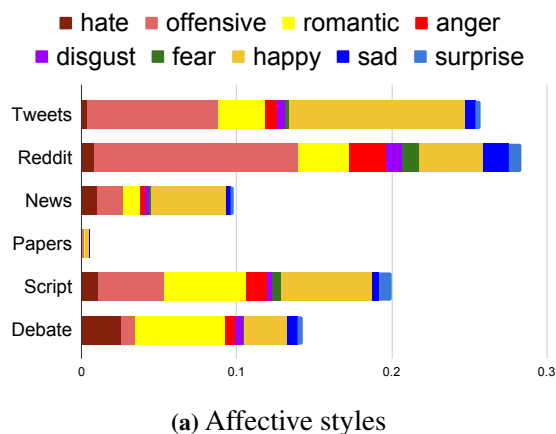


Figure 3: Style diversity on six different domains: tweets, Reddit posts, news articles, academic papers, movie scripts, and political debates. Best viewed in color.

Analysis. Figure 3 shows absolute proportion of

¹⁴We use the collection of different domains of summarization corpora (Jung et al., 2019)

¹⁵We use the full transcripts between Clinton and Trump in 2016 US presidential debates¹⁶

the averaged prediction scores of each style over different domains. For the affective styles in Figure 3(a), text in academic papers has the least affective styles followed by news articles, while text on social media (e.g., tweets, Reddit posts) has a lot of style diversity, showing its correlation with freedom of speech in the domains. Interestingly, text in political debate has two conflicting style pair in balance; hate and happy, but less offensive and anger styles.

For the interpersonal and figurative styles in Figure 3(b), tweets are most informal. On the other hand, academic papers are very formal and polite. The analysis on personal styles is included in Appendix.

7 Conclusion, Challenges, and Future Directions

We build a benchmark for studying cross-style language understanding and evaluation, where it includes different types of styles and their datasets. Using the state-of-the-art classifiers trained on each style dataset, we provide interesting observations (e.g., cross-style classification, cross-style correlation, style diversity across different domains) as well as our theoretical grouping of style types. We believe our benchmark helps other researchers develop more solid systems on various applications of style language. We summarize several challenges we faced and potential future directions in cross-style language understanding.

7.1 Challenges

More severe semantic drift. The biggest challenge in collecting cross-style dataset (Kang et al., 2019) or controlling multiple styles in generation (Ficler and Goldberg, 2017) is to diversify style of text but at the same time preserve the meaning, in order to avoid *semantic drift*. It can be addressed by collecting text in parallel or preserving the meaning using various techniques. In the cross-style setting, multiple styles change at the same time in different parts of text in a complicated way, leading more severe semantic drift.

Style drift due to the cross-style dependency. We face a new challenge; *style drift*, where different styles are coupled together with text so changing one type may affect the others. For example, if we change it to more impolite text given a text, such change tends to make the text more offensive and negative (See §6.1). In the cross-style transfer

or the multi-style generation, we first need to understand the underlying dependencies across style types and develop a generative model which can handle the implicit dependencies.

Stylistic diversity and content coupledness. In §6.2 and §6.3, we measure a stylistic diversity by the amount of styles (i.e., mean) and its variance (i.e., standard deviation). Some believe that content needs to be separated from styles, while our observation shows that they are highly coupled on each other. Studying more in-depth analysis on the relationship between content and style is required for better understanding style language.

More careful interpretation is required. In a cross-style language, some style types (e.g., personal styles) are very sensitive so require more careful interpretation on their result. We made three weak points about our analysis in §6.1, in order not to make any misleading points from our analysis. Any follow-up research on this direction needs to consider such ethical issues as well as provide potential weakness of their proposed methods.

7.2 Future Directions

Necessity of cross-style modeling. We have not yet explored any models which can learn the internal dependency structure across styles. Studying such cross-style dependency would help develop the complex combination of different styles in classification as well as generation. For example, rather than developing multiple classifiers for each style, developing an universal classifier on multiple styles is necessary, where their internal representations are shared across styles but individual style has its own predictor. Such cross-style modeling may take advantages from the shared representation like *interlingua* representation in multilingual setting (Edwards, 2002).

Low-resource and low-performance Styles. In addition, cross-style models will be useful for some styles which have less annotation data (*low-resource style*) or some styles which show very low performance due to the difficulty of the style language (*low-performance style*). For example, our study shows that detecting sarcasm and metaphor from text is still very difficult, which might be helped by other style types.

Cross-styling on other applications. Beside the style classification task, our benchmark can be applied to other applications such as style transfer. However, the aforementioned issues such as seman-

tic and style drift, cross-style transfer and style-controlled generation might be more challenging without understanding the underlying dependency across styles in a textual variation.

Acknowledgements

This work would not have been possible without the efforts of the authors who kindly share the style language datasets publicly. We also thank Taehee Jung, Yongjoon Kim, Wei Xu, Shirley A. Hayati, Varun Gangal, Naoki Otani, Dheeraj Rajagopal, Yohan Jo, and Hyeju Jang for their helpful comments.

References

- Peter C Austin. 2011. An introduction to propensity score methods for reducing the effects of confounding in observational studies. *Multivariate behavioral research*, 46(3):399–424.
- David Bamman, Jacob Eisenstein, and Tyler Schnoebelen. 2014. Gender identity and lexical variation in social media. *Journal of Sociolinguistics*, 18(2):135–160.
- Douglas Biber. 1991. *Variation across speech and writing*. Cambridge University Press.
- Julia Birke and Anoop Sarkar. 2006. A clustering approach for nearly unsupervised recognition of nonliteral language. In *EACL*.
- Sven Buechel and Udo Hahn. 2017. Emobank: Studying the impact of annotation perspective and representation format on dimensional emotion analysis. In *Proceedings of the 15th Conference of the European Chapter of the Association for Computational Linguistics: Volume 2, Short Papers*, pages 578–585.
- Rafael A Calvo and Sunghwan Mac Kim. 2013. Emotions in text: dimensional and categorical models. *Computational Intelligence*, 29(3):527–543.
- Arjun Chandrasekaran, Ashwin K Vijayakumar, Stanislaw Antol, Mohit Bansal, Dhruv Batra, C Lawrence Zitnick, and Devi Parikh. 2016. We are humor beings: Understanding and predicting visual humor. In *Proceedings of the IEEE Conference on Computer Vision and Pattern Recognition*, pages 4603–4612.
- Niyati Chhaya, Kushal Chawla, Tanya Goyal, Projjal Chanda, and Jaya Singh. 2018. Frustrated, polite, or formal: Quantifying feelings and tone in email. In *Proceedings of the Second Workshop on Computational Modeling of People’s Opinions, Personality, and Emotions in Social Media*, pages 76–86, New Orleans, Louisiana, USA. Association for Computational Linguistics.
- Paul Chilton. 1990. Politeness, politics and diplomacy. *Discourse & Society*, 1(2):201–224.
- Herbert H Clark and Dale H Schunk. 1980. Polite responses to polite requests. *Cognition*, 8(2):111–143.
- Cristian Danescu-Niculescu-Mizil, Moritz Sudhof, Dan Jurafsky, Jure Leskovec, and Christopher Potts. 2013. A computational approach to politeness with application to social factors. *arXiv preprint arXiv:1306.6078*.
- Verna Dankers, Marek Rei, Martha Lewis, and Ekaterina Shutova. 2019. Modelling the interplay of metaphor and emotion through multitask learning. In *IJCNLP 2019*.
- Thomas Davidson, Dana Warmusley, Michael Macy, and Ingmar Weber. 2017. Automated hate speech detection and the problem of offensive language. In *Eleventh international aaai conference on web and social media*.
- Jacob Devlin, Ming-Wei Chang, Kenton Lee, and Kristina Toutanova. 2019. Bert: Pre-training of deep bidirectional transformers for language understanding. In *NAACL*.
- Dmitrij Dobrovolskij and Elisabeth Piirainen. 2005. *Figurative language: Cross-cultural and cross-linguistic perspectives*. Brill.
- John Edwards. 2002. *Multilingualism*. Routledge.
- Paul Ekman. 1992. An argument for basic emotions. *Cognition & emotion*, 6(3-4):169–200.
- Jessica Fidler and Yoav Goldberg. 2017. Controlling linguistic style aspects in neural language generation. *arXiv preprint arXiv:1707.02633*.
- Elena Filatova. 2012. Irony and sarcasm: Corpus generation and analysis using crowdsourcing. In *LREC*, pages 392–398.
- Aniruddha Ghosh, Guofu Li, Tony Veale, Paolo Rosso, Ekaterina Shutova, John Barnden, and Antonio Reyes. 2015. Semeval-2015 task 11: Sentiment analysis of figurative language in twitter. In *Proceedings of the 9th International Workshop on Semantic Evaluation (SemEval 2015)*, pages 470–478.
- Aniruddha Ghosh and Tony Veale. 2016. Fracking sarcasm using neural network. In *Proceedings of the 7th workshop on computational approaches to subjectivity, sentiment and social media analysis*, pages 161–169.
- Sam Glucksberg, Matthew S McGlone, Yosef Grodzinsky, and Katrin Amunts. 2001. *Understanding figurative language: From metaphor to idioms*. 36. Oxford University Press on Demand.
- Roberto González-Ibáñez, Smaranda Muresan, and Nina Wacholder. 2011. Identifying sarcasm in twitter: a closer look. In *Proceedings of the 49th Annual Meeting of the Association for Computational*

- Linguistics: Human Language Technologies: Short Papers-Volume 2*, pages 581–586. Association for Computational Linguistics.
- Francis Heylighen and Jean-Marc Dewaele. 1999. Formality of language: definition, measurement and behavioral determinants. *Interner Bericht, Center for Applied Linguistics, Vrije Universiteit Brussel*.
- Sepp Hochreiter and Jürgen Schmidhuber. 1997. Long short-term memory. *Neural computation*, 9(8):1735–1780.
- Janet Holmes and Maria Stubbe. 2015. *Power and politeness in the workplace: A sociolinguistic analysis of talk at work*. Routledge.
- Eduard Hovy. 1987. Generating natural language under pragmatic constraints. *Journal of Pragmatics*, 11(6):689–719.
- Eduard Hovy. 2018. Style as a strategic choice for social interaction. personal communication.
- Suzana Ilić, Edison Marrese-Taylor, Jorge A Balazs, and Yutaka Matsuo. 2018. Deep contextualized word representations for detecting sarcasm and irony. *arXiv preprint arXiv:1809.09795*.
- James B Jacobs, Kimberly Potter, et al. 1998. *Hate crimes: Criminal law & identity politics*. Oxford University Press on Demand.
- Hyeju Jang, Keith Maki, Eduard Hovy, and Carolyn Rose. 2017. Finding structure in figurative language: Metaphor detection with topic-based frames. In *Proceedings of the 18th Annual SIGdial Meeting on Discourse and Dialogue*, pages 320–330.
- Heng Ji and Kevin Knight. 2018. Creative language encoding under censorship. In *Proceedings of the First Workshop on Natural Language Processing for Internet Freedom*, pages 23–33.
- Aditya Joshi, Pushpak Bhattacharyya, and Mark J Carman. 2017. Automatic sarcasm detection: A survey. *ACM Computing Surveys (CSUR)*, 50(5):73.
- Aditya Joshi, Vaibhav Tripathi, Kevin Patel, Pushpak Bhattacharyya, and Mark Carman. 2016. Are word embedding-based features useful for sarcasm detection? *arXiv preprint arXiv:1610.00883*.
- Taehee Jung, Dongyeop Kang, Lucas Mentch, and Eduard Hovy. 2019. Earlier isn't always better: Subaspect analysis on corpus and system biases in summarization. In *Conference on Empirical Methods in Natural Language Processing (EMNLP)*, Hong Kong.
- Dongyeop Kang, Varun Gangal, and Eduard Hovy. 2019. (male, bachelor) and (female, ph.d) have different connotations: Parallely annotated stylistic language dataset with multiple personas. In *Conference on Empirical Methods in Natural Language Processing (EMNLP)*, Hong Kong.
- Dongyeop Kang, Varun Gangal, Ang Lu, Zheng Chen, and Eduard Hovy. 2017. Detecting and explaining causes from text for a time series event. In *Conference on Empirical Methods on Natural Language Processing*.
- Geoffrey Keppel. 1991. *Design and analysis: A researcher's handbook*. Prentice-Hall, Inc.
- Mikhail Khodak, Nikunj Saunshi, and Kiran Vodrahalli. 2017. A large self-annotated corpus for sarcasm. *arXiv preprint arXiv:1704.05579*.
- Chloe Kiddon and Yuriy Brun. 2011. That's what she said: Double entendre identification. In *Proceedings of the 49th Annual Meeting of the Association for Computational Linguistics: short papers-Volume 2*, pages 89–94. Association for Computational Linguistics.
- Soo-Min Kim and Eduard Hovy. 2004. Determining the sentiment of opinions. In *Proceedings of the 20th international conference on Computational Linguistics*, page 1367. Association for Computational Linguistics.
- Robin Tolmach Lakoff. 1973. *The logic of politeness: Minding your p's and q's*.
- Yanran Li, Hui Su, Xiaoyu Shen, Wenjie Li, Ziqiang Cao, and Shuzi Niu. 2017. Dailydialog: A manually labelled multi-turn dialogue dataset. *arXiv preprint arXiv:1710.03957*.
- Bing Liu et al. 2010. Sentiment analysis and subjectivity. *Handbook of natural language processing*, 2(2010):627–666.
- Birte Loenneker-Rodman and Srinu Narayanan. 2010. Computational approaches to figurative language. *Cambridge Encyclopedia of Psycholinguistics*.
- James H Martin. 1992. Computer understanding of conventional metaphoric language. *Cognitive science*, 16(2):233–270.
- Rada Mihalcea and Carlo Strapparava. 2006. Learning to laugh (automatically): Computational models for humor recognition. *Computational Intelligence*, 22(2):126–142.
- Saif Mohammad, Ekaterina Shutova, and Peter Turney. 2016. Metaphor as a medium for emotion: An empirical study. In *Proceedings of the Fifth Joint Conference on Lexical and Computational Semantics*, pages 23–33, Berlin, Germany. Association for Computational Linguistics.
- Michael Mohler, David Bracewell, Marc Tomlinson, and David Hinote. 2013. Semantic signatures for example-based linguistic metaphor detection. In *Proceedings of the First Workshop on Metaphor in NLP*, pages 27–35.
- Michael Mohler, Mary Brunson, Bryan Rink, and Marc T Tomlinson. 2016. Introducing the lcc metaphor datasets. In *LREC*.

- Dong Nguyen, A Seza Dođruöz, Carolyn P Rosé, and Franciska de Jong. 2016. Computational sociolinguistics: A survey. *Computational linguistics*, 42(3):537–593.
- Malvina Nissim and Katja Markert. 2003. Syntactic features and word similarity for supervised metonymy resolution. In *Proceedings of the 41st Annual Meeting on Association for Computational Linguistics-Volume 1*, pages 56–63. Association for Computational Linguistics.
- Bo Pang, Lillian Lee, et al. 2008. Opinion mining and sentiment analysis. *Foundations and Trends® in Information Retrieval*, 2(1–2):1–135.
- Lotem Peled and Roi Reichart. 2017. Sarcasm sign: Interpreting sarcasm with sentiment based monolingual machine translation. *arXiv preprint arXiv:1704.06836*.
- Jeffrey Pennington, Richard Socher, and Christopher Manning. 2014. Glove: Global vectors for word representation. In *Proceedings of the 2014 conference on empirical methods in natural language processing (EMNLP)*, pages 1532–1543.
- Sasa Petrovic and David Matthews. 2013. Unsupervised joke generation from big data. In *ACL (2)*, pages 228–232.
- Peter Potash, Alexey Romanov, and Anna Rumshisky. 2017. Semeval-2017 task 6:# hashtagwars: Learning a sense of humor. In *Proceedings of the 11th International Workshop on Semantic Evaluation (SemEval-2017)*, pages 49–57.
- Daniel Preođuc-Pietro and Lyle Ungar. 2018. User-level race and ethnicity predictors from twitter text. In *Proceedings of the 27th International Conference on Computational Linguistics*, pages 1534–1545.
- Taivo Pungas. 2017. [A dataset of english plaintext jokes](#).
- Ella Rabinovich, Shachar Mirkin, Raj Nath Patel, Lucia Specia, and Shuly Wintner. 2016. Personalized machine translation: Preserving original author traits. *arXiv preprint arXiv:1610.05461*.
- Sudha Rao and Joel Tetreault. 2018. Dear sir or madam, may i introduce the gyafc dataset: Corpus, benchmarks and metrics for formality style transfer. *arXiv preprint arXiv:1803.06535*.
- Hannah Rashkin, Eric Michael Smith, Margaret Li, and Y-Lan Boureau. 2019. Towards empathetic open-domain conversation models: A new benchmark and dataset. In *Proceedings of the 57th Annual Meeting of the Association for Computational Linguistics*, pages 5370–5381.
- Graeme Ritchie. 2005. Computational mechanisms for pun generation. In *Proceedings of the 10th European Natural Language Generation Workshop, Aberdeen, August*.
- Alfredo Láinez Rodrigo and Luke de Oliveira. Sequential convolutional architectures for multi-sentence text classification cs224n-final project report.
- Sylvia Weber Russell. 1976. Computer understanding of metaphorically used verbs. *American journal of computational linguistics*.
- Richard Socher, Alex Perelygin, Jean Wu, Jason Chuang, Christopher D Manning, Andrew Ng, and Christopher Potts. 2013. Recursive deep models for semantic compositionality over a sentiment treebank. In *Proceedings of the 2013 conference on empirical methods in natural language processing*, pages 1631–1642.
- Gerard Steen. 2010. *A method for linguistic metaphor identification: From MIP to MIPVU*, volume 14. John Benjamins Publishing.
- Joseph Tepperman, David Traum, and Shrikanth Narayanan. 2006. " yeah right": Sarcasm recognition for spoken dialogue systems. In *Ninth International Conference on Spoken Language Processing*.
- Marilyn A Walker, Jean E Fox Tree, Pranav Anand, Rob Abbott, and Joseph King. 2012. A corpus for research on deliberation and debate. In *LREC*, pages 812–817.
- Samuel Walker. 1994. *Hate speech: The history of an American controversy*. U of Nebraska Press.
- Byron C Wallace. 2015. Computational irony: A survey and new perspectives. *Artificial Intelligence Review*, 43(4):467–483.
- Byron C Wallace, Laura Kertz, Eugene Charniak, et al. 2014. Humans require context to infer ironic intent (so computers probably do, too). In *Proceedings of the 52nd Annual Meeting of the Association for Computational Linguistics (Volume 2: Short Papers)*, pages 512–516.
- Alex Wang, Amanpreet Singh, Julian Michael, Felix Hill, Omer Levy, and Samuel R Bowman. 2018. Glue: A multi-task benchmark and analysis platform for natural language understanding. *arXiv preprint arXiv:1804.07461*.
- Joe H Ward Jr. 1963. Hierarchical grouping to optimize an objective function. *Journal of the American statistical association*, 58(301):236–244.
- Amy Beth Warriner, Victor Kuperman, and Marc Brysbaert. 2013. Norms of valence, arousal, and dominance for 13,915 english lemmas. *Behavior research methods*, 45(4):1191–1207.
- Diyi Yang, Alon Lavie, Chris Dyer, and Eduard H Hovy. 2015. Humor recognition and humor anchor extraction. In *EMNLP*, pages 2367–2376.

A Details on ShortRomance

ShortRomance text are crawled from the following websites. The copyright of the messages are owned by the original writer of the websites.

- <http://www.goodmorningtextmessages.com/2013/06/romantic-text-messages-for-her.html>
- <https://www.travelandleisure.com/travel-tips/romantic-love-messages-for-him-and-her>
- <https://www.amoramargo.com/en/sweet-text-messages-for-her/>
- <https://www.techjunkie.com/best-romantic-text-messages-for-girlfriend/>
- <https://liveboldandbloom.com/10/relationships/love-messages-for-wife>
- <https://www.marriagefamilystrong.com/sweet-love-text-messages/>
- <https://pairedlife.com/love/love-messages-for-him-and-her>
- <https://truelovewords.com/sweet-love-text-messages-for-him/>
- <https://www.serenataflowers.com/pollennation/love-text-messages/>
- <https://www.greetingcardpoet.com/73-love-text-messages/>
- <https://www.wishesmsg.com/heart-touching-love-messages/>

B Hyper-Parameters

For our BERT classifier, we use uncased BERT English model. Both training and testing use 8 size of batching. For the BiLSTM baseline, we use 32¹⁷ size of batching for both training and testing and 256 hidden size for LSTM layer with 300 size of word embedding from GloVe (Pennington et al., 2014). The vocabulary size of BiLSTM is same as the maximum vocabulary of BERT model; 30522.

For both BERT and BiLSTM models, we use same maximum input length 128. Both training use $2e - 5$ learning rate and 1.0 maximum gradient clipping with Adam optimizer with $1e - 8$ epsilon. Also, we use early stopping until the maximum training epochs of 5.

C Details on Diagnostic Set Collection: Annotation Schemes and Details

Figure 5 shows snapshots of our annotation platform with the detailed instructions. We estimate the execution time of a task as 4 minutes, so paying $\$9 / (60 \text{ minutes} / 3 \text{ minutes}) = \0.4 per task. We make 10 size of batches multiple times and incrementally increase the size of batches up to 600 samples. For each batch, we manually checked the quality of outputs and blocked some bad users who abusively answered the questions.

¹⁷32 size shows slightly better performance than smaller sizes like 8 or 16.




Figure 4: Agglomerative clustering of style types based on the correlation matrix. Best viewed in color.

D More Examples on Stylistic diversity

Table 5 includes more examples with our stylistic diversity analysis.

E Details on Cross-Style Correlation

In addition, we cluster style types based on the pairwise correlation coefficients. Figure 4 shows the agglomerative clusters using Ward clustering algorithm (Ward Jr, 1963) where distance is measured using Euclidean distance. We observe some reasonable groupings such as ages (35-44, 45-54, 55-74) negative emotional styles (anger, disgust, sadness, fear), positive affective styles (happiness, dominance, valence, positive, polite), and more.

For more detailed analysis, we also provide the pairplot distribution in Figure 6. As pointed out earlier, many distribution of single style prediction scores is very skewed to the two extremes (left for 0 and right for 1), leading the poster calibration issue. Moreover, more causal analysis between styles by controlling the confounding variables is required.

Read the instruction given below carefully:

Your goal is to read given the text and predict its **(A) stylistic features** (e.g., humorous, politeness, sentiment, emotion) and the writer's **(B) demographic features** (e.g., gender, age). For demographic questions, if you can't guess the appropriate category, choose button (but, try your best to make less number of it). For example,

Input Text : "It was really cool spkeaing with you Today I look forward to working for you!"

Output Choices :

... ...

Please **carefully read the input text** first. Then, click the **appropriate category** of button for each style (no multi-choice is allowed). Once you choose answers on every question, you can click the button at the bottom to end the task. Otherwise, you can't end the task. The estimated time of a task is 3-4 minutes.

NOTE: If one makes random responses or inappropriate answers detected on our validation samples, they will be entirely blocked from our future studies.

Input Text : $\$(input_text)$

Part A: Choose appropriate stylistic features of the text

A-1) How **polite** is the input text ?

A-2) How **humorous** is the input text ?

A-3) How **formal** is the input text ?

A-4) How **sarcastic** is the input text ?

A-5) How **metaphoric** is the input text ?

A-6) How **offensive/hateful** is the input text ?

A-7) How **romantic** is the input text ?

A-8) What **sentiment** (e.g., positive vs negative) is contained in the input text ?

A-9) What **valence** (e.g., pleasant; calm vs unpleasant; upset) is contained in the input text ?

(Recap) Input Text : $\$(input_text)$

Part B: Choose appropriate demographic features of the text

B-1) Choose the **gender** type of the writer based on the text?

B-2) Choose the **age** range of the writer based on the text?

B-3) Choose the **ethnic** group of the writer based on the text?

B-4) Choose the **education** level of the writer based on the text?

B-5) Choose the **country** of the writer based on the text?

B-6) Choose the **political ideology** type of the writer based on the text?

Figure 5: Snapshots of our annotation tasks: general instruction (top) and annotation tasks on each style (bottom).

F Style Diversity on Personal Styles

Figure 7 shows the style diversity on personal styles (e.g., gender, political view, age, and education level). We find some unreasonable cases in debate domain (Figure 7(b)), where its proportion of political view is extremely biased to the left wing, even though the text is almost equally written by both sides (i.e., Clinton and Trump). Again, this shows the limitation of our classifier-based analysis.

Table 5: Stylistic diversity of text: sampling 10% of tweets with the highest (lowest) average of style prediction scores and then sampling again 10% tweets with highest (lowest) standard deviation, where the former is stylistically diverse (\triangle), while the latter is less-diverse (∇). Some offensive words are replaced by * mark.

Text	mean	std	formal	humorous	polite	sarcastic	metaphor	hate	offensive	romantic	positive	anger	disgust	fear	happiness	sadness	surprise	Female	25-34	35-44	LeftWing	NoDegree	HighSchool	Bachelor	Caucasian	Hispanic/Latino	African		
Stylistically diverse text	\triangle	\triangle																											
i'm glad i can add hilarity into your life	.32	.45	.98	.99	0	.99	.99	0	0	.99	.99	0	0	0	.99	0	0	.99	.97	0	.99	0	0	.99	.99	0	0		
sitting with amazing women talking about what we're grateful for love them	.31	.45	.97	.99	.94	.99	0	0	.99	.99	.99	0	0	0	.97	0	0	.99	.98	0	0	0	.98	0	.98	0	.01		
the train is a superb opportunity to fall into someone's lap and meet the love of one's life	.32	.45	.99	.99	.99	.99	.99	0	0	.99	.99	0	0	0	0	0	0	.99	.96	.01	.99	.9	0	.05	.99	0	0		
it was really cool speaking with you today i look forward to working for you	.32	.45	.99	.99	.99	.99	0	0	0	.99	.99	0	0	0	.98	0	0	.95	.91	.08	0	0	.94	0	0	0	.99		
thank god the ap has posted a video of matt damon's feelings on sarah palin my life is complete	.31	.45	0	.99	.89	.99	.99	0	0	.99	.99	0	0	0	.99	0	0	.99	.99	0	.95	0	0	.99	.99	0	0		
i'm *ucking proud of you baby you've come a long way	.31	.45	0	.99	.99	0	.99	0	.99	.99	.99	0	0	0	.99	0	0	.99	0	0	.99	0	.37	0	.98	0	0	0	.99
tweeter opens so many new communication channels it's an absolute pleasure to be so close to the people that have so much to share	.31	.45	.99	.99	.93	.99	.99	0	0	.99	0	0	0	0	.99	0	0	.99	.98	.01	.99	.01	0	.96	0	0	.89		
have i mentioned how excited i am to hang out with this weekend no i am so excited	.3	.44	0	.99	.99	.99	0	0	.99	.99	.99	0	0	0	.99	0	0	.99	.97	.02	0	0	.99	0	0	0	.99		
today i feel thankful for the beautiful things in my life	.32	.44	.89	.99	.99	.99	.05	0	0	.99	.99	0	0	0	.98	0	0	.99	.98	.01	.94	.93	.02	.01	.99	0	0		
yay my friend just called to tell me everything is set for my birthday this thurs can't wait at least that's cheering me up	.3	.44	0	.99	.99	.99	.99	0	.99	0	.99	0	0	0	.99	0	0	.98	0	0	0	.99	0	0	0	0	.99		
Stylistically less-diverse text	∇	∇																											
lip/tongue tingling	.15	.28	.01	0	.02	0	0	0	0	0	0	0	0	0	0	0	0	0	.15	.01	.27	.01	.01	0	.02	.02	0		
satellite server is a mess cleaning up	.15	.28	0	0	.04	.01	.68	0	0	0	0	0	0	0	0	0	0	.94	.01	.01	0	0	.03	0	0	.06	.29		
having beer with and some latin americans	.14	.28	0	0	.28	0	0	0	0	.99	0	0	0	0	0	0	0	.93	.01	.04	0	.01	.39	0	0	.05	0		
new blog post and then there was stillness	.15	.28	0	0	0	0	0	0	0	.01	0	0	0	.01	0	0	0	.99	.09	.49	0	.02	.21	.56	.1	.73	.05		
ahh interview in hours	.15	.28	0	0	.56	0	0	0	0	0	0	0	0	0	0	0	0	.99	.74	0	0	.06	.17	0	.41	.28	.03		
actually usb 3g card connected via dial-up profile want to share over airport google suggests lots of issues with this config	.13	.28	0	0	0	0	0	0	0	0	0	0	0	0	0	0	0	.92	.01	0	.02	.14	0	0	.01	.28			
is listening to owen play with the university of oregon duck lips riotous	.14	.28	0	0	0	0	0	0	0	.02	0	0	0	.11	0	0	0	.06	.09	.8	0	.03	.07	0	0	.01	.94		
she may have noticed but you may want to mention it just to make sure and to let her know that others think so	.14	.28	.05	0	.02	.01	0	0	0	0	0	0	0	0	0	0	0	.99	.69	.02	.01	.26	.02	.02	.59	0	0		
i'm all kinds of culinary	.15	.28	0	0	0	0	0	0	0	.99	0	0	0	0	0	0	0	.46	.6	.34	0	.01	.01	0	.91	0	.07		
at home with wine and wife finally	.14	.28	0	0	.09	.01	0	0	.63	0	.99	0	0	0	0	0	0	.99	.13	.2	0	0	.04	0	.01	.29	0		

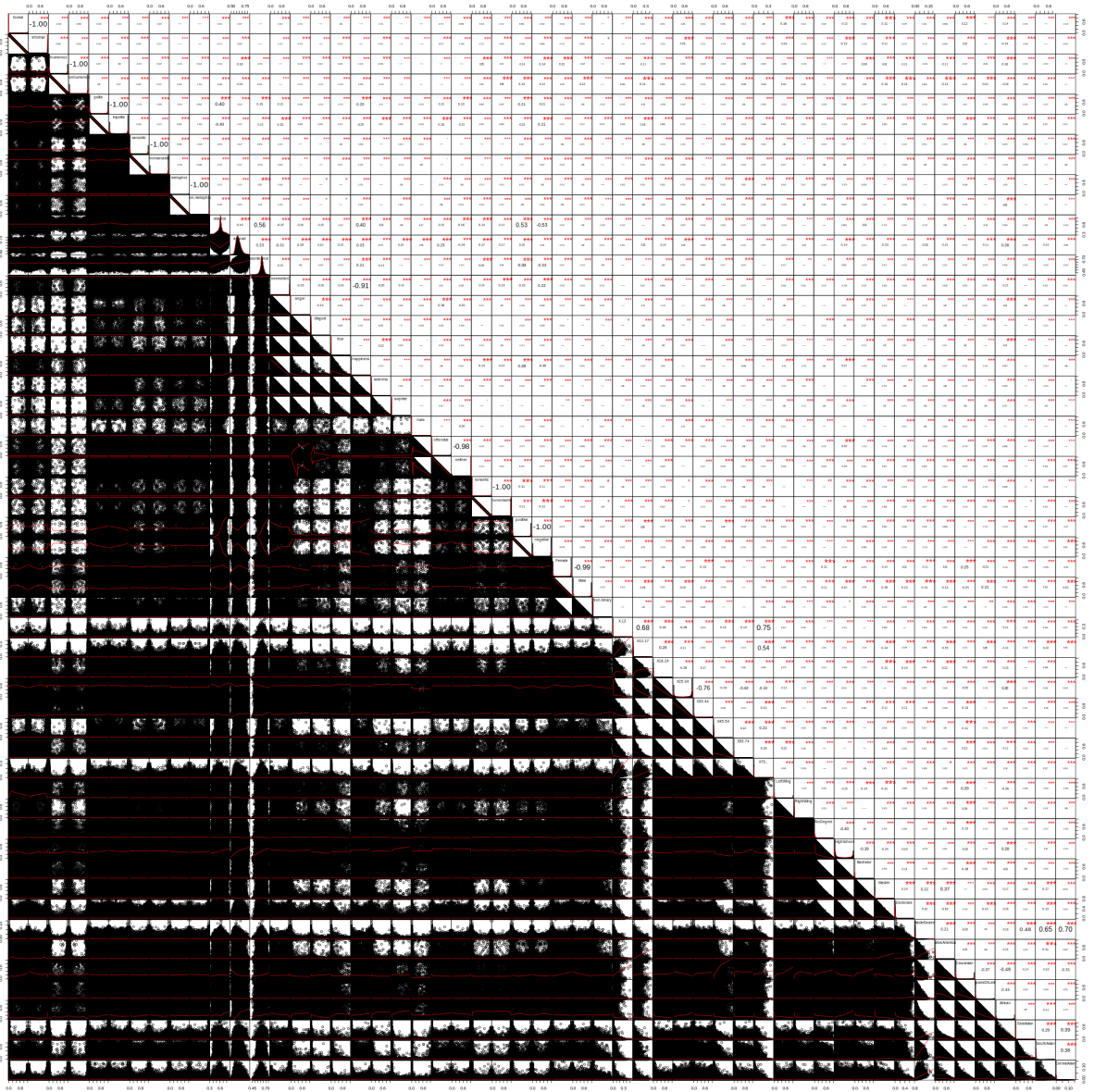


Figure 6: Pairplot of the pairwise correlation between styles. Best viewed in color.

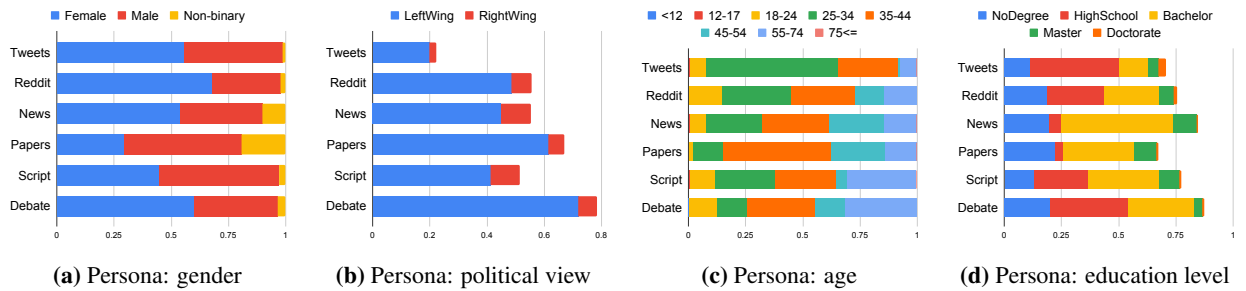


Figure 7: Style diversity analysis on personal styles.