

# Fully-dynamic Planarity Testing in Polylogarithmic Time

Jacob Holm<sup>\*1</sup> and Eva Rotenberg<sup>†2</sup>

<sup>1</sup>University of Copenhagen    jaho@di.ku.dk

<sup>2</sup>Technical University of Denmark    erot@dtu.dk

## Abstract

Given a dynamic graph subject to insertions and deletions of edges, a natural question is whether the graph presently admits a planar embedding. We give a deterministic fully-dynamic algorithm for general graphs, running in amortized  $\mathcal{O}(\log^3 n)$  time per edge insertion or deletion, that maintains a bit indicating whether or not the graph is presently planar. This is an exponential improvement over the previous best algorithm [Eppstein, Galil, Italiano, Spencer, 1996] which spends amortized  $\mathcal{O}(\sqrt{n})$  time per update.

---

<sup>\*</sup>Partially supported by the VILLUM Foundation grant 16582, Basic Algorithms Research Copenhagen (BARC).

<sup>†</sup>Partially supported by Independent Research Fund Denmark grant "AlgoGraph" 2018-2021 (8021-00249B).

# 1 Introduction

A linear time algorithm for determining whether a graph is planar was found by Hopcroft and Tarjan [15]. For the partially dynamic case, where one only allows insertion of edges, the problem was solved by La Poutré [18], who improved on work by Di Battista, Tamassia, and Westbrook [5, 20, 21], to obtain an amortized running time of  $\mathcal{O}(\alpha(q, n))$  where  $q$  is the number of operations, and where  $\alpha$  is the inverse-Ackermann function. Galil, Italiano, and Sarnak [8] made a data structure for fully dynamic planarity testing with  $\mathcal{O}(n^{\frac{2}{3}})$  amortized time per update, which was improved to  $\mathcal{O}(\sqrt{n})$  by Eppstein et al. [7].

While there has for a long time been no improvements upon [7], there have been different approaches in works that address the task of maintaining an embedded graph. In [16], Italiano, La Poutré, and Rauch present a data structure for maintaining a planar embedded graph while allowing insertions that do not violate the embedding, but allowing arbitrary deletions; its update time is  $\mathcal{O}(\log^2 n)$ . Eppstein [6] presents a data structure for maintaining a dynamic embedded graph, which handles updates in  $\mathcal{O}(\log n)$  time if the embedding remains plane—this data structure maintains the genus of the embedding, but does not answer whether another embedding of the same graph with a lower genus exists.

Pătraşcu and Demaine [17] give a lower bound of  $\Omega(\log n)$  for fully-dynamic planarity testing. For other natural questions about fully-dynamic graphs, such as fully dynamic shortest paths, even on planar graphs, there are conditional lower bounds based on popular conjectures that indicate that subpolynomial update bounds are unlikely [2, 1].

In this paper, we show that planarity testing does indeed admit a subpolynomial update time algorithm, thus exponentially improving the state of the art for fully-dynamic planarity testing. We give a polylogarithmic algorithm for answering not only *whether* the graph is presently planar, but also maintaining implicitly *how* the graph may be embedded in the plane, in the affirmative case.

Specifically, we give a deterministic algorithm that maintains a planar embedding of a fully dynamic planar graph in amortized  $\mathcal{O}(\log^3 n)$  time per edge insertion, and worst case  $\mathcal{O}(\log^2 n)$  time per edge deletion. Attempts to insert edges that would violate planarity are detected and rejected, but may still change the embedding.

As a simple corollary, we get a deterministic fully-dynamic algorithm for general graphs, running in amortized  $\mathcal{O}(\log^3 n)$  time per edge insertion or deletion, that explicitly maintains a single bit indicating whether the graph is presently planar, and that given any vertex can answer whether the connected component containing that vertex is planar in worst case  $\mathcal{O}(\log n / \log \log n)$  time.

Our main result consists of two parts which may be of independent interest. Our analysis goes via a detailed understanding of *flips*, i.e. local changes to the embedding, to be defined in Section 1.1. Firstly, we consider any algorithm for maintaining an embedding that lazily makes no changes to the embedding upon edge deletion, and that for each (attempted) insertion greedily only does the minimal (or close to minimal) number of flips necessary to accommodate the edge. We prove that any such algorithm will do amortized  $\mathcal{O}(\log n)$  flips. Secondly, we show how to find such a sufficiently small set of flips in worst case  $\mathcal{O}(\log^2 n)$  time per flip.

The idea of focusing on flips is not new: In [11], we use insights from Eppstein [6] to improve upon the data structure by Italiano, La Poutré, and Rauch [16], so that it also facilitates *flips*, i.e. local changes to the embedding, and, so that it may handle edge-insertions that only require one such flip. In [12], we analyze these *flips* further and show that there exists a class of embeddings where only  $\Theta(\log n)$  flips are needed to accommodate any one edge insertion that preserves planarity.

The idea to analyze the lazy greedy algorithm is inspired by Brodal and Fagerberg’s algorithm for fully-dynamic bounded outdegree orientation [4].

## 1.1 Maintaining an embedding if it exists

Before stating our results in detail, we will define some crucial but natural terminology for describing changeable embeddings of dynamic graphs.

**Planar graphs** are graphs that can be drawn in the plane without edge crossings. A planar graph may admit many planar embeddings, and we use the term *plane graph* to denote a planar graph equipped with a given planar embedding. Given a plane graph, its drawing in the plane defines *faces*, and the faces together with the edges form its *dual graph*. Related, one may consider the bipartite *vertex-face graph* whose nodes are the vertices and faces, and which has an edge for each time a vertex is incident to a face. Through the paper, we will use the term *corner* to denote an edge in the vertex-face graph, reflecting that it corresponds to a corner of the face in the planar drawing of the graph.

If a planar graph has no vertex cut-sets of size  $\leq 2$ , its embedding is unique up to reflection. On the other hand, if a plane graph has an articulation point (cut vertex) or a separation pair (2-vertex cut), then it may be possible to alter the embedding by *flipping* [22, 11, 13] the embedding in that point or pair (see figure 1). Given two embeddings of the same graph, the flip-distance between them is the minimal number of flips necessary to get from one to the other. Intuitively, a flip can be thought of as cutting out a subgraph by cutting along a 2-cycle or 4-cycle in the vertex-face graph, possibly mirroring its planar embedding, and then doing the inverse operation of cutting along a 2- or 4-cycle in the vertex-face graph. The initial cutting and the final gluing involve the same vertices but not necessarily the same faces, thus, the graph but not the embedding is preserved.

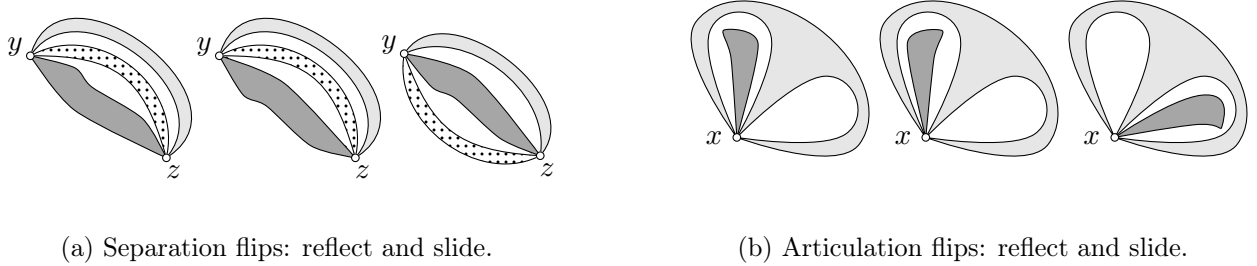


Figure 1: Local changes to the embedding of a graph [13].

We use the following terminology: To distinguish between whether the subgraph being flipped is connected to the rest of the graph by a separation pair or an articulation point, we use the terms *separation flip* and *articulation flip*, respectively. To indicate whether the subgraph was mirrored, moved to a different face, or both, we use the terms *reflect*, *slide*, and *reflect-and-slide*. Note that for articulation flips, only slide and reflect-and-slide change which edges are insertable across a face. For separation flips, note that any slide operation or reflect-and-slide operation may be obtained by doing 3 or 2 reflect operations, respectively.

**Results.** Let  $n$  denote the number of vertices of our fully-dynamic graph.

**Theorem 1.** *There is a data structure for fully-dynamic planarity testing that handles edge-insertions and edge-deletions in amortized  $\mathcal{O}(\log^3 n)$  time, answers queries to planarity-compatibility of an edge*

in amortized  $\mathcal{O}(\log^3 n)$  time, and answers queries to whether the graph is presently planar in worst case  $\mathcal{O}(1)$  time, or to whether the component of a given vertex is presently planar in worst case  $\mathcal{O}(\log n / \log \log n)$  time. It maintains an implicit representation of an embedding that is planar on each planar connected component, and may answer queries to the neighbors of a given existing edge in this current embedding, in  $\mathcal{O}(\log^2 n)$  time.

The result follows by applying a reduction that is a simple extension of the reduction by Eppstein et al. [7, Corollary 1] to the following theorem:

**Theorem 2.** *There is a data structure for maintaining a planar embedding of a fully-dynamic planar graph that handles edge-updates and planarity-compatibility queries in amortized  $\mathcal{O}(\log^3 n)$  time, edge deletions in worst-case  $\mathcal{O}(\log^2 n)$  time, and queries to the neighbors of a given existing edge in the current embedding in worst-case  $\mathcal{O}(\log^2 n)$  time.*

The underlying properties in the data structure above include that the queries may change the embedding, but the deletions do not change anything aside from the mere deletion of the edge itself.

To arrive at these theorems, we use the following main lemma

**Lemma 3.** *Any algorithm for maintaining a fully dynamic planar embedding that for each attempted edge-insertion greedily does the minimal number of flips, and that for each edge deletion lazily does nothing, will do amortized  $\mathcal{O}(\log n)$  flips per insertion when starting with an empty graph (or amortized over  $\Omega(n / \log n)$  operations).*

## 1.2 Article outline

In Section 2, we introduce some of the concepts and data structures that we use to prove our result. In Section 3 we give the proof of Lemma 3 conditioned on insights and details deferred to Section 6. In Section 4, we give an algorithm (given an edge to insert and an embedded graph) for greedily finding flips that bring us closer to an embedding that is compatible with the edge we are trying to insert. In Section 5, we show how to maintain not only whether the graph is presently planar, but more fine-grainedly maintain whether each connected component is presently planar.

## 2 Preliminaries

Since each 3-connected component of a graph has a unique embedding up to reflection, the structure of 3-connected components play an important role in the analysis of embeddings. Namely, the two-vertex cuts (also known as separation pairs) point to places where there is a choice in how to embed the graph. Similarly, any cutvertex (also known as articulation point) points to a freedom in the choice of embedding. In the following, we will define the BC tree and the SPQR tree which are structures that reflect the 2-connected components of a connected graph and the 3-connected components of a 2-connected graph, respectively. Then, related to the understanding of a combinatorial embedding, we will define *flips* which are local changes to the embedding, and the notion of *flip distance* between embedded graphs.

**BC trees**, as described in [9, p. 36], reflect the 2-connected components and their relations.

**Definition 4.** Let  $x$  be a vertex in a connected loopless multigraph  $G$ . Then  $x$  is an *articulation point* if  $G - \{x\}$  is not connected.

**Definition 5.** A (strict) BC-tree for a connected loopless multigraph  $G = (V, E)$  with at least 1 edge is a tree with nodes labelled  $B$  and  $C$ , where each node  $v$  has an associated *skeleton graph*  $\Gamma(v)$  with the following properties:

- For every node  $v$  in the BC-tree,  $V(\Gamma(v)) \subseteq V$ .
- For every edge  $e \in E$  there is a unique node  $v = b(e)$  in the BC-tree such that  $e \in E(\Gamma(v))$ .
- For every edge  $(u, v)$  in the BC-tree,  $V(\Gamma(u)) \cap V(\Gamma(v)) \neq \emptyset$  and either  $u$  or  $v$  is a  $C$  node.
- If  $v$  is a  $B$  node,  $\Gamma(v)$  is either a single edge or a biconnected graph.
- If  $v$  is a  $C$  node,  $\Gamma(v)$  consists of a single vertex, which is an articulation point in  $G$ .
- No two  $B$  nodes are neighbors.
- No two  $C$  nodes are neighbors.

The BC-tree for a connected graph is unique. The (skeleton graphs associated with) the  $B$  nodes are sometimes referred to as  $G$ 's biconnected components. In this paper, we use the term *relaxed* BC tree as defined in [12] to denote a tree that satisfies all but the last condition. Unlike the strict BC tree, the relaxed BC tree is not unique.

**SPQR trees** Reflecting the structure of the 3-connected components, we rely on the SPQR tree.

**Definition 6** (Hopcroft and Tarjan [14, p. 6]). Let  $\{a, b\}$  be a pair of vertices in a biconnected multigraph  $G$ . Suppose the edges of  $G$  are divided into equivalence classes  $E_1, E_2, \dots, E_k$ , such that two edges which lie on a common path not containing any vertex of  $\{a, b\}$  except as an end-point are in the same class. The classes  $E_i$  are called the *separation classes* of  $G$  with respect to  $\{a, b\}$ . If there are at least two separation classes, then  $\{a, b\}$  is a *separation pair* of  $G$  unless (i) there are exactly two separation classes, and one class consists of a single edge<sup>1</sup>, or (ii) there are exactly three classes, each consisting of a single edge<sup>2</sup>

**Definition 7** ([10]). The (*strict*) *SPQR-tree* for a biconnected multigraph  $G = (V, E)$  with at least 3 edges is a tree with nodes labeled S, P, or R, where each node  $x$  has an associated *skeleton graph*  $\Gamma(x)$  with the following properties:

- For every node  $x$  in the SPQR-tree,  $V(\Gamma(x)) \subseteq V$ .
- For every edge  $e \in E$  there is a unique node  $x = b(e)$  in the SPQR-tree such that  $e \in E(\Gamma(x))$ .
- For every edge  $(x, y)$  in the SPQR-tree,  $V(\Gamma(x)) \cap V(\Gamma(y))$  is a separation pair  $\{a, b\}$  in  $G$ , and there is a *virtual edge*  $ab$  in each of  $\Gamma(x)$  and  $\Gamma(y)$  that corresponds to  $(x, y)$ .
- For every node  $x$  in the SPQR-tree, every edge in  $\Gamma(x)$  is either in  $E$  or a virtual edge.
- If  $x$  is an S-node,  $\Gamma(x)$  is a simple cycle with at least 3 edges.
- If  $x$  is a P-node,  $\Gamma(x)$  consists of a pair of vertices with at least 3 parallel edges.
- If  $x$  is an R-node,  $\Gamma(x)$  is a simple triconnected graph.
- No two S-nodes are neighbors, and no two P-nodes are neighbors.

The SPQR-tree for a biconnected graph is unique (see e.g. [5]). In this paper, we use the term *relaxed SPQR tree* as defined in [12] to denote a tree that satisfies all but the last condition. Unlike the strict SPQR-tree, the relaxed SPQR-tree is not unique.

**Pre-split BC trees and SPQR trees.** Once the BC tree or the SPQR is rooted, one may form a path decomposition [19] over them. Given a connected component, one may form its BC-tree and an SPQR tree for each block. In [13], we show how to obtain a balanced combined tree for each

<sup>1</sup>So in a triconnected graph, the endpoints of an edge do not constitute a separation pair.

<sup>2</sup>So the graph consisting of two vertices connected by 3 parallel edges is triconnected.

component, inspired by [3], where the heavy paths reflect not only the local SPQR tree of a block, but also the weight of the many other blocks.

Given a heavy path decomposition, [13] introduced *presplit* versions of BC trees and SPQR trees, in which cutvertices, P nodes and S nodes that lie internal on heavy paths have been split in two, thus transforming the strict BC tree or SPQR tree into a relaxed BC or SPQR tree.

**Flip-finding.** In [11] we give a structure for maintaining a planar embedded graph subject to edge deletions, insertions across a face, and flips changing the embedding. It operates using the tree-cotree decomposition of a connected plane graph; for any spanning tree, the non-tree edges form a spanning tree of the dual graph where faces and vertices swap roles. The data structure allows the following interesting operation: Mark a constant number of faces, and search for vertices along a path in the spanning tree that are incident to marked faces. Or, dually, mark a number of vertices and search for faces along a path in the cotree. This mark-and-search operation is supported in  $\mathcal{O}(\log^2 n)$  time. Originally, in [11], we use the mark-and-search operation to detect single flips necessary to bring a pair of vertices to the same face. It turns out this operation is more powerful than previously assumed, and we will use it as part of the machinery that finds all the possibly many flips necessary to bring a pair of vertices to the same face.

**Good embeddings** In [13], a class of good embeddings are provided that share the property that any edge that can be added without violating planarity only causes  $\mathcal{O}(\log n)$  flips to the current embedding. The good embeddings relate to the dynamic balanced heavy path decompositions of BC trees and SPQR trees in the following way: For all the articulation points and separation pairs that lie internal on a heavy path, the embedding of the graph should be favorable to the possibility of an incoming edge connecting the endpoints of the heavy path, if possible. No other choices to the embedding matter; the properties of the heavy path decomposition ensure that only  $\mathcal{O}(\log n)$  such choices may be unfavorable to accommodating any planarity-preserving edge insertion.

**Projections and meets** For vertices  $x, y$ , and  $z$  on a tree, we use  $\text{meet}(x, y, z)$  to denote the unique common vertex on all tree-paths between  $x, y$ , and  $z$ . Alternatively  $\text{meet}(x, y, z)$  can be seen as the projection of  $x$  on the tree-path from  $y$  to  $z$ . For a vertex  $x$  and a cycle  $C$ , let  $\pi_C(x)$  denote the projection of  $x$  on  $C$ .

### 3 Analyzing the number of flips in the lazy greedy algorithm

This section is dedicated to the proof of Lemma 3. We define some distance measures and a concept of good embeddings, and single out exactly the properties of these that would be sufficient for the lazy analysis to go through. All proofs that these sufficient conditions indeed are met are deferred to Section 6, thus enabling us to give an overview within the first limited number of pages.

**Definition 8.** We will consider only two kinds of flips:

- An articulation flip at  $a$  takes a single contiguous subsequence of the edges incident to  $a$  out, possibly reverses their order, and inserts them again, possibly in a different position.
- A separation flip at  $s, t$  reverses a contiguous subsequence of the edges incident to each of  $s, t$ .

**Definition 9.** We will distinguish between two types of separation flips at  $s, t$ :

- An SR flip only flips a single  $\{s, t\}$ -separation class.
- A P flip simultaneously flips at least 2  $\{s, t\}$ -separation classes.

**Definition 10.** A separation flip at  $s, t$  is *clean* if the first and last edges in each of the subsequences being reversed are biconnected, and *dirty* otherwise. A clean separation flip preserves the sets of edges that could participate in an articulation flip. All articulation flips are considered clean.

**Definition 11.** Given vertices  $u, v$ , a flip is called *critical* (for  $u, v$ ) if exactly one of  $u$  and  $v$  is in the subgraph being flipped.

**Definition 12.** For a planar graph  $G$ , let  $\text{Emb}(G)$  denote the graph whose nodes are planar embeddings of  $G$ , and  $(H, H')$  is an edge if  $H'$  is obtained from  $H$  by applying a single flip. As a slight abuse of notation we will also use  $\text{Emb}(G)$  to denote the set of all planar embeddings of  $G$ . Furthermore, for vertices  $u, v$  in  $G$  let  $\text{Emb}(G; u, v)$  denote the (possibly empty) set of embeddings of  $G$  that admit insertion of  $(u, v)$ .

We will often need to discuss distances in some (pseudo)metric between a particular  $H \in \text{Emb}(G)$  embedding and some particular subset of embeddings  $S \subseteq \text{Emb}(G)$ . For this, we define (for any metric or pseudometric  $\text{dist}$ )

$$\text{dist}(H, S) = \text{dist}(S, H) := \min_{H' \in S} \text{dist}(H, H')$$

**Definition 13.** For any two embeddings  $H, H'$  of the planar graph  $G$ , that is,  $H, H' \in \text{Emb}(G)$ , we say that a path from  $H$  to  $H'$  in  $\text{Emb}(G)$  is clean if every flip on the path is clean.

- Let  $\text{dist}_{\text{clean}}(H, H')$  be the length of a shortest clean path from  $H$  to  $H'$ .
- Let  $\text{dist}_{\text{sep}}(H, H')$  be the minimum number of separation flips on a clean path from  $H$  to  $H'$ .
- Let  $\text{dist}_P(H, H')$  be the minimum number of P flips on a clean path from  $H$  to  $H'$ .

**Observation 14.**  $\text{dist}_{\text{clean}}$  is a metric, and  $\text{dist}_{\text{sep}}$  and  $\text{dist}_P$  are pseudometrics, on  $\text{Emb}(G)$ .

In Section 6, we define two families of functions related to these particular (pseudo) metrics. Intuitively, for each  $\tau \in \{\text{clean}, \text{sep}, P\}$ , any planar graph  $G$  containing vertices  $u, v$ , and any embedding  $H \in \text{Emb}(G)$ :

- $\text{critical-cost}_\tau(H; u, v)$  is the number of flips of type  $\tau$  needed to accommodate  $(u, v)$  (if possible).
- $\text{solid-cost}_\tau(H; u, v)$  is the number of flips of type  $\tau$  needed to reach a “good” embedding that accommodates  $(u, v)$  (if possible).

We will state the properties we need for these functions here, in the form of Lemmas (to be proven once the actual definition has been given).

**Lemma 15.** For any planar graph  $G$  with vertices  $u, v$ , and any embedding  $H \in \text{Emb}(G)$ ,

$$\begin{aligned} \text{solid-cost}_\tau(H; u, v) &\geq \text{critical-cost}_\tau(H; u, v) \geq 0 \\ \text{solid-cost}_{\text{clean}}(H; u, v) &\geq \text{solid-cost}_{\text{sep}}(H; u, v) \geq \text{solid-cost}_P(H; u, v) \\ \text{critical-cost}_{\text{clean}}(H; u, v) &\geq \text{critical-cost}_{\text{sep}}(H; u, v) \geq \text{critical-cost}_P(H; u, v) \end{aligned}$$

And if  $G \cup (u, v)$  is planar,

$$\text{critical-cost}_{\text{clean}}(H; u, v) = 0 \iff H \in \text{Emb}(G; x, y)$$

**Lemma 16.** *Let  $u, v$  be vertices in a planar graph  $G$ , let  $H \in \text{Emb}(G)$  and let  $H' \in \text{Emb}(G)$  be the result of a single flip  $\sigma$  in  $H$ . Define*

$$\begin{aligned}\Delta \text{critical-cost}_\tau &:= \text{critical-cost}_\tau(H'; u, v) - \text{critical-cost}_\tau(H; u, v) \\ \Delta \text{solid-cost}_\tau &:= \text{solid-cost}_\tau(H'; u, v) - \text{solid-cost}_\tau(H; u, v)\end{aligned}$$

*then  $\Delta \text{critical-cost}_\tau \in \{-1, 0, 1\}$ ,  $\Delta \text{solid-cost}_\tau \in \{-1, 0, 1\}$ , and*

$$\Delta \text{critical-cost}_\tau \neq 0 \quad \implies \quad \sigma \text{ is a critical flip} \quad \iff \quad \Delta \text{solid-cost}_\tau = \Delta \text{critical-cost}_\tau$$

**Lemma 17.** *Let  $u, v$  be vertices in a planar graph  $G$ , and let  $H \in \text{Emb}(G)$ .*

- *If  $\text{critical-cost}_\tau(H; u, v) > 0$  then there exists a clean flip in  $H$  such that the resulting  $H' \in \text{Emb}(G)$  has  $\text{critical-cost}_\tau(H'; u, v) < \text{critical-cost}_\tau(H; u, v)$ .*
- *If  $\text{solid-cost}_\tau(H; u, v) > 0$  then there exists a clean flip in  $H$  such that the resulting  $H' \in \text{Emb}(G)$  has  $\text{solid-cost}_\tau(H'; u, v) < \text{solid-cost}_\tau(H; u, v)$ .*

The main motivation for defining critical-cost comes from the following

**Corollary 18.** *Let  $G$  be a planar graph, let  $u, v$  be vertices in  $G$  such that  $G \cup (u, v)$  is planar, and let  $H \in \text{Emb}(G)$ . Then*

$$\text{dist}_\tau(H, \text{Emb}(G; u, v)) = \text{critical-cost}_\tau(H; u, v).$$

*Proof.* “ $\geq$ ” follows from Lemmas 15 and 16, and “ $\leq$ ” follows from Lemma 17.  $\square$

With these properties in hand, we can now redefine what we mean by a *good* embedding in a quantifiable way:

**Definition 19.** Given a planar graph  $G$  with vertices  $u, v$ , the *good* embeddings of  $G$  with respect to  $u, v$  is the set

$$\text{Emb}^*(G; u, v) := \{H \in \text{Emb}(G) \mid \text{solid-cost}_{\text{clean}}(H; u, v) = 0\}$$

And the set of all good embeddings of  $G$  is

$$\text{Emb}^*(G) := \bigcup_{u, v} \text{Emb}^*(G; u, v) = \{H \in \text{Emb}(G) \mid \min_{u, v} \text{solid-cost}_{\text{clean}}(H; u, v) = 0\}$$

Note that this definition is not the same as in [13], although the underlying ideas are the same. With this definition, we get

**Corollary 20.** *Let  $G$  be a planar graph, let  $u, v$  be vertices in  $G$ , and let  $H \in \text{Emb}(G)$ . Then*

$$\begin{aligned}\text{dist}_\tau(H, \text{Emb}^*(G; u, v)) &= \text{solid-cost}_\tau(H; u, v) \\ \text{dist}_\tau(H, \text{Emb}^*(G)) &= \min_{u, v} \text{solid-cost}_\tau(H; u, v)\end{aligned}$$

*Proof.* “ $\geq$ ” follows from Lemmas 15 and 16, and “ $\leq$ ” follows from Lemma 17.  $\square$

The reason we call these embeddings good is the following property



**Lemma 21.** *Given a planar graph  $G$  with vertices  $u, v$  and any  $H \in \text{Emb}^*(G)$ , then*

$$\text{dist}_{\text{clean}}(H, \text{Emb}^*(G; u, v)) \in \mathcal{O}(\log n)$$

**Corollary 22.** *Given a planar graph  $G$  with vertices  $u, v$  and any  $H \in \text{Emb}(G)$ , then*

$$\text{dist}_\tau(H, \text{Emb}^*(G)) \leq \text{dist}_\tau(H, \text{Emb}^*(G; u, v)) \leq \text{dist}_\tau(H, \text{Emb}^*(G)) + \mathcal{O}(\log n)$$

*Proof.* The first inequality follows from  $\text{Emb}^*(G) \supseteq \text{Emb}^*(G; u, v)$ . For the second, let  $H' \in \text{Emb}^*(G)$  minimize  $\text{dist}_\tau(H, H')$ . By Corollary 20 and Lemmas 15 and 21,

$$\text{dist}_\tau(H', \text{Emb}^*(G; u, v)) \leq \text{dist}_{\text{clean}}(H', \text{Emb}^*(G; u, v)) \in \mathcal{O}(\log n)$$

and the result follows by the triangle inequality.  $\square$

**Lemma 23.** *Given a planar graph  $G$  with vertices  $u, v$ , such that  $G \cup (u, v)$  is planar, and any  $H \in \text{Emb}(G; u, v)$ . Then*

$$\text{solid-cost}_\tau(H; u, v) = \text{solid-cost}_\tau(H \cup (u, v); u, v)$$

Everything so far has been stated in terms of clean flips. Most of our results do not depend on this, due to the following lemma (Proved in Section 6.3).

**Lemma 24.** *A dirty separation flip corresponds to a clean separation flip and at most 4 articulation flips. At most one of these 5 flips change  $\text{solid-cost}_\tau$  or  $\text{critical-cost}_\tau$ .*

**Theorem 25.** *Let  $p, q, r \in \mathbb{N}_0$  be nonnegative integer constants. Let  $\mathcal{A}$  be a lazy greedy algorithm for maintaining a planar embedding with the following behavior:*

- $\mathcal{A}$  does no flips during edge deletion; and
- during the attempted insertion of the edge  $(u, v)$  into an embedded graph  $H$ ,  $\mathcal{A}$  only uses critical flips; and
- this sequence of flips can be divided into steps of at most  $r$  flips, such that each step decreases the following potential by at least 1:

$$\text{critical-cost}_{\text{clean}}(H; u, v) + p \cdot \text{critical-cost}_{\text{sep}}(H; u, v) + q \cdot \text{critical-cost}_P(H; u, v)$$

*Then,  $\mathcal{A}$  uses amortized  $\mathcal{O}(\log n)$  steps per attempted edge insertion.*

*Proof.* Let  $G$  be a planar graph with vertices  $u, v$ , such that  $G \cup (u, v)$  is planar, let  $H_0 \in \text{Emb}(G)$  be the embedding before inserting  $(u, v)$  and let  $H_1, \dots, H_k \in \text{Emb}(G)$  be the embedded graphs after each “step” until finally  $H_k \in \text{Emb}(G; u, v)$ .

Define  $\text{dist}_{\text{alg}} = \text{dist}_{\text{clean}} + p \cdot \text{dist}_{\text{sep}} + q \cdot \text{dist}_P$ . Then  $\text{dist}_{\text{alg}}$  is a metric on  $\text{Emb}(G)$ , and for each  $H \in \text{Emb}(G)$  we can define

$$\begin{aligned} \Phi(H) &= \text{dist}_{\text{alg}}(H, \text{Emb}^*(G)) \\ \Phi(H; u, v) &= \text{dist}_{\text{alg}}(H, \text{Emb}^*(G; u, v)) \end{aligned}$$

By Corollary 22  $\Phi(H) \leq \Phi(H; u, v) \leq \Phi(H) + \mathcal{O}(\log n)$ .

By assumption,  $\text{dist}_{\text{alg}}(H, \text{Emb}(G; u, v))$  is strictly decreasing in each step, and by Lemma 16,  $\Phi(H; u, v)$  decreases by exactly the same amount. In particular, after  $k$  steps it has decreased by at

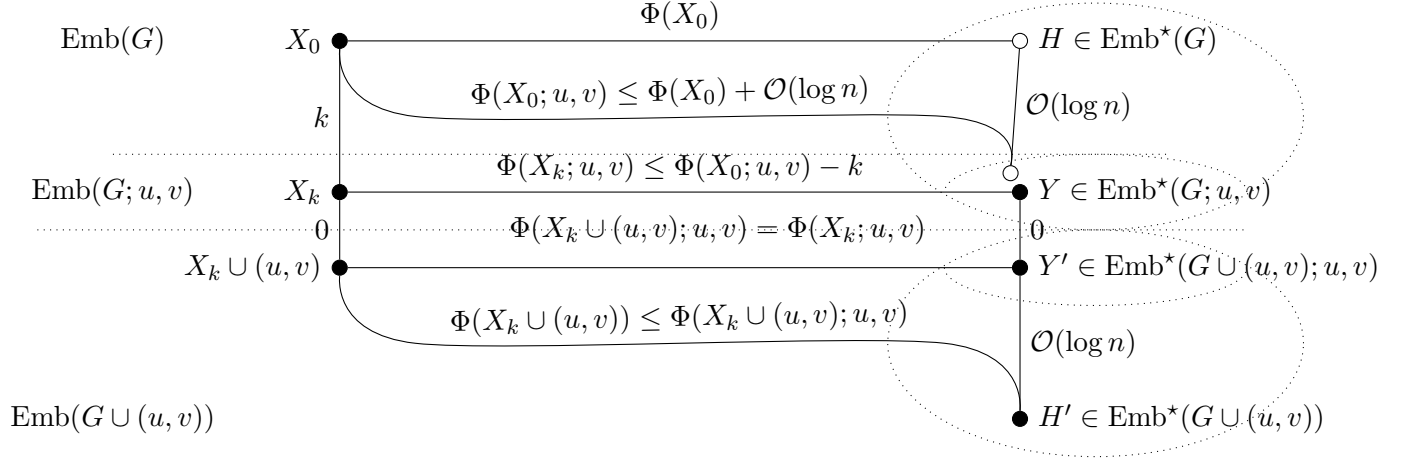


Figure 2: Illustration of the proof of Theorem 25.

least  $k$ , so  $\Phi(H_k; u, v) \leq \Phi(H_0; u, v) - k \leq \Phi(H_0) + \mathcal{O}(\log n) - k$ . By Lemma 23,  $\Phi(H_k \cup (u, v); u, v) = \Phi(H_k; u, v)$ , so

$$\Phi(H_k \cup (u, v)) \leq \Phi(H_k \cup (u, v); u, v) = \Phi(H_k; u, v) \leq \Phi(H_0; u, v) - k \leq \Phi(H_0) + \mathcal{O}(\log n) - k$$

The same argument holds when an attempted insert stops after  $k$  steps because  $G \cup (u, v)$  is not planar. Since the potential  $\Phi(H)$  increases by at most  $\mathcal{O}(\log n)$  and drops by at least the number of steps used, the amortized number of steps for each attempted insert is  $\mathcal{O}(\log n)$ .

For deletion it is even simpler, as

$$\Phi(H - (u, v)) \leq \Phi(H - (u, v); u, v) = \Phi(H; u, v) \leq \Phi(H) + \mathcal{O}(\log n)$$

Thus, each deletion increases the potential by  $\mathcal{O}(\log n)$ . However, as we start with an empty edge set, the number of deletions is upper bounded by the number of insertions, and so each edge can instead pay a cost of  $\mathcal{O}(\log n)$  steps when inserted to cover its own future deletion. In other words, deletions are essentially free.  $\square$

As a direct consequence, our main lemma holds.

**Lemma 3.** *Any algorithm for maintaining a fully dynamic planar embedding that for each attempted edge-insertion greedily does the minimal number of flips, and that for each edge deletion lazily does nothing, will do amortized  $\mathcal{O}(\log n)$  flips per insertion when starting with an empty graph (or amortized over  $\Omega(n/\log n)$  operations).*

*Proof.* Set  $p = q = 0$  and  $r = 1$  in the lemma above, and the result follows.  $\square$

For our algorithmic purposes, we would rather deal with each type of flip separately. Using the following lemma (proved in Section 6)

**Lemma 26.** *Any SR flip or articulation flip leaves  $\text{critical-cost}_P$  and  $\text{solid-cost}_P$  unchanged, and any articulation flip leaves  $\text{critical-cost}_{\text{sep}}$  and  $\text{solid-cost}_{\text{sep}}$  unchanged.*

we can simplify Theorem 25 to.

**Corollary 27.** *Any lazy greedy algorithm for planar embeddings that does no flips during edge deletion, and that during attempted edge insertion only uses critical flips such that*

- *Each  $P$  flip decreases  $\text{critical-cost}_P$  or leaves it unchanged*
- *Each  $SR$  flip decreases  $\text{critical-cost}_{sep}$  or leaves it unchanged*
- *Each articulation flip decreases  $\text{critical-cost}_{clean}$  or leaves it unchanged*
- *For some constant  $r$ , no sequence of  $r$  consecutive flips leave their type of cost unchanged.*

*uses amortized  $\mathcal{O}(\log n)$  steps per attempted edge insertion.*

*Proof.* Simply use  $p = r + 1, q = r^2 + 2r + 1, r = r$  in Theorem 25, and note that Lemma 26 guarantees the resulting potential is strictly decreasing in each round of at most  $r$  flips.  $\square$

## 4 A Greedy Flip-Finding Algorithm

We use the data structure from [11] to represent the current embedding. This structure maintains *interdigitating spanning trees* (also known as the tree co-tree decomposition) for the primal and dual graphs under flips, admissible edge insertions, and edge deletions in worst case  $\mathcal{O}(\log^2 n)$  time per operation. Furthermore, the structure allows for a mark-and-search operation, in which a constant number of faces may be “marked”, and vertices along a path on the spanning tree that are incident to marked faces may be sought for in  $\mathcal{O}(\log^2 n)$  time. (Dually, one may mark vertices and search for faces in the same time, ie.  $\mathcal{O}(\log^2 n)$ .)

### 4.1 Algorithm overview

We want to use this structure to search for the flips needed to insert a new edge  $(u, v)$  that is not admissible in the current embedding. For simplicity, we will present an algorithm that fits the framework in Corollary 27, rather than insisting on finding a shortest sequence of clean flips. This is sufficient to get amortized  $\mathcal{O}(\log n)$  flips, and with  $\mathcal{O}(\log^2 n)$  overhead per flip, amortized  $\mathcal{O}(\log^3 n)$  time for (attempted) edge insertion. If desired, the algorithm can be made to detect if it has made non-optimal flips and backtrack to use an optimal sequence of flips without affecting the asymptotic amortized running time.

At the highest possible level of abstraction, our algorithm is just the MULTI-FLIP-LINKABLE routine from Algorithm 1. In the following we will go into more detail and provide (some) proofs. We will assume full knowledge of how to use the mark-and-search features from [11] to e.g. search a path in the dual tree for the first face containing a given pair of vertices.

Let  $a_1, \dots, a_{k-1}$  be the articulation points on  $u \cdots v$ , and let  $a_0 = u$  and  $a_k = v$ . For  $1 \leq i \leq k$  let  $B_i$  be the biconnected component (or bridge) containing  $a_{i-1} \cdots a_i$ . Our algorithm “cleans up” this path by sweeping from  $a_0 = u$  to  $a_k = v$ . At all times the algorithm keeps track of a latest articulation point  $u' = a_i$  seen on  $u \cdots v$  (initially  $u' = a_0 = u$ ) such that either  $u' = u$  or  $(u, u')$  is admissible in the current embedding. We will further maintain the invariant that (unless  $i = k$ ) there is a common face of  $u$  and  $a_i$  that contains at least one edge from  $B_{i+1}$ . In the round where  $u' = a_i$  the algorithm sets  $v' = a_{i+1}$  and does the following:

1. It finds and applies all separation flips in  $B_{i+1}$  needed to make  $(a_i, a_{i+1})$  admissible, or detects (after some number of flips) that  $B_{i+1} \cup (a_i, a_{i+1})$  — and therefore  $G \cup (u, v)$  — is nonplanar.
2. It finds at most one articulation flip at  $u'$  and at most one articulation flip at  $v'$ , such that afterwards  $u$  shares a face with  $v' = a_{i+1}$ , and (if  $v' \neq v$ ) with at least one edge from  $B_{i+2}$ .

---

**Algorithm 1**

---

```
1: function MULTI-FLIP-LINKABLE( $u, v$ )
2:    $u' \leftarrow u$ 
3:   while  $u' \neq v$  do
4:     if  $u', v$  biconnected then
5:        $v' \leftarrow v$ 
6:     else
7:        $v' \leftarrow$  first articulation point on  $u' \cdots v$ .
8:     if not DO-SEPARATION-FLIPS( $u', v'$ ) then            $\triangleright$  Do all separation flips needed in  $B_{i+1}$ .
9:       return “no”
10:    DO-ARTICULATION-FLIPS( $u, u', v', v$ )            $\triangleright$  Do articulation flips required by  $B_{i+1}$ .
11:     $\triangleright$  Now  $u$  shares a face with  $v'$ , and (if  $v' \neq v$ ) with at least one edge in  $B_{i+2}$ .
12:     $u' \leftarrow$  FIND-NEXT-FLIP-BLOCK( $u, u', v', v$ )    $\triangleright$  Skip to next relevant  $a_i$ 
13:  return “yes”                                          $\triangleright u, v$  are now in same face
```

---

3. It finds the first  $a_j$  with  $j \geq i + 1$  such that either: the next iteration of the loop finds at least one flip; or no more flips are needed and  $a_j = v$ . It then sets  $u' \leftarrow a_j$ .  
The algorithm stops when  $u' = v$ . By our invariant  $(u, v)$  is admissible if it reaches this point.

**Lemma 28.** *If  $G \cup (u, v)$  is planar and  $H_0 \in \text{Emb}(G)$ , this algorithm finds a sequence of graphs  $H_1, \dots, H_k \in \text{Emb}(G)$  such that  $H_k \in \text{Emb}(G; u, v)$ . The main loop performs  $\mathcal{O}(k)$  iterations.*

*Proof.* If  $G \cup (u, v)$  is planar, then for every block  $B_{i+1}$  there exists some (possibly empty) set of separation flips such that  $H \cup (a_i, a_{i+1})$  is planar. Thus, after line 8 we know that  $a_i$  and  $a_{i+1}$  share a face. And by our invariant, we also know that  $u = a_0$  and  $u' = a_i$  share a face, incident to at least one edge from  $B_{i+1}$ .

Now the call to DO-ARTICULATION-FLIPS in line 10 uses at most 2 articulation flips to update the invariant so  $u$  shares a face with  $v'$  and (if  $v \neq v'$ ) with at least one edge in  $B_{i+2}$ .

Finally, the call to FIND-NEXT-FLIP-BLOCK in line 12, updates  $u'$  to the largest  $a_j$  so the invariant still holds. In particular, either a separation flip is needed in  $B_{j+1}$ , or an articulation flip is needed in  $a_{j+1}$  before the face shared by  $u = a_0$  and  $a_{j+1}$  is incident to an edge in  $B_{j+2}$ .

Thus, in every iteration after (possibly) the first, at least one flip is performed. Thus if we stop after  $k$  flips, the number of iterations is at most  $k + 1$ .

We stop with  $H \notin \text{Emb}(G; u, v)$  only if there is a block  $B_{i+1}$  where DO-ARTICULATION-FLIPS( $a_i, a_{i+1}$ ) returns “no” because we have detected that  $G \cup (u, v)$  is nonplanar.

Otherwise we keep making progress, and will eventually have  $u' = v$ . By our invariant  $(u, v)$  are now in the same face, and thus  $H_k \in \text{Emb}(G; u, v)$ .  $\square$

## 4.2 FIND-NEXT-FLIP-BLOCK

The simplest part of our algorithm is the FIND-NEXT-FLIP-BLOCK function in Algorithm 2 we use to move to the next “interesting” articulation point, or to vertex  $v$  if we are done.

By interesting is meant the following: it is an articulation point  $a_j$  on the BC-path from  $u$  to  $v$  such that a flip in either  $a_j$ ,  $B_{j+1}$ , or  $a_{j+1}$  is necessary in order to bring  $u$  and  $v$  to the same face.

---

**Algorithm 2**


---

```

1: function FIND-NEXT-FLIP-BLOCK( $u, u', v', v$ )
2:    $\triangleright u$  shares a face with  $v'$ , and (if  $v' \neq v$ ) with at least one edge in  $B_{i+2}$ .
3:   if  $v' \neq v$  then
4:      $f_u, c_u^1, c_u^2 \leftarrow \text{FIND-BOUNDING-FACE}(u, v', v)$   $\triangleright f_u$  is incident to  $u$ .
5:      $f_v, c_v^1, c_v^2 \leftarrow \text{FIND-BOUNDING-FACE}(v, v', u)$ 
6:     if  $f_u = f_v$  then
7:       if  $v$  incident to  $f_u$  then
8:         return  $v$ 
9:       return last internal node on  $u \cdots v$  touching  $f_u$  on both sides.
10:  return  $v'$ 

11: function FIND-BOUNDING-FACE( $u, a, v$ )
12:   $c_u \leftarrow$  any corner incident to  $u$ ;  $c_v \leftarrow$  any corner incident to  $v$ 
13:   $f \leftarrow$  first face on the dual path  $c_u \cdots c_v$  touching  $a$  on both sides.
14:   $c_L, c_R \leftarrow$  first corners on left and right side of  $c_u \cdots c_v$  that are incident to both  $a$  and  $f$ .
15:  return  $f, c_L, c_R$ 

```

---

**Lemma 29.** *If  $a_0$  and  $a_{i+1}$  share a face containing at least one edge from  $B_{i+2}$ , then in worst case  $\mathcal{O}(\log^2 n)$  time FIND-NEXT-FLIP-BLOCK( $a_0, a_i, a_{i+1}, a_k$ ) either returns the last  $a_j$  ( $i < j < k$ ) such that  $a_0$  and  $a_j$  share a face containing at least one edge from  $B_{j+1}$ ; or  $a_k$  if  $a_0$  and  $a_k$  share a face.*

*Proof.* First note that the running time is  $\mathcal{O}(\log^2 n)$  because the dominating subroutine is the mark-and-search algorithm from [11] called a constant number of times in FIND-BOUNDING-FACE(...), and once on line 9.

For correctness, assume  $a = a_{i+1}$  is an articulation point separating  $u = a_0$  from  $v = a_k$ . Then there is at least one articulation point in the dual graph incident to  $a$ , and all such articulation points lie on a path in the co-tree. By assumption,  $u$  lies in the bounding face of  $a_i$  and  $a_{i+1}$ , that is, in the face  $f$  returned by FIND-BOUNDING-FACE( $u, a_i, a_{i+1}$ ). Now there are four basic cases:

1. If  $a_{i+2}$  does not lie in  $f$ , then we have indeed reached a block where flips are necessary, and the algorithm returns  $a_{i+1}$  as desired. (See Figure 3)
2. On the other hand, if  $a_{i+2}$  lies in  $f$  but only has corners incident to  $f$  on one side, then we are in a case where a flip in  $a_{i+2}$  is necessary to bring  $u$  to the same face as  $v$ , and the algorithm returns  $a_{i+1}$  as desired. (See Figure 4)
3. Thirdly, it may be the case that  $a_{i+2}$  is incident to  $f$  on both sides of the path, in which case no flips in  $a_{i+1}, B_{i+1}$ , or  $a_{i+2}$  are necessary. In this case there is a non-trivial segment of articulation points  $a_{i+1}, a_{i+2}, \dots$  that lie in  $f$ . Our algorithm will now return the last such  $a_j$  incident to  $f$  on both sides of the path. Here, we have two sub-cases. If  $a_{j+1}$  is not incident to  $f$ , this indicates that either we have reached a point  $a_j$  where an articulation flip is needed, or, we have reached a block  $B_j$  where flips are needed. On the other hand, if  $a_{j+1}$  is incident to  $f$  but only on one side, we are in the case where an articulation flip in  $a_{j+1}$  is needed to bring  $u$  and  $v$  to the same face. In both cases, our algorithm returns  $a_j$  as desired. (See Figure 5)
4. Finally, we may be in the case where  $v$  lies in the same face as  $u$  and we are done, but in this case, the face  $f$  must be the shared face: Namely, since  $u$  and  $v$  are separated by at least one articulation point  $a$  in the primal graph with  $a$  incident to some face  $f$  on both sides of

the tree-path from  $u$  to  $v$ , then there is a 2-cycle through  $f$  and  $a$  in the vertex-face graph separating  $u$  from  $v$ , and thus,  $f$  must be the unique face shared by all articulation points on any path  $u \cdots v$ . (See Figure 6)  $\square$

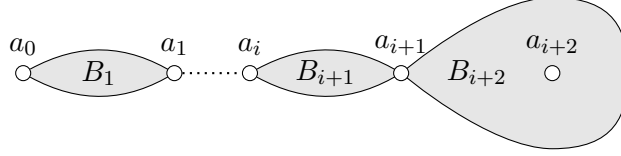


Figure 3: Lemma 29 case 1:  $a_{i+2}$  does not lie in  $f$ .  $\text{FIND-NEXT-FLIP-BLOCK}(a_0, a_i, a_{i+1}, a_k)$  returns  $a_{i+1}$ .

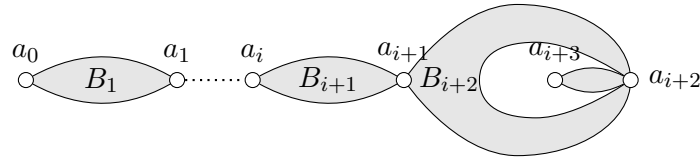


Figure 4: Lemma 29 case 2: the path  $a_0 \cdots a_k$  touches  $f$  on only one side in  $a_{i+2}$ .  $\text{FIND-NEXT-FLIP-BLOCK}(a_0, a_i, a_{i+1}, a_k)$  returns  $a_{i+1}$ .

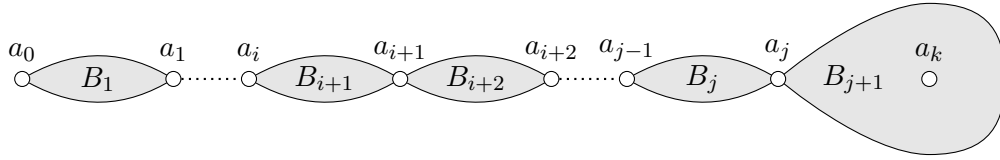


Figure 5: Lemma 29 case 3:  $\text{FIND-NEXT-FLIP-BLOCK}(a_0, a_i, a_{i+1}, a_k)$  returns  $a_j$  with  $i + 1 < j < k$ .

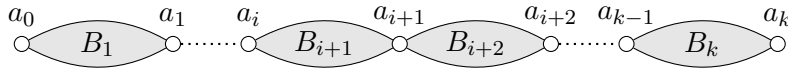


Figure 6: Lemma 29 case 4:  $\text{FIND-NEXT-FLIP-BLOCK}(a_0, a_i, a_{i+1}, a_k)$  returns  $a_k$ .

### 4.3 DO-ARTICULATION-FLIPS

The next piece of our algorithm is the DO-ARTICULATION-FLIPS function in Algorithm 3.

**Lemma 30.** *If  $a_0$  and  $a_i$  share a face containing at least one edge from  $B_{i+1}$ , and  $a_i$  and  $a_{i+1}$  share a face, then in  $\mathcal{O}(\log^2 n)$  time  $\text{DO-ARTICULATION-FLIPS}(a_0, a_i, a_{i+1}, a_k)$  does at most one articulation flip at each of  $a_i$  and  $a_{i+1}$ , each of which are critical. Afterwards,  $a_0$  shares a face with  $a_{i+1}$ , and (if  $i \leq k - 2$ ) with at least one edge in  $B_{i+2}$ .*

*Proof.* The running time of  $\text{DO-ARTICULATION-FLIPS}(\cdots)$  is  $\mathcal{O}(\log^2 n)$  because it does a constant number of calls to  $\text{FIND-BOUNDING-FACE}(\cdots)$ ,  $\text{LINKABLE}(\cdots)$ , and  $\text{ARTICULATION-FLIP}(\cdots)$ , which each take worst case  $\mathcal{O}(\log^2 n)$  time. The number and location of the articulation flips done is

---

**Algorithm 3**

---

**Require:**  $u', v'$  linkable

```
1: function DO-ARTICULATION-FLIPS( $u, u', v', v$ )
2:   if  $u = u'$  then
3:     if  $v' = v$  then
4:        $\triangleright$  Nothing to do
5:     else
6:        $f_v, c_v^1, c_v^2 \leftarrow \text{FIND-BOUNDING-FACE}(v, v', u)$ 
7:       if  $f_v$  not incident to  $u'$  then
8:          $c_u, c_v \leftarrow \text{LINKABLE}(u', v')$ 
9:          $\text{ARTICULATION-FLIP}(c_v^1, c_v^2, c_v)$ 
10:    else
11:      if  $v' = v$  then
12:         $f_u, c_u^1, c_u^2 \leftarrow \text{FIND-BOUNDING-FACE}(u, u', v)$ 
13:        if  $f_u$  not incident to  $v'$  then
14:           $c_u, c_v \leftarrow \text{LINKABLE}(u', v')$ 
15:           $\text{ARTICULATION-FLIP}(c_u^1, c_u^2, c_u)$ 
16:      else  $u \neq u'$  and  $v' \neq v$ 
17:         $f_v, c_v^1, c_v^2 \leftarrow \text{FIND-BOUNDING-FACE}(v, v', u)$ 
18:         $f_u, c_u^1, c_u^2 \leftarrow \text{FIND-BOUNDING-FACE}(u, u', v)$ 
19:        if  $f_u = f_v$  then
20:           $\triangleright$  Nothing to do
21:        else if  $u'$  incident to  $f_v$  then
22:           $c_u \leftarrow$  any corner between  $u'$  and  $f_v$ 
23:           $\text{ARTICULATION-FLIP}(c_u^1, c_u^2, c_u)$ 
24:        else if  $v'$  incident to  $f_u$  then
25:           $c_v \leftarrow$  any corner between  $v'$  and  $f_u$ 
26:           $\text{ARTICULATION-FLIP}(c_v^1, c_v^2, c_v)$ 
27:        else
28:           $c_u, c_v \leftarrow \text{LINKABLE}(u', v')$ 
29:           $\text{ARTICULATION-FLIP}(c_u^1, c_u^2, c_u)$ 
30:           $\text{ARTICULATION-FLIP}(c_v^1, c_v^2, c_v)$ 
```

---

likewise clear from the definition, and since each of the flips move exactly one of  $u$  and  $v$ , any flips done are critical.

- If no articulation flips are done:  $u$  and  $v$  are already in the same face. (See Figure 7)
- If an articulation flip is done at  $v' = a_{i+1}$  but not at  $u' = a_i$ :  $B_{i+2}$  is flipped into a face containing  $u$  in line 9 if  $u = u'$ , or a face containing  $u'$  and  $B_i$  (and hence  $u$ ) in line 26 otherwise. (See Figure 8)
- If an articulation flip is done at  $u' = a_i$  but not at  $v' = a_{i+1}$ :  $B_i$  (and hence  $u$ ) is flipped into a face containing  $v'$  in line 15 if  $v' = v$ , or a face containing  $v'$  and  $B_{i+2}$  in line 23 otherwise. (See Figure 9)
- If articulation flips are done at both  $u' = a_i$  and  $v' = a_{i+1}$ : Both  $B_i$  (and hence  $u$ ) and  $B_{i+2}$  are flipped into the same face in lines 29–30. (See Figure 10)

In each case the postcondition is satisfied. □



Figure 7: DO-ARTICULATION-FLIPS( $a_0, a_i, a_{i+1}, a_k$ ): If  $f_u = f_v$  there is nothing to do.

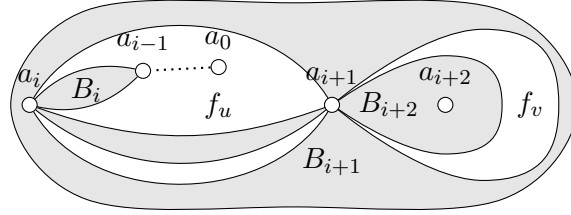


Figure 8: DO-ARTICULATION-FLIPS( $a_0, a_i, a_{i+1}, a_k$ ): When  $f_u \neq f_v$  and  $a_{i+1} \in f_u$ , we may use any corner between  $f_u$  and  $a_{i+1}$  to flip  $B_{i+2}$  into.

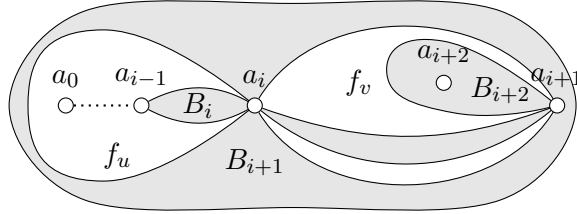


Figure 9: DO-ARTICULATION-FLIPS( $a_0, a_i, a_{i+1}, a_k$ ): When  $f_u \neq f_v$  and  $a_i \in f_v$ , we use any corner between  $f_v$  and  $a_i$  to flip  $B_i$  into.

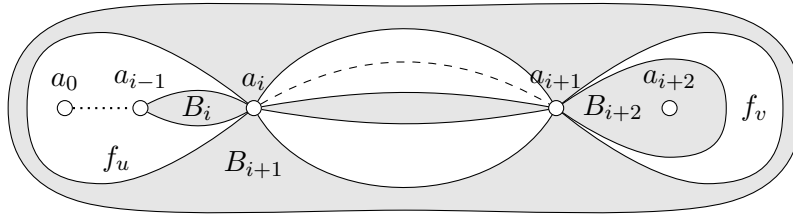


Figure 10: DO-ARTICULATION-FLIPS( $a_0, a_i, a_{i+1}, a_k$ ): When  $a_{i+1} \notin f_u$  and  $a_i \notin f_v$ , use a LINKABLE( $a_i, a_{i+1}$ ) query to find the corners where  $(a_i, a_{i+1})$  could be inserted, and flip into those corners.

Our algorithm may not decrease critical-cost in every step. To simplify the description of how and when it changes, we associate each type of flip with one of the critical-cost $_{\tau}$  as in Corollary 27:

- A P flip is associated with critical-cost $_p$
- An SR flip is associated with critical-cost $_{sep}$
- An articulation flip is associated with critical-cost $_{clean}$



A flip is potential-decreasing/potential-neutral/potential-increasing if it changes its associated cost by  $-1/0/1$  respectively.

**Lemma 31.** *During execution of  $\text{MULTI-FLIP-LINKABLE}(u, v)$ , the pattern of articulation flips is as follows:*

- If  $\text{DO-ARTICULATION-FLIPS}(a_0, a_i, a_{i+1}, a_k)$  does a flip at  $a_i$ , it is potential-decreasing.
- If  $\text{DO-ARTICULATION-FLIPS}(a_0, a_i, a_{i+1}, a_k)$  does a flip at  $a_{i+1}$  that is not potential-decreasing, then it is potential-neutral, the following  $\text{FIND-NEXT-FLIP-BLOCK}(a_0, a_i, a_{i+1}, a_k)$  returns  $a_{i+1}$ , and in the next iteration either:
  - $\text{DO-SEPARATION-FLIPS}(a_{i+1}, a_{i+2})$  returns “no”; or
  - $\text{DO-SEPARATION-FLIPS}(a_{i+1}, a_{i+2})$  does at least one flip; or
  - $\text{DO-ARTICULATION-FLIPS}(a_0, a_{i+1}, a_{i+2}, a_k)$  does a potential-decreasing articulation flip at  $a_{i+1}$ .

*Proof.* If  $\text{DO-ARTICULATION-FLIPS}(a_0, a_i, a_{i+1}, a_k)$  does a flip at  $u' = a_i$ , it is because  $u$  and  $v'$  does not yet share a face and at least one flip at  $a_i$  is needed to bring them together. By our invariants,  $u$  does share a face with both  $a_i$  and at least one edge of  $B_{i+1}$ . Observe that no amount of clean separation flips can help bringing them together, and thus any clean path in  $\text{Emb } G$  from  $H$  to  $H' \in \text{Emb}(G; u, v)$  contains at least one separation flip at  $a_i$ . In particular, any shortest path contains exactly one such flip, and thus this flip is potential-decreasing.

On the other hand, if  $\text{DO-ARTICULATION-FLIPS}(a_0, a_i, a_{i+1}, a_k)$  does a flip at  $u' = a_{i+1}$  because some other block  $B'$  is incident to  $a_{i+1}$  on both sides of  $u \cdots v$ , then it can happen that (after all separation flips in  $B_{i+2}$  are done)  $u$  is still not sharing a face with  $a_{i+2}$  even though  $a_{i+1}$  is (See Figure 11). In this case, a second articulation flip is needed at  $a_{i+1}$  (which will be potential-decreasing). However, if  $a_i$  shares a face with  $B'$ , the first flip at  $a_{i+1}$  could have been skipped, and we would reach the invariant state with one fewer flips. In this case, and only this case, the first flip the algorithm does at  $a_{i+1}$  is potential-neutral. Now observe that if we do such a potential-neutral flip, the following  $\text{FIND-NEXT-FLIP-BLOCK}(a_0, a_i, a_{i+1}, a_k)$  must return  $a_{i+1}$ , because either  $a_{i+1}$  does not share a face with  $a_{i+2}$  and  $\text{DO-SEPARATION-FLIPS}(a_{i+1}, a_{i+2})$  will behave as described, or  $a_{i+1}$  does share a face with  $a_{i+2}$  but  $a_0$  does not share a face with  $a_{i+2}$  so the second articulation flip at  $a_{i+1}$  is done as described.  $\square$

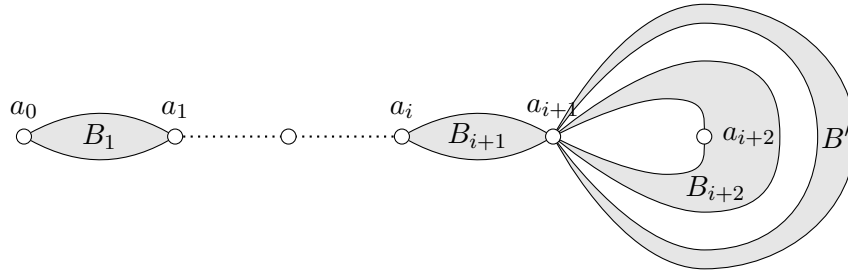


Figure 11: Example where  $\text{DO-ARTICULATION-FLIPS}$  makes a potential-neutral flip at  $a_{i+1}$ , moving  $B_{i+2}$  into the outer face. With or without this flip, we still need to flip  $B_1 \cdots B_{i+1}$  into a face containing  $a_{i+2}$ .

#### 4.4 If $u, v$ are biconnected (DO-SEPARATION-FLIPS)

The remaining piece of our algorithm, and by far the most complicated, consists of the DO-SEPARATION-FLIPS function in Algorithm 4, and its subroutines.

The general idea in DO-SEPARATION-FLIPS( $u, v$ ) is to repeatedly find and flip a maximal size subgraph  $Y_0 \subseteq H$  such that:

- $Y_0$  contains  $u$  (and not  $v$ ).
- $Y_0$  is separated from the rest of  $H$  by two cut vertices  $s_1, t_1$ .
- There is at least one face in  $H$  that contains all of  $s, t$ , and  $u$ .

Call such a subgraph (maximal or not) a  $u$ -flip-component.

A given  $u$ -flip-component  $Y_0$  remains a  $u$ -flip-component if we flip it, so we require that each step flips a strictly larger subgraph than the previous. If no strictly larger  $Y_0$  can be found, we admit defeat and stop.

---

#### Algorithm 4

---

```

1: function DO-SEPARATION-FLIPS( $u, v$ )
2:    $s \leftarrow 0$ 
3:   while not LINKABLE( $u, v$ ) do ▷ Separation flip needed in block bounded by  $u, v$ 
4:      $s', \sigma \leftarrow$  FIND-FIRST-SEPARATION-FLIP( $u, v$ )
5:     if  $s' \leq s$  then return “no”
6:     Execute separation flip  $\sigma$ 
7:      $s \leftarrow s'$ 
8:   return “yes”

```

---

**Lemma 32.** *Assuming that FIND-FIRST-SEPARATION-FLIP( $u, v$ ) in worst case  $\mathcal{O}(\log^2 n)$  time always finds a maximal  $u$ -flip-component when one exists, DO-SEPARATION-FLIPS( $a_i, a_{i+1}$ ) does only critical separation flips in worst case  $\mathcal{O}(\log^2 n)$  time per flip. If  $G \cup (u, v)$  is planar, every flip is potential-decreasing. If  $G \cup (u, v)$  is nonplanar every flip except the last is potential-decreasing.*

*Proof.* The running time is worst case  $\mathcal{O}(\log^2 n)$  per flip, by our assumption, and because the LINKABLE( $u, v$ ) query and actually executing the flip takes  $\mathcal{O}(\log^2 n)$  in the underlying data structure from [11]. By definition, any  $u$ -flip component defines a critical flip, so all the flips performed are critical. By assumption, each flip  $\sigma$  that we consider is maximal. If  $\sigma$  is a P flip, there may be two possible choices if the first node on the  $u, v$ -critical path in the SPQR tree is an S node. However, either choice is potential-decreasing, as it brings the two neighbors to the involved P node that are on the critical path together. If  $\sigma$  is not a P flip, it is potential-decreasing unless the first node  $X$  that is not included in  $Y_0$  on the  $u, v$ -critical path in the SPQR tree is an  $R$  node that is *cross* (i.e. the virtual edges in  $\Gamma(X)$  corresponding to the path do not share a face). If  $X$  is cross,  $G \cup (u, v)$  is nonplanar, and the flip will be the last we execute, since no larger  $Y_0$  exists after the flip.  $\square$

Consider two biconnected vertices  $u$  and  $v$ , and assume they are linkable after a sequence of flips. Consider the  $u, v$ -critical path in the SPQR tree connecting them. We may compress the SPQR tree by contracting the subtree below  $u$  into  $u$ 's SPQR node. In the case where  $u$  belongs to an S node, we handle the ambiguity regarding the face to which  $u$  belongs by trying both choices. Now, being biconnected,  $u$  and  $v$  admit two disjoint paths connecting them; these intersect the separation pairs

---

**Algorithm 5**


---

```

1: function FIND-FIRST-SEPARATION-FLIP( $u, v$ )
2:    $v_L, v_R \leftarrow$  faces incident to first edge on  $v \cdots u$ .
3:    $u_L, u_R \leftarrow$  faces incident to first edge on  $u \cdots v$ .
4:    $S = \emptyset$ 
5:   for  $e \in \text{FIND-CYCLE-EDGE-CANDIDATES}(u, v)$  do
6:      $C \leftarrow$  fundamental cycle of  $e$ 
7:      $e_u^1, e_u^2 \leftarrow$  edges incident to  $\pi_C(u)$ 
8:      $e_v^1, e_v^2 \leftarrow$  edges incident to  $\pi_C(v)$ 
9:     if  $u \in C$  then  $\triangleright$  Both of  $e_u^1, e_u^2$  works, but two choices for  $f_u$ .
10:      for  $f_u^1 \in$  faces incident to  $e_u^1$  do
11:         $f_u^2 \leftarrow$  face incident to  $e_u^2$  on same side of  $C$  as  $f_u^1$ 
12:        for  $e_v \in \{e_v^1, e_v^2\}$  do
13:           $f \leftarrow$  face incident to  $e_v$  on same side of  $C$  as  $f_u^1$ 
14:           $f_u \leftarrow \text{meet}(f_u^1, f_u^2, f)$ 
15:           $S \leftarrow S \cup \{(e, f_u, e_u^1)\}$ 
16:      else  $\triangleright$  At least one of  $e_u^1, e_u^2$  works, unique  $f_u$ .
17:         $f_u \leftarrow \text{meet}(u_L, u_R, v_L)$ 
18:        for  $e_u \in \{e_u^1, e_u^2\}$  do
19:           $S \leftarrow S \cup \{(e, f_u, e_u)\}$ 
20:    $s \leftarrow 0, \sigma \leftarrow \perp$ 
21:   for  $(e, f_u, e_u) \in S$  do
22:      $C \leftarrow$  fundamental cycle of  $e$ 
23:     for  $f_v \in \text{FIND-SECOND-FACE-CANDIDATES}(u, v, C, f_u, e_u)$  do
24:        $x, y \leftarrow$  closest vertices to  $\pi_C(v)$  on  $C$  incident to both  $f_u$  and  $f_v$ , if such exist
25:       if  $x, y$  exist and separate  $u, v$  then
26:          $\sigma' \leftarrow$  separation flip at  $(x, f_u, y, f_v)$  maximizing  $u$  side
27:          $s' \leftarrow$  size of  $u$  side of flip  $\sigma'$ 
28:         if  $s' > s$  then
29:            $s \leftarrow s', \sigma \leftarrow \sigma'$ 
30:   return  $s, \sigma$ 

```

---

along the critical path. Then, the graph contains a cycle  $u - s_1 - s_2 - \dots - s_k - v - t_k - \dots - t_2 - t_1 -$ , that goes through the unique (up to choice of outer face for  $u$ ) separation pairs necessary to flip in, in order to bring  $u$  to the same face as  $v$ . In a sense, these define “flippable subcomponents”  $Y_0, Y_1, Y_2, \dots, Y_k$  with  $u \in Y_0$  and  $v \in Y_k$  delimited by these separation pairs.

Let  $k'$  be maximal ( $0 < k' \leq k$ ) such that there exists an edge whose fundamental cycle contains edges from both  $Y_0$  and  $Y_{k'}$ . Our plan for finding  $Y_0$  consists of first finding a such a fundamental cycle  $C$  through  $Y_0$  and  $Y_{k'}$ , use it to select a face  $f_u$ , and then use  $C$  and  $f_u$  to search for a suitable face  $f_v$  such that  $f_u, f_v$  bound the desired  $Y_0$ . The main complication is that it seems to require global knowledge of the graph to find out exactly where to search. We get around this by carefully analyzing a number of cases for what the (unknown) structure could be, and instead settle on finding a set of *candidates* for each item we are searching for. While we do not know which case actually represents the current graph, we can guarantee that at least one of the candidates is the one we

want. This results in a large but constant number of potential flip candidates to check, and by simply selecting the one maximizing the size of  $Y_0$ , we are guaranteed to find the desired flip.

---

**Algorithm 6**


---

```

1: function FIND-SECOND-FACE-CANDIDATES( $u, v, C, f_u, e_u$ )
2:    $\sigma \leftarrow \text{ONE-FLIP-LINKABLE}(u, v)$ 
3:   if  $\sigma$  is a valid flip then
4:     return face incident to  $\sigma$  that is not  $f_u$ . ▷ Case 1bi
5:   result  $\leftarrow \emptyset$ 
6:    $f'_v \leftarrow$  any face incident to  $v$  (e.g. either face incident to the first edge on  $v \cdots u$ )
7:    $\bar{f}_u :=$  the face incident to  $e_u$  on the opposite side of  $C$  from  $f_u$ .
8:   for  $e_v \in$  edges incident to  $\pi_C(v)$  on  $C$  do
9:      $f_v \leftarrow$  the face incident to  $e_v$  on the same side of  $C$  as  $f_u$ .
10:    if  $f_v \neq f_u$  then
11:       $(x, y) \leftarrow$  the first primal nontree edge on the dual path from  $f_u$  to  $f_v$ .
12:      result  $\leftarrow$  result  $\cup$  FIND-SECOND-FACE-P( $\bar{f}_u, f'_v, C, \pi_C(x), \pi_C(y)$ ) ▷ Case 1a
13:      result  $\leftarrow$  result  $\cup$  FIND-SECOND-FACE-R( $\bar{f}_u, C, \pi_C(x), \pi_C(y)$ ) ▷ Case 1bii
14:    if  $\pi_C(v) \neq v$  then
15:       $\bar{f}_v^1, \bar{f}_v^2 :=$  the faces incident to the first edge on  $\pi_C(v) \cdots v$ .
16:      for  $c \in \{1, 2\}$  do
17:         $(x, y) :=$  the first primal nontree edge on meet( $\bar{f}_v^1, \bar{f}_v^2, \bar{f}_u$ )  $\cdots f_v^c$ .
18:        result  $\leftarrow$  result  $\cup$  FIND-SECOND-FACE-P( $\bar{f}_u, f'_v, C, \pi_C(x), \pi_C(y)$ ) ▷ Case 2
19:         $C' :=$  The fundamental cycle of  $(x, y)$ .
20:        result  $\leftarrow$  result  $\cup$  FIND-SECOND-FACE-R( $\bar{f}_u, C \oplus C', \pi_C(x), \pi_C(y)$ ) ▷ Case 1biii
21:    return result

22: function FIND-SECOND-FACE-R( $\bar{f}_u, C, p_x, p_y$ )
23:   result  $\leftarrow \emptyset$ 
24:    $e_x^1, e_x^2, e_y^1, e_y^2 :=$  the edges on  $C$  incident to  $p_x, p_y$ .
25:    $\bar{f}_x^1, \bar{f}_x^2, \bar{f}_y^1, \bar{f}_y^2 :=$  the faces incident to  $e_x^1, e_x^2, e_y^1, e_y^2$  on the same side of  $C$  as  $\bar{f}_u$ .
26:   for  $i \in \{1, 2\}$  and  $j \in \{1, 2\}$  do
27:     result  $\leftarrow$  result  $\cup \{\text{meet}(\bar{f}_u, \bar{f}_x^i, \bar{f}_y^j)\}$ 
28:   return R

29: function FIND-SECOND-FACE-P( $\bar{f}_u, f, C, p_x, p_y$ )
30:    $e'_v \leftarrow$  first edge on  $p_x \cdots p_y$ 
31:    $e'_u \leftarrow$  the edge on  $C$  incident to  $p_x$  that is not  $e'_v$ 
32:    $f_u^1, f_v^1 \leftarrow$  the faces incident to  $e'_u, e'_v$  on the same side of  $C$  as  $\bar{f}_u$ .
33:    $f_u^2, f_v^2 \leftarrow$  the faces incident to  $e'_u, e'_v$  on the opposite side of  $C$  from  $\bar{f}_u$ .
34:   result  $\leftarrow \emptyset$ 
35:   result  $\leftarrow$  result  $\cup$  first face on  $f_v^1 \cdots f_u^1$  incident to both  $p_x$  and  $p_y$ 
36:   for  $i \in \{1, 2\}$  do
37:     result  $\leftarrow$  result  $\cup$  first and second face on  $f \cdots f_v^i$  incident to both  $p_x$  and  $p_y$ 
38:   return result

```

---

**Lemma 33.** *Let  $f_u$  be a face containing  $u$  but not  $v$ , and let  $e_u$  be an edge on some fundamental cycle  $C$  and incident to  $\pi_C(u)$ . If  $f_u$  is one of the faces bounding  $Y_0$ ,  $C$  goes through  $Y_0$  and  $Y_{k'}$ , and  $e_u \in Y_0$ , then the other face bounding  $Y_0$  is among the at most 36 faces returned by  $\text{FIND-SECOND-FACE-CANDIDATES}(u, v, C, f_u, e_u)$  (See Algorithm 6).*

*Proof.* Let  $T$  be our spanning tree. Let  $f^*$  be the face we are looking for, and let  $s^*, t^*$  be the vertices shared by  $f_u$  and  $f^*$  that separate our maximal  $Y_0 \ni u$  from  $v$ .

Let  $\bar{f}_u$  be the face incident to  $e_u$  on the opposite side of  $C$  from  $f_u$ . Let  $X$  be the first node on the  $u, v$ -critical path in the SPQR tree for  $G$ , that is not contained in  $Y_0$ , and is not a P node. Let  $Y$  be the result of repeatedly contracting into  $X$  every neighboring SPQR node that is not on the critical path. Suppose we can find a cycle  $C^*$  that is either  $C$  or the xor of  $C$  with some overlapping fundamental cycle, and the intersection of the SPQR subtree containing  $C^*$  with the  $u, v$ -critical path has  $X$  as an internal node, and  $p_x, p_y \in X \cap \Gamma(Y)$ , and  $X$  is an  $R$  node, then at least one of the edges  $e_x^1, e_x^2, e_y^1, e_y^2$  computed in  $\text{FIND-SECOND-FACE-R}(\bar{f}_u, C^*, p_x, p_y)$  lies on  $C^* \cap \Gamma(Y)$ . Assume without loss of generality that  $e_x^i \in C^* \cap \Gamma(Y)$ . If  $G \cup (u, v)$  is planar,  $C^* \cap \Gamma(Y)$  is only connected on one side of  $C^*$ . Thus, any path from  $\bar{f}_x^i$  to  $\bar{f}_u, \bar{f}_y^1$ , or  $\bar{f}_y^2$  goes through  $f^*$ . And for at least one  $j \in \{1, 2\}$ , any path from  $\bar{f}_y^j$  to  $\bar{f}_u$  goes through  $f^*$ . Thus for at least one  $i, j \in \{1, 2\}$ , all three paths  $\bar{f}_u \cdots \bar{f}_x^i, \bar{f}_u \cdots \bar{f}_y^j$ , and  $\bar{f}_x^i \cdots \bar{f}_y^j$  go through  $f^*$ , and thus  $f^* = \text{meet}(\bar{f}_u, \bar{f}_x^i, \bar{f}_y^j)$ . Thus under these conditions,  $f^* \in \text{FIND-SECOND-FACE-R}(\bar{f}_u, C^*, p_x, p_y)$ . (See Figure 12a)

If  $C$  is a fundamental cycle and there exists a P node with vertices  $\{s^*, t^*\}$  then we may consider the two edges  $e'_u$  and  $e'_v$  on  $C$  incident to  $s^*$ , with  $e'_v$  the first edge on  $p_x \cdots p_y$ . Let  $f_u^1, f_v^1$  be the faces incident to  $e'_u$  and  $e'_v$  on the same side of  $C$  as  $\bar{f}_u$ , and let  $f_u^2, f_v^2$  be the remaining two faces incident to  $e'_u, e'_v$ . Let  $E_v$  be the separation class<sup>3</sup> with respect to  $\{s^*, t^*\}$  that contains the first edge on  $v \cdots u$ , and for  $w \in u, v$  let  $E'_w$  be the separation class with respect to  $\{s^*, t^*\}$  containing  $e'_w$ . If  $E'_v = E_v$ , then  $E_v$  is bounded on the side of  $C$  containing  $f_v^i$  by the first face on  $f_v^i \cdots f_u^i$  that contains both  $s^*$  and  $t^*$ . In particular,  $f^*$  is the first face on  $f_v^1 \cdots f_u^1$  that contains both  $s^*$  and  $t^*$ . Otherwise  $E'_v \neq E_v$  and  $s^*$  and  $t^*$  are not connected in  $E_v \cap T$ , but by definition  $s^*$  and  $t^*$  are connected in  $E'_v \cap T$ . Let  $f$  be any face incident to  $v$ . Then for at least one  $i \in \{1, 2\}$  the first or second face that contain both  $s^*$  and  $t^*$  on the path from  $f$  to  $f_v^i$  must be  $f^*$ . Thus as long as there exists a P node with vertices  $\{s^*, t^*\}$ , and  $f'_v$  is any face incident to  $v$  we have  $f^* \in \text{FIND-SECOND-FACE-P}(\bar{f}_u, f'_v, C, s^*, t^*)$ . (See Figure 12b)

1) If the first edge on  $v \cdots u$  is in the same separation class wrt  $\{s^*, t^*\}$  as at least one edge on  $C$ : In the part of the SPQR tree corresponding to that separation class, the virtual edge corresponding to  $s^*, t^*$  lies in a node  $X$  that is either an S node or an R node.

a) If  $X$  is an S node: Then  $\{s^*, t^*\}$  is a P node. Otherwise we could take that S node as part of what is flipped and get a larger flip, contradicting our choice of  $s^*, t^*$ .

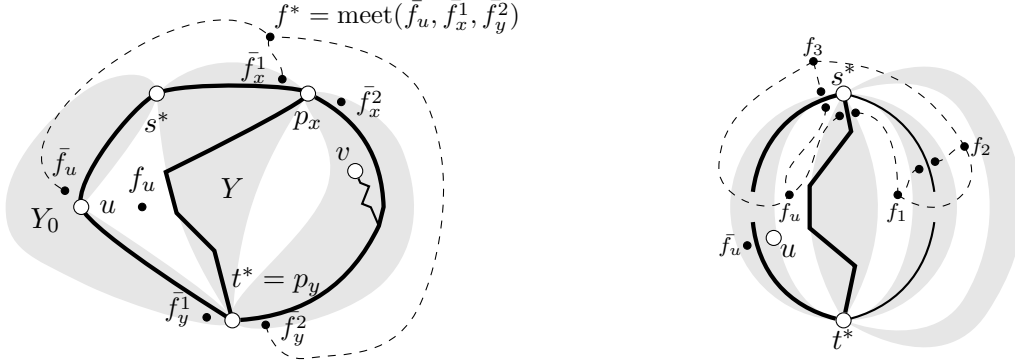
In this case, we can find  $s^*, t^*$  as  $\pi_C(x), \pi_C(y)$  where  $(x, y)$  is the first primal edge on the dual path from  $f_u$  to  $f_v$ . Thus  $f^* \in \text{FIND-SECOND-FACE-P}(\bar{f}_u, f'_v, C, \pi_C(x), \pi_C(y))$ . (See Figure 13a)

b) If  $X$  is an R node:

i) If  $v \in X$ : Last remaining flip. In this case, the initial call to  $\text{SINGLE-FLIP-LINKABLE}(u, v)$  finds 4 corners that could be flipped in. Two of these are associated with  $f_u$ . The remaining two with  $f^*$ .

---

<sup>3</sup>See Definition 6



(a)  $\text{FIND-SECOND-FACE-R}(\bar{f}_u, C, p_x, p_y)$ : If  $p_x \in C$  has an incident edge  $e_x^i$  in  $C \cap \Gamma(Y)$  and  $p_y \in C$  has an incident edge  $e_y^j$  in  $C \setminus Y_0$  (or vice versa), then  $f^* = \text{meet}(\bar{f}_u, \bar{f}_x^i, \bar{f}_y^j)$ .

(b)  $\text{FIND-SECOND-FACE-P}(\bar{f}_u, f'_v, C, p_x, p_y)$ : If  $v$  is in the middle left block (containing  $s^* \dots t^*$ )  $f^* = f_1$  which is the first face on  $f_v^1 \dots f_u^1$  that contains both  $s^*$  and  $t^*$ . If  $v$  is in the middle right block,  $f^* = f_2$  and depending on where the face  $f$  incident to  $v$  is, the first two faces on  $f \dots f_v^2$  that contain both  $s^*$  and  $t^*$  are either  $f_1, f_2$  or  $f_2, f_3$ . The remaining cases are similar.

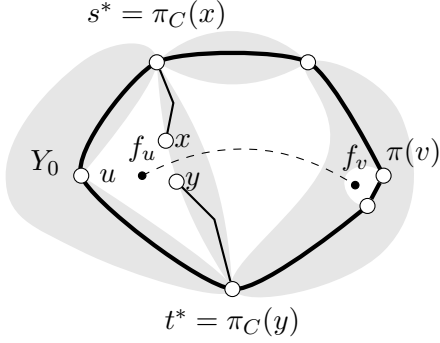
Figure 12: The two helper functions used by  $\text{FIND-SECOND-FACE-CANDIDATES}$ .

- ii) If  $v \notin X$  and  $C$  continues past  $X$ : Let  $(x, y)$  be the first primal edge on the dual path from  $f_u$  to  $f_v$ .  $f^* \in \text{FIND-SECOND-FACE-R}(\bar{f}_u, C, \pi_C(x), \pi_C(y))$ . (See Figure 14a)
  - iii) If  $v \notin X$  and  $C$  stops at  $X$ : Let  $f_v^1, f_v^2$  be the faces incident to the first edge on  $\pi_C(v) \dots v$  (nonempty since  $v \notin X$ ). For  $i \in \{1, 2\}$  let  $(x^i, y^i)$  be the first primal non-tree edge on the dual path from  $\text{meet}(f_v^1, f_v^2, \bar{f}_u)$  to  $f_v^i$ , and let  $C^i$  be the corresponding fundamental cycle. For at least one  $i \in \{1, 2\}$ ,  $f^* \in \text{FIND-SECOND-FACE-R}(\bar{f}_u, C \oplus C^i, \pi_C(x^i), \pi_C(y^i))$ . (See Figure 14b)
- 2) If the first edge on  $v \dots u$  is not in the same separation class wrt  $\{s^*, t^*\}$  as at least one edge on  $C$ :  
Then the SPQR tree has a P node containing vertices  $\{s^*, t^*\}$ , and  $f^*$  is adjacent to the separation class wrt  $\{s^*, t^*\}$  containing  $v$ .  
Let  $f_v^1, f_v^2$  be the faces incident to the first edge on  $\pi_C(v) \dots v$  (nonempty since since  $v$  in different separation class from  $C$ ). For  $i \in \{1, 2\}$  let  $(x^i, y^i)$  be the first primal non-tree edge on the dual path from  $\text{meet}(f_v^1, f_v^2, \bar{f}_u)$  to  $f_v^i$ . For at least one  $i \in \{1, 2\}$ ,  $f^* \in \text{FIND-SECOND-FACE-P}(\bar{f}_u, f'_v, C, \pi_C(x^i), \pi_C(y^i))$ . (See Figure 13b)  $\square$

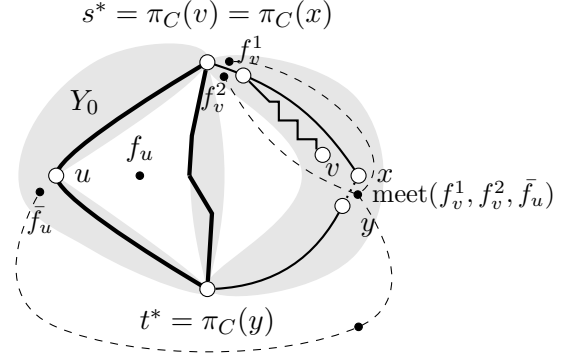
**Lemma 34.** *If  $k > 1$  or  $G \cup (u, v)$  is planar, at least one of the 10 edges returned by  $\text{FIND-CYCLE-EDGE-CANDIDATES}(u, v)$  (Algorithm 7) closes a fundamental cycle through  $Y_0$  and  $Y_{k'}$ .*

*Proof.* Let  $f_1 = \text{meet}(u_L, u_R, v_L)$ .

1. If there exists a fundamental cycle through  $Y_0, Y_{k'}$  containing  $u$ : Then the first edge on either  $f_1 \dots u_L$  or the first edge on  $f_1 \dots u_R$  closes the desired cycle.
2. If no fundamental cycle through  $Y_0, Y_{k'}$  contains  $u$ : Then  $u_L$  and  $u_R$  are on the same side of every fundamental cycle through  $Y_0, Y_{k'}$ . In addition,  $\text{meet}(u_L, u_R, v_L) = f_1 = \text{meet}(u_L, u_R, v_R)$

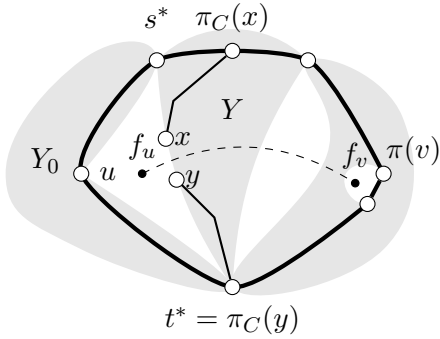


(a) Case 1a: Here the first edge  $(x, y)$  on  $f_u \cdots f_v$  can be used to find  $\{s^*, t^*\} = \{\pi_C(x), \pi_C(y)\}$ .

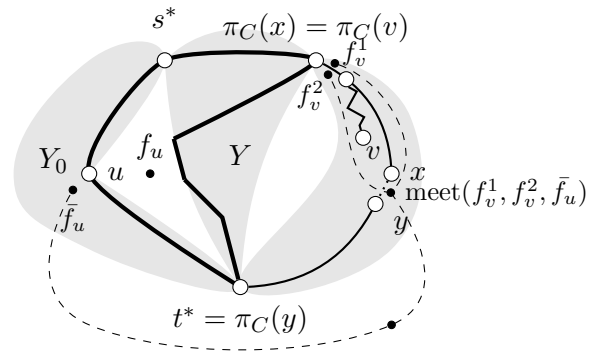


(b) Case 2: Here the first edge  $(x, y)$  on the path from  $\text{meet}(f_v^1, f_v^2, \bar{f}_u)$  to either  $f_v^1$  or  $f_v^2$  can be used to find  $\{s^*, t^*\} = \{\pi_C(x), \pi_C(y)\}$ .

Figure 13:  $\text{FIND-SECOND-FACE-CANDIDATES}(u, v, C, f_u, e_u)$ , cases where we need to find a P node  $\{s^*, t^*\}$  and then  $f^* \in \text{FIND-SECOND-FACE-P}(\bar{f}_u, f'_v, C, s^*, t^*)$ .



(a) Case 1bii:  $X \not\preceq v$  is an R node, and  $C$  continues past  $Y$ . Since at least one edge on  $C$  adjacent to  $\pi_C(x)$  or  $\pi_C(y)$  is in  $\Gamma(Y)$ , we have  $f^* \in \text{FIND-SECOND-FACE-R}(\bar{f}_u, C, \pi_C(x), \pi_C(y))$ .



(b) Case 1biii:  $X \not\preceq v$  is an R node, and  $C$  stops in  $Y$ . The first edge  $(x, y)$  on the path from  $\text{meet}(f_v^1, f_v^2, \bar{f}_u)$  to either  $f_v^1$  or  $f_v^2$  closes the new cycle  $C'$ . Setting  $C^* = C \oplus C'$ , at least one edge on  $C^*$  adjacent to  $\pi_C(x)$  or  $\pi_C(y)$  is in  $\Gamma(Y)$ , so  $f^* \in \text{FIND-SECOND-FACE-R}(\bar{f}_u, C^*, \pi_C(x), \pi_C(y))$ .

Figure 14:  $\text{FIND-SECOND-FACE-CANDIDATES}(u, v, C, f_u, e_u)$ , cases where we don't find a P node.

---

**Algorithm 7**


---

```

1: function FIND-CYCLE-EDGE-CANDIDATES( $u, v$ )
2:   result  $\leftarrow \emptyset$ 
3:    $u_L, u_R \leftarrow$  the left and right face incident to the first edge on  $u \cdots v$ .
4:    $v_L, v_R \leftarrow$  the left and right face incident to the first edge on  $v \cdots u$ .
5:    $f_1 \leftarrow \text{meet}(u_L, u_R, v_L)$ 
6:    $x \leftarrow$  the left endpoint of the first primal nontree edge on the dual path  $f_1 \cdots v_L$ 
7:    $y \leftarrow$  the right endpoint of the first primal nontree edge on the dual path  $f_1 \cdots v_R$ 
8:    $m_u \leftarrow \text{meet}(u, x, y)$ ,  $m_v \leftarrow \text{meet}(v, x, y)$ 
9:   for  $w \in \{u, v\}$  do
10:     $\{e_w^1, e_w^2\} \leftarrow$  neighbors to  $m_w$  on  $x \cdots y$ .
11:    for  $w \in \{u, v\}$  and  $i \in \{1, 2\}$  do
12:       $\{f_w^i, \bar{f}_w^i\} \leftarrow$  the faces incident to  $e_w^i$ .
13:      for  $f \in \{u_L, u_R\}$  do
14:        result  $\leftarrow$  result  $\cup$  first primal nontree edge on dual path  $f_1 \cdots f$ .
15:      for  $i \in \{1, 2\}$ , and  $f \in \{f_u^i, \bar{f}_u^i\}$  do
16:        result  $\leftarrow$  result  $\cup$  first primal nontree edge on dual path  $\text{meet}(f_u^i, \bar{f}_u^i, v_L) \cdots f$ .
17:      for  $i \in \{1, 2\}$ , and  $f \in \{f_v^i, \bar{f}_v^i\}$  do
18:        result  $\leftarrow$  result  $\cup$  first primal nontree edge on dual path  $\text{meet}(f_v^i, \bar{f}_v^i, u_L) \cdots f$ .
19:   return result

```

---

since otherwise any edge on  $\text{meet}(u_L, u_R, v_L) \cdots \text{meet}(u_L, u_R, v_R)$  would close a fundamental cycle containing both  $u$  and  $v$  and hence going through  $Y_0$  and  $Y_k$  (and hence  $Y_{k'}$ ).

Let  $x$  be the left endpoint of the first edge on  $f_1 \cdots v_L$  and let  $y$  be the right endpoint on the first edge on  $f_1 \cdots v_R$ . Both edges exist (but may be the same) since  $u \in f_u$  and  $v \in v_L, v_R$  and  $u$  and  $v$  do not share a face, and both edges are in  $Y_1$ . Assuming that  $k > 1$  or  $G \cup (u, v)$  is planar, the path  $x \cdots y$  goes through at least one of  $Y_0, Y_{k'}$ . For  $k > 1$  this is because  $v \notin Y_1$  and any paths from  $x$  or  $y$  to  $u$  or  $v$  has to cross the cycle. If  $k = 1$  and  $G \cup (u, v)$  is planar, then  $v$  has to be in a face adjacent to  $Y_1$  that is not  $f_1$ . That means at least one of  $v_L, v_R$  is on the opposite side of the desired cycle from  $f_1$ .

- (a) If  $Y_0 \cap x \cdots y \neq \emptyset$ : Then  $x \cdots y$  contains  $s_1 \cdots t_1$  as a subpath. Let  $m_u = \text{meet}(x, y, u)$ . Then either the first edge  $e_u^1$  on  $m_u \cdots x$  or the first edge  $e_u^2$  on  $m_u \cdots y$  is on  $s_1 \cdots t_1$ . Let this edge be  $e_u^i$ . Let  $\{f_u^i, \bar{f}_u^i\}$  be the faces incident to  $e_u^i$ . Either the first edge on  $\text{meet}(f_u^i, \bar{f}_u^i, v_L) \cdots f_u^i$  or the first edge on  $\text{meet}(f_u^i, \bar{f}_u^i, v_R) \cdots f_u^i$  will close the desired fundamental cycle  $C$ .
- (b) If  $Y_0 \cap x \cdots y = \emptyset$ : Let  $m_v = \text{meet}(x, y, v)$ . Then either the first edge  $e_v^1$  on  $m_v \cdots x$  or the first edge  $e_v^2$  on  $m_v \cdots y$  is on  $s_{k'} \cdots t_{k'}$ . Let this edge be  $e_v^i$ . Let  $\{f_v^i, \bar{f}_v^i\}$  be the faces incident to  $e_v^i$ . Either the first edge on  $\text{meet}(f_v^i, \bar{f}_v^i, u_L) \cdots f_v^i$  or the first edge on  $\text{meet}(f_v^i, \bar{f}_v^i, u_R) \cdots f_v^i$  will close the desired fundamental cycle  $C$ .  $\square$

**Lemma 35.** FIND-FIRST-SEPARATION-FLIP( $u, v$ ) runs in worst case  $\mathcal{O}(\log^2 n)$  time, and always finds a maximal  $u$ -flip-component if one exists.

*Proof.* FIND-FIRST-SEPARATION-FLIP( $u, v$ ) does a single call to FIND-CYCLE-EDGE-CANDIDATES( $u, v$ ). This call does at most a constant number of operations on the underlying data structure from [11],



each taking worst case  $\mathcal{O}(\log^2 n)$  time. By Lemma 34 it returns a set of  $\mathcal{O}(1)$  edges, such that at least one of them has a fundamental cycle through  $Y_0$  and  $Y_{k'}$ . For each candidate edge, it then adds  $\mathcal{O}(1)$  entries to the set  $S$ , again spending worst case  $\mathcal{O}(\log^2 n)$  time on each entry. Each entry  $(e, f_u, e_u)$  consists of a candidate edge  $e$ , a candidate face  $f_u \ni u$  to flip in, and an edge  $e_u$  incident to  $\pi(u)$  on the fundamental cycle determined by  $e$ . For each of the  $\mathcal{O}(1)$  entries in  $S$ , it then calls `FIND-SECOND-FACE-CANDIDATES`( $\dots$ ). This again takes  $\mathcal{O}(\log^2 n)$  time, and By Lemma 33 returns a set of  $\mathcal{O}(1)$  faces that are candidates for the other face  $f_v$  needed to determine a flip. For each of these  $\mathcal{O}(1)$  face pairs  $(f_u, f_v)$ , it determines if it defines valid  $u$ -flip, determines the size of the  $u$  component, and picks the largest. All in  $\mathcal{O}(\log^2 n)$  time. By Lemma 34 and Lemma 33, any maximal  $u$ -flip is among the  $u$ -flips found.  $\square$

We are finally ready to prove a main theorem:

**Theorem 2.** *There is a data structure for maintaining a planar embedding of a fully-dynamic planar graph that handles edge-updates and planarity-compatibility queries in amortized  $\mathcal{O}(\log^3 n)$  time, edge deletions in worst-case  $\mathcal{O}(\log^2 n)$  time, and queries to the neighbors of a given existing edge in the current embedding in worst-case  $\mathcal{O}(\log^2 n)$  time.*

*Proof.* Consider the function `MULTI-FLIP-LINKABLE`( $u, v$ ). By Lemma 35 and Lemma 32 each `DO-SEPARATION-FLIPS`( $u, v$ ) runs in  $\mathcal{O}(\log^2 n)$  time per flip, and only does critical potential-decreasing flips. Similarly, by Lemma 30 each `DO-ARTICULATION-FLIPS`( $u, u', v', v$ ) runs in  $\mathcal{O}(\log^2 n)$  time and only does critical potential-decreasing or potential-neutral flips. By Lemma 31 any such potential-neutral flip is immediately followed by a potential-decreasing flip (either a separation flip or an articulation flip). Thus by Corollary 27 with  $r = 2$ , `MULTI-FLIP-LINKABLE`( $u, v$ ) does amortized  $\mathcal{O}(\log n)$  flips.

By Lemma 29, each `FIND-NEXT-FLIP-BLOCK`( $u, u', v', v$ ) call also runs in  $\mathcal{O}(\log^2 n)$  time. By Lemma 28 the main loop in `MULTI-FLIP-LINKABLE`( $u, v$ ) iterates  $\mathcal{O}(\log n)$  times, and we have shown that each iteration takes  $\mathcal{O}(\log^2 n)$  time (in addition to the time taken by the separation flips). Thus the total amortized time for `MULTI-FLIP-LINKABLE`( $u, v$ ) is  $\mathcal{O}(\log^3 n)$ .

Using that, the remaining edge insertion and deletion is trivial. And the queries to the embedding are handled directly by the underlying data structure from [11].  $\square$

## 5 Allowing non-planar insertions

In [7, p.12, proof of Corollary 1], Eppstein et al. give a reduction from any data structure that maintains a planar graph subject to deletions and planarity-preserving insertions and answers queries to the planarity-compatibility of edges, to a data structure that allows the graph to be non-planar and furthermore maintains whether the graph is presently planar, at the same amortized time. The reduction uses the following simple and elegant argument: If some component of the graph is non-planar, keep a pile of not-yet inserted edges, and upon a deletion, add edges from the pile until either the pile is empty or a new planarity-blocking certificate edge is found.

To maintain not only whether the graph is planar but maintain for each component whether it is planar, it becomes necessary to keep a pile of not-yet inserted edges for each nonplanar connected component. To maintain the connected components, we run an auxiliary fully-dynamic connectivity structure for the entire graph [23], maintaining a spanning forest and the non-tree edges. We may mark the edges indicating whether they are inserted or not-yet inserted in the planar subgraph, and

we may mark vertices indicating whether they are incident to not-yet inserted edges. When an edge deletion causes a non-planar component to break into two, a spanning tree breaks into two, say,  $T_u$  and  $T_v$ . For each  $i \in \{u, v\}$ , we may efficiently find not-yet inserted edges incident to  $T_i$ , and insert them into the planar subgraph of the component spanned by  $T_i$ . We may continue until either all edges for that component are handled or until we find the first planarity violating edge. The method for efficiently finding not-yet inserted edges follows the exact same outline as the method for finding candidate replacement edges in the connectivity structure [23]. Thus, the time spent on each edge becomes  $\mathcal{O}(\log n / \log \log n)$  worst-case for finding it, plus  $\mathcal{O}(\log^3 n)$  amortized time for inserting it. We have thus shown

**Theorem 1.** *There is a data structure for fully-dynamic planarity testing that handles edge-insertions and edge-deletions in amortized  $\mathcal{O}(\log^3 n)$  time, answers queries to planarity-compatibility of an edge in amortized  $\mathcal{O}(\log^3 n)$  time, and answers queries to whether the graph is presently planar in worst case  $\mathcal{O}(1)$  time, or to whether the component of a given vertex is presently planar in worst case  $\mathcal{O}(\log n / \log \log n)$  time. It maintains an implicit representation of an embedding that is planar on each planar connected component, and may answer queries to the neighbors of a given existing edge in this current embedding, in  $\mathcal{O}(\log^2 n)$  time.*

## 6 Defining critical-cost and solid-cost

The goal of this section is to properly define the two function families  $\text{critical-cost}_\tau$  and  $\text{solid-cost}_\tau$  mentioned earlier so we can prove the claimed properties.

The general idea is for each function to define a set of *struts*, which are edges that can be inserted in  $G$  without violating planarity, and then measure the total number of flips needed to accommodate all of them.

$$\begin{aligned} \text{critical-cost}_\tau(H; u, v) &= \sum_{(x,y) \in \text{critical-struts}(G; u, v)} \text{dist}_\tau(H, \text{Emb}(G; x, y)) \\ \text{solid-cost}_\tau(H; u, v) &= \sum_{(x,y) \in \text{solid-struts}(G; u, v)} \text{dist}_\tau(H, \text{Emb}(G; x, y)) \end{aligned}$$

We want our struts to have the following properties for any planar graph  $G$  with vertices  $u, v$ :

- S1)  $G \cup \text{solid-struts}(G; u, v)$  is simple and planar.
- S2) For any  $H, H' \in \text{Emb}(G)$  with  $\text{dist}_{\text{clean}}(H, H') = 1$ , there is at most one strut  $(x, y) \in \text{solid-struts}(G; u, v)$  such that  $\text{dist}_{\text{clean}}(H, \text{Emb}(G; x, y)) \neq \text{dist}_{\text{clean}}(H', \text{Emb}(G; x, y))$ .
- S3) If  $H \in \text{Emb}(G)$  admits  $\text{solid-struts}(G; u, v)$  then for any  $u', v'$  there exists  $H' \in \text{Emb}(G)$  that admits  $\text{solid-struts}(G; u', v')$  such that  $\text{dist}_{\text{clean}}(H, H') \in \mathcal{O}(\log n)$ .
- S4) If  $G \cup (u, v)$  is simple and planar, then  $\text{solid-struts}(G; u, v) = \text{solid-struts}(G \cup (u, v); u, v) \cup \{(u, v)\}$ .
- S5)  $\text{critical-struts}(G; u, v) \subseteq \text{solid-struts}(G; u, v)$ .
- S6) For  $(u, v) \in G$ ,  $\text{critical-struts}(G; u, v) = \emptyset$ .
- S7) For  $(u, v) \notin G$ ,  $\text{critical-struts}(G; u, v) = \{(u, v)\}$  if and only if  $G \cup (u, v)$  is planar.
- S8) If  $G \cup (u, v)$  is nonplanar, and  $v = a_0, B_1, a_1, \dots, B_k, a_k = v$  are the endpoints, biconnected components/bridges, and articulation points on  $u \cdots v$  in  $G$ , then

- (a) For each  $B_i$  such that  $B_i \cup (a_{i-1}, a_i)$  is nonplanar,  $\text{critical-struts}(G; u, v)$  contains a set  $S_i$  of struts with both endpoints in  $B_i$  such that  $a_{i-1}$  and  $a_i$  are triconnected in  $B_i \cup S_i$  and  $B_i \cup S_i$  is planar.
- (b) For each maximal subsequence  $a_{\ell-1}, B_\ell, a_\ell, \dots, B_h, a_h$  such that  $G \cup (a_{\ell-1}, a_h)$  is planar, and such that at least one  $B_i$  with  $\ell \leq i \leq h$  is not a bridge,  $\text{critical-struts}(G; u, v)$  contains a strut  $(a_{\ell-1}, a_h)$ .

Assuming our struts have these properties, we can now prove our Lemmas about the costs.

*Proof of Lemma 15.* The inequality  $\text{solid-cost}_\tau(G; u, v) \geq \text{critical-cost}(G; u, v) \geq 0$  follows from property S5 and the definition of  $\text{solid-cost}_\tau$  and  $\text{critical-cost}_\tau$ . The inequalities  $\text{solid-cost}_{\text{clean}} \geq \text{solid-cost}_{\text{sep}} \geq \text{solid-cost}_P$  and  $\text{critical-cost}_{\text{clean}} \geq \text{critical-cost}_{\text{sep}} \geq \text{critical-cost}_P$  also follow, because in general  $\text{dist}_{\text{clean}} \geq \text{dist}_{\text{sep}} \geq \text{dist}_P$ . Finally, if  $G \cup (u, v)$  is planar, then by property S7,  $\text{critical-struts}(G; u, v) = \{(u, v)\}$  so  $\text{critical-cost}_{\text{clean}}(H; u, v) = \text{dist}_{\text{clean}}(H; \text{Emb}(G; u, v))$ , which is 0 if and only if  $H \in \text{Emb}(G; u, v)$ .  $\square$

*Proof of Lemma 16.* Follows directly from properties S2 and S5, and the definition of critical flip.  $\square$

*Proof of Lemma 17.* From the definition of  $\text{critical-cost}_\tau$  and  $\text{solid-cost}_\tau$  as a sum over  $\text{dist}_\tau$ , it is clear that if the cost is nonzero there exists a flip of type  $\tau$  that decreases at least one of the terms. But by property S2, this is then the only term that changes so this flip also decreases the sum.  $\square$

*Proof of Lemma 21.* By definition of  $H \in \text{Emb}^*(G)$ , there exists vertices  $u_{\min}, v_{\min}$  such that  $\text{solid-cost}(H; u_{\min}, v_{\min}) = 0$ . By definition of  $\text{solid-cost}_{\text{clean}}$  that means  $H$  admits  $\text{solid-struts}_{\text{clean}}(G; u_{\min}, v_{\min})$ . Then by Property S3 there exists  $H' \in \text{Emb}(G)$  that admits  $\text{solid-struts}(G; u, v)$  and has  $\text{dist}_{\text{clean}}(H, H') \in \mathcal{O}(\log n)$ . Since  $H'$  admits  $\text{solid-struts}(G; u, v)$ ,  $H' \in \text{Emb}^*(G; u, v)$ , and thus  $\text{dist}_{\text{clean}}(H, \text{Emb}^*(G; u, v)) \leq \text{dist}_{\text{clean}}(H, H') \in \mathcal{O}(\log n)$ .  $\square$

*Proof of Lemma 23.* By Property S4, the only difference between  $\text{solid-struts}(G; u, v)$  and  $\text{solid-struts}(G \cup (u, v); u, v)$  is that the first includes the strut  $(u, v)$ . Since  $H \in \text{Emb}(G; u, v)$ ,  $\text{dist}_{\text{clean}}(H, \text{Emb}(G; u, v)) = 0$  so removing this term does not change the sum. By Property S2, the possible flips for every other strut  $(u', v')$  is unaffected, meaning that  $\text{dist}(H, \text{Emb}(G; u', v')) = \text{dist}(H \cup (u, v), \text{Emb}(G \cup (u, v); u', v'))$ . In other words,  $\text{solid-cost}(H; u, v) = \text{solid-cost}(H \cup (u, v); u, v)$ .  $\square$

*Proof of Lemma 26.* Follows directly from the definition of  $\text{critical-cost}_\tau$  and  $\text{solid-cost}_\tau$  as a sum  $\sum_{(x,y)} \text{dist}_\tau(H; x, y)$ , and the definition of  $\text{dist}_\tau$ . By definition an SR flip can not change any  $\text{dist}_P$ , and an articulation flip can not change any  $\text{dist}_{\text{sep}}$ .  $\square$

## 6.1 Biconnected planar graphs

Let  $\text{SPQR}(B; u, v)$  denote the solid paths in the pre-split SPQR tree for the biconnected component  $B$  with critical vertices  $u, v$ .

Let  $\beta$  be a solid path in  $\text{SPQR}(B; u, v)$ . The *relevant part* of  $\beta$  is the maximal subpath that does not end in a P node.

**Single solid SPQR path, simple case** If  $\beta$  consists only of a P node, or the relevant part of  $\beta$  is only a single node, define the struts relevant for  $\beta$  as:

$$\text{struts}(\beta) = \begin{cases} \{(u, v)\} & \text{if } \beta \text{ is the critical path, } (u, v) \notin B, \text{ and } G \cup (u, v) \text{ is planar} \\ \emptyset & \text{otherwise} \end{cases}$$

**Single solid SPQR path, general case** Otherwise let  $X_1, \dots, X_d$  be the relevant part of  $\beta$ . For  $1 \leq j < d$  let  $\{s_j, t_j\} = X_j \cap X_{j+1}$  be the separation pair that separates  $X_j$  from  $X_{j+1}$ . For  $1 < j < d$  we call the node  $X_j$  *cross* if  $X_j$  is an R node, and the virtual edges  $(s_{j-1}, t_{j-1})$  and  $(s_j, t_j)$  do not share a face in  $\Gamma(X_j)$ . If  $\beta$  is the critical path, we can assume without loss of generality that  $u \in X_1$  and  $v \in X_d$ , and we say that  $X_1$  (resp.  $X_d$ ) is *cross* if it is an R node and  $u$  (resp.  $v$ ) does not share a face with  $(s_1, t_1)$  (resp.  $(s_{d-1}, t_{d-1})$ ).

Let  $\gamma = X_\ell, \dots, X_h$  be a maximal subpath of  $X_1, \dots, X_d$  such that  $X_j$  is not a cross node for  $\ell < j < h$ . Let  $u_\gamma$  be the smallest-labelled vertex in  $\Gamma(X_\ell) - \{s_\ell, t_\ell\}$  that shares a face with  $(s_\ell, t_\ell)$  (counting  $u$  as having label  $-\infty$ ). Similarly let  $v_\gamma$  be the smallest-labelled vertex in  $\Gamma(X_h) - \{s_h, t_h\}$  that shares a face with  $(s_h, t_h)$  (counting  $v$  as having label  $-\infty$ ).

We can now define the struts relevant for  $\beta$  as

$$\text{struts}(\beta) = \{(u_\gamma, v_\gamma) \mid \gamma \text{ is such a maximal subpath}\}$$

**Combining the struts for a SPQR tree**

$$\begin{aligned} \text{critical-struts}(B; u, v) &= \bigcup_{\substack{\beta \in \text{SPQR}(B; u, v) \\ \beta \text{ is critical}}} \text{struts}(\beta) \\ \text{off-critical-struts}(B; u, v) &= \bigcup_{\substack{\beta \in \text{SPQR}(B; u, v) \\ \beta \text{ is not critical}}} \text{struts}(\beta) \\ \text{solid-struts}(B; u, v) &= \text{critical-struts}(B; u, v) \cup \text{off-critical-struts}(B; u, v) \end{aligned}$$

## 6.2 General planar graphs

Let  $\text{BC}(G; u, v)$  denote the set of solid paths in the forest of pre-split BC trees for a planar graph  $G$  with critical vertices  $u, v$ .

Let  $\alpha$  be a solid path in  $\text{BC}(G; u, v)$ . The *relevant part* of  $\alpha$  is the maximal subpath that does not end in a C node.

**Single solid BC path, simple case** If  $\alpha$  consists only of a C node, define

$$\begin{aligned} \text{critical-struts}(\alpha) &= \emptyset \\ \text{off-critical-struts}(\alpha) &= \emptyset \\ \text{solid-struts}(\alpha) &= \emptyset \end{aligned}$$

**Single solid BC path, general case** In [13] we defined a set of struts for each such path and used it to choose a critical path in the SPQR tree for each biconnected component. Since those struts might make the graph non-planar, we need a new set; we want to substitute every non-planar strut with a family of “maximal” planar struts in the following sense. Let  $B_1, \dots, B_k$  be the B nodes on  $\alpha$ , for  $1 < i < k$  let  $a_i = B_i \cap B_{i+1}$ , and let  $(a_0, a_k)$  be the strut defined for  $\alpha$  in [13]. Note that

if  $\alpha$  is the critical path in  $\text{BC}(G; u, v)$  then we may assume without loss of generality that  $a_0 = u$  and  $a_k = v$ .

Now define

$$\begin{aligned} \text{critical-struts}(\alpha) &= \{ \text{critical-struts}(B_i; a_{i-1}, a_i) \mid G \cup (a_{i-1}, a_i) \text{ is nonplanar} \} \\ &\cup \left\{ (a_{\ell-1}, a_h) \mid \begin{array}{l} (a_{\ell-1}, a_h) \notin G \text{ and} \\ B_\ell, \dots, B_h \text{ is a maximal subpath of } \alpha \text{ such that} \\ G \cup (a_{\ell-1}, a_h) \text{ is planar} \end{array} \right\} \\ \text{off-critical-struts}(\alpha) &= \bigcup_{i=1}^k \text{off-critical-struts}(B_i; a_{i-1}, a_i) \\ \text{solid-struts}(\alpha) &= \text{critical-struts}(\alpha) \cup \text{off-critical-struts}(\alpha) \end{aligned}$$

**Combining the struts from a forest of BC trees** Now define:

$$\begin{aligned} \text{critical-struts}(G; u, v) &= \bigcup_{\substack{\alpha \in \text{BC}(G; u, v) \\ \alpha \text{ is critical}}} \text{critical-struts}(\alpha) \\ \text{off-critical-struts}(G; u, v) &= \left( \bigcup_{\substack{\alpha \in \text{BC}(G; u, v) \\ \alpha \text{ is critical}}} \text{off-critical-struts}(\alpha) \right) \cup \left( \bigcup_{\substack{\alpha \in \text{BC}(G; u, v) \\ \alpha \text{ is not critical}}} \text{solid-struts}(\alpha) \right) \\ \text{solid-struts}(G; u, v) &= \text{critical-struts}(G; u, v) \cup \text{off-critical-struts}(G; u, v) \end{aligned}$$

### 6.3 Proving the required properties

**Lemma 36.** *The definition of  $\text{critical-struts}(G; u, v)$  and  $\text{solid-struts}(G; u, v)$  in Section 6.1 and 6.2 have property S1–S8.*

*Proof.* Every clean separation flip in  $\text{Emb}(G)$  corresponds to an edge or a P node in a SPQR tree for a biconnected component of  $G$ . The way the struts are chosen for biconnected graphs, means that no two struts “cover” the same edge or P node. Similarly, each possible articulation flip in  $\text{Emb}(G)$  correspond to a C node, and no two struts cover the same C node. Thus any flip in  $H \in \text{Emb}(G)$  can affect  $\text{dist}_\tau(H, \text{Emb}(G; x, y))$  for at most 1 strut  $(x, y)$  proving Property S2.

Since each strut  $(x, y)$  is chosen so  $G \cup (x, y)$  is simple and planar, and inserting one strut can not prevent the insertion of another,  $G \cup \text{solid-struts}(G; u, v)$  is planar and Property S1 holds.

In [13], we showed that it takes only  $\mathcal{O}(\log n)$  simple operations (merging or splitting S, P and C nodes, and changing edges between solid and dashed) to get from the pre-split BC/SPQR trees for  $G$  with respect to  $u, v$  to the trees with respect to  $u', v'$ . Each of these operations affect only at most 2 solid paths, and by our definition, at most one strut on each of these paths. The total change in  $\text{solid-cost}_\tau$  for each of these  $\mathcal{O}(\log n)$  operations is at most a constant, so  $|\text{solid-cost}_\tau(H; u, v) - \text{solid-cost}_\tau(H; u', v')| \in \mathcal{O}(\log n)$ . If  $H$  admits  $\text{solid-struts}(G; u, v)$  then  $\text{solid-cost}_{\text{clean}}(H; u, v) = 0$ , so  $\text{solid-cost}_{\text{clean}}(H; u', v') \in \mathcal{O}(\log n)$ . For each strut  $(x, y) \in \text{solid-struts}(G; u', v')$  with  $\text{dist}_{\text{clean}}(H, \text{Emb}(x, y)) > 0$  there exists some flip that will reduce this distance. After  $\mathcal{O}(\log n)$  such flips we arrive at a new embedding  $H' \in \text{Emb}(G)$  with  $\text{solid-cost}_{\text{clean}}(H'; u', v') = 0$ , which means  $H'$  admits  $\text{solid-struts}(G; u', v')$ . By construction  $\text{dist}_{\text{clean}}(H, H') \in \mathcal{O}(\log n)$ , so this proves Property S3.

Property S5 follows trivially from the definition of  $\text{solid-struts}(G; u, v)$  as the (disjoint) union of  $\text{critical-struts}(G; u, v)$  and  $\text{off-critical-struts}(G; u, v)$ .

Property S6 follows by noting that in the definition, every edge added as a strut is conditioned on the edge not being in the graph.

Property S7 can be seen by considering the definition of  $\text{critical-struts}(\alpha)$ . If  $(u, v) \notin G$  and  $G \cup (u, v)$  is planar, then for the critical path  $\alpha \in \text{BC}(G; u, v)$ , the maximal subpath found in the definition is exactly the one that starts in  $u$  and ends in  $v$ . So in this case,  $\text{critical-struts} = \{(u, v)\}$ . If  $G \cup (u, v)$  is not planar  $(u, v) \notin \text{solid-struts}(G; u, v)$  by Property S1, and hence  $(u, v) \notin \text{critical-struts}(G; u, v)$  by Property S5, and in particular  $\text{critical-struts}(G; u, v) \neq \{(u, v)\}$ .

If  $G \cup (u, v)$  is simple and planar, our definition guarantees that  $(u, v) \in \text{solid-struts}(G; u, v)$ . By definition of the pre-split BC/SPQR trees, the only change to the solid paths when inserting  $(u, v)$  is the contraction of the critical path in the BC tree, and in all the SPQR trees on the critical path. All other solid paths in the pre-split BC/SPQR tree remain unchanged. In particular  $\text{off-critical-struts}(G; u, v) = \text{off-critical-struts}(G \cup (u, v); u, v)$ , and together with Property S6 and S7 and the fact that  $\text{solid-struts}(G; u, v)$  is the disjoint union of  $\text{critical-struts}(G; u, v)$  and  $\text{off-critical-struts}(G; u, v)$  this proves Property S4.

Property S8 follows by simple inspection. Case S8a follows from using maximal subpaths in the definition in Section 6.1. Similarly, Case S8b follows from using maximal subpaths in the definition in Section 6.2.  $\square$

*Proof of Lemma 24.* If the clean separation flip at  $s, t$  changes  $\text{solid-cost}_\tau$  or  $\text{critical-cost}_\tau$ , it must be internal to a unique solid path  $\beta$  in some SPQR tree. Since it is internal, even if  $\beta$  is the critical path for some  $x, y$ , then  $\{x, y\} \cap \{s, t\} = \emptyset$ . Thus,  $s, t$  are not internal to any solid path in the BC tree, and do not have any contribution to  $\text{solid-cost}_\tau$  or  $\text{critical-cost}_\tau$  that can change.

If the clean separation flip does not change  $\text{solid-cost}_\tau$  or  $\text{critical-cost}_\tau$ , it may be incident to the end of a critical path  $m(x, y)$ . However, at most 2 of the at most 4 articulation flips contain neighboring blocks on the solid path in the BC tree. If 2 of them do, then the flip does not change whether or not they share a face, and so  $\text{solid-cost}_\tau$  and  $\text{critical-cost}_\tau$  are unchanged. Otherwise at most 1 of the at most 4 articulation flips change  $\text{solid-cost}_\tau$  or  $\text{critical-cost}_\tau$ , as desired.  $\square$

## 7 Conclusion

We have given an amortized  $\mathcal{O}(\log^3 n)$  time algorithm for updating whether a graph is still planar after the insertion or deletion of an edge. This is close but not equal to the theoretical lower bound of  $\Omega(\log n)$  [17]. An interesting open question is whether this time bound can be improved, or whether an algorithm with worst-case polylogarithmic update time exists.

**Acknowledgements.** The authors would like to thank Mikkel Thorup, Kristian de Lichtenberg, and Christian Wulff-Nilsen for their interest and encouragement.

## References

- [1] Amir Abboud and Søren Dahlgaard. Popular conjectures as a barrier for dynamic planar graph algorithms. In *IEEE 57th Annual Symposium on Foundations of Computer Science, FOCS 2016, 9-11 October 2016, Hyatt Regency, New Brunswick, New Jersey, USA*, pages 477–486, 2016. 1

- [2] Amir Abboud and Virginia Vassilevska Williams. Popular conjectures imply strong lower bounds for dynamic problems. In *55th IEEE Annual Symposium on Foundations of Computer Science, FOCS 2014, Philadelphia, PA, USA, October 18-21, 2014*, pages 434–443, 2014. 1
- [3] Samuel W. Bent, Daniel Dominic Sleator, and Robert Endre Tarjan. Biased search trees. *SIAM J. Comput.*, 14(3):545–568, 1985. 5
- [4] Gerth Stølting Brodal and Rolf Fagerberg. Dynamic representation of sparse graphs. In Frank K. H. A. Dehne, Arvind Gupta, Jörg-Rüdiger Sack, and Roberto Tamassia, editors, *Algorithms and Data Structures, 6th International Workshop, WADS '99, Vancouver, British Columbia, Canada, August 11-14, 1999, Proceedings*, volume 1663 of *Lecture Notes in Computer Science*, pages 342–351. Springer, 1999. 2
- [5] Giuseppe Di Battista and Roberto Tamassia. On-line maintenance of triconnected components with SPQR-trees. *Algorithmica*, 15(4):302–318, 1996. 1, 4
- [6] David Eppstein. Dynamic generators of topologically embedded graphs. In *Proceedings of the Fourteenth Annual ACM-SIAM Symposium on Discrete Algorithms, January 12-14, 2003, Baltimore, Maryland, USA.*, pages 599–608. ACM/SIAM, 2003. 1
- [7] David Eppstein, Zvi Galil, Giuseppe F. Italiano, and Thomas H. Spencer. Separator based sparsification: I. planarity testing and minimum spanning trees. *Journal of Computer and Systems Sciences*, 52(1):3–27, February 1996. 1, 3, 24
- [8] Zvi Galil, Giuseppe F. Italiano, and Neil Sarnak. Fully dynamic planarity testing with applications. *J. ACM*, 46(1):28–91, 1999. 1
- [9] Frank Harary. *Graph Theory*. Addison-Wesley Series in Mathematics. Addison Wesley, 1969. 3
- [10] Jacob Holm, Giuseppe F. Italiano, Adam Karczmarz, Jakub Lacki, and Eva Rotenberg. Decremental spqr-trees for planar graphs. In Yossi Azar, Hannah Bast, and Grzegorz Herman, editors, *26th Annual European Symposium on Algorithms, ESA 2018, August 20-22, 2018, Helsinki, Finland*, volume 112 of *LIPIcs*, pages 46:1–46:16. Schloss Dagstuhl - Leibniz-Zentrum fuer Informatik, 2018. 4
- [11] Jacob Holm and Eva Rotenberg. Dynamic planar embeddings of dynamic graphs. *Theory Comput. Syst.*, 61(4):1054–1083, 2017. 1, 2, 5, 10, 12, 17, 23, 24
- [12] Jacob Holm and Eva Rotenberg. Worst-case polylog incremental spqr-trees: Embeddings, planarity, and triconnectivity, 2019. [arXiv.org/1910.09005](https://arxiv.org/abs/1910.09005). 1, 4
- [13] Jacob Holm and Eva Rotenberg. Worst-case polylog incremental spqr-trees: Embeddings, planarity, and triconnectivity, 2019. [arXiv.org/1910.09005](https://arxiv.org/abs/1910.09005). 2, 4, 5, 7, 27, 28
- [14] John E. Hopcroft and Robert Endre Tarjan. Dividing a graph into triconnected components. *SIAM J. Comput.*, 2(3):135–158, 1973. 4
- [15] John E. Hopcroft and Robert Endre Tarjan. Efficient planarity testing. *J. ACM*, 21(4):549–568, 1974. 1

- [16] Giuseppe F. Italiano, Johannes A. La Poutré, and Monika Rauch. Fully dynamic planarity testing in planar embedded graphs (extended abstract). In Thomas Lengauer, editor, *Algorithms - ESA '93, First Annual European Symposium, Bad Honnef, Germany, September 30 - October 2, 1993, Proceedings*, volume 726 of *Lecture Notes in Computer Science*, pages 212–223. Springer, 1993. 1
- [17] Mihai Pătraşcu and Erik D. Demaine. Lower bounds for dynamic connectivity. In *Proc. 36th*, pages 546–553, 2004. 1, 29
- [18] Johannes A. La Poutré. Alpha-algorithms for incremental planarity testing (preliminary version). In Frank Thomson Leighton and Michael T. Goodrich, editors, *Proceedings of the Twenty-Sixth Annual ACM Symposium on Theory of Computing, 23-25 May 1994, Montréal, Québec, Canada*, pages 706–715. ACM, 1994. 1
- [19] Daniel Dominic Sleator and Robert Endre Tarjan. A data structure for dynamic trees. *J. Comput. Syst. Sci.*, 26(3):362–391, 1983. 4
- [20] Roberto Tamassia. On-line planar graph embedding. *J. Algorithms*, 21(2):201–239, 1996. 1
- [21] Jeffery Westbrook. Fast incremental planarity testing. In Werner Kuich, editor, *Automata, Languages and Programming, 19th International Colloquium, ICALP92, Vienna, Austria, July 13-17, 1992, Proceedings*, volume 623 of *Lecture Notes in Computer Science*, pages 342–353. Springer, 1992. 1
- [22] Hassler Whitney. 2-isomorphic graphs. *American Journal of Mathematics*, 1933. 2
- [23] Christian Wulff-Nilsen. Faster deterministic fully-dynamic graph connectivity. In *Encyclopedia of Algorithms*, pages 738–741. 2016. 24, 25