

Online Learning and Optimization Under a New Linear-Threshold Model with Negative Influence

Shuoguang Yang, Shatian Wang, Van-Anh Truong

Department of Industrial Engineering and Operations Research, Columbia University, New York, NY 10027,
 sy2614@columbia.edu, sw3219@columbia.edu, vt2196@columbia.edu

We propose a new class of Linear Threshold Model-based information-diffusion model that incorporates the formation and spread of negative attitude. We call such models *negativity-aware*. We show that in these models, the influence function is a monotone submodular function. Thus we can use the greedy algorithm to construct seed sets with constant approximation guarantees, when the objective is to select a seed set of fixed size K to maximize total influence. Our models are flexible enough to account for both the features of local users and the features of the information being propagated in the diffusion.

We analyze an *online-learning* setting for a multi-round influence-maximization problem, where an agent is actively learning the diffusion parameters over time while trying to maximize total cumulative influence. We assume that in each diffusion step, the agent can only observe whether a node becomes positively or negatively influenced, or remains inactive. In particular, he does not observe the particular edge that brought about the activation of a node, if any. This model of feedback is called *node-level feedback*, as opposed to the more common *edge-level feedback* model in which he is able to observe, for each node, the edge through which that node is influenced. Under mild assumptions, we develop online learning algorithms that achieve cumulative expected regrets of order $O(1/\sqrt{T})$, where T is the total number of rounds. These are the first regret guarantees for node-level feedback models of influence maximization *of any kind*. Furthermore, with mild assumptions, this result also improves the average regret of $O(\sqrt{\ln T/T})$ for the edge-level feedback model in Wen et al. (2017a), thus providing a new performance benchmark.

1. Introduction

As online social networks become increasingly integrated into our daily life, popular platforms such as Facebook, Twitter, and YouTube have turned into an important and effective media for advertising products and spreading ideas. Commercially, it has become routine for brands to use the word-of-the-mouth effect to promote products on social networks. In other spheres, politicians, activists, and even ordinary people can leverage these networks to instigate political and social changes. For example, since the 2008 presidential campaign between Obama and McCain, social networks have become a major source of campaign related news and a place where network users exchange their political attitudes Vergeer et al. (2013). As another example, during the Arab Spring

movement, social media served as the driving force for the spread of revolutionary thoughts across the Middle East (Allagui and Kuebler 2011, Huang 2011). As reported in Huang (2011), “nearly 9 in 10 Egyptians and Tunisians” surveyed in March, 2011 said they were using Facebook to organize protests or spread awareness about them.

Given the immense power of social networks in spreading information and ideas, it is not uncommon to see social network marketing campaigns backfire. For instance, in 2016, the global discount supermarket ALDI launched a Twitter marketing campaign, encouraging its users to fill in the blank in “I became an ALDI lover when I tasted ___ for the first time.” and share it on Twitter. Despite of ALDI’s intention to promote its brand awareness, the result of the poorly designed campaign was a surge of crude responses leading to an early termination of the campaign (Gorbach 2016). Even when a campaign is carefully designed, negative reactions might still arise due to the controversial nature of the information being propagated. For example, in a polarized political world, the same event or incident can often be interpreted to support or work against the policy proposal or election candidate under the campaign. Besides news articles from agencies leaning toward particular political stances, it is also the audience who eventually decide upon her interpretation and hence an attitude. Therefore, it is necessary to consider frameworks that allow formation and spread of negative attitude, whose likelihood depends on *heterogeneous* demographics.

Motivated by the potential emergence of negative attitudes in social networks, we consider a negativity-aware multi-round influence maximization problem. In our problem, an agent, hoping to promote certain information, conducts a marketing campaign over a time horizon, for example, three months. The time horizon is further divided into rounds, for example, weeks. At the beginning of each round, the agent selects a “seed set” of K users, called *influencers*, in the network. These users initiate a cascade of information spread through the network. The agent then closely monitors the subsequent influence diffusion process in the social network. The rounds are independent, and the round rewards are cumulative. The agent is aware of the potential emergence of negative reactions and possible negative influence during the diffusion process, but is initially unaware of the underlying parameters that govern the attitude diffusion. Her goal is to simultaneously learn the parameters via the feedback she gathers during monitoring, and to select the seed set in each round in order to maximize the total expected number of positively influenced users, minus the expected number of negatively influenced users over all rounds.

Our problem is closely related to the (Online) Influence Maximization literature (Kempe et al. 2003, Chen et al. 2011, Vaswani and Lakshmanan 2015, Wen et al. 2017a). However, most existing works model only positive influence. The works that do consider the spread of negative attitude are either not flexible enough to capture important real-world characteristics, or are intractable due to a lack of desirable mathematical properties (Chen et al. 2011, Nazemian and Taghiyareh 2012,

Zhang et al. 2013, Stich et al. 2014, Galhotra et al. 2016). We discuss them in more details in §2.1. Also, to the best of our knowledge, there is no influence maximization framework that captures both online learning and the potential spread of negative attitude.

In this paper, we propose a novel class of Linear Threshold Model-based information-diffusion model that incorporates the formation and spread of negative attitude. We call such models *negativity-aware*. We show that in these models, the influence function is a monotone submodular function. Thus we can use the greedy algorithm to construct seed sets with constant approximation guarantees, when the objective is to select a seed set of fixed size K to maximize total influence. Our models are flexible enough to account for both the features of local users and the features of the information being propagated in the diffusion. Additionally, our models allow nodes to *self-activate*. This feature captures the case that a user independently develops an attitude towards the information being propagated, without being chosen as a seed set or being influenced by her neighbors.

Next, we analyze an *online-learning* setting for a multi-round influence-maximization problem, where an agent is actively learning the diffusion parameters over time while trying to maximize total cumulative influence. We assume that in each diffusion step, the agent can only observe whether a node becomes positively or negatively influenced, or remains inactive. In particular, he does not observe the particular edge that brought about the activation of a node, if any. This model of feedback is called *node-level feedback*, as opposed to the more common *edge-level feedback* model in which he is able to observe, for each node, the edge through which that node is influenced. Clearly, less information is available with the node-level feedback model. As pointed out by a few authors, for example Vaswani et al. (2015), the edge-level feedback assumption is usually too restrictive. In reality, what can usually be observed are just the network structure, namely, the existence and types of users' connections, and the activation time, for example, the time that a user re-tweets about a topic or purchases a marketed good or service.

To the best of our knowledge, we are the first to propose linear-threshold-model-based negativity-aware diffusion models for networks that have monotone submodular objectives. Currently, only independent-cascade-based negativity-aware models are known with these properties. We develop online learning and influence maximization algorithms for our models. Specifically, under mild assumptions, we develop online learning algorithms that achieve cumulative expected regrets of order $O(1/\sqrt{T})$, where T is the total number of *rounds*. These are the first regret guarantees for node-level feedback models of influence maximization of *any kind*. Furthermore, with mild assumptions, this result also improves the average regret of $\mathcal{O}(\sqrt{\ln T/T})$ for the edge-level feedback model in Wen et al. (2017a), thus providing a new performance benchmark.

The rest of the paper is organized as follows: in Section 2, we give a review of the classical information-diffusion models and the influence maximization problem in the online-learning setting. We also summarize existing works on negativity-aware variants of these models. In Section 3, we introduce our LT-based negativity-aware diffusion models. We prove monotonicity and submodularity properties for our models in Section 4. In Section 5, we introduce an online-learning version of our problem. We propose an online-learning algorithm and benchmark its performance against an algorithm that has access to the exact diffusion parameters.

2. Literature Review

Researchers have proposed various diffusion models for information spread and have extensively explored ways to maximize the spread of influence in these models. In their seminal work, Kempe et al. (2003) proposes the so-called *Influence Maximization (IM)* problem. In IM, a social network is modeled as a directed graph $\mathcal{G} = (\mathcal{V}, \mathcal{E})$ where each node v in the node set \mathcal{V} represents a user and a directed edges $e = (u, v)$ in the edge set \mathcal{E} indicates that information can spread from user u to v . They consider a viral marketing problem on the graph \mathcal{G} , where a decision maker seeks to identify an optimal set of K seed users to initiate influence, so that the expected number of people eventually influenced by information diffusion is maximized. They put forward two diffusion models, the *Independent Cascade Model (IC)* and the *Linear Threshold Model (LT)*. We will describe these models briefly.

In the IC model, each edge $e = (u, v)$ has an associated *weight*, which is denoted as $w(e)$. This weight denotes the likelihood with which user u successfully influences user v . We use w to denote a function from \mathcal{E} to $[0, 1]$ that maps each edge to its corresponding weight. We refer to the function w as *weights*. IC specifies an influence diffusion process in discrete time steps. Initially, all nodes are *inactive*. In step 0, a seed set S of users is selected and *activated*. In each subsequent step s , each user activated in step $s - 1$ has a single chance to activate her inactive *downstream neighbors*, independently with success probabilities equal to the corresponding edge weights. This process terminates when no more users can be activated. The set of users activated during the IC process is precisely the set of users who have been influenced by the information.

The LT model, on the other hand, focuses more on describing the *combined* effect of neighbours in influencing a node. In this model, each edge e is still associated with a weight $w(e) \in [0, 1]$. Again we use w to denote a function from \mathcal{E} to $[0, 1]$ that maps each edge to its corresponding weight and refer to the function w as *weights*. It is also assumed that the sum of the incoming edge weights for each node is at most one. That is, $\sum_{(u,v) \in \mathcal{E}} w(u, v) \leq 1 \forall v \in \mathcal{V}$. The LT diffusion process also unfolds in discrete time steps. In step 0, all nodes in the seed set S becomes activated, and each

non-seed node $v \in \mathcal{V} \setminus S$ independently samples a threshold $b_v \sim \mathcal{U}[0, 1]$, i.e., uniformly from $[0, 1]$. In each subsequent step s , for each inactive node v , if

$$\sum_{(u,v) \in \mathcal{E}, u \text{ activated}} w(u, v) \geq b_v,$$

then v becomes activated. This process terminates after step s if no nodes change their activation status in this step.

Given a diffusion model, let $f_w(S)$ denote the expected number of nodes activated during the diffusion process given the seed set S and diffusion parameters w . We say that $f_w(\cdot)$ is *monotone* if for any $S \subset T \subset \mathcal{V}$, $f_w(S) \leq f_w(T)$. If for any $S \subset T \subset \mathcal{V}$ and $v \in \mathcal{V} \setminus T$, $f_w(S \cup \{v\}) - f_w(S) \geq f_w(T \cup \{v\}) - f_w(T)$, then we say that $f_w(\cdot)$ is *submodular*. Kempe et al. (2003) has shown that it is NP-hard to find $S \in \arg \max_{S \subset \mathcal{V}} f_w(S)$ with respect to either the IC or LT model. However, $f_w(\cdot)$ has been proved to be both monotone and submodular with respect to the two diffusion models. As a result, a greedy-based algorithm can find a seed set $S^g \subset \mathcal{V}, |S^g| \leq K$ such that $f_w(S^g) \geq (1 - 1/e - \epsilon) \cdot \max_{|S| \leq K} f_w(S)$ (Nemhauser et al. 1978). Due to the nice properties of monotonicity and submodularity, IC and LT have become the bases for many more complex diffusion models that were later developed.

2.1. Negativity-aware diffusion models

The existing models for influence diffusion primarily focus on the spread of one attitude of influence, which we can consider as positive influence for simplicity. More precisely, whenever a user is influenced during the information diffusion process, she adopts a positive attitude towards the information being spread. However, in practice, we cannot guarantee such a uniformity in attitude, especially when the message being promoted is controversial in nature.

A few authors were motivated to consider potential negative reactions and the spread of negative attitudes (Chen et al. 2011, Nazemian and Taghiyareh 2012, Zhang et al. 2013, Stich et al. 2014, Galhotra et al. 2016). They propose new negativity-aware models that allow a node to become either positively or negatively influenced. In these models, the basic influence maximization problem is to identify a seed set of size K that maximizes the number of *positively* influenced nodes.

Some of these negativity-aware models are tractable (Chen et al. 2011, Nazemian and Taghiyareh 2012) because the expected positive influence spread is a monotone and submodular function of the seed set. These tractable models, however, are not very flexible in modeling user behavior that changes with user characteristics, as we will detail in the rest of the section. Other works are more flexible in modeling various behaviors of different users (Zhang et al. 2013, Stich et al. 2014, Galhotra et al. 2016). However, the positive influence spread function fails to be monotone and

submodular in their case. Subsequently, the influence maximization problem becomes NP-hard to approximate.

Chen et al. (2011) propose the first negativity-aware model. In addition to the influence probabilities w , they assume that there is a *quality factor* $q \in [0, 1]$ representing the quality of the product being promoted. While the activation process follows that of IC, once a node is chosen as a seed node or is activated by a positive upstream neighbor, it becomes positive with probability q and negative with probability $(1 - q)$, independently of everything else. Meanwhile, if the node is influenced by a negative upstream neighbor, it becomes negative with certainty. Let us denote the expected final number of positively influenced nodes as $f_w^+(S, q)$. For a fixed $q \in [0, 1]$, it is shown by Chen et al. (2011) that $f_w^+(\cdot, q)$ is monotone and submodular. In addition, they show that if $w(e) = 1$ for all $e \in \mathcal{E}$, then given a seed set S , the probability that a node v turns positive is $p(S, v) = q^{d(S, v)}$, where $d(S, v)$ is the length of a directed shortest-path from S to v in \mathcal{G} . Their model has a strong negativity bias. Any node activated by a negative upstream neighbor can only turn negative. In reality however, when the information being propagated is controversial, a person might be influenced by her friends' strong attitudes to look into the issue, but can develop a different attitude towards it. Another limitation of this model is that q cannot be a function of individual nodes, reflecting users' individual attitudes. It must be a uniform constant. Otherwise, the influence function turns out to be no longer monotone or submodular.

In the example in Figure 1, we show that the greedy algorithm can have an arbitrarily bad approximation ratio relative to the optimal algorithm when the quality factors are heterogeneous. In this instance, $w(e) = 1$ for all $e \in \mathcal{E}$. Node X has quality factor $q(X) = 0$ while all other nodes v have $q(v) = 1$. Fix a positive integer m . Let $K = m + 1$. Consider $S = \{B_{1,1}, \dots, B_{m+1,1}\}$, whose expected influence is $f_w^+(S, q) = (m + 1) \cdot m$. However, the greedy algorithm would first choose A since $f_w^+(\{A\}, q) = m + 1 > m = f_w^+(\{B_{i,1}\}, q)$ for any $i = 1, \dots, m + 1$. For any S containing A , $S \leq m + 1$, we have $f_w^+(S, q) \leq f_w^+(\{A, B_{1,1}, \dots, B_{m,1}\}, q) = (m + 1) + m + m + \frac{1}{2}m = \frac{7}{2}m + 1$. Let S' ($|S'| \leq k$) be the seed set selected by the greedy algorithm, we have that when m is sufficiently large,

$$\frac{f_w^+(S', q)}{\max_{S \subseteq V: |S| \leq k} f_w^+(S, q)} \leq \frac{\frac{7}{2}m + 1}{(m + 1)m} < \epsilon.$$

Nazemian and Taghiyareh (2012) build upon the work of Chen et al. (2011) by grouping users into four categories: a user is characterized by two qualifiers - (non)complainer and (dis)satisfied. The behavior of each group of users is different. Although more elaborate than the IC-N model, the four groups are still too limited to model the myriad of individual characteristics and behaviors in practice.

To the best of our knowledge, we are the first to propose negativity-aware diffusion models that are not only tractable but also flexible enough to incorporate a variety of individual user

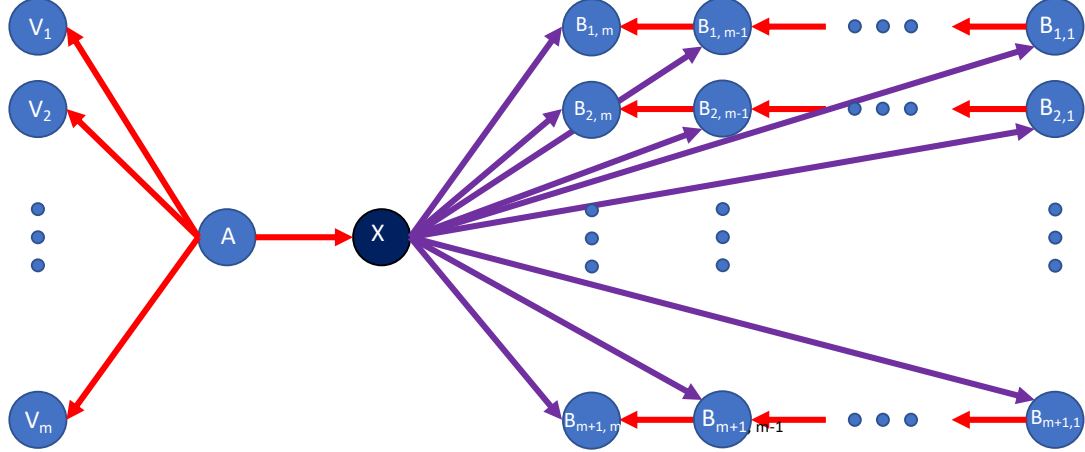


Figure 1 The greedy algorithm can have arbitrarily poor performance relative to the optimal algorithm when the quality factors are heterogeneous.

characteristics. We allow users with different characteristics to have different information-sharing behaviors and attitude formation patterns. Interestingly, the expected positive influence spread minus the expected negative influence spread is also monotone submodular with respect to our model. Consequently, we are also able to solve the problem of maximizing net influence spread.

2.2. Online learning for influence maximization

There is another line of work that focuses on the online-learning setting for influence maximization under the IC model (Lei et al. 2015, Vaswani and Lakshmanan 2015, Chen et al. 2014, Saritac et al. 2016, Vaswani et al. 2017, Wen et al. 2017b). In this setting, an agent starts with zero knowledge of the influence probabilities, and has T rounds to advertise a product. In each round, it can select a seed set of up to K nodes based on information observed in previous rounds, called *feedback*. The goal is to maximize the total expected influence spread over all rounds.

Two feedback mechanisms have been proposed. Under the *edge-semi-bandit feedback*, it can be observed for each *activated* node whether its attempts to activate its downstream neighbors succeeded or not. On the other hand, under the *node-level feedback*, only the identity of the newly activated nodes in each diffusion step can be observed. More precisely, when a node v is activated

in step s and more than one of its upstream neighbors were activated in step $s - 1$, it is not possible to discern which of these upstream neighbors activated v .

We are the first to provide an explicit regret guarantee for online learning under node-level feedback for an influence maximization problem of any kind. To date, the edge-semi bandit feedback setting has been well-characterized by various authors (Chen et al. 2014, Wen et al. 2017b), but not the node-level feedback setting. Vaswani and Lakshmanan (2015) uses Maximum Likelihood Estimation-based techniques to learn from node-level feedback, but do not provide regret guarantees for their MLE-based learning algorithm.

3. Negativity-aware diffusion model

In this section, we introduce a new negativity-aware diffusion model based on the Linear Threshold model, which we refer to as the Negativity-Aware Linear Threshold (LT-N) model.

In LT-N, each node can be in one of the three possible states at any time: *positive*, *negative*, and *inactive*. Positive (resp. negative) means that the node holds a positive (resp. negative) attitudes towards the information being propagated. Meanwhile, inactivate means the node has not yet developed any attitude towards the information, due to, for example, lack of awareness. Let $\text{sgn}(v) = +1, -1, 0$ denote v being positive, negative or inactive, respectively. We assume that, initially, all nodes are in the inactive state. In other words, $\text{sgn}(v) = 0$ for all v .

A person’s attitude is not only determined by her friends’ but also by her own experience and value judgment. To incorporate such personal bias, we introduce two *autonomy factors* $q^+(v), q^-(v) \geq 0$ associated with each node. The autonomy factors for each node depend on the information being promoted, as well as on the node’s unique characteristics. In other words, $q^+(v)$ (resp. $q^-(v)$) is the weight that v places on her own attitudes in responding to the information. The *belief score*

$$r(v) = q^+(v) + q^-(v)$$

measures the amount of trust that the node places on her own judgment. Intuitively, the smaller $r(v)$ is, the more susceptible v is to others’ attitudes. For now, we assume that q^+ and q^- are both known.

A person also tends to place different weights on different friends’ influences. We model this by having a weight $w(e) \geq 0$ associated with each edge $e = (u, v) \in \mathcal{E}$. The larger $w(e)$ is, the more influential u ’s attitudes is on v . We assume that for each node $v \in \mathcal{V}$, the sum of weights of its incoming edges plus its own belief score $r(v)$, lies between 0 and 1. More precisely, let $\mathcal{N}^{in}(v) = \{u : (u, v) \in \mathcal{E}\}$, we assume that

$$r(v) + \sum_{u \in \mathcal{N}^{in}(v)} w(u, v) \in [0, 1], \quad \forall v \in \mathcal{V}.$$

During the LT-N diffusion process, we assume that positive and negative influences from friends, rather than cancelling each other out, *jointly* prompt each person to take note of the information being diffused. Intuitively, the fact that a piece of information triggers different reactions by people around us should further pique our interests to learn about it, and eventually to develop our own attitude toward it. Subsequently, in our model, a node is *activated* the first time the sum of weights from its active friends plus its own belief score exceeds a threshold. After being activated, the node decides on its attitude (positive or negative) based on the ratio between the positive influence (sum of weights from positively activated friends) and negative influence (sum of weights from negatively activated friends) that are exerted on the node most recently.

Mathematically, the LT-N diffusion process unfolds in discrete time steps as follows. (We reserve “round” for online learning).

- Each node $v \in \mathcal{V} \setminus S$ independently samples a threshold $b_v \sim \mathcal{U}[0, 1]$.
- In step 0, all seed nodes become positive (use S to denote the set of seed nodes), and all non-seed nodes $u \in \mathcal{V} \setminus S$ are inactive. Set $A_0 = A_0^+ = S$ and $A_0^- = \emptyset$.
- In step 1, for each $v \in \mathcal{V} \setminus S$, if

$$r(v) + \sum_{u \in \mathcal{N}^{in}(v) \cap S} w(u, v) \geq b_v,$$

then v becomes active, and turns positive with probability

$$\frac{q^+(v) + \sum_{u \in \mathcal{N}^{in}(v) \cap S} w(u, v)}{r(v) + \sum_{u \in \mathcal{N}^{in}(v) \cap S} w(u, v)}$$

and negative otherwise. Let A_1 (resp. A_1^+ , A_1^-) denote the set of active (resp. positive, negative) nodes at the end of step 1, respectively.

- In general, let A_τ (resp. A_τ^+ , A_τ^-) denote the set of nodes that are activated (resp. positive, negative) by the end of time step $\tau \geq 2$. In each subsequent time step $\tau = 1, 2, \dots$, for each inactive node $v \in \mathcal{V} \setminus A_{\tau-1}$, if

$$r(v) + \sum_{u \in \mathcal{N}^{in}(v) \cap A_{\tau-1}} w(u, v) \geq b_v,$$

then v becomes active. It turns positive with probability

$$\mathbb{P}[v \in A_\tau^+ | v \in A_\tau] = \frac{\sum_{u \in \mathcal{N}^{in}(v) \cap (A_{\tau-1}^+ \setminus A_{\tau-2})} w(u, v)}{\sum_{u \in \mathcal{N}^{in}(v) \cap (A_{\tau-1} \setminus A_{\tau-2})} w(u, v)} \quad (1)$$

and negative otherwise.

- The process terminates when no more inactive node can be activated. Let $A(S)$ (resp. $A^+(S)$, $A^-(S)$) denote the set of active (resp. positive, negative) nodes at the end of the process, which runs until (at most) $\tau = |\mathcal{V} \setminus S|$.

Note that a node must become either positive or negative once activated. Meanwhile, as in the original LT diffusion model, the nodes that are activated in the current time step τ does not affect other nodes in the same time step.

4. Monotonicity and Submodularity

Influence maximization under a vanilla LT model is known to be NP-hard (Kempe et al. 2003). The well-known result by Nemhauser et al. (1978) shows that a greedy algorithm is guaranteed to achieve at least $(1 - 1/e - \epsilon)$ that of the optimal reward when the objective function is monotone submodular. Given any seed set S , let $f^+(S)$ and $f^-(S)$ be the expected number of positive and negative nodes at the end of the diffusion process respectively. Our goal is to maximize the expected difference $f^+(S) - f^-(S)$ under LT-N.

In this section, we show that both $f^+(S)$ and $-f^-(S)$ are monotone submodular under LT-N. Consequently, the objective function is monotone submodular as well. It follows that greedy is a $(1 - 1/e - \epsilon)$ -approximation algorithm.

To do so, we first define another diffusion model, called the Negativity-aware Triggering Set model. We will show that the diffusion process in this model is "equal in distribution" to the LT-N process. The advantage of working with this intermediate model is that it has an easily proven submodular expected influence function.

Existing works in negative-aware diffusion models only show monotonicity and submodularity for very restricted diffusion processes (Chen et al. 2011, Nazemian and Taghiyareh 2012). In the negativity-aware model by Chen et al. (2011), there is a fixed *quality factor* q that depends on the product being promoted, and each node turns negative with probability $1 - q$ independently. With a single quality factor, the model does not take into account the individual characteristics in affecting users' attitudes. Nazemian and Taghiyareh (2012)'s model is richer as there are now four different types of users, i.e., (dis)satisfied and (non-)complainers. Each type has a different but fixed probability of participating in the negative word-of-mouth. However, the model is still not flexible enough to account for the richness of user characteristics. Other more refined models are generally intractable (Zhang et al. 2013, Galhotra et al. 2016, Stich et al. 2014). Zhang et al. (2013) introduces *opinion indicator* of each user that takes value from $[-1, 1]$. They propose a two-phase Linear Threshold-based model in which users' opinion indicators are updated according to the incoming influence from activated friends. Although it models nodes' attitudes using real numbers, the influence maximization problem with respect to the proposed model is NP-hard to approximate. Galhotra et al. (2016) further improve upon Zhang et al. (2013)'s model by including both opinion indicators and *interaction*, i.e., how information is perceived between two nodes. Their model is compatible with both LT and IC. However, the corresponding influence maximization problem is still NP-hard to approximate. Stich et al. (2014) proposes a continuous time diffusion model using Poisson process. Each node has its own attitude score that falls between 0 and 1. They also consider negative seed set as well as a counter-response positive seed set. However, the

model is too involved for theoretical analysis, and thus only empirical evaluations were conducted. To the best of our knowledge, we are the first to show monotonicity and submodularity for general enough negative-aware diffusion models.

4.1. Negativity-aware Triggering Set model (TS-N)

To better elucidate the properties of LT-N, we first describe a negativity-aware Triggering Set model, which, as we will later show, is distributional equivalent to LT-N. We first define the source of randomness of the Triggering Set diffusion model on a *general* directed graph.

DEFINITION 1 (MULTINOMIAL IN-NEIGHBOR SAMPLING). Consider a directed graph $G(V, E)$ with edge weights $w : E \mapsto [0, 1]$ satisfying $\sum_{u \in \mathcal{N}_G^{in}(v)} w(u, v) \leq 1$. Suppose $\mathcal{N}_G^{in}(v) \neq \emptyset$ for all v . A *multinomial in-neighbor sampling* $X : E \mapsto \{0, 1\}$ is defined as follows.

- Each $v \in V$ independently chooses *at most* one in-neighbor from $\mathcal{N}_G^{in}(v)$ according to a multinomial distribution with probability $w(u, v)$ for each u and $1 - \sum_{u \in \mathcal{N}_G^{in}(v)} w(u, v)$ for choosing nothing.
- For each v that chooses an in-neighbor u , set $X(u, v) = 1$. Set all other $X(e) = 0$.

Let E_X denote the set of edges chosen (called *live edges*). Define the live-edge graph $G_X = (V, E_X)$.

Note that each connected component of G_X in Definition 1 is either a tree or a cycle because the degree of each node is at most 2.

Given a seed set S , the Negativity-aware Triggering Set diffusion process is defined as follows.

1. Given a seed set S , augment the original graph as follows.
 - For any $v \in \mathcal{V}$, create two separate copies v^+, v^- . Let $\mathcal{V}^+ = \{v^+ : v \in \mathcal{V}\}$ and $\mathcal{V}^- = \{v^- : v \in \mathcal{V}\}$, $\mathcal{E}^+ = \{(v^+, v) : v \in \mathcal{V}\}$, $\mathcal{E}^- = \{(v^-, v) : v \in \mathcal{V}\}$.
 - Let $\tilde{\mathcal{G}} = (\tilde{\mathcal{V}}, \tilde{\mathcal{E}})$ be the augmented (weighted) graph with nodes $\tilde{\mathcal{V}} = \mathcal{V} \cup \mathcal{V}^+ \cup \mathcal{V}^-$ and edges $\tilde{\mathcal{E}} = \mathcal{E} \cup \mathcal{E}^+ \cup \mathcal{E}^-$.
 - For each $v \in \mathcal{V}$, set the edge weights $w(v^+, v) = q^+(v)$ and $w(v^-, v) = q^-(v)$. The weights of the edges in \mathcal{E} remain unchanged.
2. Obtain a multinomial in-neighbor sampling $X : \tilde{\mathcal{E}} \mapsto \{0, 1\}$ of $\tilde{\mathcal{G}}$ and the corresponding live-edge graph $\tilde{\mathcal{G}}_X = (\mathcal{V}, \tilde{\mathcal{E}}_X)$ as in Definition 1.
3. Mark all nodes in S as positive.
4. The set of positive nodes $B^+(S)$ is the set of nodes in \mathcal{V} reachable with respect to the sampled graph $\tilde{\mathcal{G}}_X$ from $S \cup \mathcal{V}^+$. In other words, all seed nodes turn positive by default, regardless of their multinomial in-neighbor sampling. Meanwhile, a non-seed node $v \in \mathcal{V} \setminus S$ turns positive if and only if there is a directed path consisting of edges in $\tilde{\mathcal{E}}_X$ from $S \cup \mathcal{V}^+$ to v .
5. The set of negative nodes $B^-(S)$ is the set of nodes in $\mathcal{V} \setminus S$ reachable with respect to the sampled graph $\tilde{\mathcal{G}}_X$ from \mathcal{V}^- not through $S \cup \mathcal{V}^+$.

6. Let $B(S) = B^+(S) \cup B^-(S)$ be the set of all active (positive and negative) nodes.

Note that only nodes in \mathcal{V} can be counted as active nodes.

4.2. Monotonicity and submodularity of TS-N

For any fixed multinomial edge sampling realization X , we use $f_X^+(S) = |B^+(S)|$ and $f_X^-(S) = |B^-(S)|$ to denote the number of positively and negatively influenced nodes, respectively. Borrowing the idea of Lemma 4.4 in Kempe et al. (2003), we show that both $f_X^+(S)$ and $-f_X^-(S)$ are monotone submodular. This result implies the monotonicity and submodularity of the expected influence functions $f^+(S)$ and $-f^-(S)$.

PROPOSITION 1. *Consider a seed set S and a fixed multinomial edge sampling realization X as in Definition 1. Under the TS-N model, the number $f_X^+(S) := |B^+(S)|$ of positive nodes given S under X is a monotone submodular. On the other hand, the number $f_X^-(S) := |B^-(S)|$ of negative nodes given S under X , satisfies $-f_X^-(S)$ is monotone submodular.*

Proof. Throughout the proof, all reachability is with respect to the sampled graph $\tilde{\mathcal{G}}_X = (\tilde{\mathcal{V}}, \tilde{\mathcal{E}}_X)$. Note that $B^+(S)$ is the number of nodes in \mathcal{V} reachable from $S \cup \mathcal{V}^+$, including all seed nodes. We write $B_X^{(\pm)}(\cdot)$ to emphasize the dependence of the sets on X . Consider arbitrary sets S and T , $S \subset T \subset \mathcal{V}$, and a node $v \in \mathcal{V} \setminus T$. Since every node (in \mathcal{V}) reachable from $S \cup \mathcal{V}^+$ is also reachable from $S \cup \{v\} \cup \mathcal{V}^+$, we have $B_X^+(S) \subseteq B_X^+(S \cup \{v\})$. Therefore, $f_X^+(S) \leq f_X^+(S \cup \{v\})$. Therefore, monotonicity holds.

Meanwhile, we have $f_X^+(S \cup \{v\}) - f_X^+(S) = |B_X^+(S \cup \{v\}) \setminus B_X^+(S)|$. Since $S \subseteq T$, any node reachable from $S \cup \mathcal{V}^+$ is also reachable from $T \cup \mathcal{V}^+$. Therefore, any node (reachable from v but) *not* reachable from $T \cup \mathcal{V}^+$ is (reachable from v but) not reachable from $S \cup \mathcal{V}^+$ either. In other words,

$$B_X^+(T \cup \{v\}) \setminus B_X^+(T) \subseteq B_X^+(S \cup \{v\}) \setminus B_X^+(S).$$

Therefore, $f_X^+(S \cup \{v\}) - f_X^+(S) \geq f_X^+(T \cup \{v\}) - f_X^+(T)$. Therefore, submodularity follows.

For the second part, suppose $u \in B_X^-(S \cup \{v\})$. Then, $u \in \mathcal{V} \setminus (S \cup \{v\})$ and it is not reachable from $S \cup \{v\} \cup \mathcal{V}^+$. This means it is not reachable from the smaller set $S \cup \mathcal{V}^+$ either. Meanwhile, it is reachable from \mathcal{V}^- , or more precisely, from $\{s^- : s \in \mathcal{V} \setminus (S \cup \{v\})\}$. Therefore, $u \in B_X^-(S)$. This implies $B_X^-(S \cup \{v\}) \subseteq B_X^-(S)$. In other words, $f_X^-(S) \geq f_X^-(S \cup \{v\})$. This argument establishes monotonicity.

Next, we show $B_X^-(T) \setminus B_X^-(T \cup \{v\}) \subseteq B_X^-(S) \setminus B_X^-(S \cup \{v\})$ to establish submodularity.

- If $v \notin B_X^-(T)$, then nodes in $B_X^-(T)$ do not “trace back” to v (otherwise $v \in B_X^-(T)$). Therefore, they trace back to negative copies of nodes in $\mathcal{V} \setminus (T \cup \{v\})$. This means $B_X^-(T) = B_X^-(T \cup \{v\})$ and the above claim holds.

• If $v \in B_X^-(T)$, $B_X^-(T) \setminus B_X^-(T \cup \{v\})$ is the set of nodes in $\mathcal{V} \setminus T$ that are reachable from v , including v itself. Since $B_X^-(T) \subseteq B_X^-(S)$, v is still negative when the seed set is S . Since $\mathcal{V} \setminus T \subseteq \mathcal{V} \setminus S$, nodes in $B_X^-(T) \setminus B_X^-(T \cup \{v\})$ are also in $\mathcal{V} \setminus T$ and are also reachable from v . Therefore, $B_X^-(T) \setminus B_X^-(T \cup \{v\}) \subseteq B_X^-(S) \setminus B_X^-(S \cup \{v\})$.

Since $S \subseteq T$, any node (reachable from \mathcal{V}^- but) not reachable from $T \cup \mathcal{V}^+$ is also (reachable from \mathcal{V}^- but) not reachable from $S \cup \mathcal{V}^+$. Therefore, $B_X^-(T) \setminus B_X^-(T \cup \{v\}) \subseteq B_X^-(S) \setminus B_X^-(S \cup \{v\})$. This implies that $f_X^-(S) - f_X^-(S \cup \{v\}) \geq f_X^-(T) - f_X^-(T \cup \{v\})$. \blacksquare

COROLLARY 1. *Under the TS-N diffusion process, the expected influence function $f^+(S) := \mathbb{E}[|B^+(S)|]$, where the expectation is over the multinomial edge sampling X , is monotone submodular. Meanwhile, let $f^-(S) := \mathbb{E}[|B^-(S)|]$. Then $-f^-(\cdot)$ is monotone submodular. It follows that $g: S \mapsto f^+(S) - f^-(S)$ is monotone submodular.*

Proof. Since $f^+(S) = \sum_X \mathbb{P}[X] f_X^+(S)$, where the sum is taken over all possible multinomial in-neighbor sampling realizations, the result follows. Monotone submodularity of $-f^-(\cdot)$ follows similarly and that of $g(\cdot)$ follows from the fact that sum of monotone submodular functions is also monotone submodular. \blacksquare

4.3. Monotonicity and submodularity of LT-N

In this section, we fix a seed set S throughout and omit the various node sets' dependence on S when there is no ambiguity. To show submodularity of the expected influence function under LT-N, we first establish the following distributional equivalence result. It is a generalization of the distributional equivalence between a vanilla LT model and a special type of triggering model (Theorem 4.6, Kempe et al. (2003)).

The randomness of A^+ and B^+ comes from the random thresholds $\{b_v : v \in \mathcal{V}\}$ and the multinomial in-neighbor sampling X , respectively. Recall that A_τ (resp. A_τ^+ , A_τ^-) denote the set of active (resp. positive, negative) nodes by the end of step τ in a realization of the LT-N process.

In LT-N, recall that nodes in S becomes active (in fact, positive) in step 0 with $A_0 = A_0^+ = S$ and $A_0^- = \emptyset$. Meanwhile, for $v \in \mathcal{V} \setminus S$ (i.e., $v \notin A_0$), we have

$$\mathbb{P}[v \in A_1] = r(v) + \sum_{u \in \mathcal{N}^{in}(v) \cap S} w(u, v); \quad (2)$$

$$\mathbb{P}[v \in A_1^+] = q^+(v) + \sum_{u \in \mathcal{N}^{in}(v) \cap S} w(u, v); \quad \text{and} \quad (3)$$

$$\mathbb{P}[v \in A_1^-] = q^-(v). \quad (4)$$

For $\tau \geq 2$, then, the conditional probabilities that a node $v \in \mathcal{V} \setminus A_{\tau-1}$ becomes active, positive, and negative in step τ , given the history $(A_\ell, A_\ell^+, A_\ell^-)_{\ell=0}^{\tau-1}$, can be computed as follows:

$$\mathbb{P}[v \in A_\tau | (A_\ell, A_\ell^+, A_\ell^-)_{\ell=0}^{\tau-1}] = \frac{\mathbb{P}[v \in A_\tau \setminus A_{\tau-1}]}{\mathbb{P}[v \notin A_{\tau-1}]} = \frac{\sum_{u \in \mathcal{N}^{in}(v) \cap (A_{\tau-1} \setminus A_{\tau-2})} w(u, v)}{1 - r(t) - \sum_{u \in \mathcal{N}^{in}(v) \cap A_{\tau-2}} w(u, v)}, \quad (5)$$

$$\mathbb{P}[v \in A_\tau^+ | (A_\ell, A_\ell^+, A_\ell^-)_{\ell=0}^{\tau-1}] = \frac{\mathbb{P}[v \in A_\tau^+ \setminus A_{\tau-1}^+]}{\mathbb{P}[v \notin A_{\tau-1}]} = \frac{\sum_{u \in \mathcal{N}^{in}(v) \cap (A_{\tau-1}^+ \setminus A_{\tau-2}^+)} w(u, v)}{1 - r(t) - \sum_{u \in \mathcal{N}^{in}(v) \cap A_{\tau-2}} w(u, v)}, \quad (6)$$

$$\mathbb{P}[v \in A_\tau^- | (A_\ell, A_\ell^+, A_\ell^-)_{\ell=0}^{\tau-1}] = \frac{\sum_{u \in \mathcal{N}^{in}(v) \cap (A_{\tau-1}^- \setminus A_{\tau-2}^-)} w(u, v)}{1 - r(t) - \sum_{u \in \mathcal{N}^{in}(v) \cap A_{\tau-2}} w(u, v)}. \quad (7)$$

For TS-N, consider revealing the multinomial in-neighbor sampling X step-wise.

- In step 0, nodes in S become positive. Let $B_0 = B_0^+ = S$, $B_0^- = \emptyset$.
- In step 1, first let $B_1^{(\pm)} = B_0^{(\pm)}$ (three equalities). Then, each node $v \in \mathcal{V} \setminus S$ with at least one in-neighbor in S samples its in-neighbor according to the multinomial distribution. If an in-neighbor $u \in S \cup \{v^+, v^-\}$ is sampled, add u to B_1 ; add u to B_1^+ if $u \in S \cup \{v^+\}$ or to B_1^- if $u = v^-$. If no in-neighbor is sampled, keep its sampled in-neighbor unknown subject to it being outside the current active set $S \cup \{v^+, v^-\}$.

- For $\tau \geq 2$, construct B_τ , B_τ^+ , B_τ^- similarly. First let $B_\tau^{(\pm)} = B_{\tau-1}^{(\pm)}$. Then, each node $v \in \mathcal{V} \setminus B_{\tau-1}$ with at least one in-neighbor in $B_{\tau-1}$ samples its in-neighbor according to the multinomial distribution *conditioned* on it being outside $B_{\tau-2} \cup \{v^+, v^-\}$. If an in-neighbor $u \in B_{\tau-1} \setminus (B_{\tau-2} \cup \{v^+, v^-\})$ is sampled, add u to B_τ ; add u to B_τ^+ if $u \in B_{\tau-1}^+$ or to B_τ^- if $u \in B_{\tau-1}^-$.

- The process terminates at $\tau = |\mathcal{V} \setminus S|$, or when $B_\tau = B_{\tau-1}$, whichever is earlier.

By the construction of $B_\tau^{(\pm)}$, $\tau = 0, 1, \dots$, we have $B^{(\pm)} = B_{|\mathcal{V} \setminus S|}^{(\pm)}$.

For $\tau = 1$, $v \in \mathcal{V} \setminus S$, by the construction of the sets $B_1^{(\pm)}$, we have

$$\mathbb{P}[v \in B_1] = r(v) + \sum_{u \in \mathcal{N}^{in}(v) \cap S} w(u, v), \quad (8)$$

$$\mathbb{P}[v \in B_1^+] = q^+(v) + \sum_{u \in \mathcal{N}^{in}(v) \cap S} w(u, v), \quad (9)$$

$$\mathbb{P}[v \in B_1^-] = q^-(v). \quad (10)$$

Similar to (2)-(4), for $\tau \geq 2$ and $v \in \mathcal{V} \setminus B_{\tau-1}$, the conditional probabilities given the history of growing sets $(B_\ell, B_\ell^+, B_\ell^-)_{\ell=0}^{\tau-1}$ can be computed as follows:

$$\begin{aligned} \mathbb{P}[v \in B_\tau | (B_\ell, B_\ell^+, B_\ell^-)_{\ell=0}^{\tau-1}] &= \frac{\mathbb{P}[v \in B_\tau \setminus B_{\tau-1}]}{\mathbb{P}[v \notin B_{\tau-1}]} \\ &= \frac{\mathbb{P}[X \text{ chooses an in-neighbor from } B_{\tau-1} \setminus B_{\tau-2}]}{\mathbb{P}[X \text{ does not choose any in-neighbor from } B_{\tau-2} \cup \{v^+, v^-\}]} \end{aligned}$$

$$= \frac{\sum_{u \in \mathcal{N}^{in}(v) \cap (B_{\tau-1} \setminus B_{\tau-2})} w(u, v)}{1 - r(v) - \sum_{u \in \mathcal{N}^{in}(v) \cap B_{\tau-2}} w(u, v)}, \quad (11)$$

$$\begin{aligned} \mathbb{P}[v \in B_{\tau}^+ | (B_{\ell}, B_{\ell}^+, B_{\ell}^-)_{\ell=0}^{\tau-1}] &= \frac{\mathbb{P}[v \in B_{\tau}^+ \setminus B_{\tau-1}]}{\mathbb{P}[v \notin B_{\tau-1}]} = \frac{\mathbb{P}[v \in B_{\tau}^+ \setminus B_{\tau-1}]}{\mathbb{P}[v \notin B_{\tau-1}]} \\ &= \frac{\sum_{u \in \mathcal{N}^{in}(v) \cap (B_{\tau-1}^+ \setminus B_{\tau-2}^+)} w(u, v)}{1 - r(t) - \sum_{u \in \mathcal{N}^{in}(v) \cap B_{\tau-2}} w(u, v)}, \end{aligned} \quad (12)$$

$$\mathbb{P}[v \in B_{\tau}^- | (B_{\ell}, B_{\ell}^+, B_{\ell}^-)_{\ell=0}^{\tau-1}] = \frac{\sum_{u \in \mathcal{N}^{in}(v) \cap (B_{\tau-1}^- \setminus B_{\tau-2}^-)} w(u, v)}{1 - r(t) - \sum_{u \in \mathcal{N}^{in}(v) \cap B_{\tau-2}} w(u, v)}. \quad (13)$$

PROPOSITION 2. For any $\tau \geq 0$, $(A_{\ell}, A_{\ell}^+, A_{\ell}^-)_{\ell=0}^{\tau} \stackrel{d}{=} (B_{\ell}, B_{\ell}^+, B_{\ell}^-)_{\ell=0}^{\tau}$. In other words, the joint distributions are equal.

Proof. Recall that we fix the seed set S throughout. The claim holds trivially for $\tau = 0$ since $A_0 = B_0 = A_0^+ = B_0^+ = S$, $A_0^- = B_0^- = \emptyset$. By (2)-(4) and (8)-(10), it also holds for $\tau = 1$.

Suppose $(A_{\ell}, A_{\ell}^+, A_{\ell}^-)_{\ell=0}^{\tau-1} \stackrel{d}{=} (B_{\ell}, B_{\ell}^+, B_{\ell}^-)_{\ell=0}^{\tau-1}$ for some $\tau \geq 2$ (inductive hypothesis). We then show that the conditional distributions are equal, which implies that the joint distributions are equal. Specifically, let $(V_{\ell}, V_{\ell}^+, V_{\ell}^-)_{\ell=0}^{\tau-1}$ be a family of *deterministic* sets that is a possible realization of $(A_{\ell}, A_{\ell}^+, A_{\ell}^-)_{\ell=0}^{\tau-1}$. Denote the events $E_A := \{(A_{\ell}, A_{\ell}^+, A_{\ell}^-)_{\ell=0}^{\tau-1} = (V_{\ell}, V_{\ell}^+, V_{\ell}^-)_{\ell=0}^{\tau-1}\}$ and $E_B := \{(B_{\ell}, B_{\ell}^+, B_{\ell}^-)_{\ell=0}^{\tau-1} = (V_{\ell}, V_{\ell}^+, V_{\ell}^-)_{\ell=0}^{\tau-1}\}$. By the induction hypothesis, we have $\mathbb{P}_{\xi}[E_A] = \mathbb{P}_X[E_B]$. For $v \in \mathcal{V} \setminus V_{\tau-1}$, by (5) and (11), we have

$$\mathbb{P}[v \in A_{\tau} | E_A] = \frac{\sum_{u \in \mathcal{N}^{in}(v) \cap (V_{\tau-1} \setminus V_{\tau-2})} w(u, v)}{1 - r(t) - \sum_{u \in \mathcal{N}^{in}(v) \cap V_{\tau-2}} w(u, v)} = \mathbb{P}[v \in B_{\tau} | E_B]. \quad (14)$$

Similarly, by (6) and (12),

$$\mathbb{P}[v \in A_{\tau}^+ | E_A] = \frac{\sum_{u \in \mathcal{N}^{in}(v) \cap (V_{\tau-1}^+ \setminus V_{\tau-2}^+)} w(u, v)}{1 - r(t) - \sum_{u \in \mathcal{N}^{in}(v) \cap V_{\tau-2}} w(u, v)} = \mathbb{P}[v \in B_{\tau}^+ | E_B]. \quad (15)$$

Furthermore, by (7) and (13),

$$\mathbb{P}[v \in A_{\tau}^- | E_A] = \frac{\sum_{u \in \mathcal{N}^{in}(v) \cap (V_{\tau-1}^- \setminus V_{\tau-2}^-)} w(u, v)}{1 - r(t) - \sum_{u \in \mathcal{N}^{in}(v) \cap V_{\tau-2}} w(u, v)} = \mathbb{P}[v \in B_{\tau}^- | E_B]. \quad (16)$$

Note that (14)-(16) imply that the conditional distributions are equal:

$$((A_{\tau}, A_{\tau}^+, A_{\tau}^-) | E_A) \stackrel{d}{=} ((B_{\tau}, B_{\tau}^+, B_{\tau}^-) | E_B).$$

Therefore, by the inductive hypothesis, $(A_{\ell}, A_{\ell}^+, A_{\ell}^-)_{\ell=0}^{\tau} \stackrel{d}{=} (B_{\ell}, B_{\ell}^+, B_{\ell}^-)_{\ell=0}^{\tau}$. ■

THEOREM 1. Under the LT-N model, the expected number of positively influenced nodes $f^+(\cdot)$ is monotone and submodular.

Proof. For any $S \subseteq \mathcal{V}$, Proposition 2 implies $A^+(S) \stackrel{d}{=} B^+(S)$. Therefore, $f^+(S) = \mathbb{E}[|A^+(S)|] = \mathbb{E}[|B^+(S)|] = f^+(S)$. We conclude the expected of positively influenced nodes is monotone submodular under LT-N by Corollary 1.

COROLLARY 2. *Under the LT-N model, the expected difference between the number of positively and negatively influenced nodes is monotone submodular.*

Proof. By similar arguments as in Theorem 1, we have that $-f^-(S)$ is monotone submodular. As monotonicity and submodularity are preserved under addition, we conclude that $f^+(S) - f^-(S)$ is monotone submodular as well.

5. Learning From Node-Level Feedback

The previous two sections are based on the assumption that the edge weights are known. In this section we consider an *online learning* setting of this problem. Namely, the edge weights are initially unknown and need to be gradually learned.

In each round, the agent activates a seed set that initiates the information diffusion on the network. Unlike the *edge-level feedback* model assumed by most existing online influence maximization literature, where the status of each edge that takes part in the diffusion can be observed, in our node-level feedback model, we assume that the agent can only observe the node status. More specifically, in each diffusion time step, the agent observes whether or not a node becomes positively or negatively activated or remains inactive, but she does not get to observe how each of its active parents contributes to this node’s activation. Since several edges may contribute to a node’s activation simultaneously, it is hard to discriminate the contribution of each individual edge and estimate the edge weights accurately. Because of this difficulty, online learning with node-level feedback has remained largely unexplored until this work.

In this section, we first mathematically formulate the online learning problem and discuss some assumptions we impose. Then we investigate the key obstacles in learning and propose an algorithm that performs weight estimation and selects seed sets in each round. Finally, we conduct theoretical analysis on the performance of the algorithm. Specifically, we first show that the average cumulative regret of Algorithm 1 is bounded by $\mathcal{O}(\frac{1}{\sqrt{n}})$. This improves upon the average cumulative regret of $\mathcal{O}(\sqrt{\frac{\log n}{n}})$ obtained by Wen et al. (2017a) for an online influence maximization problem with edge-level feedback. We then show that the average cumulative regret can be further improved to be $\mathcal{O}(n^{-q/(q+1)})$ for any integer $q > 0$ by applying Algorithm 2. It is worth noting that the same regret bounds could be achieved if we apply Algorithms 1 and 2 to edge-level feedback problems.

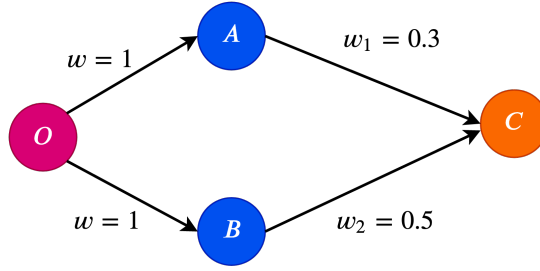


Figure 2 The case where weights and upper bounds cannot be estimated accurately by node-level observations.

5.1. Learning in classical LT model

For ease of exposition, we consider only the activation process in this section and postpone the analysis of positive versus negative activation to the next section. All assumptions and results in the activation process remain the same when signed activations are incorporated.

Wen et al. (2017a) have investigated the performance of edge-level feedback IC model and proposed a UCB-type learning algorithm IMLinUCB. However, it is hard to extend their work to any node-level feedback model such as LT-N. The main challenge comes from parameter estimation. In round t , IMLinUCB estimates θ^* by θ_t , constructs a confidence ball around θ_t , and derives the upper confidence bound (UCB) weight $U_t(e)$ for every edge $e \in \mathcal{E}$. IMLinUCB then selects the seed set by feeding $U_t(e)$, $e \in \mathcal{E}$ to a greedy approximation oracle. Intuitively, with more edges being observed, the upper bound $U(e)$ converges to $w_{\theta^*}(e)$ for each edge $e \in \mathcal{E}$, thus making the selected seed set an α -approximation solution to the optimum.

Unfortunately, the structural similarities between their IM problem and the classical linear contextual bandit problem, and between the IMLinUCB and the classical algorithms in Abbasi-Yadkori et al. (2011) do not hold anymore under node-level feedback. As several edges can simultaneously contribute to the activation of a single node, it is generally not possible to estimate the weight and upper bound on each individual edge accurately. Consider a simple example as illustrated in Figure 2. We have two edges $e_1 = (A, C)$ and $e_2 = (B, C)$ with corresponding features $x(e_1) = (1, 0)$ and $x(e_2) = (0, 1)$. Suppose that the true weights on e_1 and e_2 are $w_1 = 0.3$ and $w_2 = 0.5$ and these two edges are always observed simultaneously. In this case, with more observations, the estimation of $w_1 + w_2$ converges to 0.8. However, if we try to estimate e_1 and e_2 separately, as these two edges are always observed together, we have $U(e_1) = 0.8$ and $U(e_2) = 0.8$. This example shows that the upper confidence bound of each individual edges does not necessarily converge to its true weight even if we have infinitely many observations of this edge.

The example above indicates that there is no quick extension of IMLinUCB for LT-N. Thus, further assumptions as well as more sophisticated designed algorithms are required to ensure an increasingly accurate edge weight estimation as more node-level realizations are observed.

5.1.1. Technical assumptions Recall that in each round t , the nodes are activated in discrete time steps according to our LT-N model, with nodes in the seed set S_t being activated in time step 0 of round t . For each node $v \in \mathcal{V}$, we use $\iota_t(v)$ to denote the time step at which node v becomes activated in round t . When $v \in S_t$, we have that $\iota_t(v) = 0$. If v is not activated in round t , then we set $\iota_t(v) = \infty$.

For each node $v \in \mathcal{V} \setminus S_t$, define its *relevant parents* as follows:

$$A_t(v) := \begin{cases} \{u \in \mathcal{N}^{in}(v) : \iota_t(u) \leq \iota_t(v) - 1\} & \text{if } \iota_t(v) < \infty, \\ \{u \in \mathcal{N}^{in}(v) : \iota_t(u) < \infty\} & \text{if } \iota_t(v) = \infty. \end{cases} \quad (17)$$

That is, the set of relevant parents $A_t(v)$ is the set of nodes that are relevant to the activation status of v at t . We say the weight $w(e)$ on an edge $e = (u, v)$ is active if u has been activated. When $\iota_t(v) < \infty$, $A_t(v)$ is the set of its parent nodes who collectively push the sum of active incoming weights at v to exceed v 's threshold for the first time. When $\iota_t(v) = \infty$, $A_t(v)$ is the set of nodes that have collectively failed to push the sum of active incoming weights at v to exceed its threshold. Note that for an inactive node v in round t , $A_t(v)$ might not be empty, since some of its parent nodes might be activated during the diffusion process but have failed to activate v .

Our analysis is based on a few assumptions on the weights and solution stability, which we will state and justify below.

We first introduce assumptions on the edge weights. The first assumption is a linear generalization of edge weights. We assume that each edge $e \in \mathcal{E}$ has an edge *feature vector* $x(e) \in \mathbb{R}^d$ that characterizes the relationship between e 's two end nodes. The weight on each edge is a linear mapping from its feature. More formally, we have

ASSUMPTION 1 (Linear parameterization). *There exists $\theta^* \in \mathbb{R}^d$ ($d \ll n$), $\|\theta^*\|_2 \leq 1$ such that the true edge weights are $w_{\theta^*}(e) = x(e)^\top \theta^* \in [0, 1]$. By the assumption on the incoming weight sum of our LT-N model, we have $\sum_{u \in \mathcal{N}^{in}(v)} x(e)^\top \theta^* \leq 1$ for all $v \in \mathcal{V}$.*

Such a linear generalization of diffusion parameters is also used in Wen et al. (2017a). The generalization makes our learning model more scalable.

We use θ to denote a generic vector in \mathbb{R}^d and refer to it as the *parameter*. We denote the *true parameter* as θ^* and the *estimated parameter* in round t as θ_t in the rest of the paper. Similar to the assumption for LT-N, we assume $\sum_{u \in \mathcal{N}^{in}(v)} x(e)^\top \theta^* \leq 1$ for all $v \in \mathcal{V}$. Furthermore, we assume that the ‘‘aggregated’’ features are bounded too:

ASSUMPTION 2 (Feature regularity). *There exists $D_{\max} > 0$ such that $\|\sum_{u \in B} x(u, v)\| \leq D_{\max}$ for all $v \in \mathcal{V}$ and all $B \subseteq \mathcal{N}^{in}(v)$.*

Note that Assumption 2 is similar to the feature boundedness assumption in many existing works on contextual linear bandit problems. See, for example, Abbasi-Yadkori et al. (2011), Chu et al. (2011). In particular, Wen et al. (2017a) adopts the analysis techniques of Abbasi-Yadkori et al. (2011) and therefore also assumes that the norms of the edge features are bounded. In addition, the LT-N model, like any other LT model, requires the sum of weights of incoming edges of every node to be bounded by 1. It is thus natural to assume that the norm of the sum of any subset of incoming features at every node is bounded.

One of our key ideas is to make sure that the features of observed edges are diverse enough to allow enough information to be collected on all directions of θ_t , so that $\theta_t \rightarrow \theta^*$ as $t \rightarrow \infty$. More specifically, we impose a feature diversity assumption as follows:

ASSUMPTION 3 (Feature diversity). *There exists d edges e_i° , $1 \leq i \leq d$ such that the matrix $\sum_{i=1}^d x(e_i^\circ)x(e_i^\circ)^\top$ is positive definite. In other words, the minimum eigenvalue $\lambda_{\min}^\circ := \lambda_{\min} \left(\sum_{i=1}^d x(e_i^\circ)x(e_i^\circ)^\top \right)$ is strictly greater than 0.*

It is easy to see that the existence of d edges with linearly independent features would be sufficient to ensure Assumption 3. This should be easy to satisfy as the dimension of the features is usually much smaller than the total number of edges, that is, $d \ll m$. Under this assumption, if we keep exploring those edges, the confidence region will shrink in all feature directions, so that $\theta_t \rightarrow \theta^*$ as $t \rightarrow \infty$.

Moreover, as discussed in Section 4, the objective function f is monotone and submodular so that a greedy algorithm with exact evaluation of f returns a $(1 - 1/e)$ -approximation solution. Since evaluating f is $\#$ -P hard, we assume access to an approximation oracle:

ASSUMPTION 4 (Approximation oracle). *Let $\epsilon > 0$ and $\alpha = 1 - 1/e - \epsilon$, there exists an efficient, possibly random (α, β) -oracle that takes \mathcal{G} , w , K , and outputs a seed set \tilde{S} such that $f(\tilde{S}, w) \geq \alpha \cdot \text{OPT}(K, w)$ with probability at least β .*

An example of α is $\alpha = 1 - 1/e - 0.01$. The reverse reachable set method in Tang et al. (2014) can be easily extended to obtain such an approximation oracle.

We also impose assumptions on the solution stability of the network. Consider the solution returned by the approximation oracle around θ^* . Let us fix the seeding capacity K . Let $f(S, w)$ be the expected total influence given seed set S and edge weights w . Denote $\text{OPT}(K, w) = \max\{f(S, w) : |S| \leq K, S \subseteq \mathcal{V}\}$. Let $\mathcal{A}(\theta, \alpha) = \{S \subseteq \mathcal{V} : f(S, w_\theta) \geq \alpha \cdot \text{OPT}(K, w_\theta)\}$ be the set of α -approximating seed sets. Our next assumption states that the set of α -approximating sets and the optimal seed set are invariant under small perturbations.

ASSUMPTION 5 (Stability). *There exists a constant $\epsilon > 0$ such that for any θ such that $\|\theta - \theta^*\| \leq \epsilon$, $\mathcal{A}(\theta, \alpha) = \mathcal{A}(\theta^*, \alpha)$. Moreover, there exists a fixed S^A such that $S^A \in \arg \min\{f(S, w_\theta) : S \in \mathcal{A}(\theta, \alpha)\}$ for all θ such that $\|\theta - \theta^*\| \leq \epsilon$.*

The above assumption will be satisfied under mild conditions. In Theorem 2 below, we provide a sufficient condition for Assumption 5 to hold, and show that this stability condition holds with probability one.

THEOREM 2. *Let θ^* be the true parameter, $\mathcal{A}(\theta^*, \alpha)$ be the set of α -approximation sets, and $OPT(K, w_{\theta^*})$ be the optimal value with respect to θ^* . Assumption 5 holds whenever $\min_{S \in \mathcal{A}(\theta^*, \alpha)} f(S, w_{\theta^*}) > \alpha \cdot OPT(K, w_{\theta^*})$. This sufficient condition holds with probability 1 if we sample α uniformly from an interval $[1 - 1/e - \epsilon_1, 1 - 1/e - \epsilon_2]$ with $\epsilon_1 > \epsilon_2$.*

Proof. Consider the set of α -approximation seed sets $\mathcal{A}(\theta^*, \alpha)$. Let $g(S, w_{\theta^*}) = f(S, w_{\theta^*})/OPT(K, w_{\theta^*})$ be the approximation ratio of S to $S^{opt}(w_{\theta^*})$. By definition, we have $g(S, w_{\theta^*}) \geq \alpha$ for $S \in \mathcal{A}(\theta^*, \alpha)$. We prove that a sufficient condition for Assumption 5 to hold is $\min_{S \in \mathcal{A}(\theta^*, \alpha)} g(S, w_{\theta^*}) > \alpha$.

Given any seed set S of size K , by Lemma 3 in the Appendix, it is easy to see that $f(S, w_\theta)$ and $OPT(K, w_\theta)$ are continuous in θ , which implies that $g(S, w_\theta)$ is also continuous in θ . Suppose $\min_{S \in \mathcal{A}(\theta^*, \alpha)} g(S, w_{\theta^*}) > \alpha$, i.e., $g(S, w_{\theta^*}) > \alpha$ for all $S \in \mathcal{A}(\theta^*, \alpha)$. For any $S \in \mathcal{A}(\theta^*, \alpha)$, as $g(S, w_\theta)$ is continuous, there exists a positive constant $\delta_S > 0$ such that $g(S, w_\theta) > \alpha$ for all $\|\theta - \theta^*\| \leq \delta_S$. Let $\delta_1 = \min_{S \in \mathcal{A}(\theta^*, \alpha)} \delta_S$. We conclude that $g(S, w_\theta) > \alpha$ for all $S \in \mathcal{A}(\theta^*, \alpha)$ and $\|\theta - \theta^*\| \leq \delta_1$. This is equivalent to $\mathcal{A}(\theta^*, \alpha) \subset \mathcal{A}(\theta, \alpha)$ for $\|\theta - \theta^*\| \leq \delta_1$.

At the same time, consider the seeds sets that are not α -approximations to $OPT(K, w_{\theta^*})$, i.e., $g(S, w_{\theta^*}) < \alpha$ and $S \notin \mathcal{A}(\theta^*, \alpha)$. By a similar argument, we conclude that there exists a positive constant $\delta_2 > 0$ such that for all $S \notin \mathcal{A}(\theta^*, \alpha)$, $g(S, w_\theta) < \alpha$ for all $\|\theta - \theta^*\| \leq \delta_2$, which further implies $\mathcal{A}(\theta, \alpha) \subset \mathcal{A}(\theta^*, \alpha)$. By choosing $\delta_0 = \min(\delta_1, \delta_2)$, we conclude $\mathcal{A}(\theta, \alpha) = \mathcal{A}(\theta^*, \alpha)$ for all $\|\theta - \theta^*\| \leq \delta_0$.

The preceding analysis shows that Assumption 5 indeed holds if $\min_{S \in \mathcal{A}(\theta^*, \alpha)} g(S, w_{\theta^*}) > \alpha$, which yields a contradiction. We thus conclude that Assumption 5 holds whenever $\min_{S \in \mathcal{A}(\theta^*, \alpha)} g(S, w_{\theta^*}) > \alpha$, and fails only when there exists a set S such that $f(S, w_{\theta^*}) = \alpha \cdot OPT(K, w_{\theta^*})$.

Finally, consider an LT-N network with fixed w_{θ^*} . There are finitely many seed sets and their corresponding approximation ratios are distributed as finite discrete values on $[0, 1]$. As $\alpha = 1 - 1/e - \epsilon$ is required to be decided prior to calling the (α, β) -approximation oracle, if we sample α uniformly over an interval $[1 - 1/e - \epsilon_1, 1 - 1/e - \epsilon_2]$ with $\epsilon_1 > \epsilon_2$, the probability of α being equal to one of the approximation ratios is zero. Thus, we conclude that $f(S, w_{\theta^*}) = \alpha \cdot OPT(K, w_{\theta^*})$ is a zero-probability event, which completes the proof. ■

The above theorem shows that Assumption 5 fails only when there is a set that provides exactly an α -approximation, which happens with probability zero.

The stability assumption is crucial for analyzing the theoretical performance of our algorithm. Suppose the current estimator θ is close enough to θ^* such that $\|\theta - \theta^*\| \leq \epsilon$, and the greedy algorithm successfully returns a size- K α -approximation solution S to θ such that $f(S, w_\theta) \geq \alpha \cdot OPT(K, w_\theta)$. By Assumption 5, we have $S \in \mathcal{A}(\theta, \alpha) = \mathcal{A}(\theta^*, \alpha)$, which implies S is also an α -approximate solution to θ^* , and yields zero regret. Although Assumption 5 is general enough and provides a possibility of getting better theoretical guarantees for online-learning, it has not been exploited by any previous algorithm, to the best of our knowledge.

5.1.2. Performance metrics One of the most important metric in evaluating the performance of online learning algorithms is the average regret. The average regret is the cumulative loss in reward divided by the horizon length T . This cumulative loss is incurred due to the inaccurate estimation of edge weights and the random nature of the (α, β) -approximation oracle invoked. It is worth noting that the loss from a random oracle cannot be reduced even if the true edge weights were known.

To analyze the performance of Algorithm 1, we adopt the average scaled regret proposed in Wen et al. (2017a). In particular, let $S^{opt} = \arg \max_S \{f(S, w_{\theta^*}) : |S| \leq K, S \subset \mathcal{V}\}$ be the optimal size- K seed set with respect to the true parameter θ^* , and S_t be the seed set selected at round t . We consider the metric $R^{\alpha\beta}(n) = \sum_{t=1}^n \mathbb{E}[R_t^{\alpha\beta}]/n$, where n is the number of rounds, $\alpha, \beta > 0$ is the scale, and $R_t^\eta = f(S^{opt}, w_{\theta^*}) - \frac{1}{\alpha\beta} f(S_t, w_{\theta^*})$. When $\alpha = \beta = 1$, $R^{\alpha\beta}(n)$ reduces to the standard expected average regret $R(n)$.

5.1.3. Algorithms Under the assumptions introduced above, we propose online learning algorithms to learn the true parameter and select seed sets effectively.

Let $\mathcal{D}^o = \{e_1^o, \dots, e_d^o\}$ be the *exploration set* consisting d diverse edges satisfying Assumption 3. We partition the time horizon into multiple epochs, each having a number of exploration and exploitation rounds. Specifically, the k -th epoch consists of d exploration and k subsequent exploitation rounds. Let $t_m^s = 1 + \sum_{k=1}^{m-1} (d+k) = 1 + (2d+m)(m-1)/2$ be the starting time of epoch m , and let $\mathcal{T}_m^o = \{t_m^s, \dots, t_m^s + d - 1\}$ and $\mathcal{T}_m^c = \{t_m^s + d, \dots, t_m^s + d + d - m - 1\}$ be the series of exploration and exploitation rounds in m -th epoch, respectively.

We say that a node is *observed* in round t if any of its parent node is activated in the diffusion of round t , and *unobserved* otherwise. In round t for any observed node v , denote

$$\bar{x}_t(v) := \sum_{u \in A_t(v)} x(u, v),$$

as the feature for the combined edge weights that are relevant to the activation status of v , and let $y_t(v) = \mathbb{I}\{v \text{ is activated in round } t\} = \mathbb{I}\{\bar{x}_t(v) \geq \xi_v\}$.

In epoch m , our first algorithm runs as follows:

- The algorithm first runs d exploration rounds. In the i -th exploration, $t = t_m^s + i - 1$, select a single seed node $v_i^o := \text{head}(e_i^o)$ for $e_i^o \in \mathcal{D}$.
- The algorithm then runs k exploitation rounds. At the beginning of exploitation round t ,
 - a) First obtain the least square estimate

$$\theta_{t-1} = \arg \min_{\theta} \sum_{\tau=1}^{t-1} \sum_{v \in \mathcal{V} \setminus S_\tau} \|\bar{x}_\tau(v)^\top \theta - y_\tau(v)\|^2 + \lambda \|\theta\|^2.$$

For any round t , let the covariance matrix and corresponding reward be

$$M_t := \lambda_I I + \sum_{\tau=1}^t \sum_{v \in \mathcal{V} \setminus S_\tau} \bar{x}_\tau(v) \bar{x}_\tau(v)^\top, \quad r_t := \sum_{\tau=1}^t \sum_{v \in \mathcal{V} \setminus S_t} y_\tau(v) \bar{x}_\tau(v).$$

Define, for each exploitation round $t \in \mathcal{T}_m^c$,

$$\theta_{t-1} = M_{t-1}^{-1} r_{t-1}. \tag{18}$$

- b) Invoke the (α, β) -oracle on \mathcal{G} with parameters $w_{\theta_{t-1}}$ to obtain the seed set S_t .

The complete algorithm is summarized in Algorithm 1.

It is worth noting that to ensure the full observability of the exploration edge e_i^o , we only select a single seed node $v_i^o = \text{head}(e_i^o)$ in each exploration round. This way, no other edges will be involved in the attempt to activate $\text{tail}(e_i^o)$. In practice, instead of selecting only v_i^o to make sure edge e_i^o 's realization is observed, we can select v_i^o together with a set of seed nodes that are not connected to $u_i^o = \text{tail}(e_i^o)$.

Note also that the number of exploration rounds is fixed to be d while the number of exploitation rounds in the k -th epoch is k . Thus, the ratio between number of exploration and exploitation time decreases as the number of epoch increases. Intuitively, each exploration round incurs regret. As the estimation θ_t gets closer to the true parameter θ^* , we can gradually decrease the number of exploration rounds to reduce the contribution of exploration to the total regret. At the same time, insufficient exploration could make θ_t inaccurate, which might lead to sub-optimal seed selection and increased the total regret. Thus, a balance of exploration and exploitation is required to achieve minimum total regret.

In the rest of this section, we provide a theoretical analysis on Algorithm 1 and derive an average per-round regret of $\mathcal{O}(1/\sqrt{n})$ as the number of rounds n goes to infinity, based on all assumptions made above. Furthermore, we will make use of the stability Assumption 5 to optimize the allocation of exploration and exploitation rounds. In this way, we can modify Algorithm 1 into Algorithm 2 with tuning parameter q . Algorithm 2 achieves an average regret of $\mathcal{O}(n^{-q/(q+1)})$ for arbitrarily chosen integer $q > 0$, possibly with a larger constant.

Algorithm 1 Influence Maximization Linear Node-level Feedback

Input: graph \mathcal{G} , source node cardinality K , ORACLE, feature vector x_e 's, and algorithm parameters c .

Initialization: reward $r_0 \leftarrow 0 \in \mathbb{R}^d$, covariance matrix $M_0 \leftarrow I_\lambda \in \mathbb{R}^{d \times d}$

for epochs $m = 1, 2, \dots$ **do**

 set $t_m^s = 1 + \sum_{j=1}^{m-1} (d + j)$

for $t = t_m^s, \dots, t_m^s + d + m - 1$ **do**

if $t = t_m^s + i$ for $i = 1, \dots, d$, **then**

 choose $S_t = \text{head}(e_i^o)$ where $e_i^o \in \mathcal{D}^o$.

else

 set $\theta_{t-1} = M_{t-1}^{-1} r_{t-1}$, choose $S_t \in \text{ORACLE}(\mathcal{G}, K, w_{\theta_{t-1}})$

end if

 Observe node-level feedback. Update $M_t \leftarrow M_{t-1}$ and $r_t \leftarrow r_{t-1}$,

 For all observed node $v \in \mathcal{V}$, update $M_t \leftarrow M_t + \bar{x}_t(v) \bar{x}_t^T(v)$ and $r_t \leftarrow r_t + \bar{x}_t(v) y_t(v)$

end for

end for

5.2. Regret analysis

In this section, we provide an analysis of the regret for Algorithm 1 and Algorithm 2. We prove the following regret guarantee for Algorithm 1.

THEOREM 3. *Assume Assumptions 1, 2, 3, 5 and 4 hold. The average regret of running Algorithm 1 in n rounds is*

$$\frac{R^{\alpha\beta}(n)}{n} \leq \mathcal{O}\left(\frac{1}{\sqrt{n}}\right).$$

Proof. Let $f^* = f(S^{\text{opt}}, w^*)$ be the optimum value. Define $R_t^{\alpha\beta} = f^* - \mathbb{E}[\frac{1}{\alpha\beta} f(S_t, w^*)]$ as the expected (α, β) -scaled regret in round t , where S_t is the seed set that the algorithm selects in round t . The expectation is over the randomness of S_t in an exploitation round, and reduces to a deterministic function in an exploration round, as we have pre-fixed the choice of exploration nodes. Note that the randomness in the diffusion process has already been captured in the definition of f .

For an exploration round, the seed set consists of a single node, which yields a regret $R_t^{\alpha\beta} \leq f(S^{\text{opt}}, w^*) \leq L - 1$. Meanwhile, for an exploitation round t , $t \leq n$, we obtain $\theta_{t-1} = M_{t-1}^{-1} r_{t-1}$. Let D be a known upper bound on $\|\theta^*\|_2$, and let

$$c = \sqrt{d \log\left(1 + \frac{nE_*}{d}\right) + 2 \log(n(L + 1 - K))} + D.$$

Define the favorable event ξ_{t-1} as

$$\xi_{t-1} := \{(\theta_\tau - \theta^*)^T M_\tau (\theta_\tau - \theta^*) \leq c^2, \forall \tau = 1, 2, \dots, t-1\}, \quad (19)$$

and $\bar{\xi}_{t-1}$ as the complement of ξ_{t-1} . The algorithm yields a regret that is upper bounded by $\mathbb{E}[f(S^{opt}, w^*) - \frac{1}{\alpha\beta} f(S_t, w^*)]$ if event ξ_{t-1} happens, and yields at most $L - K$ otherwise. In summary, we have

$$\mathbb{E}[R_t^{\alpha\beta}] \leq \mathbb{P}(\xi_{t-1}) \mathbb{E}[f(S^{opt}, w^*) - \frac{1}{\alpha\beta} f(S_t, w^*) | \xi_{t-1}] + \mathbb{P}(\bar{\xi}_{t-1}) [L - K],$$

in an exploitation round t .

Let $\lambda_d(M_t)$ be the smallest eigenvalue of M_t in round t and λ_{min} be the smallest eigenvalue of the feature covariance matrix of the exploration nodes defined in Assumption 3. The exploration rounds in Algorithm 1 guarantee the addition of $\sum_{e \in \mathcal{D}} x_e x_e^T$ to the cumulative covariance matrix M_t in every epoch. We provide a lower bound on the increase in $\lambda_d(M_t)$ after every epoch in the following lemma by Wilkinson (1965).

LEMMA 1. *Let M and E be $d \times d$ symmetric matrices and denote $\lambda_k(A)$ as the k -th eigenvalue of any matrix A . Then*

$$\lambda_k(M) + \lambda_d(E) \leq \lambda_k(M + E) \leq \lambda_k(M) + \lambda_1(E), \quad \forall k = 1, \dots, d.$$

By Lemma 1, it is clear that the d exploration rounds contribute to an increase of λ_{min}^0 to the smallest eigenvalue of M_t . As M_t is updated by positive semi-definite matrices in every exploration round, the smallest eigenvalue of M_t increases by at least λ_{min}^0 in every epoch. Thus, the smallest eigenvalue of M_t after k epochs is at least $\lambda_{min}^0 k$.

Let $\epsilon > 0$ be the stability parameter in Assumption 5 such that $\mathcal{A}(\theta, \alpha) = \mathcal{A}(\theta^*, \alpha)$ for all $\|\theta - \theta^*\| \leq \epsilon$. Define the confidence region \mathcal{C}_t in round t as

$$\mathcal{C}_t := \left\{ \theta : (\theta - \theta_t)^T M_t (\theta - \theta_t) \leq c^2 \right\}.$$

Consider any exploitation round t after the m -th epoch, where $m = \frac{c^2}{\lambda_{min}^0 \epsilon^2}$. That is, $t \geq md + m^2/2$. Suppose $\theta^* \in \mathcal{C}_t$. Then, it is easy to see that $\|\theta^* - \theta_t\|^2 \leq c^2 / \lambda_d(M_t) \leq \epsilon^2$ since $\lambda_d(M_t) \geq \lambda_{min}^0 \cdot \frac{a^2}{\lambda_{min}^0 \epsilon^2} = c^2 / \epsilon^2$. Furthermore, as the favorable event ξ_{t-1} is equivalent to $\theta^* \in \mathcal{C}_\tau$ for all $\tau \leq t-1$, under the event ξ_{t-1} , we have

$$\|\theta_\tau - \theta^*\| \leq \epsilon \quad \text{for all } md + d^2/2 \leq \tau \leq t-1, \quad (20)$$

which implies

$$\begin{aligned} & \mathbb{E}\left[f^* - \frac{1}{\alpha\beta} f(S_t, w^*)\right] \\ & \leq \mathbb{E}\left[f^* - \frac{1}{\alpha\beta} (\beta \cdot \alpha f^* + (1 - \beta) \cdot 0)\right] \\ & = \mathbb{E}\left[f^* - \frac{1}{\alpha\beta} \cdot \beta \alpha f^*\right] = 0, \end{aligned}$$

where the first inequality comes from the definition of the (α, β) -oracle and the last equality comes from Assumption 5, the stability of the solution in parameters. Therefore, for an exploitation round $t \geq md + m^2/2$, the regret is nonzero only under the complement of the favorable event ξ_{t-1} , in which case it is at most $L - K$. Hence,

$$\mathbb{E}[R_t^{\alpha\beta}] \leq \mathbb{P}(\bar{\xi}_{t-1})[L - K].$$

Finally, we combine all the preceding steps to derive the average regret. It is clear that $R_t^{\alpha\beta} \leq f^*$ for all $t \leq md + m^2/2$. Recall that we consider the average cumulative regret for the first k epochs for ease of presentation, where $k \geq m$. Let $n = kd + k^2/2$. As the j -th epoch consists of d exploration and j exploitation rounds, we have

$$\begin{aligned} \frac{1}{n} \sum_{t=1}^n \mathbb{E}[R_t^{\alpha\beta}] &\leq \sum_{t=1}^{md+m^2/2} \frac{f^*}{n} + \sum_{t=md+m^2/2+1}^n \mathbb{E}[R_t^{\alpha\beta}]/n \\ &\leq \frac{1}{n} \left\{ (md + m^2/2)f^* + d(k - m)(L - 1) + Z_n \right\}, \end{aligned} \quad (21)$$

where $Z_n = \sum_{t=md+m^2/2+1}^n \bar{\mathbb{P}}(\xi_{t-1})[L - K]$ for exploitation rounds t .

To bound Z_n , we extend Lemma 2 in Wen et al. (2017a) and prove the following bound on $\mathbb{P}(\bar{\xi}_{t-1})$:

LEMMA 2. *For any $t = 1, 2, \dots, n$ any $\delta \in (0, 1)$, and any $c \geq \sqrt{d \log(1 + \frac{nE_*}{d}) + 2 \log(\frac{1}{\delta})} + \|\theta^*\|_2$, we have $\mathbb{P}(\bar{\xi}_{t-1}) \leq \delta$.*

We defer the detailed proof to the Appendix. Note that by choosing $\delta = \frac{1}{n(L+1-K)}$ and $c \geq \sqrt{d \log(1 + \frac{nE_*}{d}) + 2 \log(n(L+1-K))} + \|\theta^*\|_2$, we have

$$[L - K] \sum_{t=1}^n \mathbb{P}(\xi_{t-1}) \leq 1.$$

Together with Eq.(21), we have

$$\frac{1}{n} \sum_{t=1}^n \mathbb{E}[R_t^{\alpha\beta}] \leq \frac{1}{n} \left\{ (md + m^2/2)f^* + d(k - m)(L - 1) + 1 \right\}.$$

Let $n \rightarrow \infty$, as $(md + m^2/2)f^* + 1$ is a constant and $n = kd + k^2/2$, we obtain

$$\lim_{n \rightarrow \infty} \frac{1}{n} \sum_{t=1}^n \mathbb{E}[R_t^{\alpha\beta}] = \lim_{k \rightarrow \infty} \frac{d(k - m)(L - 1)}{kd + k^2/2} \leq \mathcal{O}\left(\frac{1}{k}\right) \leq \mathcal{O}\left(\frac{1}{\sqrt{n}}\right).$$

We conclude that the average cumulative regret of Algorithm 1 is bounded by $\mathcal{O}\left(\frac{1}{\sqrt{n}}\right)$ with number of rounds $n \rightarrow \infty$, which completes the proof. \blacksquare

Algorithm 2 Influence Maximization Linear Node-level Feedback

Input: graph \mathcal{G} , source node cardinality K , exploitation parameter q , ORACLE, feature vector x_e 's, and algorithm parameters c .

Initialization: reward $r_0 \leftarrow 0 \in \mathbb{R}^d$, covariance matrix $M_0 \leftarrow I \in \mathbb{R}^{d \times d}$

for $m = 1, 2, \dots$ **do**

 set $t_m^s = 1 + \sum_{j=1}^{m-1} (d + j^q)$

for $t = t_m^s, \dots, t_m^s + d + m - 1$ **do**

if $t = t_m^s + i$ for $i = 1, \dots, d$, **then**

 choose $S_t = \text{head}(e_i^o)$ where $e_i^o \in \mathcal{D}^o$.

else

 set $\theta_{t-1} = M_{t-1}^{-1} r_{t-1}$, choose $S_t \in \text{ORACLE}(\mathcal{G}, K, w_{\theta_{t-1}})$

end if

 Observe the node-level feedback. Update $M_t \leftarrow M_{t-1}$ and $r_t \leftarrow r_{t-1}$,

 For all observed node $v \in \mathcal{V}$, update $M_t \leftarrow M_t + \bar{x}_t(v) \bar{x}_t^T(v)$ and $r_t \leftarrow r_t + \bar{x}_t(v) y_t(v)$

end for

end for

Assumption 5 is the main way in which we improve the average regret from $\mathcal{O}(\sqrt{\log n/n})$ in Wen et al. (2017a) to $\mathcal{O}(1/\sqrt{n})$. Briefly speaking, under the Stability Assumption 5, let $m = \frac{c^2}{\lambda_{\min} \epsilon^2}$ be the number of epochs required to achieve the condition $\|\theta_t - \theta^*\| \leq \epsilon$, the cumulative regret comes from three parts: the first m epochs, exploration after the m -th epoch, and exploitation after the m -th epoch. Clearly, the regret in the first m epochs is an algorithm-dependent constant once the number of exploitation rounds in each epoch is determined. Furthermore, after m epochs, all exploitation rounds have zero expected regret if ξ_{t-1} holds, and all regret comes from exploration.

Next, it is natural for us to develop an algorithm that reduces the number of exploration rounds in each epoch after the m -th epoch.

Next, we develop Algorithm 2 which utilizes the Stability Assumption and balances exploration and exploitation time optimally. In particular, the algorithm runs d exploration and $g(k)$ exploitation rounds in the k -th epoch, where $g(k) = k^q$ can be any polynomial function, such as $g(x) = x^2$. The details are summarized in Algorithm 2. We have the following result:

THEOREM 4. *Assume Assumptions 1, 2, 3, 5 and 4 hold, the average regret of running Algorithm 2 for n rounds can be bounded as follows:*

$$\frac{R^{\alpha\beta}(n)}{n} \leq \mathcal{O}(n^{-q/(q+1)}).$$

Proof. Let Algorithm 2 run d exploration and k^q exploitation rounds in epoch k . The analysis for each exploration and exploitation rounds is same as in Theorem 3. We omit these steps to avoid repetition and show the details in combining them to derive average regret.

Let D be a known upper bound on $\|\theta^*\|_2$, and let $c = \sqrt{d \log(1 + \frac{nE^*}{d}) + 2 \log(n(L+1-K))} + D$ be the same constant as defined in the proof of Theorem 3. Let $m = \frac{c^2}{\lambda_{\min}^o \epsilon^2}$ be the number of epochs required to achieve the condition $\|\theta_t - \theta^*\| \leq \epsilon$, with d exploration and k^q exploitation rounds in epoch k . It is clear that $R_t^{\alpha\beta} \leq f^*$ for all $t \leq md + \sum_{j=1}^m j^q$. We consider the average cumulative regret for the first k epochs for ease of presentation, where $k \geq m$. Let $n = kd + \sum_{j=1}^k j^q$, as the j -th epoch consists of d exploration and j exploitation rounds, we have

$$\begin{aligned} \frac{1}{n} \sum_{t=1}^n \mathbb{E}[R_t^{\alpha\beta}] &\leq \sum_{t=1}^{md + \sum_{j=1}^m j^q} \frac{f^*}{n} + \sum_{t=md + \sum_{j=1}^m j^q + 1}^n \mathbb{E}[R_t^{\alpha\beta}]/n \\ &\leq \frac{1}{n} \left\{ (md + \sum_{j=1}^m j^q) f^* + d(k-m)(L-1) + Z_n \right\}, \end{aligned} \quad (22)$$

where $Z_n = \sum_{t=md + \sum_{j=1}^m j^q + 1}^n \mathbb{P}(\bar{\xi}_{t-1})[L-K]$ for exploitation round t . By Lemma 2, we have

$$[L-K] \sum_{t=1}^n \mathbb{P}(\xi_{t-1}) \leq 1.$$

Choose $\delta = \frac{1}{n(L+1-K)}$ and $c \geq \sqrt{d \log(1 + \frac{nE^*}{d}) + 2 \log(n(L+1-K))} + \|\theta^*\|_2$. Together with Eq.(22), we have

$$\frac{1}{n} \sum_{t=1}^n \mathbb{E}[R_t^{\alpha\beta}] \leq \frac{1}{n} \left\{ (md + \sum_{j=1}^m j^q) f^* + d(k-m)(L-1) + 1 \right\}.$$

Let $n \rightarrow \infty$. As $(md + \sum_{j=1}^m j^q) f^* + 1$ is a constant and $n = kd + \sum_{j=1}^k j^q \leq \mathcal{O}(k^{q+1})$, we obtain

$$\lim_{n \rightarrow \infty} \frac{1}{n} \sum_{t=1}^n \mathbb{E}[R_t^{\alpha\beta}] = \lim_{k \rightarrow \infty} \frac{d(k-m)(L-1)}{kd + \sum_{j=1}^k j^q} \leq \mathcal{O}\left(\frac{1}{k^q}\right) \leq \mathcal{O}(n^{-q/(q+1)}).$$

We conclude that the average cumulative regret of Algorithm 2 is bounded by $\mathcal{O}(n^{-q/(q+1)})$, with number of rounds $n \rightarrow \infty$. ■

6. Numerical Experiments

To numerically test the performance of various seeding strategies, we conduct experiments on a Twitter subnetwork with 232 nodes and 3090 directed edges. The complete directed graph with 232 nodes has 53,592 directed edges. Thus in our subnetwork, around 6 percent of all possible edges are present. We obtained the network structure from the SNAP dataset by Leskovec and Krevl (2014). The algorithms we tested are summarized in Table 1. We also explain each algorithm in detail in the section on experimental set up.

Table 1 Summary of algorithms tested in the numerical experiments

Algorithm	Meaning
<code>bgg_dgr</code>	Seed five nodes in each round that have maximum out-degrees
<code>rdm</code>	Seed five different randomly sampled nodes in each round
<code>grd_kw</code>	Seed five nodes selected by approximate greedy oracle with known true edge weights in each round
<code>grd_explr</code>	Algorithm 1
<code>grd_explr_q=2</code>	Algorithm 2 with $q = 2$
<code>grd_explr_q=3</code>	Algorithm 2 with $q = 3$
<code>grd_splt</code>	A comparison learning and seeding algorithm that splits node observations equally to the contributing edges when updating beliefs

To generate edge feature vectors, we use the node2vec algorithm proposed by Grover and Leskovec (2016) to first construct node feature vectors, and then use the element-wise multiplication of head node’s and tail node’s vectors of each edge as the corresponding edge feature vector. We then randomly perturb the resulting vectors so that they are more diverse. We set the feature dimension to be 5, and we hand-pick a theta vector that has 3 positive entries and 2 negative entries. The 2-norm of this theta vector is around 1.34.

We then construct the edge weights using the dot product of the edge feature vectors and our theta vector. Whenever we have a negative weight, we replace it by 0. We generate the autonomy factors for each node likewise (the augmented network with a positive and a negative copy of each node is fed to the node2vec algorithm and thus we also have edge feature vectors for edges pointing from positive/negative copy of each node to itself). Our diffusion model assumes that the sum of incoming weights to each node is between 0 and 1. Therefore, for each node, we sum up its incoming weights. If this sum is greater than 1, we scale down the feature vectors and the weights of the incoming edges to the node uniformly by the sum. Also, we scale down the feature vectors and weights of out-going edges from several high-degree nodes, so that the optimal seed set is unlikely the set of highest degree nodes. This way, the learning algorithm needs to really learn a close theta estimate to be able to select good seed sets.

We treat the feature vectors and weights obtained using the process described above as ground truth. Note that the linear generalization of edge weights might not be perfect, as we cropped the negative weights in an early step. We randomly pick a set of 5 edges as our exploration set. For each edge $e_i = (u_i, v_i), i = 1, 2, \dots, 5$ in the exploration set, we compute $z_{e_i} = x_{(u_i, v_i)} + x_{(v_i^+, v_i)} + x_{(v_i^-, v_i)}$, and the z_{e_i} ’s satisfy Assumption 3, the feature diversity assumption, as desired.

We simulate the learning and seeding process with Algorithm 1 (`grd_explr`) for 50 epochs. In each epoch $t = 1, 2, \dots, 50$, we first do 5 rounds of exploration: we seed u_s along with 4 highest-degree nodes among the ones not pointing to v_s in each exploration round $s = 1, 2, \dots, 5$, and observe the 1-step activation status of v_s to update the weight estimates. We then do t rounds

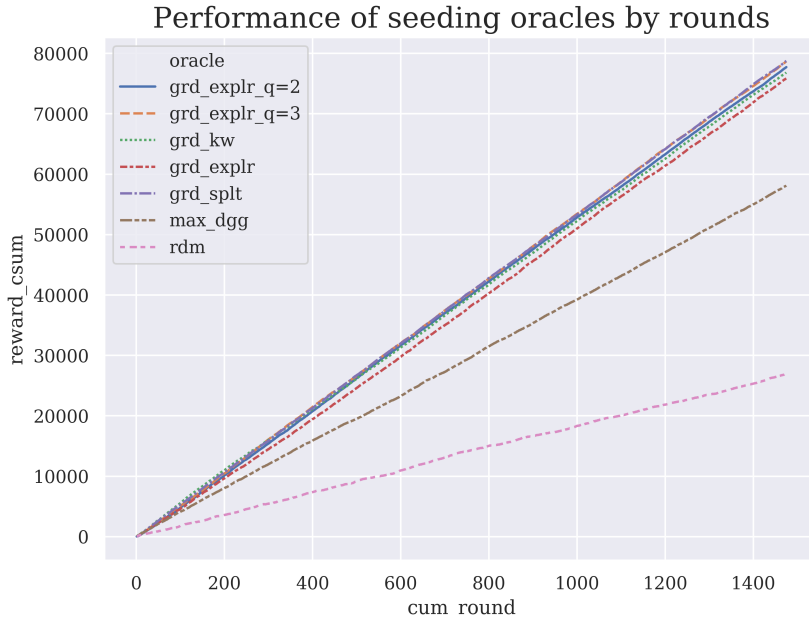


Figure 3 Cumulative reward by round over all 1525 rounds.

of exploitation, in each round of which we first compute the weight estimates and then feed the estimates into our approximate-greedy oracle to get a seed set of cardinality 5. We then observe the resulting diffusion and update the weight estimates accordingly. The 50 epochs correspond to 1525 rounds of exploration and exploitation. For other baseline algorithms that do not involve exploration rounds, we do 1525 rounds of seeding using the respective seeding strategies. We also test Algorithm 2 with $q = 2$ (`grd_explr_q=2`) and $q = 3$ (`grd_explr_q=3`). Algorithm 1 is a special case of Algorithm 2 with $q = 1$. Recall that in Algorithm 2, after the 5 exploration rounds in each epoch t , t^q rounds of exploitation are performed. We choose the smallest number of epochs such that the corresponding number of rounds is at least 1525: we test `grd_explr_q=2` on 16 epochs (1576 rounds) and `grd_explr_q=3` on 9 epochs (2070 rounds).

We compare the sum of round reward achieved by `grd_explr`, `grd_explr_q=2`, and `grd_explr_q=3` with `grd_kw`, the approximate greedy oracle that knows the true weights, as well as another baseline learning and seeding algorithm, `grd_splt`. In the latter, whenever a node v 's realization is observed in step τ , let $A_\tau(v)$ be its relevant parent nodes, we attribute $\frac{1}{|A_\tau(v)|}$ of its activation to each relevant edge $e = (u, v), u \in A_\tau(v)$. We then update the theta estimation using individual edge feature vectors instead of the sum of edge feature vectors of the relevant edges. Additionally, we test the oracle that randomly samples a seed set of cardinality 5 in each round (`rdm`), and the oracle that samples the set of 5 highest degree nodes in each epoch (`bgg_dgr`) in each round.

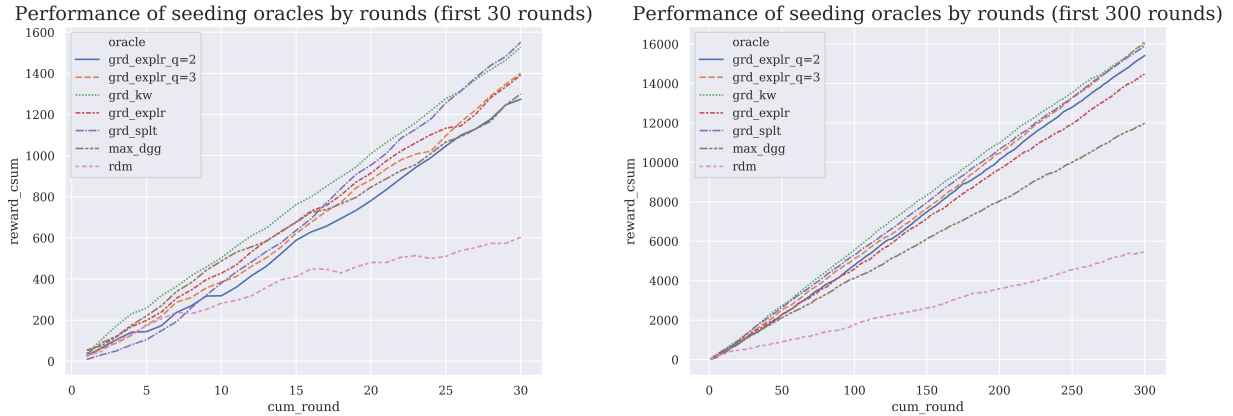


Figure 4 Cumulative reward by round (zoomed in first 30 rounds and first 300 rounds).

The results are summarized in Figure 3, 4 & 5. Each plot is produced by averaging over 5 independent simulations. As we can see from Figure 3, `grd_kw`, `grd_explr`, `grd_explr_q=2`, `grd_explr_q=3`, and `grd_splt` achieve similar performance over the first 1525 rounds, with `grd_explr_q=3` and `grd_splt` achieving slightly higher cumulative reward. Recall that `grd_kw` is the approximate-greedy oracle that knows the true influence probabilities. There is however only guarantee that with high probability, the approximate-greedy chooses a seed set that achieves a constant fraction of the reward of the optimal set in expectation. Thus it is possible that some other oracle chooses better seed sets than `grd_kw`. We also plot the distance between the learned theta and the true theta over epochs for `grd_splt`, `grd_explr`, and `grd_explr_q=2`, `grd_explr_q=3` in Figure 5. While the theta learned by `grd_explr`, `grd_explr_q=2`, and `grd_explr_q=3` gets very close to the true theta, the learning strategy utilized by `grd_splt` is stuck in a theta that is further away from the true theta. The fact that `grd_splt` performs slightly better than `grd_explr` and `grd_kw` indicates that there is a region around the true theta that lead to similar optimal rewards.

Also from Figure 5, we see that Algorithm 1 is able to learn a close θ representation within the initial few epochs. Note that the exploration rounds in each epoch in general generate much smaller reward compared to the exploitation rounds. Also, the bigger the q is, the faster the ratio between the number of exploration rounds and that of exploitation rounds in each epoch approaches zero. Given the fast convergence of learned θ_t to true θ , we expect the performance of Algorithm 2 with bigger q 's to be better compared to the base case with $q = 1$. This hypothesis is indeed verified by the superior results achieved by `grd_explr_q=2` and `grd_explr_q=3` as shown in Figure 3 & 4. In Figure 3, we see that the cumulative reward for `grd_explr_q=3` dominates those for `grd_explr_q=2` and `grd_explr` over the first 1525 rounds. This result confirms our hypothesis. Furthermore, in Figure 4, we observe that `grd_explr` performs better than `grd_explr_q=2` and `grd_explr_q=3` in the first

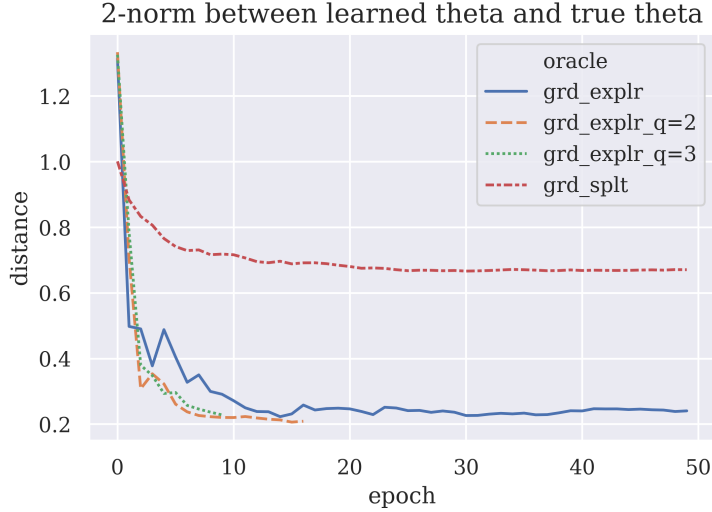


Figure 5 2-norm between true theta and learned theta.

30 rounds, but is dominated by them when more rounds are conducted (first 300 rounds). This is due to the fact that each exploration improves the estimated influence probabilities for exploitation but incurs cost at the same time. In the first few rounds, compared with `grd_explr`, `grd_explr_q=2` and `grd_explr_q=3` estimates the true θ less accurately due to having fewer explorations. In this case, the cost incurred by exploitation with a worse estimate θ_t is higher than that of exploration. Thus, `grd_explr_q=2` and `grd_explr_q=3` perform worse than `grd_explr`. However, when more explorations are conducted, θ_t is estimated more accurately so that exploration incurs significantly more cost than exploitation. As a result, `grd_explr_q=2` and `grd_explr_q=3` perform better than `grd_explr` in the long run. This conclusion supports our theoretical result in Theorem 4.

7. Conclusion

In this paper, we propose a novel information diffusion model that is aware of negative user opinions. Our linear threshold-based diffusion model is flexible enough to take into account individual user characteristics, while preserving monotonicity and submodularity. As a result, the greedy algorithm can be applied to achieve a $1 - 1/e - \epsilon$ approximation ratio for influence maximization. We further consider an online-learning problem in which the parameters of our diffusion model are initially unknown and need to be gradually learned through repeated rounds of negativity-aware influence maximization. Unlike existing works that assume the availability of edge-level observations, we conduct our analysis assuming only node-level feedback. We devise two learning algorithms that achieve scaled regrets in the order of $\mathcal{O}(1/\sqrt{T})$ and $\mathcal{O}(T^{-1+\epsilon})$, respectively, where T is the number of rounds, and ϵ can be arbitrarily small. We conduct numerical experiments to demonstrate the

potential of our learning algorithms in learning diffusion parameters and making increasingly better seed selections as time goes by.

There are several interesting future research problems. For example, with our current model, after a node is activated, the effect of incoming positive weights and that of incoming negative weights are symmetric in determining the sign of the activation. We can also explore an asymmetric model, where, the positive and negative influences are weighted differently. Another possible direction of research is to find a diffusion model that allows activated users to change their attitude, while preserving nice mathematical properties such as monotonicity and submodularity.

A. Appendix

LEMMA 3. *For any set of cardinality K and any edge weights p , let $S^*(p)$ be the optimal size- K seed set. Then the optimal expected reward $f(S^*(p), p)$ is continuous in p .*

Proof. First of all, for any fix seed set S , it is easy to see $f(S, p)$ is a continuous function with respect to p . Let $S^*(p_1)$ and $S^*(p_2)$ be the optimal size- K seed sets corresponding to edge weights p_1 and p_2 respectively. For p_1, p_2 arbitrary close, if $S^*(p_1) = S^*(p_2)$, then $|f(S^*(p_1), p_1) - f(S^*(p_2), p_2)|$ can be bounded by a number small enough since the two functions share the same seed sets and are continuous in the diffusion probability.

For $\delta > 0$ and p_1, p_2 such that $\|p_1 - p_2\| \leq \delta$, we consider the case where $S^*(p_1) \neq S^*(p_2)$. It is clear that $f(S^*(p_1), p_2) \leq f(S^*(p_2), p_2)$ and $f(S^*(p_2), p_1) \leq f(S^*(p_1), p_1)$. Without loss of generality, suppose $f(S^*(p_1), p_1) \geq f(S^*(p_2), p_2)$, then we obtain

$$f(S^*(p_1), p_1) \geq f(S^*(p_2), p_2) \geq f(S^*(p_1), p_2).$$

Again, for fixed seed set $S^*(p_1)$, by continuity of $f(S^*(p_1), p)$ in p , there exists $\epsilon > 0$ sufficient small such that

$$|f(S^*(p_1), p_1) - f(S^*(p_2), p_2)| \leq |f(S^*(p_1), p_1) - f(S^*(p_1), p_2)| \leq \epsilon.$$

This way we conclude that $f(S^*(p), p)$ is a continuous function with respect to p , which completes the proof. ■

Proof of Lemma 2: Denote $Y_t(v) := (y_t(v) - \bar{x}_t(v)^\top \theta^*) \bar{x}_t(v)$ for $t \geq 1$ and nodes $v \in \mathcal{V}$ (including the seed nodes). We first fix an ordering on the nodes $\pi : \mathcal{V} \rightarrow [N]$. Recall that, in round t , each node is associated with an activation time (step) $\iota_t(v) \in \{0, 1, \dots, \infty\}$, which induces a lexicographical ordering π_t on the nodes by $(\iota_t(v), \pi(v))$, that is, $\pi_t(u) < \pi_t(v)$ if (i) $\iota_t(u) < \iota_t(v)$ or (ii) $\iota_t(v) = \iota_t(v)$ and $\pi(u) < \pi(v)$. Denote the π_t -ordered nodes as v_1^t, \dots, v_N^t . We have the following observations.

- The process $Y_t(v_s)$ with lexicographical time index (t, s) , $t \geq 1$, $1 \leq s \leq N$, is a martingale difference sequence (MDS) with respect to the filtration $\mathcal{H}_{(t,s)} := \sigma\{\xi_{v_\tau} : (\tau, \nu) \leq_{\text{lex}} (t, s)\}$.

• For each $t \geq 1$, $K + 1 \leq s \leq N$ ($v_s \in \mathcal{V} \setminus S_t$), the “feature sum” $\bar{x}_t(v_s)$, $t \geq 1$, $s \geq K + 1$ is measurable with respect to $\mathcal{H}_{(t,s-1)}$.

By Theorem 1 in Abbasi-Yadkori et al. (2011), the following event \mathcal{F}' holds with probability $\geq 1 - \delta$:

$$\left\| \sum_{\tau=1}^t \sum_{v \in \mathcal{V} \setminus S_t} Y_\tau(v) \right\|_{M_t^{-1}} \leq \sqrt{2 \log \left(\frac{\det(M_t)^{1/2} \det(\lambda_I I)^{-1/2}}{\delta} \right)}, \text{ for all } t = 1, 2, \dots$$

Note that

$$\sum_{\tau=1}^t \sum_{v \in \mathcal{V} \setminus S_t} Y_\tau(v) = \sum_{\tau=1}^t \sum_{v \in \mathcal{V} \setminus S_t} y_\tau(v) \bar{x}_\tau(v) - \sum_{\tau=1}^t \sum_{v \in \mathcal{V} \setminus S_t} \bar{x}_\tau(v) \bar{x}_\tau(v)^\top \theta^* = r_t - (M_t - \lambda_I I) \theta^*.$$

Therefore,

$$\|\theta_t - \theta^*\|_{M_t} = \|M_t^{-1} r_t - \theta^*\|_{M_t} = \|r_t - M_t \theta^*\|_{M_t^{-1}} = \left\| \sum_{\tau=1}^t \sum_{v \in \mathcal{V} \setminus S_t} Y_\tau(v) - \lambda_I \theta^* \right\|_{M_t^{-1}}.$$

The trace of M_t , where $t + 1 \in \mathcal{T}_m^c$, can be bounded as follows (notice that $m(m + 1)/2 \leq T$ implies $m \leq \sqrt{2T}$):

$$\text{trace}(M_t) \leq \text{trace}(\lambda_I I) + \sum_{k=1}^m \sum_{\tau \in \mathcal{T}_k} \sum_{v \in \mathcal{V} \setminus S_\tau} \|\bar{x}_\tau(v)\|^2 \leq d\lambda_I + md + \frac{m(m+1)N_k}{2} \leq d\lambda + d\sqrt{2T} + \frac{TN_k}{2}.$$

By the trace-determinant inequality (e.g., first inequality on page 15 of Abbasi-Yadkori et al. (2011)), we have

$$\det(M_t) \leq \left(\frac{\text{trace}(M_t)}{d} \right)^d \leq \left(\lambda_I + \sqrt{2T} + \frac{TN_K}{2} \right)^d.$$

Hence, conditioning on \mathcal{F}' , we have, for all $t = 1, 2, \dots$,

$$\begin{aligned} \|\theta_t - \theta^*\|_{M_t} &= \left\| \sum_{\tau=1}^t \sum_{v \in \mathcal{V} \setminus S_t} Y_\tau(v) - \lambda_I \theta^* \right\|_{M_t^{-1}} \\ &\leq \left\| \sum_{\tau=1}^t \sum_{v \in \mathcal{V} \setminus S_t} Y_\tau(v) \right\|_{M_t^{-1}} + \lambda_I \|\theta^*\|_{M_t^{-1}} \\ &\leq \sqrt{\log(\det(M_t) \det(\lambda_I I)) + 2 \log \left(\frac{1}{\delta} \right)} + \lambda_I \|\theta^*\|_{M_t^{-1}} \\ &\leq \sqrt{d \log \left(1 + \frac{\sqrt{2T}}{\lambda_I} + \frac{TN_K}{2\lambda_I} \right) + 2 \log \left(\frac{1}{\delta} \right)} + \sqrt{\lambda_I} \|\theta^*\|. \end{aligned}$$

Therefore, $\mathcal{F}' \subseteq \mathcal{F}$, $\mathbb{P}[\mathcal{F}] \geq \mathbb{P}[\mathcal{F}'] \geq 1 - \delta$. ■

References

- Abbasi-Yadkori Y, Pál D, Szepesvári C (2011) Improved algorithms for linear stochastic bandits. *Advances in Neural Information Processing Systems*, 2312–2320.
- Allagui I, Kuebler J (2011) The arab spring and the role of icts— introduction. *International Journal of Communication* 5:8.
- Chen W, Collins A, Cummings R, Ke T, Liu Z, Rincon D, Sun X, Wang Y, Wei W, Yuan Y (2011) Influence maximization in social networks when negative opinions may emerge and propagate. *Proceedings of the 2011 siam international conference on data mining*, 379–390 (SIAM).
- Chen W, Wang Y, Yuan Y (2014) Combinatorial multi-armed bandit and its extension to probabilistically triggered arms. *CoRR* abs/1407.8339, URL <http://arxiv.org/abs/1407.8339>.
- Chu W, Li L, Reyzin L, Schapire R (2011) Contextual bandits with linear payoff functions. *Proceedings of the Fourteenth International Conference on Artificial Intelligence and Statistics*, 208–214.
- Galhotra S, Arora A, Roy S (2016) Holistic influence maximization: Combining scalability and efficiency with opinion-aware models. *Proceedings of the 2016 International Conference on Management of Data*, 743–758, SIGMOD '16 (New York, NY, USA: ACM), ISBN 978-1-4503-3531-7, URL <http://dx.doi.org/10.1145/2882903.2882929>.
- Gorbatch A (2016) 7 epic social media marketing fails (and how not to become the next one). <https://awario.com/blog/7-epic-social-media-marketing-fails-not-become-next-one/>.
- Grover A, Leskovec J (2016) node2vec: Scalable feature learning for networks. *CoRR* abs/1607.00653, URL <http://arxiv.org/abs/1607.00653>.
- Huang C (2011) Facebook and twitter key to arab spring uprisings: report. *The National*, volume 6, 2–3.
- Kempe D, Kleinberg J, Tardos É (2003) Maximizing the spread of influence through a social network. *Proceedings of the ninth ACM SIGKDD international conference on Knowledge discovery and data mining*, 137–146 (ACM).
- Lei S, Maniu S, Mo L, Cheng R, Senellart P (2015) Online influence maximization. *Proceedings of the 21th ACM SIGKDD International Conference on Knowledge Discovery and Data Mining*, 645–654, KDD '15 (New York, NY, USA: ACM), ISBN 978-1-4503-3664-2, URL <http://dx.doi.org/10.1145/2783258.2783271>.
- Leskovec J, Krevl A (2014) SNAP Datasets: Stanford large network dataset collection. <http://snap.stanford.edu/data>.
- Nazemian A, Taghiyareh F (2012) Influence maximization in independent cascade model with positive and negative word of mouth. *6th International Symposium on Telecommunications (IST)*, 854–860, URL <http://dx.doi.org/10.1109/ISTEL.2012.6483105>.

-
- Nemhauser GL, Wolsey LA, Fisher ML (1978) An analysis of approximations for maximizing submodular set functions i. *Mathematical Programming* 14(1):265–294, ISSN 1436-4646, URL <http://dx.doi.org/10.1007/BF01588971>.
- Saritaç O, Karakurt A, Tekin C (2016) Online contextual influence maximization in social networks. *2016 54th Annual Allerton Conference on Communication, Control, and Computing (Allerton)*, 1204–1211, URL <http://dx.doi.org/10.1109/ALLERTON.2016.7852372>.
- Stich L, Golla G, Nanopoulos A (2014) Modelling the spread of negative word-of-mouth in online social networks. *Journal of Decision Systems* 23(2):203–221, URL <http://dx.doi.org/10.1080/12460125.2014.886494>.
- Tang Y, Xiao X, Shi Y (2014) Influence maximization: Near-optimal time complexity meets practical efficiency. *Proceedings of the 2014 ACM SIGMOD international conference on Management of data*, 75–86 (ACM).
- Vaswani S, Kveton B, Wen Z, Ghavamzadeh M, Lakshmanan LVS, Schmidt M (2017) Diffusion independent semi-bandit influence maximization. *CoRR* abs/1703.00557, URL <http://arxiv.org/abs/1703.00557>.
- Vaswani S, Lakshmanan L, Schmidt M, et al. (2015) Influence maximization with bandits. *arXiv preprint arXiv:1503.00024* .
- Vaswani S, Lakshmanan LVS (2015) Influence maximization with bandits. *CoRR* abs/1503.00024, URL <http://arxiv.org/abs/1503.00024>.
- Vergeer M, Hermans L, Sams S (2013) Online social networks and micro-blogging in political campaigning: The exploration of a new campaign tool and a new campaign style. *Party politics* 19(3):477–501.
- Wen Z, Kveton B, Valko M, Vaswani S (2017a) Online influence maximization under independent cascade model with semi-bandit feedback. *Advances in neural information processing systems*, 3022–3032.
- Wen Z, Kveton B, Valko M, Vaswani S (2017b) Online influence maximization under independent cascade model with semi-bandit feedback. Guyon I, Luxburg UV, Bengio S, Wallach H, Fergus R, Vishwanathan S, Garnett R, eds., *Advances in Neural Information Processing Systems 30*, 3022–3032 (Curran Associates, Inc.), URL <http://papers.nips.cc/paper/6895-online-influence-maximization-under-independent-cascade-model-with-semi-bandit-feedback.pdf>.
- Wilkinson JH (1965) *The algebraic eigenvalue problem*, volume 662 (Oxford Clarendon).
- Zhang H, Dinh TN, Thai MT (2013) Maximizing the spread of positive influence in online social networks. *2013 IEEE 33rd International Conference on Distributed Computing Systems*, 317–326, ISSN 1063-6927, URL <http://dx.doi.org/10.1109/ICDCS.2013.37>.