

Non-parametric Probabilistic Load Flow using Gaussian Process Learning

Parikshit Pareek, Chuan Wang and Hung D. Nguyen*

School of Electrical and Electronic Engineering
Nanyang Technological University, Singapore - 639798
pare0001, chuan002, hungtd@ntu.edu.sg

* Corresponding Author

Abstract—In this paper, we propose a non-parametric probabilistic load flow (NP-PLF) technique based on Gaussian process (GP) learning. The technique can provide “*semi-explicit*” power flow solutions by implementing learning step and testing step. The proposed NP-PLF leverages upon GP upper confidence bound (GP-UCB) sampling algorithm. The salient features of this NP-PLF method are: i) applicable for power flow problem having power injection uncertainty with unknown class of distribution; ii) providing probabilistic learning bound (PLB) provides control over the error and convergence; iii) capable of handling intermittent distributed generation as well as load uncertainties; and iv) applicable to both balanced and unbalanced power flow with different type and size of systems. The simulation results performed on IEEE 30-bus and IEEE 118-bus system show that the proposed method is able to learn the state variable function in the input subspace using a small number of training samples. Further, the testing with different distributions indicates that more complete statistical information can be obtained for the probabilistic power flow problem.

I. INTRODUCTION

Power flow plays an important role in analyzing power system operation status. Various deterministic power flow models are widely used to ensure system’s operational reliability and security. When using a set of known data in a deterministic manner, the system’s state parameters can be fully obtained. However, with the increasing integration of renewable sources, such as wind power and photovoltaic (PV) energy, the generation parts of electrical systems may face different scenarios [1]. On the other hand, there is also uncertainty in the load demand side, such as the impact of electric vehicles. Thus, new power flow algorithms considering uncertainties in the power system are needed.

Probabilistic load flow (PLF) was first proposed in [2] considering the impact of the input variables with known uncertainty distribution characteristics. The PLF approach can provide the probability density functions (PDFs) of the output values like power flow and nodal voltages. In literature, the methods that have been applied to solve the PLF problem can be divided largely based on the type of tools employed, i.e., numerical methods and analytical methods [3]. One of the most widely used numerical methods is Monte-Carlo simulation (MCS) which enters randomly generated variables to calculate the corresponding output by a large number of repetitive power flow calculations [4], [5]. Although MCS captures the non-linearity of power flow equations in totality, it needs a large number of iterations which will lead to a high computational cost and time. Further, many questions like how

many points are sufficient and what can be the maximum error for any new point, cannot be answered using pure numerical approaches.

The other class, analytical methods in PLF, is mainly a statistical approach that aims to obtain the results of some special moments or the mean, variance, and PDFs for the state and output variables [1]. Among them, convolution techniques follow mathematical assumptions in order to simplify the power flow problem [6]. But these methods are not applicable to complex problems, such as AC power flow in unbalanced power distribution systems [7]. Further, for preserving power flow equations non-linearity, a set of deliberated operating conditions are used in point estimate methods [8]. However, their accuracy is low in estimating high order moments of probability distributions, especially for complex systems with many inputs [9]. The third analytical method is approximation expansions based on cumulants [10]. It is designed to obtain the cumulants of outputs from the cumulants of inputs through a simple mathematical process. These analytical methods can indeed reduce the computational costs, however, the suffers main drawbacks like: 1) requirement of model simplifications and adjustment of parameters, essentially losing information of tails of PDFs, etc.; 2) need of linearizing power flow equations for a specific operating condition. With the high penetration of distributed energy resources, their accuracy will decline due to ignoring non-linearity [9]. Further, analytical methods are parametric in nature and work on a fixed, specific class of uncertainty distribution only. Essentially, the numerical methods capture non-linearity but are slow while analytical methods need approximations leading to lower accuracy.

While most existing methods are parametric as they require input uncertainty descriptions, this paper, on the other hand, presents a non-parametric probabilistic load flow (NP-PLF) method using Gaussian process regression. The proposed method deals with two inherent difficulties faced in obtaining PLF solutions: i) the non-linearity of the power flow equation set, and ii) lack of statistical information about uncertainty and complexity in modeling PDFs. We develop probabilistic learning bound (PLB) using regret bounds of the so-called GP-UCB sampling algorithm. Here, the learning step of proposed NP-PLF works without any PDF of input uncertainty and testing step allows obtaining the state and output variables (e.g., nodal voltages) for any class and type input uncertainty distribution. This two-step method makes the proposed approach semi-explicit in terms of the form of the power flow solution,

while conventional numerical methods are implicit. The PLB provides control over the desired accuracy and confidence level of learning. The method can also serve as a multi-dimensional continuation power flow (CPF) to estimate the power-voltage curve with a given confidence level.

The main contributions of the paper are as follows.

- 1) A novel non-parametric probabilistic load flow (NP-PLF) method, which handles the uncertain power injections. The method is generic as it does not reply on the class of uncertainty distribution. It is fast and captures the non-linearity of power flow equations. The learning step provides a semi-explicit form of power flow solutions, while the testing step can provide statistical information for the PLF solution.
- 2) Development of probabilistic learning bound (PLB) for the power flow solution by GP learning and GP-UCB sampling. This PLB can serve as a convergence criterion for the algorithm used in the learning step.

II. BACKGROUND

In this section, we introduce GP regression and GP-UCB algorithm for sampling training points for GP learning bounded by regret bounds.

A. GP Regression

Gaussian process is the backbone of Bayesian optimization paradigms. The analogy extension of the multivariate Gaussian function and interpretation of GP as a distribution over random functions [11] is intuitive and very useful as a non-parametric method, for modeling PDFs over functions. In power systems, various forecasting applications for wind power [12], [13], solar power [14], and electricity demand [15] used GP. Other than these forecasting works, the idea of using GP to learn the dynamics and stability index behavior has been explored recently in [16], [17].

A general GP regression, with a training data set $\mathcal{D} = \{\mathbf{x}^{(i)}, \hat{y}(\mathbf{x}^{(i)})\}_{i=1}^N$ where $\hat{y}(\mathbf{x}^{(i)})$ is the measured function value at input $\mathbf{x}^{(i)} \in \mathbb{R}^n$ at the i -th step, is given as [11]:

$$\hat{y}(\mathbf{x}^{(i)}) = y(\mathbf{x}^{(i)}) + \varepsilon^{(i)}, \quad i = 1 \dots N. \quad (1)$$

In probabilistic load flow problem, \mathbf{x} can represent uncertain power injections such as those from intermittent renewable sources, and $\hat{y}(\mathbf{x})$ refers to the voltage numerical solution corresponding to a point of \mathbf{x} . In (1), $\varepsilon^{(i)}$ are independent and identically distributed noise variable with zero-mean, σ_n standard deviation normal distribution. The kernel functions $k(\mathbf{x}, \mathbf{x}')$ incorporate our comprehension of unknown function into GP. Following the extension of Bayesian rule [11], analytic formula set for posterior distribution for (2) will be

$$\mu_N(\mathbf{x}) = k_N(\mathbf{x})^T A^{-1} q_N \quad (2a)$$

$$k_N(\mathbf{x}, \mathbf{x}') = k(\mathbf{x}, \mathbf{x}') - k_N(\mathbf{x})^T A^{-1} k_N(\mathbf{x}') \quad (2b)$$

$$\sigma_N^2(\mathbf{x}) = k_N(\mathbf{x}, \mathbf{x}) \quad (2c)$$

Here, $A = K_N + \sigma_n^2 I$, $\mu_N(\mathbf{x})$ is the mean, $k_N(\mathbf{x}, \mathbf{x}')$ is the covariance, and variance is given as $\sigma_N^2(\mathbf{x})$. The \mathbf{x}

and \mathbf{x}' are two sample operating points. The $k_N(\mathbf{x}) = [k(\mathbf{x}^{(1)}, \mathbf{x}), \dots, k(\mathbf{x}^{(N)}, \mathbf{x})]$ and $K_N = [k(\mathbf{x}, \mathbf{x}')]$. In this work, we use the squared exponential kernel function with zero mean and unit characteristic length.

B. GP-UCB

Sampling schemes play an important role in learning. This paper relies upon the GP-UCB widely used in Bayesian optimization paradigm [18]. The target is to obtain the mean $\mu(\mathbf{x})$ for function $y(\mathbf{x})$ with least standard deviation $\sigma(\mathbf{x})$ and probability at least $1 - \delta$ with $\delta \in (0, 1)$. A joint function for multi-objective balance between exploration and exploitation is opted for obtaining next input point $\mathbf{x}^{(i)}$. With β_i taken independent of state vector and \mathcal{S} being uncertain input subspace, the sampling strategy will be:

$$\mathbf{x}^{(i)} = \underset{\mathbf{x}^{(i)} \in \mathcal{S}}{\operatorname{argmax}} \left\{ \mu_i(\mathbf{x}) + \sqrt{\beta_{i+1}} \sigma_i(\mathbf{x}) \right\}. \quad (3)$$

Intuitively, (3) means that sampled input point will be the one where weighted sum, $\mu_i(\mathbf{x}) + \beta_{i+1}^{1/2} \sigma_i(\mathbf{x})$, of mean and variance is maximum. Interested readers can refer to [18] for more detail of this sampling strategy and *GP-UCB*.

III. NON-PARAMETRIC PROBABILISTIC LOAD FLOW (NP-PLF)

In this section, we present the proposed NP-PLF algorithm with the result of a probabilistic guarantee on bounds of power flow solution. First, we present the generic power flow formulation and inverse power flow analogy for obtaining uncertain state vector corresponding to uncertain input.

The AC power flow equations are nonlinear in the nodal voltages, and can be expressed as:

$$\mathbf{x} = h(\mathbf{y}) \quad (4)$$

where the random input vector \mathbf{y} includes active and reactive power injections at buses. The state random vector including node voltage magnitude \mathbf{V} and angle θ is indicated as \mathbf{x} . We assume that the network structure is unchanged for power flow studies without contingencies.

Now, we want to learn a node voltage $V_i \in \mathbf{y}$ against variations in the input of power injections. In other words, we want to learn the behavior of V_i in uncertain input subspace \mathcal{S} of the power injections. To learn the voltage solution as a function of the random power injections, we need to learn the inverse power flow function $\mathbf{y} = h(\mathbf{x})$ from (4). This inverse function in the load flow context becomes

$$\mathbf{V} = f(\mathbf{S}) \quad (5)$$

where $f(\cdot) \equiv h^{-1}(\cdot)$.

Here, we assume that power flow is solvable in the considered space of random power injections $\mathbf{S} \in \mathcal{S}$. Therefore, the inverse power flow is well-defined. Once the voltage solution is known, other network quantities such as branch flows or power loss can be calculated.

We can say that i -th nodal voltage magnitude is a function of random variable \mathbf{x} representing the random power injections,

inside an input subspace \mathcal{S} as $V_i = f(\mathbf{x})$, $\mathbf{x} \in \mathcal{S}$. As the power flow equation set $h(\cdot)$ are nonlinear, their inverse functions are not easy to characterize. Further, this inverse non-linearity is a major bottleneck in solving PLF using parametric methods. More importantly, any individual state variable will also get affected by complete set of nonlinear equation $f(\mathbf{x})$. Therefore, the uncertainty propagation requires various approximations and complex formulations [19], [20]. To deal with this, we present the main result on GP based NP-PLF below.

A. Main Result

Following the analogy presented in (1), the Newton-Rapson load flow (NRLF) solution obtained for input sample $\mathbf{x}^{(i)}$ can be interpreted as $\hat{y}^{(i)}$ containing $f(\mathbf{x}^{(i)})$ with numerical computation noise as:

$$\hat{y}^{(i)} = f(\mathbf{x}^{(i)}) + \varepsilon. \quad (6)$$

Based upon (6), using the GP learning (2), the posterior distribution parameters $\mu(\mathbf{x})$ and $\sigma(\mathbf{x})$ are obtained. Further, a straight forward method would be to keep obtaining more and more training samples \hat{y} and keep updating the posterior distribution parameters. This approach has some major difficulties. This method does not provide any bound on the possible uncertainty of posterior distribution. Using this method we have no criteria to stop learning and it will have the same issue as MCS with the question: *How many points are sufficient for learning?*

1) *NP-PLF Learning*: To overcome these difficulties, we present the probabilistic learning bound (PLB). The PLB define a range within which the target state variable y will remain with the given probability. Now, based on GP-UCB regret bound [18], we present the PLB for any general random state variable $y = f(\mathbf{x})$ (e.g., $V_i = f(\mathbf{S})$ (5)) in the uncertain state subspace $\mathbf{x} \in \mathcal{S}$.

Theorem 1. *For a given $\delta \in (0, 1)$, for any uncertain power system input vector \mathbf{x} , the inverse power flow solution function $f(\mathbf{x})$ will be bounded with probability $1 - \delta$ as*

$$\mu_N(\mathbf{x}) - \xi_{max} \leq f(\mathbf{x}) \leq \mu_N(\mathbf{x}) + \xi_{max} \quad (7)$$

where $\xi_{max} = \max_{\mathbf{x} \in \mathcal{S}} \{ \sqrt{\beta_{N+1}} \sigma_N(\mathbf{x}) \}$ is PLB, and \mathbf{x} lies in the uncertain state subspace \mathcal{S} .

Proof. The proof follows Theorem 6 in [18] and Theorem 1 in [16]. The result on regret bound, after N GP-UCB sampling points for training, provides the relation as [18]:

$$|f(\mathbf{x}) - \mu_N(\mathbf{x})| \leq \sqrt{\beta_{N+1}} \sigma_N(\mathbf{x}), \quad \forall \mathbf{x} \in \mathcal{S}. \quad (8)$$

Upon opening the modules, we obtain upper and lower bounds as a function of \mathbf{x} . Applying the maximum operator over the regret bound obtained after N sampling iterations of GP-UCB, $\xi = \sqrt{\beta_{N+1}} \sigma_N(\mathbf{x})$, we obtain the PLB (7). \square

Theorem 1 provides a probabilistic guarantee for bounds of power flow solution. Further, the probabilistic learning bound ξ_{max} can serve as convergence criteria for the NP-PLF

Algorithm 1 NP-PLF

Input: \mathcal{S} , $\mathcal{X} \in \mathbb{R}^n$, δ , ξ_{max} , μ_o , σ_o , $k(\mathbf{x}, \mathbf{x}')$, $\mathbf{x}^{(1)}$, $\hat{y}(\mathbf{x}^{(1)})$
Output: $\mathbf{x}^{(i)}$, $\hat{y}(\mathbf{x}^{(i)})$, $\mu_i(\mathbf{x})$, $\sigma_i(\mathbf{x})$, β_{i+1} ; $i \in \{1, \dots, N\}$

```

while ( $\max_{\mathbf{x} \in \mathcal{S}} \{ \sqrt{\beta_{i+1}} \sigma_i(\mathbf{x}) \} \leq \xi_{max}$ ) do
  Select  $\mathbf{x}^{(i)} = \arg\max_{\mathbf{x} \in \mathcal{S}} \mu_i(\mathbf{x}) + \sqrt{\beta_{i+1}} \sigma_i(\mathbf{x})$ 
  if  $\mathbf{x}^{(i)} \in \mathcal{X}$  then
    Select randomly  $\mathbf{x}^{(i)}$ 
  end if
  Sample  $\hat{y}(\mathbf{x}^{(i)}) = f(\mathbf{x}^{(i)}) + \varepsilon$  from (4) by NRLF
  Update  $\mu_i(\mathbf{x})$  and  $\sigma_i(\mathbf{x})$  from (2)
  Update  $\mathcal{X} = \mathcal{X} \cup \mathbf{x}^{(i)}$ 
  Update  $\beta_{i+1} = 2\|f\|_k^2 + 300\gamma_N \ln^3(i/\delta)$ 
  Update  $i = i + 1$ 
end while

```

algorithm. The NP-PLF algorithm designed based on Theorem 1 is given as Algorithm 1. $\|f\|_k$ indicate reproducing kernel Hilbert space (RKHS) norm while γ_N is constant [16].

Remark. *The proposed NP-PLF does not require any specific PDF of input variable \mathbf{x} . However, it can be seen as working with uniform probability distribution where every value in rectangular region, $\mathcal{S} = \{\mathbf{x} | \mathbf{x}^{min} \leq \mathbf{x} \leq \mathbf{x}^{max}\}$, has same probability of occurrence.*

2) *NP-PLF Testing*: In this step, once the Algorithm 1 converges, the state variable y can be obtain for distribution of test points using \mathbf{x}' in (2). This means that for obtaining a probabilistic distribution of state variable against any input PDF, we use input PDF as test points over the output of the Algorithm 1, $\mu_N(\mathbf{x})$ and $\sigma_N(\mathbf{x})$. Further, from Theorem 1, the state PDF will be bounded by error ξ_{max} with probability $1 - \delta$. Therefore, the testing step can be performed for any class of probability distribution.

Note that the CPF attempts to trace the $P - V$ curve by increasing the load, generally in one dimension [21]. The proposed method can learn the voltage variation curve in multiple dimensions as $\mathbf{x} \in \mathbb{R}^n$. Therefore, Algorithm 1 can also be interpreted as a GP based CPF method. Nevertheless, it still suffers from the same issue of Jacobian ill-conditioning near the critical point [22]–[25].

Another important point is that Algorithm 1 can work in parallel to learn many state variables simultaneously. Each such effort will sample points to learn the particular y using GP-UCB (3) in parallel execution. Nevertheless, Multi-linear Gaussian Processes (MLGP) [26] can also be used to learn several variables simultaneously with Algorithm 1.

IV. RESULTS AND DISCUSSION

At first, we consider a situation when the renewable generator is in place of the conventional generator into IEEE 30-Bus system [27]. Later, the load uncertainties are considered in 30-Bus and 118-Bus systems [27] at different buses. The biggest challenge in PLF involves the difficulty in modeling and obtaining the statistical distribution of random power generation variable, more so in case of solar power. Therefore, for the NP-

TABLE I
AVERAGE PERCENTAGE RELATIVE ERROR IN NP-PLF SOLUTION

Uncertainty Renewable Generator	Variable	$\% \varepsilon_v$	N	Time (sec.)
P_{g3}	$ V_{21} $	0.0014	8	2.15
At bus 22	$ V_{24} $	0.0001	7	1.39
P_{g4}	$ V_{25} $	0.0082	7	1.66
At bus 27	$ V_{28} $	0.0055	8	1.88
P_{g5}	$ V_{15} $	0.0006	13	2.92
At bus 13	$ V_{24} $	0.0049	7	1.89

PLF learning stage, we consider uniform distribution between zero to the maximum limit. However, other distributions can be considered in a similar way. In the table I, number of training samples (N) required, to achieve $\xi_{max} \leq 1\%$ with probability ≥ 0.99 , is given with computation time.

It is clear from table I that for various cases the proposed NP-PLF has been able to achieve the higher accuracy results in very less time when compared to the MCS method. Further, the figure 1 shows the voltage variation obtained as semi-explicit from learning algorithm 1 for one dimensional input subspace. The curve also indicates that learning regret is higher at locations where training samples are not obtained. Thus, regret bound region can further be decreased using more samples, especially with a higher value of P_{g4} . Most importantly, upon completion of the NP-PLF learning stage, the complete $P-V$ is obtained. The average percentage relative error index $\% \varepsilon_v$, is defined as [7]:

$$\% \varepsilon_v = \frac{\sum_{k=1}^{N_s} \left| \frac{V_k^{MCS} - V_k^{GP}}{V_k^{MCS}} \right|}{N_s} \times 100 \quad (9)$$

As mentioned before, the proposed NP-PLF method can work with any class of distribution through testing phase. The figure 2 and figure 3 are obtain by varying the P_{g4} with normal and gamma distribution respectively. The comparison between histograms obtained using MCS and proposed NP-PLF method validates that proposed method can calculate any statistical features of PLF for any type of input distribution. Here, in 2, the distribution is one sided because the $|V_{25}|_{max} = 99.02kV$ as indicative in the figure 1. The maximum number of samples in P_{g4} is around the mean which leads to voltage near maximum value. Thus in one sided distribution, maximum samples comes near $|V_{25}|_{max}$ making the shape in figure 2.

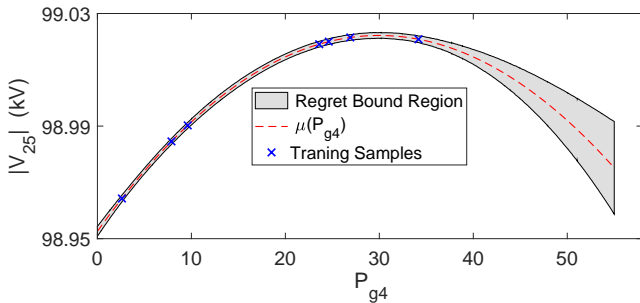


Fig. 1. $|V_{25}|$ as a function of uncertain renewable power injection (P_{g4}) at node 27 having uniform distribution between zero to 55 MW

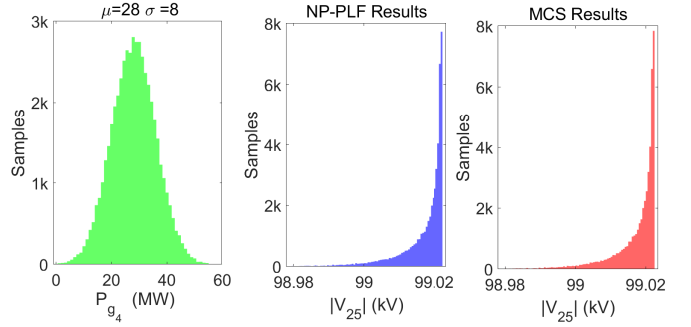


Fig. 2. Histogram for $|V_{25}|$ with uncertain P_{g4} at node 27 having normal distribution using proposed NP-PLF and MCS method (50000 samples). Error result is in Table I.

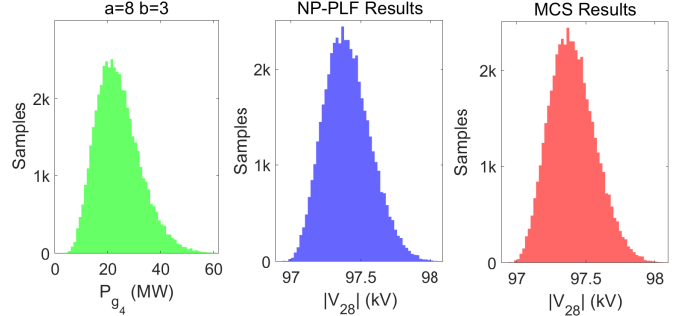


Fig. 3. Histogram for $|V_{28}|$ with uncertain P_{g4} at node 27 having gamma distribution (shape parameter a=8 and scale parameter b=3) using proposed NP-PLF and MCS method (50000 samples). Error result is in Table I

For indicating the effect of load variation, different node voltage magnitudes are expressed in semi-explicit form using the learning step and shown in figure 4. As indicated, the $|V_{30}|$ gets affected maximum with variations in load demand at node 30 while as we move away, the effect decreases largely. Yet, it is clear that the proposed method has been able to record complete non-linearity of power flow equations and effect on all node voltages. The table II shows the ξ_{max} values with N indicating on accuracy and speed of the proposed method.

The proposed method can learn any state variable in any $n - dimensional$ input subspace. The figure 5 shows $|V_{75}|$ variation in 2 - dimensional, $P_{d75} - Q_{d75}$ space. It is important to understand that for this learning, MCS would require very large number of points while proposed method has been able to do this with vary less points. The figure 5 is drawn with $\xi_{max} \leq 1\%$ and probability ≥ 0.99 .

Regarding time consumption, the GPML toolbox [28] with MATLAB 2018b on PC having Intel Xeon E5-1630v4 (3.70 GHz clock, 16.0 GB of RAM) is used for simulations. The time consumption increases with increment in the input subspace size. For larger problems, works on approximation methods (chapter 8 [11]), sparse GP [29] can be used for future works. Also, the proposed NP-PLF is divided into stages

TABLE II
RESULTS CORRESPONDING TO NP-PLF SOLUTION SHOWN IN FIGURE 4

Variable	$\xi_{max}(kV)$	N	Time (sec.)
$ V_{30} $	0.0784	10	2.35
$ V_{29} $	0.0308	15	3.54
$ V_{28} $	0.0443	8	1.89
$ V_{26} $	0.0200	8	1.90

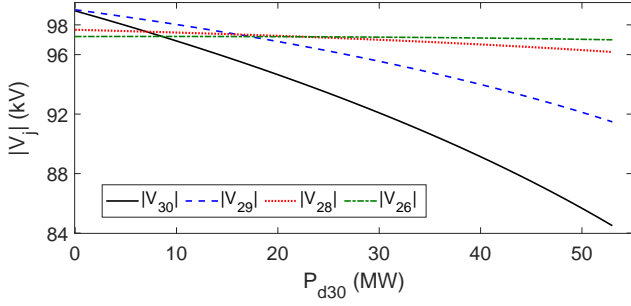


Fig. 4. $|V_j|$ as a function uncertain P_{d30} in 30-Bus system

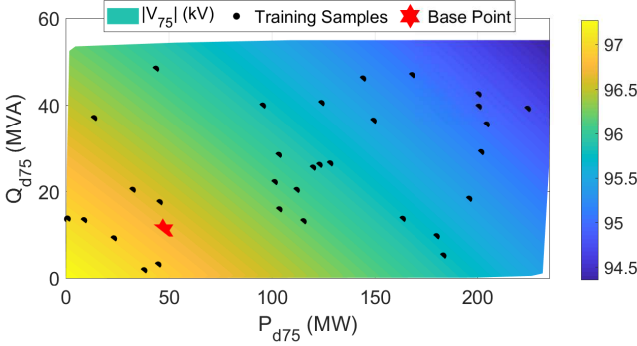


Fig. 5. $|V_{75}|$ as a function of uncertain S_{d30} in 118-Bus system

where the learning stage can be done offline improving the overall computational performance. Testing is very less time consuming and 50000 points takes 0.073563 seconds only to test in Figure 3.

V. CONCLUSION

In this paper, a novel non-parametric probabilistic load flow (NP-PLF) is presented to estimate the nodal voltages for uncertain power injections. The proposed method consists of two steps. The learning step has been built on GP regression and voltage solution has been learned as a function of random power injections providing a "semi-explicit" form with probabilistic learning bound (PLB). Then, the testing step has shown to approach the final voltage distribution, in terms of inverse power flow solutions, for any class of power injection uncertainty distribution. The proposed algorithm was tested in IEEE 30-bus and IEEE 118-bus systems. The simulation results prove that the NP-PLF method is able to obtain statistical information using very few sampling points. Also, the relative error index is sufficiently small, while the computational time consumption is less compared with the traditional MCS method. Future works involve the development of multiple applications based on the semi-explicit learning method developed in this work.

ACKNOWLEDGEMENT

Parikshit Pareek, Wang Chuan, and Hung D. Nguyen are supported by NTU SUG, MOE, EMA and NRF fundings.

REFERENCES

- [1] A. M. L. da Silva and A. M. de Castro, "Risk assessment in probabilistic load flow via monte carlo simulation and cross-entropy method," *IEEE Trans. on Power Systems*, vol. 34, no. 2, pp. 1193–1202, 2018.
- [2] B. Borkowska, "Probabilistic load flow," *IEEE Trans. on Power Apparatus and Systems*, no. 3, pp. 752–759, 1974.
- [3] R. Allan, A. L. Da Silva, and R. Burchett, "Evaluation methods and accuracy in probabilistic load flow solutions," *IEEE Trans. on Power Apparatus and Systems*, no. 5, pp. 2539–2546, 1981.
- [4] Z. Zhang, H. D. Nguyen, K. Turitsyn, and L. Daniel, "Probabilistic power flow computation via low-rank and sparse tensor recovery," *arXiv preprint arXiv:1508.02489*, 2015.
- [5] G. E. Constante-Flores and M. S. Illindala, "Data-driven probabilistic power flow analysis for a distribution system with renewable energy sources using monte carlo simulation," *IEEE Trans. on Industry Applications*, vol. 55, no. 1, pp. 174–181, 2018.
- [6] N. Hatziaargyriou, T. Karakatsanis, and M. Papadopoulos, "Probabilistic load flow in distribution systems containing dispersed wind power generation," *IEEE Trans. on Power Systems*, vol. 8, no. 1, pp. 159–165, 1993.
- [7] H. Nosratabadi, M. Mohammadi, and A. Kargarian, "Nonparametric probabilistic unbalanced power flow with adaptive kernel density estimator," *IEEE Trans. on Smart Grid*, vol. 10, no. 3, pp. 3292–3300, 2018.
- [8] J. M. Morales and J. Perez-Ruiz, "Point estimate schemes to solve the probabilistic power flow," *IEEE Trans. on power systems*, vol. 22, no. 4, pp. 1594–1601, 2007.
- [9] C. Liu, K. Sun, B. Wang, and W. Ju, "Probabilistic power flow analysis using multidimensional holomorphic embedding and generalized cumulants," *IEEE Trans. on Power Systems*, vol. 33, no. 6, pp. 7132–7142, 2018.
- [10] P. Zhang and S. T. Lee, "Probabilistic load flow computation using the method of combined cumulants and gram-charlier expansion," *IEEE Trans. on power systems*, vol. 19, no. 1, pp. 676–682, 2004.
- [11] C. K. Williams and C. E. Rasmussen, *Gaussian processes for machine learning*. MIT press Cambridge, MA, 2006, vol. 2, no. 3.
- [12] D. Lee and R. Baldick, "Short-term wind power ensemble prediction based on gaussian processes and neural networks," *IEEE Trans. on Smart Grid*, vol. 5, no. 1, pp. 501–510, 2013.
- [13] J. Yan, K. Li, E.-W. Bai, J. Deng, and A. M. Foley, "Hybrid probabilistic wind power forecasting using temporally local gaussian process," *IEEE Trans. on Sustainable Energy*, vol. 7, no. 1, pp. 87–95, 2015.
- [14] H. Sheng, J. Xiao, Y. Cheng, Q. Ni, and S. Wang, "Short-term solar power forecasting based on weighted gaussian process regression," *IEEE Trans. on Industrial Electronics*, vol. 65, no. 1, pp. 300–308, 2017.
- [15] D. W. van der Meer, M. Shepero, A. Svensson, J. Widén, and J. Munkhammar, "Probabilistic forecasting of electricity consumption, photovoltaic power generation and net demand of an individual building using gaussian processes," *Applied energy*, vol. 213, pp. 195–207, 2018.
- [16] C. Zhai and H. D. Nguyen, "Region of attraction for power systems using gaussian process and converse lyapunov function—part i: Theoretical framework and off-line study," *arXiv preprint arXiv:1906.03590*, 2019.
- [17] P. Pareek and H. D. Nguyen, "Probabilistic robust small-signal stability framework using gaussian process learning," *arXiv preprint arXiv:1910.01588*, 2019.
- [18] N. Srinivas, A. Krause, S. M. Kakade, and M. W. Seeger, "Information-theoretic regret bounds for gaussian process optimization in the bandit setting," *IEEE Trans. on Information Theory*, vol. 58, no. 5, pp. 3250–3265, 2012.
- [19] M. Fan, V. Vittal, G. T. Heydt, and R. Ayyanar, "Probabilistic power flow studies for transmission systems with photovoltaic generation using cumulants," *IEEE Trans. on Power Systems*, vol. 27, no. 4, pp. 2251–2261, 2012.
- [20] P. Amid and C. Crawford, "A cumulant-tensor-based probabilistic load flow method," *IEEE Trans. on Power Systems*, vol. 33, no. 5, pp. 5648–5656, 2018.
- [21] V. Ajjarapu and C. Christy, "The continuation power flow: a tool for steady state voltage stability analysis," *IEEE Trans. on Power Systems*, vol. 7, no. 1, pp. 416–423, 1992.
- [22] K. Iba, H. Suzuki, M. Egawa, and T. Watanabe, "Calculation of critical loading condition with nose curve using homotopy continuation method," *IEEE Trans. on Power Systems*, vol. 6, pp. 584–593, 1991.

- [23] T. Jiang, K. Wan, and Z. Feng, "Boundary-derivative direct method for computing saddle node bifurcation points in voltage stability analysis," *International Journal of Electrical Power & Energy Systems*, vol. 112, pp. 199–208, 2019.
- [24] H. N. Dinh, M. Y. Nguyen, and Y. T. Yoon, "A new approach for corrective and preventive control to unsolvable case in power networks having ders," *Journal of Electrical Engineering and Technology*, vol. 8, no. 3, pp. 411–420, 2013.
- [25] F.-E. Wolter and B. Berger, "Differential geometric foundations for power flow computations," *arXiv preprint arXiv:1903.11131*, 2019.
- [26] R. Yu, G. Li, and Y. Liu, "Tensor regression meets gaussian processes," *arXiv preprint arXiv:1710.11345*, 2017.
- [27] R. D. Zimmerman, C. E. Murillo-Sánchez, and R. J. Thomas, "Mat-power: Steady-state operations, planning, and analysis tools for power systems research and education," *IEEE Trans. on power systems*, vol. 26, no. 1, pp. 12–19, 2010.
- [28] C. E. Rasmussen and H. Nickisch, "Gaussian processes for machine learning (gpml) toolbox," *Journal of machine learning research*, vol. 11, no. Nov, pp. 3011–3015, 2010.
- [29] E. Snelson and Z. Ghahramani, "Sparse gaussian processes using pseudo-inputs," in *Advances in neural information processing systems*, 2006, pp. 1257–1264.