

Reversible Adversarial Example based on Reversible Image Transformation

Zhaoxia Yin¹, Hua Wang¹, Li Chen¹, Jie Wang¹, and Weiming Zhang²

¹ Anhui Provincial Key Laboratory of Multimodal Cognitive Computation, Anhui University, Hefei 230601

² School of Information Science and Technology, University of Science and Technology of China, Hefei 230026
zhangwm@ustc.edu.cn

Abstract. Currently, Deep Neural Networks (DNNs) have made major breakthroughs in many fields, and are widely taken to automatically analyze and classify multimedia data. However, DNNs can also be used for certain malicious detection, especially for pictures from various social platforms, posing a serious threat to user privacy. The attack characteristics of adversarial examples can fool such artificial intelligence systems to achieve privacy protection and other purposes. The reversible adversarial example achieves the reversible cyber attacks on the artificial intelligence system, which not only disable the system’s automatic classification and analysis functions, but also restores the original image error-free. Nevertheless, in the existing work of reversible adversarial examples, there are problems such as the difficulty of fully embedding the adversarial-perturbations information, resulting in the failure of the original image restoration, and the inability of the attack effect caused by the perturbation constraint to meet the privacy protection requirements. In this paper, we take advantage of Reversible Image Transformation (RIT) to realize direct conversion between the original image and its reversible adversarial example. Experimental results show that proposed scheme can not only successfully restore the original image without distortion, but also is not limited by the perturbation amplitude, can bring a higher attack success rate to reach desired privacy protection goal, while ensuring that the image distortion is imperceptible to the human eyes.

Keywords: deep neural networks · adversarial example · privacy protection · reversible image transformation

1 Introduction

With the rapid development of the Internet and the popularity of smart devices, there emerge a large amount of multimedia data, which is presented in the form of images, videos and others in everyday life. More and more people like to share these multimedia data, especially images, to social platforms. However, many companies will take state-of-the-art algorithms to classify and analyze

user-uploaded images, the current most advanced algorithms are based on deep neural networks [7] [19] [16]. To avoid undesired privacy disclosure, users may want to make it difficult or impossible for DNNs to automatically recognize these photos while minimizing image distortion. But classic obfuscation techniques, such as blurring, mosaicing, partial occlusion [12] [10] [18] [14] are usually very violent and destructive, make users unrecognizable. Since DNNs are extremely vulnerable to adversarial examples in the form of subtle perturbations to inputs that lead a model to predict incorrect outputs [17]. Therefore, some researchers take advantage of adversarial examples to protect image privacy [13] [15] [9]. Users can share well-designed adversarial examples instead of original images to social platforms to fool those DNNs, without category differences in the human eyes.

However, when there are only the uploaded adversarial examples, users will be unable to get their original images. People hope to develop a kind of controllable sample, which can carry out reversible cyber attacks on artificial intelligence system, namely it can fool opponent's DNNs like an adversarial example, while ensuring that the sample is able to reversible restored and cannot let it to fool their own networks [4]. To this end, Liu et al. presented the Reversible Adversarial Examples [8], which can not only fool DNNs, but also can be restored to the original image with no distortion. To get a reversible adversarial example, Liu et al. take Reversible Data Hiding (RDH) [20] to hide the adversarial perturbation image as secret information into its adversarial example. However, due to the limited embedding amount of RDH, when the adversarial perturbation is slightly enhanced, it is difficult to fully embed perturbation information into its adversarial example, or the embedded image has poor visual quality, which will seriously weaken the attack ability of the ultimate reversible adversarial example.

To solve this problem, in this paper, we make use of Reversible Image Transformation (RIT) [3] to construct reversible adversarial examples. RIT is a kind of special data hiding method with a super large payload, can reversibly transform one image into any other image with the same size. To protect image privacy while ensuring image controllability, firstly, we utilize RIT to disguise the original image as its adversarial example to get the reversible adversarial example, then upload it to social platforms. Finally, we can take RIT algorithm to reversibly recover the original image from the reversible adversarial example. The proposed scheme is no need to worry about whether the perturbations can be fully embedded or not. It will even appear that the stronger perturbations of the adversarial example, the better attack ability of its reversible adversarial example. The experimental results show that, while ensuring the visual quality of the reversible adversarial examples, our proposed scheme can achieve the ideal image protection target with a higher attack success rate. Moreover, the method can directly disguise the original image as its adversarial example to obtain the reversible adversarial example, and which can be reversible return to the original image. Therefore, the operation process is simpler and easier to be applied in real life.

2 Related work

In this section, we first introduce two advanced attack algorithms used in our experiment. And then we describe the framework of Liu et al.’s reversible adversarial example [8].

2.1 Adversarial Attacks

- Fast Gradient Sign Method(FGSM) [2] Goodfellow et al. believe that even a small perturbation in linear high-dimensional space can cause a large impact on the output. Based on the linearization of the classifier, they presented a simple method to generate adversarial examples called FGSM. For an input image, the model was misclassified by adding adversarial perturbation in the direction that the DNNs gradient changed the most. The calculation formula for the perturbation η as follows:

$$\eta = \epsilon \cdot \text{sign}(\nabla_x J(x, y)) \quad (1)$$

where x is the original image, y is the true label of the input image, $J(x, y)$ denotes the cross-entropy cost function.

- IFGSM [6] IFGSM was proposed as an iterative version of FGSM. It applies FGSM multiple times with small perturbation instead of adding a large perturbation. The pixels are appropriately clipped after each iteration to ensure that the results remain in the neighbourhood of the input image x .

$$x^{(i)} = \text{clip}_{x, \epsilon}(x^{(i-1)} + \epsilon \cdot \text{sign}(\nabla_{x^{(i-1)}} J(x^{(i-1)}, y))) \quad (2)$$

- Carlini and Wagner(C&W) [1] Carlini and Wagner developed a stronger iterative attack method called C&W. It is an optimization-based attack that makes perturbation undetectable by limiting the L_0 , L_2 , L_∞ norms. Compared with the above attacks, the advantage of the method achieved with minimal perturbations in terms of the attack success rate; the disadvantage is that it needs to take a long time to generate an adversarial example. C&W_L2 has the best performance, it generates adversarial examples by solving the following optimization problems:

$$\min \|x - x'\|^2 + \lambda \max(-\kappa, Z(x')_\kappa - \max\{Z(x')_{\kappa'} : \kappa' \neq \kappa\}) \quad (3)$$

Where κ controls the confidence that the sample is misunderstood by the neural network, i.e., the confidence gap between the sample category and the real category. $Z(x')_{\kappa'}$ is the logical output of the category κ' .

2.2 Reversible Adversarial Example of Liu et al.

Liu et al. firstly raised the concept of reversible adversarial example [8], whose framework is shown in Fig. 1. It is based on the theory that an adversarial example is created by adding slight adversarial perturbations to the original

image. The specific process of perturbed image embedding and original image restoration is as follow. In perturbation embedding stage, to get the perturbation image, it needs to subtract the corresponding pixel value of the original image from its adversarial example. Then, Reversible Data Hiding (RDH) [20] algorithm is utilized to embed the perturbation image as secret information into the adversarial example to get a reversible adversarial example. In image restoration stage, it is necessary to extract the encrypted sequence from the reversible adversarial example and restore the perturbation image as well as the adversarial example with the RDH scheme. Then, to get the ultimate original image, it is also required to subtract the perturbation image from the recovered adversarial example. The scheme can achieve the purpose of protecting user images, and the samples are controllable. Although reversible adversarial examples with larger perturbations often have a stronger ability to deceive neural networks, slightly increased perturbations can make it difficult for RDH to fully embed adversarial perturbations into adversarial examples or the distortion of embedded images is severe. In addition, the operation process is too complicated and difficult to apply in practice.

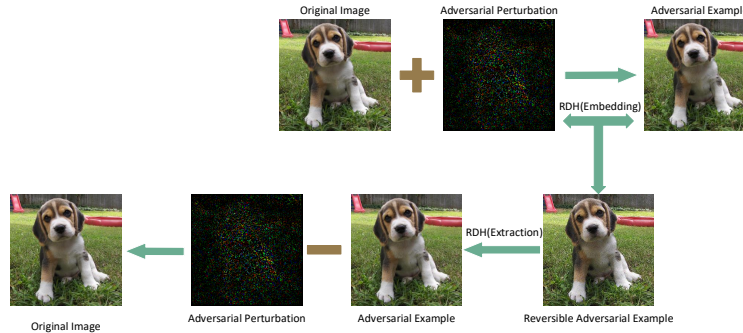


Fig. 1. The overall framework of reversible adversarial samples in Liu et al. RDH: Reversible Data Hiding.

3 Our Reversible Adversarial Examples

To overcome the drawbacks of Liu et al.’s method [8], in this paper, we take advantage of reversible image transformation to directly disguise the original image as its adversarial example to get the reversible adversarial example.

3.1 Reversible Image Transformation

Reversible image transformation is a new type of data hiding method with a super large payload. It can reversibly transform an original image into an

arbitrarily-chosen target image with the same size to get a camouflage image, which looks almost indistinguishable from the target image. As shown in Fig. 2, it includes two stages: in the transformation phase, original image and target image are divided into small original blocks and target blocks firstly [21], and then original blocks are transformed into the corresponding target blocks to obtain a transformed image. Finally, image visual transformation information is embedded into the transformed image with RDH to get the ultimate camouflage image. In the recovery phase, the hidden transformation information is extracted from the camouflage image, then which can be taken to losslessly return the original image.




Fig. 2. The process of reversible image transformation. A is an original image. B is a target image. B' is the camouflage image. B_t is the transformed image recovered from B' .

Hou et al. first achieve reversible image transformation [5], they make use of the non-uniform clustering algorithm to match the original blocks and the target blocks, which greatly reduces the amount of auxiliary information for recording the indexes of original blocks. Not only does the visual quality of camouflage images can keep good, but also the original image can be recovered without distortion. In [3], Hou et al. raise an improved reversible image transformation technique for color images. By exploring and utilizing the correlation between the three channels of the color image to compress the transformation parameters, the amount of auxiliary information for restoring the original image is greatly reduced so that original images and target images can be divided into smaller blocks to further improve the visual quality of the camouflaged image.

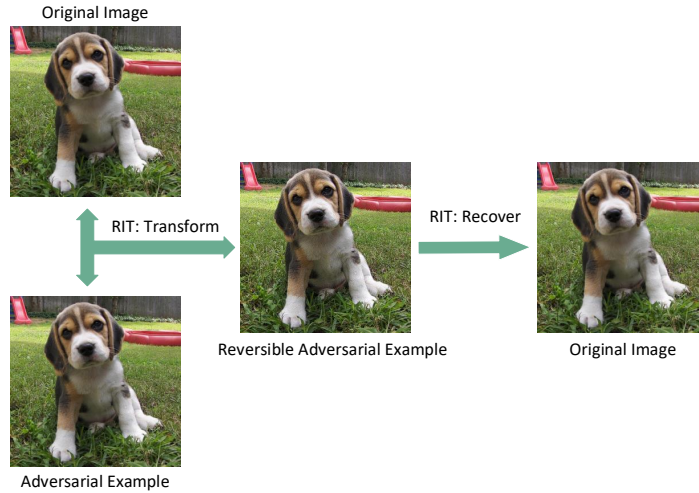


Fig. 3. The overall framework of the proposed scheme. RIT: Reversible Image Transformation.

3.2 Reversible Adversarial Examples based on Reversible Image Transformation

The framework of the proposed scheme is presented in Fig. 3. Only two steps can achieve image transformation and recovery. Fig. 4 illustrates the concrete process of applying the reversible adversarial example for privacy protection. To be specific, in order to get reversible adversarial examples, we regard adversarial examples as the target images and disguise original images as the adversarial examples with reversible image transformation algorithm. Then, we can upload the reversible adversarial examples instead of original images to social platforms to fool deep neural networks. Since the distortion is not sensitive to human eyes, it does not affect people to extract image features. And our reversible adversarial examples are embedded with image transformation information, which is the auxiliary information used to recover the original image. Finally, to obtain the original image without distortion, we first download reversible adversarial examples directly from social platforms, and then extract auxiliary information to recover the original images with RIT.

4 Evaluation and Analysis

4.1 Experimental Setup

Dataset Since it is meaningless to attack images that have been misclassified by the model, we randomly choose 5000 images from ImageNet(ILSVRC 2012 verification set) that can be correctly classified by the model for experiments.

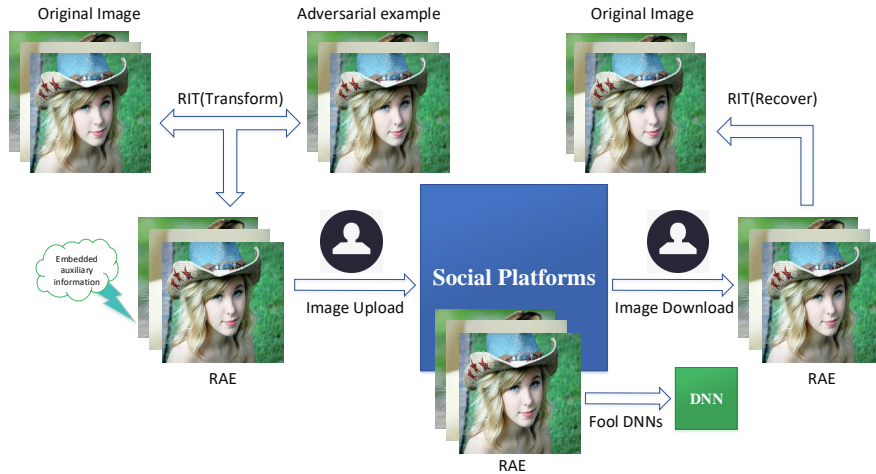


Fig. 4. The whole architecture of online photos protection. RAE: Reversible Adversarial Example, RIT: Reversible Image Transformation.

Network We test with the pretrained Inception_v3 in torchvision.models, which is evaluated by Top-1 classification accuracy.

Attack Methods In this work, we focus on the white-box setting to generate adversarial examples to show the attack effect of reversible adversarial examples. Here we generate adversarial examples in two advanced attack methods: IFGSM, C&W. To ensure that the generated adversarial samples have high visual quality, we set the learning rate of C&W_L2 to 0.005, the perturbation amplitude ϵ of IFGSM no more than $8/225$.

Reversible Image Transformation We take RIT algorithm in [3], the block size is set to be $1*1$ in this work.

4.2 Performance Evaluation

In this section, in order to evaluate the performance of the proposed scheme, we measure attack success rates as well as image quality of our reversible adversarial examples, and compare our scheme with the method of Liu et al [8].

In order to detect the attack ability of the generated reversible adversarial examples, firstly, two white-box attack algorithms are taken to attack the selected original images to get adversarial examples. Then, we take reversible image transformation to transform original images into target adversarial images to generate reversible adversarial examples. Finally, we utilize the generated reversible adversarial images to attack the model to get attack success rates. As

Table 1. The attack success rates of original adversarial examples and the reversible adversarial examples generated by the two schemes. AEs: Adversarial Examples, RAEs: Reversible Adversarial Examples.

	IFGSM ($\epsilon=4/225$)	IFGSM C&W_L2 ($\epsilon=8/225$)	C&W_L2 ($\kappa=50$)	C&W_L2 ($\kappa=100$)
Generated AEs	73.84%	95.34%	99.98%	100%
Liu et al.’s RAEs [8]	35.22%	81.00%	52.73%	55.01%
Our RAEs	70.80%	94.55%	81.02%	94.84%

shown in Table 1, the second line shows the attack success rates of the generated adversarial examples. The third and fourth lines are the attack success rates of Liu et al.’s and our reversible adversarial examples under different settings, respectively. On IFGSM, when ϵ is 4/225, 8/225, the attack success rates of our reversible adversarial examples are: 70.80%, 94.55% respectively. In the same case, the attack success rates of Liu et al.’s reversible adversarial examples are only 35.22%, 81.00%, respectively. On C&W_L2, when κ is 50, 100, the attack success rates of our reversible adversarial examples are: 81.02% and 94.84%, while that Liu et al.’s method are just 52.73%, 55.01%, respectively. From the results presented in Table 1, we observe that the attack effect of the reversible adversarial examples obtained by our method is superior to that Liu et al. At the same time, we can find that our reversible adversarial examples have stronger perturbation tend to have better ability to fool deep neural networks.

Table 2. Comparison results of image quality with PSNR(dB). RAEs: Reversible Adversarial Examples, AEs: Adversarial Examples, OIs: Original Images.

Attacks	Methods	RAEs/OIs	RAEs/AEs	OIs/AEs
IFGSM($\epsilon=4/225$)	Liu et al.’s method [8]	22.64	23.26	37.69
	Proposed method	30.81	33.15	
IFGSM($\epsilon=8/225$)	Liu et al.’s method [8]	21.93	23.55	32.31
	Proposed method	27.59	32.13	
C&W_L2($\kappa=50$)	Liu et al.’s method [8]	26.15	26.40	44.66
	Proposed method	33.64	35.09	
C&W_L2($\kappa=100$)	Liu et al.’s method [8]	22.57	23.07	38.83
	Proposed method	32.13	34.87	

Then, to quantitatively evaluate the image quality of RAEs, we measure three sets of PSNR: reversible adversarial examples and original images, reversible adversarial examples and adversarial examples as well as original images and adversarial examples. For a fair comparison with Liu et al.’s method [8], we keep original images and adversarial examples consistent to generate reversible adversarial examples, Table 2 summaries the results. From Table 2 and Fig. 5, we can find the visual quality of the reversible adversarial examples obtained by our method is better than that of Liu et al. From the third column of Table 2,




Fig. 5. Sample figures of reversible adversarial examples generated by two methods.

we can know that the difference between our reversible adversarial examples and the original images is smaller than that Liu et al. The distortion of our reversible adversarial examples is either imperceptible to humans or, if perceptible, seem natural. The fourth column shows PSNR values of our method are all higher than 30 dB, indicating that the proposed scheme can better maintain the specific structure of adversarial perturbation, so that reversible adversarial examples have the same attack characteristics as their adversarial examples.

4.3 Discussion and analysis

The attack effect of our reversible adversarial examples is affected to some extent by the amount of auxiliary information to recover the original images. In general, we can reduce the influence of auxiliary information embedding on the attack ability of reversible adversarial examples by increasing adversarial perturbation, i.e., it can be said that we can enhance the attack success rate of the generated reversible adversarial examples by increasing the perturbation amplitude when generating adversarial images. Although our reversible adversarial examples can achieve higher attack success rate, but for attacks with small perturbations but strong attack capabilities, such as deepfool [11], the perturbations generated by this method are close to the theoretical minimum. In this case, the image distortion of our reversible adversarial examples is higher than that of Liu et al. This is because Liu et al.'s perturbation embedding quantity is smaller than our auxiliary information embedding quantity.

5 Conclusion

To find an efficient image protection scheme for social media users, we take advantage of reversible image transformation to construct reversible adversarial examples, which aims to fool deep neural networks that are taken to classify and analyze user-uploaded images. In this work, we regard the adversarial example

as the target image, the original image will be disguised as its adversarial example to get reversible adversarial example. The original image can be recovered from the reversible adversarial example without distortion. Experimental results seem to surprise, our scheme overcomes the problem of perturbation information embedding. Moreover, it even appears that the larger perturbation, the better attack effect. Under the same circumstances, our reversible adversarial examples have higher attack success rates than that Liu et al. It achieves the possibility of effectively protecting image privacy while ensuring that human eyes can extract the semantic information normally.

Our future work is to improve reversible image transformation algorithm based on the similarity between the original image and adversarial example so that the attack success rate of reversible adversarial examples is further improved. In daily life, adversarial examples can not only be used to protect users' image privacy, it can also be applied to the field of smart home to prevent the interference of irrelevant instructions on smart devices.

References

1. Carlini, N., Wagner, D.: Towards evaluating the robustness of neural networks. In: IEEE Symposium on Security and Privacy (SP). pp. 39–57. IEEE (2017). <https://doi.org/10.1109/SP.2017.49>
2. Goodfellow, I.J., Shlens, J., Szegedy, C.: Explaining and harnessing adversarial examples. In: International Conference on Learning Representations (ICLR) (2014)
3. Hou, D., Qin, C., Yu, N., Zhang, W.: Reversible visual transformation via exploring the correlations within color images. *Journal of Visual Communication and Image Representation* **53**, 134–145 (2018)
4. Hou, D., Zhang, W., Liu, J., Zhou, S., Chen, D., Yu, N.: Emerging applications of reversible data hiding. In: Proceedings of the 2nd International Conference on Image and Graphics Processing (ICIGP). pp. 105–109. ACM (2019)
5. Hou, D., Zhang, W., Yu, N.: Image camouflage by reversible image transformation. *Journal of Visual Communication and Image Representation* **40**, 225–236 (2016)
6. Kurakin, A., Goodfellow, I., Bengio, S.: Adversarial examples in the physical world. arXiv preprint arXiv:1607.02533 (2016)
7. Lin, W., Yang, Z., Chen, X., Zhao, Q., He, J.: Robustness verification of classification deep neural networks via linear programming. In: Proceedings of the IEEE Conference on Computer Vision and Pattern Recognition (CVPR) (2019)
8. Liu, J., Hou, D., Zhang, W., Yu, N.: Reversible adversarial examples. arXiv preprint arXiv: 1811.00189 (2018)
9. Liu, Y., Zhang, W., Yu, N.: Protecting privacy in shared photos via adversarial examples based stealth. *Security & Communication Networks* **2017**, 1–15 (2017)
10. McPherson, R., Shokri, R., Shmatikov, V.: Defeating image obfuscation with deep learning. arXiv preprint arXiv:1609.00408 (2016)
11. Moosavi-Dezfooli, S.M., Fawzi, A., Frossard, P.: Deepfool: a simple and accurate method to fool deep neural networks. In: Proceedings of the IEEE Conference on Computer Vision and Pattern Recognition (CVPR). pp. 2574–2582 (2016). <https://doi.org/10.1109/CVPR.2016.282>
12. Oh, S.J., Benenson, R., Fritz, M., Schiele, B.: Faceless person recognition: Privacy implications in social media. In: European Conference on Computer Vision (ECCV). pp. 19–35. Springer (2016)

13. Oh, S.J., Fritz, M., Schiele, B.: Adversarial image perturbation for privacy protection a game theory perspective. In: IEEE International Conference on Computer Vision (ICCV). pp. 1491–1500. IEEE (2017)
14. Polakis, I., Ilija, P., Maggi, F., Lancini, M., Kontaxis, G., Zanero, S., Ioannidis, S., Keromytis, A.D.: Faces in the distorting mirror: Revisiting photo-based social authentication. In: Proceedings of the ACM Conference on Computer and Communications Security (CCS). pp. 501–512. ACM (2014)
15. Sharif, M., Bhagavatula, S., Bauer, L., Reiter, M.K.: Accessorize to a crime: Real and stealthy attacks on state-of-the-art face recognition. In: Proceedings of the ACM Conference on Computer and Communications Security (CCS). pp. 1528–1540. ACM (2016)
16. Sun, Y., Xue, B., Zhang, M., Yen, G.G.: Evolving deep convolutional neural networks for image classification. *IEEE Transactions on Evolutionary Computation* pp. 1–1 (2019)
17. Szegedy, C., Zaremba, W., Sutskever, I., Bruna, J., Erhan, D., Goodfellow, I., Fergus, R.: Intriguing properties of neural networks. In: International Conference on Machine Learning (ICML) (2014)
18. Wilber, M.J., Shmatikov, V., Belongie, S.: Can we still avoid automatic face detection? In: IEEE Winter Conference on Applications of Computer Vision (WACV). pp. 1–9. IEEE (2016)
19. Wu, S., Xu, J., Zhu, S., Guo, H.: A deep residual convolutional neural network for facial keypoint detection with missing labels. *Signal Processing* **144**(MAR.), 384–391 (2017). <https://doi.org/10.1016/j.sigpro.2017.11.003>
20. Zhang, W., Hu, X., Li, X., Yu, N.: Recursive histogram modification: establishing equivalency between reversible data hiding and lossless data compression. *IEEE Transactions on Image Processing* **22**(7), 2775–2785 (2013)
21. Zhang, W., Wang, H., Hou, D., Yu, N.: Reversible data hiding in encrypted images by reversible image transformation. *IEEE Transactions on Multimedia* **18**(8), 1469–1479 (2016)