

Channel Estimation for Wireless Communication Systems Assisted by Large Intelligent Surfaces

Junliang Lin, Gongpu Wang, Rongfei Fan, Theodoros A. Tsiftsis, and Chinthia Tellambura

Abstract—In this letter, the channel estimation problem is studied for wireless communication systems assisted by large intelligent surface. Due to features of assistant channel, channel estimation (CE) problem for the investigated system is shown as a constrained estimation error minimization problem, which differs from traditional CE problems. A Lagrange multiplier and dual ascent-based estimation scheme is then designed to obtain a closed-form solution for the estimator iteratively. Moreover, the Cramér-Rao lower bounds are deduced for performance evaluation. Simulation results show that the designed scheme could improve estimation accuracy up to 18%, compared with least square method in low signal-to-noise ratio regime.

Index Terms—Large intelligent surface (LIS), channel estimation (CE), Cramér-Rao lower bound.

I. INTRODUCTION

CURRENTLY, increasing energy consumption and hardware expenditures are two great challenges facing wireless communication systems. Radio environment assisted by large intelligent surface (LIS) is foreseen as a promising paradigm to tackle the issues [1]. LIS is a passive meta-surface which is made up of multiple low-cost reflecting elements. These elements could be appropriately configured to adjust the phase of incident signals with low energy consumption according to the channel state information (CSI) of both base station (BS)-LIS links and LIS-user equipment (UE) links.

Accurate channel estimation (CE) is considered as one of the most essential issues in wireless communications. CE for the emerging wireless communication systems assisted by LIS is recently drawing attention of academia. An optimal binary reflection controlled CE protocol was designed in [2] for LIS-assisted system to maximize the practical efficacy. In [3], a minimum mean squared error-based CE protocol was presented by employing a time division structure. CE problem was analysed in [4] utilizing compressive sensing and deep learning.

Prior works focus on estimating either each channel parameter sequentially [2], [3], or performing accurate channel estimation with the help of large pre-collected training data [4].

J. Lin and G. Wang are with Beijing Key Lab of Transportation Data Analysis and Mining, School of Computer and Information Technology, Beijing Jiaotong University, Beijing 100044, China (e-mail: 19112019, gp-wang@bjtu.edu.cn).

R. Fan is with the School of Information and Electronics, Beijing Institute of Technology, Beijing 100081, China (e-mail: fanrongfei@bit.edu.cn).

T. A. Tsiftsis is with the School of Intelligent Systems Science and Engineering, Jinan University, Zhuhai 519070, China (e-mail: theodoros.tsiftsis@gmail.com).

C. Tellambura is with the Department of Electrical and Computer Engineering, University of Alberta, Edmonton, AB T6G 2V4, Canada (e-mail: chinthia@ece.ualberta.ca).

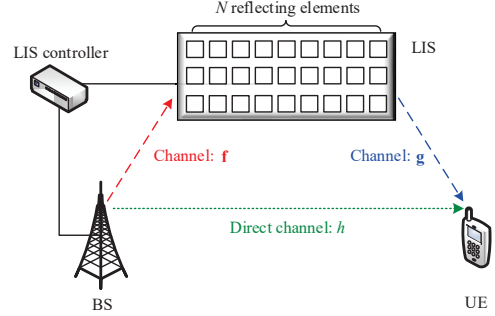


Fig. 1. A wireless system assisted by LIS where the signal from BS could be transmitted through direct channel h (green dot line) and/or channels f (red dash line) and g (blue dash line).

Besides, we notice that the impact of the features of assistant channels on CE has not been investigated yet, which motivates this work.

In this letter, we address CE for wireless communication systems assisted by LIS. We formulate a CE problem as a constrained optimization problem considering the features of assistant channels, which is different from the traditional CE problems. Then, an effective estimation scheme is designed for acquiring the closed-form expression for the channel parameters in an iterative manner. Furthermore, we deduce the corresponding Cramér-Rao lower bound (CRLB) and compare with the least square (LS) method through numerical results.

II. SYSTEM MODEL AND CHANNEL MODEL

Consider a wireless system in Fig. 1, which consists of a single-antenna BS, a single-antenna UE, a controller and a LIS. The LIS has N reflecting elements, and is set up to assist the downlink transmission from BS to UE. The controller is responsible for tuning the phases of these reflecting elements through the interaction with BS.

Denote the direct channel from BS to UE, the channels from BS to LIS, the channels from LIS to UE by h , $\mathbf{f} \in \mathbb{C}^{N \times 1}$ and $\mathbf{g} \in \mathbb{C}^{N \times 1}$, whose elements follow a complex zero-mean Gaussian distribution with variances σ_h^2 , σ_f^2 and σ_g^2 , respectively. Let $r[k] \in \{0, 1\}$ be the indicator identifying whether LIS reflects the k th symbol to UE. Specifically, if a symbol is not reflected by LIS, then $r[k] = 0$; otherwise, $r[k] = 1$. In the case of $r[k] = 0$, the received symbol takes the structure

$$y[k] = hs[k] + w[k] \quad (1)$$

where $s[k]$ denotes the k th transmitted symbol, and $w[k]$ models the complex zero-mean Gaussian noise at UE with variance σ_w^2 . When $r[k] = 1$, the received symbol equals

$$y[k] = hs[k] + \mathbf{f}^T \Phi \mathbf{g} s[k] + w[k] \quad (2)$$

where $\Phi = \text{diag}(e^{j\phi_1}, e^{j\phi_2}, \dots, e^{j\phi_N})$ is the phase-shift matrix with ϕ_n characterizing the tunable phase induced by the n th reflecting element. For simplicity, we define the assistant channel as

$$\eta \triangleq \bar{\mathbf{f}}^T \Theta \Phi \Psi \bar{\mathbf{g}} \stackrel{(a)}{=} \bar{\mathbf{f}}^T \bar{\mathbf{g}} \quad (3)$$

where $\bar{\mathbf{f}} = (|f_1|, |f_2|, \dots, |f_N|)^T$, $\bar{\mathbf{g}} = (|g_1|, |g_2|, \dots, |g_N|)^T$ denote the amplitude vector of fading channels \mathbf{f} and \mathbf{g} , respectively; $\Theta = \text{diag}(e^{-j\theta_1}, e^{-j\theta_2}, \dots, e^{-j\theta_N})$ and $\Psi = \text{diag}(e^{-j\psi_1}, e^{-j\psi_2}, \dots, e^{-j\psi_N})$ are phase matrices with θ_n and ψ_n depicting the phase of the n th element in \mathbf{f} and \mathbf{g} , respectively. In addition, step (a) assumes that Φ could be configured to eliminate Θ and Ψ with perfect CSI, i.e., $\Theta \Phi \Psi = \mathbf{I}$ [5]. Clearly, we have $\eta > 0$.

Combining (1), (2) with (3), we express the received symbol as

$$y[k] = \begin{cases} hs[k] + w[k], & s[k] \in \text{pilot}, r[k] = 0 \\ hs[k] + \eta s[k] + w[k], & s[k] \in \text{pilot}, r[k] = 1 \\ hs[k] + r[k]\eta s[k] + w[k], & s[k] \in \text{data} \end{cases} \quad (4)$$

In this letter, we aim to estimate the channel parameters h and η , and investigate the impact of features of assistant channel on CE performance by considering (i) the nature of assistant channel, i.e., $\eta > 0$, and (ii) the superiority of assistant channel over direct channel with sufficient reflecting elements [6], i.e., $\eta > |h|$.

III. CHANNEL ESTIMATION

In this section, we design a Lagrange multiplier and dual ascent-based estimation scheme to address the constrained CE problem. Then, we derive the corresponding CRLB for performance evaluation.

A. Scheme Design

Suppose the transmission follows a slotted structure, as depicted in Fig. 2. Each slot contains K_p pilot symbols and K_d data symbols. Within K_p pilots, the number of symbols that LIS remains unreflective and reflective are K_1 and K_2 , respectively.

Specifying two index sets $\mathcal{K}_1 = \{u_1, u_2, \dots, u_{K_1}\}$ and $\mathcal{K}_2 = \{v_1, v_2, \dots, v_{K_2}\}$, we define pilots with $r[k] = 0$ and $r[k] = 1$ as

$$\begin{aligned} \mathbf{s}_{p1} &\triangleq [s[u_1], s[u_2], \dots, s[u_{K_1}]]^T, \\ \mathbf{s}_{p2} &\triangleq [s[v_1], s[v_2], \dots, s[v_{K_2}]]^T, \end{aligned} \quad (5)$$

with corresponding noises and received signals given by

$$\begin{aligned} \mathbf{w}_{p1} &\triangleq [w[u_1], w[u_2], \dots, w[u_{K_1}]]^T, \\ \mathbf{y}_{p1} &\triangleq [y[u_1], y[u_2], \dots, y[u_{K_1}]]^T, \\ \mathbf{w}_{p2} &\triangleq [w[v_1], w[v_2], \dots, w[v_{K_2}]]^T, \\ \mathbf{y}_{p2} &\triangleq [y[v_1], y[v_2], \dots, y[v_{K_2}]]^T. \end{aligned} \quad (6)$$

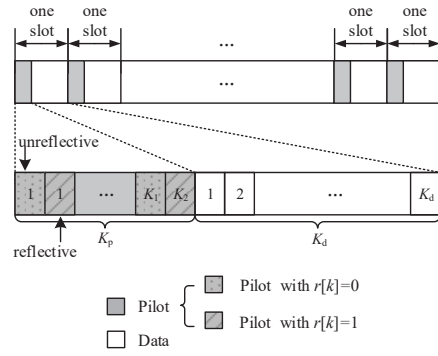


Fig. 2. Slotted structure where grey dot blocks denote pilot with $r[k] = 0$, grey blocks with oblique line represent the pilot with $r[k] = 1$ and white blocks stand for data symbol, respectively.

With the aid of (5) and (6), the pilot-based received signal in (4) is rewritten in vector form:

$$\begin{aligned} \mathbf{y}_{p1} &= h\mathbf{s}_{p1} + \mathbf{w}_{p1}, \\ \mathbf{y}_{p2} &= h\mathbf{s}_{p2} + \eta\mathbf{s}_{p2} + \mathbf{w}_{p2}. \end{aligned} \quad (7)$$

Consequently, we reconstruct the received signal based on (7) as

$$\mathbf{y} = \mathbf{A}\mathbf{x} + \mathbf{w} \quad (8)$$

where $\mathbf{x} = [h, \eta]^T \in \mathbb{C}^{2 \times 1}$, $\mathbf{A} = \begin{bmatrix} \mathbf{s}_{p1} & \mathbf{0}_{K_1 \times 1} \\ \mathbf{s}_{p2} & \mathbf{s}_{p2} \end{bmatrix} \in \mathbb{C}^{K_p \times 2}$, $\mathbf{w} = [\mathbf{w}_{p1}^T, \mathbf{w}_{p2}^T]^T \in \mathbb{C}^{K_p \times 1}$ and $\mathbf{y} = [\mathbf{y}_{p1}^T, \mathbf{y}_{p2}^T]^T \in \mathbb{C}^{K_p \times 1}$ denote the channel parameter vector, pilot matrix, noise vector and pilot-based received signal vector, respectively.

With the signal model in (8), we formulate the CE problem as a constrained estimation error minimization problem by considering the features of assistant channel, i.e.,

$$\begin{aligned} \min_{\mathbf{x}} \quad & \|\mathbf{y} - \mathbf{A}\mathbf{x}\|^2 \\ \text{s.t.} \quad & \text{C1: } \eta > 0, \\ & \text{C2: } \eta > |h|. \end{aligned} \quad (9)$$

As optimization problem (9) is thorny to address due to the existence of C2, we square both sides of the inequality, i.e.,

$$\text{C2: } \eta^2 > |h|^2. \quad (10)$$

Denote $\mathbf{b} = [0, -1]^T$ and $\mathbf{C} = \begin{bmatrix} 1 & 0 \\ 0 & -1 \end{bmatrix}$, we further relax C1 and C2 to

$$\text{C1': } \mathbf{b}^T \mathbf{x}^* \leq 0, \quad (11)$$

$$\text{C2': } \mathbf{x}^H \mathbf{C} \mathbf{x} \leq 0. \quad (12)$$

Therefore, the original optimization problem in (9) becomes

$$\begin{aligned} \min_{\mathbf{x}} \quad & \|\mathbf{y} - \mathbf{A}\mathbf{x}\|^2 \\ \text{s.t.} \quad & \text{C1': } \mathbf{b}^T \mathbf{x}^* \leq 0, \\ & \text{C2': } \mathbf{x}^H \mathbf{C} \mathbf{x} \leq 0. \end{aligned} \quad (13)$$

Since the transformed optimization problem in (13) is convex, we design a Lagrange multiplier and dual ascent-based

method [7] to find the globally optimal estimator. To do so, we express the Lagrange function as

$$L(\mathbf{x}, \mathbf{x}^*, \lambda, \delta) = \mathbf{y}^H \mathbf{y} - \mathbf{y}^H \mathbf{A} \mathbf{x} - \mathbf{x}^H \mathbf{A}^H \mathbf{y} + \mathbf{x}^H \mathbf{A}^H \mathbf{A} \mathbf{x} + \lambda \mathbf{b}^T \mathbf{x}^* + \delta \mathbf{x}^H \mathbf{C} \mathbf{x} \quad (14)$$

where $\lambda \geq 0$ and $\delta \geq 0$ are the Lagrange multipliers associated to C1' and C2', respectively. Therefore, the dual maximization problem is formulated as

$$\begin{aligned} \max_{\lambda, \delta} \quad & \inf_{\mathbf{x}} L(\mathbf{x}, \mathbf{x}^*, \lambda, \delta) \\ \text{s.t.} \quad & \lambda, \delta \geq 0. \end{aligned} \quad (15)$$

After differentiating $L(\mathbf{x}, \mathbf{x}^*, \lambda, \delta)$ with respect to \mathbf{x}^* , we obtain the necessary conditions for the optimal solution using the Karush-Kuhn-Tucker (KKT) conditions [7]. Thus, the optimal infimum of $\hat{\mathbf{x}}$ in closed-form expression can be derived as

$$\hat{\mathbf{x}}^* = (\mathbf{A}^H \mathbf{A} + \mathbf{C} \delta^*)^{-1} (\mathbf{A}^H \mathbf{y} - \mathbf{b} \lambda^*). \quad (16)$$

Also, by considering the dual ascent method being applied to solve (15), the following steps are conducted sequentially until convergence, i.e.,

$$\begin{aligned} \hat{\mathbf{x}}^{(t+1)} &= (\mathbf{A}^H \mathbf{A} + \mathbf{C} \delta^{(t)})^{-1} (\mathbf{A}^H \mathbf{y} - \mathbf{b} \lambda^{(t)}), \\ \lambda^{(t+1)} &= \left[\lambda^{(t)} + \varepsilon^{(t)} \mathbf{b}^T \hat{\mathbf{x}}^{*(t+1)} \right]^+, \\ \delta^{(t+1)} &= \left[\delta^{(t)} + \tau^{(t)} \hat{\mathbf{x}}^{H(t+1)} \mathbf{C} \hat{\mathbf{x}}^{(t+1)} \right]^+ \end{aligned} \quad (17)$$

where the superscript (t) denotes the iteration index, ε and τ are stepsizes, and $[\cdot]^+ = \max\{0, \cdot\}$.

B. Cramér-Rao Lower Bound

This subsection briefly derives the CRLBs as benchmark for performance evaluation. For an $p \times 1$ estimator $\hat{\boldsymbol{\theta}}$, the Cramér-Rao theorem [8] states

$$\text{var}(\theta_m) \geq [\mathbf{F}^{-1}(\boldsymbol{\theta})]_{mm} \quad (18)$$

where $\mathbf{F}(\boldsymbol{\theta}) \in \mathbb{R}^{p \times p}$ represents the Fisher information matrix (FIM) and $[\mathbf{F}^{-1}(\boldsymbol{\theta})]_{mm}$ is the CRLB of the m th estimate. Assuming $\mathbf{y} \sim \mathcal{CN}(\boldsymbol{\mu}(\boldsymbol{\theta}), \mathbf{W}(\boldsymbol{\theta}))$, we express the (m, n) th entry of FIM as

$$\begin{aligned} [\mathbf{F}(\boldsymbol{\theta})]_{mn} &= 2\Re \left(\frac{\partial \boldsymbol{\mu}^H(\boldsymbol{\theta})}{\partial \theta_m} \mathbf{W}^{-1}(\boldsymbol{\theta}) \frac{\partial \boldsymbol{\mu}(\boldsymbol{\theta})}{\partial \theta_n} \right) \\ &+ \text{tr} \left(\mathbf{W}^{-1}(\boldsymbol{\theta}) \frac{\partial \mathbf{W}(\boldsymbol{\theta})}{\partial \theta_m} \mathbf{W}^{-1}(\boldsymbol{\theta}) \frac{\partial \mathbf{W}(\boldsymbol{\theta})}{\partial \theta_n} \right). \end{aligned} \quad (19)$$

To enable tractable analysis, we rewrite \mathbf{x} as $\mathbf{z} = [\Re(h), \Im(h), \eta]^T$. Suppose the probability density function of \mathbf{y} is parameterized by real vector \mathbf{z} with spatiotemporally uncorrelated noise, i.e., $\mathbf{w} \sim \mathcal{CN}(\mathbf{0}, \sigma_w^2 \mathbf{I})$, we have

$$\mathbf{y} \sim \mathcal{CN}(\mathbf{a}_1 \Re(h) + j \mathbf{a}_1 \Im(h) + \mathbf{a}_2 \eta, \sigma_w^2 \mathbf{I}) \quad (20)$$

where \mathbf{a}_n denotes the n th column of \mathbf{A} .

Based on (19) and (20), the FIM of \mathbf{z} is derived as

$$\begin{aligned} \mathbf{F}(\mathbf{z}) &= \frac{2}{\sigma_w^2} \begin{bmatrix} \mathbf{a}_1^H \mathbf{a}_1 & 0 & \mathbf{a}_1^H \mathbf{a}_2 \\ 0 & \mathbf{a}_1^H \mathbf{a}_1 & 0 \\ \mathbf{a}_2^H \mathbf{a}_1 & 0 & \mathbf{a}_2^H \mathbf{a}_2 \end{bmatrix} \\ &= \frac{2}{\sigma_w^2} \begin{bmatrix} \mathbf{s}_{p1}^H \mathbf{s}_{p1} + \mathbf{s}_{p2}^H \mathbf{s}_{p2} & 0 & \mathbf{s}_{p2}^H \mathbf{s}_{p2} \\ 0 & \mathbf{s}_{p1}^H \mathbf{s}_{p1} + \mathbf{s}_{p2}^H \mathbf{s}_{p2} & 0 \\ \mathbf{s}_{p2}^H \mathbf{s}_{p2} & 0 & \mathbf{s}_{p2}^H \mathbf{s}_{p2} \end{bmatrix} \end{aligned} \quad (21)$$

yielding

$$\mathbf{F}^{-1}(\mathbf{z}) = \frac{\sigma_w^2}{2} \begin{bmatrix} \frac{1}{\mathbf{s}_{p1}^H \mathbf{s}_{p1}} & 0 & \frac{1}{\mathbf{s}_{p1}^H \mathbf{s}_{p1}} \\ 0 & \frac{1}{\mathbf{s}_{p1}^H \mathbf{s}_{p1} + \mathbf{s}_{p2}^H \mathbf{s}_{p2}} & 0 \\ \frac{1}{\mathbf{s}_{p1}^H \mathbf{s}_{p1}} & 0 & \frac{1}{\mathbf{s}_{p1}^H \mathbf{s}_{p1}} + \frac{1}{\mathbf{s}_{p2}^H \mathbf{s}_{p2}} \end{bmatrix}. \quad (22)$$

From (22), it follows that the CRLBs of $\Re(h)$, $\Im(h)$ and η are equal to

$$\text{var}(\Re(\hat{h})) \geq [\mathbf{F}^{-1}(\mathbf{z})]_{11} = \frac{\sigma_w^2}{2 \mathbf{s}_{p1}^H \mathbf{s}_{p1}}, \quad (23)$$

$$\text{var}(\Im(\hat{h})) \geq [\mathbf{F}^{-1}(\mathbf{z})]_{22} = \frac{\sigma_w^2}{2 (\mathbf{s}_{p1}^H \mathbf{s}_{p1} + \mathbf{s}_{p2}^H \mathbf{s}_{p2})}, \quad (24)$$

$$\text{var}(\hat{\eta}) \geq [\mathbf{F}^{-1}(\mathbf{z})]_{33} = \frac{\sigma_w^2}{2 \mathbf{s}_{p1}^H \mathbf{s}_{p1}} + \frac{\sigma_w^2}{2 \mathbf{s}_{p2}^H \mathbf{s}_{p2}}. \quad (25)$$

IV. NUMERICAL RESULTS

In this section, we conduct simulation to evaluate the mean squared error (MSE) performance for both designed estimation scheme (DES) and LS. Parameters used in the simulation are summarized as follows: variance of channel distributions $\sigma_h^2 = \frac{1}{64}$, $\sigma_f^2 = \frac{1}{25}$, $\sigma_g^2 = \frac{1}{9}$; length of pilot $K_p = 2$, $K_1 = 1$; number of reflecting elements $N = 32$; maximum number of iterations $t_{\max} = 50$, maximum tolerance for convergence $\varpi = 10^{-3}$. The results are averaged over 10^4 independent Monte Carlo simulations.

In Fig. 3, the MSE curves versus signal-to-noise ratio (SNR) is depicted for DES. It can be seen from Fig. 3 that MSE curves decline with the increase of SNR, and the gap between each MSE curve and corresponding CRLB remains unchanged in logarithmic ordinates, indicating that MSEs are prone to converge to CRLB as SNR goes adequately high. Comparing DES and LS, it is clear that the DES estimate (red solid line) perform better than LS estimate (blue dash line), which illustrates that estimation accuracy could be improved by taking the positive nature and superiority of assistant channel over direct channel into consideration.

We also quantize the estimation accuracy gains of DES over LS in Table I. We can see that $\Re(h)$, $\Im(h)$ and $\hat{\eta}$ peak at point SNR = 0 dB with corresponding gains of 16.53%, 18.12% and 8.24%, while the estimation accuracy improvement are less significant, around 2%, at point SNR = 8 dB.

Fig. 4 shows MSE difference curves versus SNR obtained from DES, LS and derived CRLB. The differences are calculated between various schemes, e.g., $\Delta_{\text{LS-DES}} = \text{MSE}_{\text{LS}} - \text{MSE}_{\text{DES}}$. Fig.4 (a) shows the persistent performance gaps between LS and DES as SNR varies from 0 to 8 dB, stating the

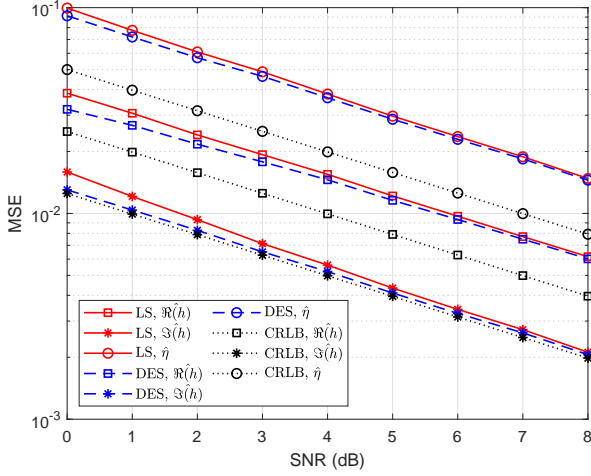


Fig. 3. MSEs versus SNR obtained from DES, LS and CRLB.

TABLE I
ESTIMATION ACCURACY GAINS OF DES OVER LS

SNR(dB)	0	2	4	6	8
Gains (%) $\Re(\hat{h})$	16.53	9.87	5.92	3.61	2.41
$\Im(\hat{h})$	18.12	11.22	6.99	4.39	2.67
$\hat{\eta}$	8.24	6.29	4.11	3.03	1.78

superiority of DES over LS. With regard to Fig.4 (b), the MSE differences between DES and CRLB are consistently positive, which demonstrates that CRLB curves lie below MSE curves of DES and further verifies the validity of our theoretical derivations in Section III-B.

Fig. 5 presents the values of the Lagrange multiplier λ and δ versus number of iterations. It can be observed from Fig. 5 that the Lagrange multipliers remain constant quickly after around 10 and 16 iterations, respectively, which indicates that DES offers quick convergence to globally optimal estimates.

V. CONCLUSION

In this letter, we have shown that CE for wireless communication systems assisted by LIS is a constrained estimation error minimization problem due to the features of assistant channel, which is different from traditional channel estimation problems. A Lagrange multiplier and dual ascent-based estimation scheme has been designed to solve the problem and obtain the closed-form expression for the combined channel parameters iteratively. In addition, the corresponding CRLBs have been deduced for performance evaluation. Numerical results have demonstrated that estimation accuracy of DES is, at most, 18% higher than that of LS in low SNR regime.

REFERENCES

- [1] S. Hu, F. Rusek and O. Edfors, "Beyond massive MIMO: The potential of data transmission with large intelligent surfaces," *IEEE Trans. Signal Process.*, vol. 66, no. 10, pp. 2746-2758, May, 2018.
- [2] D. Mishra and H. Johansson, "Channel estimation and low-complexity beamforming design for passive intelligent surface assisted MISO wireless energy transfer," in *Proc. ICASSP*, Brighton, United Kingdom, 2019, pp. 4659-4663.

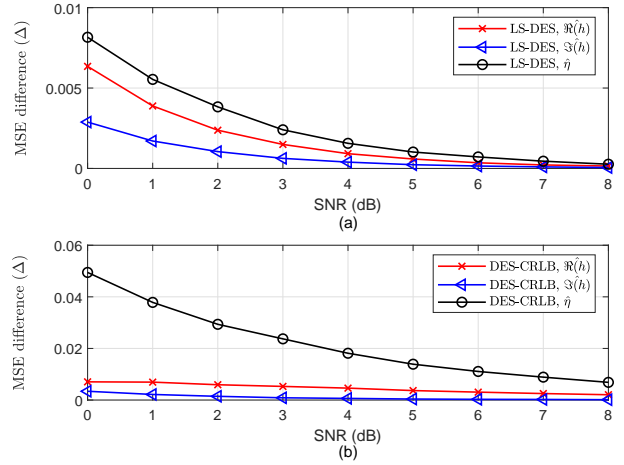


Fig. 4. MSE differences versus SNR obtained from (a) DES and LS; (b) DES and derived CRLB.

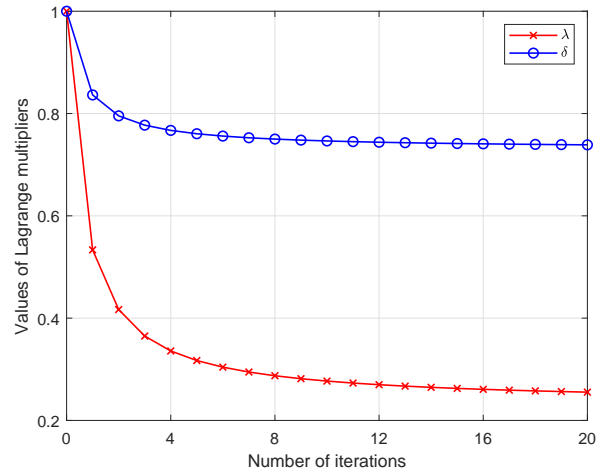


Fig. 5. Number of iterations versus values of Lagrange multipliers λ and δ .

- [3] Q.-U.-A. Nadeem, A. Kammoun, A. Chaaban, M. Debbah, and M.-S. Alouini, "Intelligent reflecting surface assisted multi-user MISO communication," *arXiv preprint*, arXiv:1906.02360, 2019.
- [4] A. Taha, M. Alrabeiah, A. Alkhateeb, "Enabling large intelligent surfaces with compressive sensing and deep learning," *arXiv preprint*, arXiv:1904.10136, 2019.
- [5] E. Basar, M. Di Renzo, J. De Rosny, M. Debbah, M. Alouini and R. Zhang, "Wireless Communications Through Reconfigurable Intelligent Surfaces," *IEEE Access*, vol. 7, pp. 116753-116773, 2019.
- [6] W. Zhao, G. Wang, S. Atapattu, T. A. Tsiftsis, and C. Tellambura, "Is backscatter link stronger than direct link in reconfigurable intelligent surface-assisted system?" submitted to *IEEE Commu. Lett.*
- [7] S. Boyd and L. Vandenberghe, *Convex Optimization*. Cambridge, U.K.: Cambridge Univ. Press, 2004.
- [8] S. M. Kay, *Fundamentals of Statistical Signal Processing: Estimation Theory*. Upper Saddle River, NJ, USA: Prentice-Hall, Inc., 1993.