

Transparent Downsampling Blockchain Algorithm

Qin Huang¹, Li Quan¹, and Shengli Zhang²

¹School of Electronic and Information Engineering, Beihang University, Beijing, China, 100191

²College of Information Engineering, Shenzhen University, Shenzhen, China, 518060

Abstract—With the development of blockchain, the huge history data limits the scalability of the blockchain. This paper proposes to downsample these data to reduce the storage overhead of nodes. These nodes keep good independency, if downsampling follows the entropy of blockchain. Moreover, it demonstrates that the entire blockchain history can be efficiently recovered through the cooperative decoding of a group of nodes like fountain codes, if reserved data over these nodes obey the soliton distribution. However, these data on nodes are uncoded (transparent). Thus, the proposed algorithm not only keeps decentralization and security, but also has good scalability in independency and recovery.

Index Terms—Blockchain, downsampling, transparent coding, erasure coding

I. INTRODUCTION

Full nodes, which store the entire blockchain history, can not only serve its own transactions, but also support the recovery of other fail nodes. Therefore, most blockchain systems recommend their users, at least commercial users, to become full nodes. However, the storage cost of becoming a full node is pretty high. For instance, the Bitcoin blockchain size has exceeded 239GB until September 2019, and is still growing at a rate of about 50GB per year. Even worse, there is no reward or few rewards for maintaining a full node. Therefore, maintaining a full node is neither practical nor cost-effective for general users or even some commercial users. Even though there are more than 40 million Bitcoin wallets around the world, it's not surprising that only about 9000 of them are full nodes. In other words, only 0.0225% of the nodes are responsible for most of the security guards and services for other nodes. It limits the scalability of the blockchain.

Recently, many researchers have devoted themselves to the storage challenge. In 2008, Nakamoto [1] proposed Simplified Payment Verification (SPV) and pruned nodes. In 2018, Leung et al. [2] proposed Vault to speed up bootstrapping for a new node. Dryja [3] proposed Utreexo to optimize the Bitcoin *unspent transaction outputs* (UTXO) set. These remarkable studies have successfully reduced the storage requirements of nodes. However, they had to sacrifice part of the blockchain history. The lack of entire blockchain history of many nodes will centralize the entire blockchain history on a small number of nodes, jeopardizing the decentralization of the blockchain. What's more, since historical records play an important role

in application scenarios such as supply chain and copyright registration, the lack of blockchain history can also limit the application of blockchain. In addition to these studies, some researchers have tried to deal with this contradiction from the perspective of information theory and coding theory. In 2018, Perard et al. [4] proposed to use erasure coding to create low storage blockchain nodes. In this way, the entire blockchain history can be recovered from a subset of nodes, but the encoded history cannot be used directly unless decoded. Therefore, it is important to find a low-cost blockchain history storage method that can balance decentralization and transparency (stored data can be used directly by the node without decoding) to deal with the contradiction between storage and scalability.

This paper reduces the storage overhead of nodes by downsampling history data. After downsampling, a node only needs to synchronize and maintain a small proportion of all the blocks. We demonstrate that our well-designed *downsampled nodes* (DSNs) can provide good scalability in independency and recovery.

- **Independency:** We prove that DSNs are able to independently verify and broadcast transactions. Moreover, DSNs containing blocks with higher entropy have better verification accuracy than DSNs containing blocks with lower entropy. Therefore, we downsample blocks following the distribution of block entropy to achieve better verification accuracy. Furthermore, in UTXOs model, because of the sequential feature of blockchain, it can be determined whether a transaction output is valid if all blocks after that transaction are known. Therefore, if containing continuous latest blocks, DSNs will not be deceived by a malicious node to believe a transaction that references a invalid input.
- **Recovery:** The entire history data can be recovered through the cooperation of a group of DSNs. Usually erasure codes are used for data recovery in distributed storage systems. However, for blockchain, parity-checks of erasure codes can not be verified by the hash value of block headers, and are unavailable before decoding. Instead we propose that uncoded (transparent) transactions are stored on a set of DSNs following the soliton distribution. Only during the recovery, these DSNs encode their transactions to help fail nodes. Suppose that we want to recover a segment with K transactions, and DSNs have $O(\ln(K/\epsilon))$ transactions of this segment on average. Each DSN encodes its related transactions into a codeword by simple bitwise sum. We demonstrate that

This work was supported by Young Elite Scientists Sponsorship Program by CAST under Grant 2017QNRC001. This article was presented in part at IEEE INFOCOM 2019 and ACM CoNEXT 2019. (Qin Huang and Li Quan contributed equally to this work.) (Corresponding author: Qin Huang and Shengli Zhang. Email: qhuang.smash@gmail.com, zsl@szu.edu.cn.)

the recovery probability is $1-\epsilon$ if $K+O\left(\sqrt{K}\ln^2(K/\epsilon)\right)$ codewords of such DSNs are received.

This paper is organized as follows. Section II gives the background of the blockchain. Section III presents downsampling nodes of blockchain. Section IV introduces the information entropy of blockchain to guide the downsampling. Section V achieves the recovery of history data of blockchain with transparent coding. Section VI concludes this paper.

II. BACKGROUND

Blockchain technology is a distributed ledger that cryptographically secures records of transactions [5]. It provides a secure distributed database. This database is sequential, open, scattered and Byzantine fault tolerance [6], which describes a system's ability to tolerate the failures of the Byzantine Generals' Problem [7]. The first application of the blockchain is Bitcoin, so we use Bitcoin as an example to illustrate the blockchain.

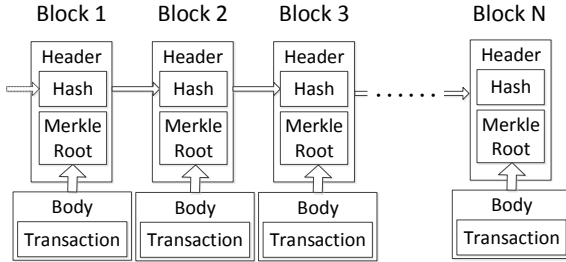


Figure 1. Bitcoin blockchain structure.

Figure 1 shows a typical Bitcoin blockchain structure. A complete Bitcoin blockchain consists of $N + 1$ blocks sequentially stored from block 0 to block N . Each block includes a block header and a block body. The block header stores the previous block header hash, Merkle root, version, time, target threshold and nonce. With previous block header hash, different blocks are chained together sequentially. One block body contains transactions and the Merkle tree. The Merkle tree is generated by means of hash identifiers of transactions. These hash identifiers are paired, hashed, continuously repeated paired, and hashed until a unique hash is left. This hash is called the root of a Merkle tree. The Merkle root is stored in the block header. In this way, the block header and the block body are chained together to form a block.

A transaction includes inputs and outputs. UTXOs can be used as valid inputs by a new transaction. Only coinbase transaction can generate new Bitcoin without inputs. For other valid transactions, they should quote UTXOs from some existing transactions as inputs.

When the user sends a new transaction T to the network, the nodes receive T , then check it with Algorithm 1 in [8].

T_{in} is the input of T , T_{out} is the output of T , $S_{processed}$ is the set of processed transactions and S_{UTXO} is the set of UTXOs. If the algorithm returns true, T will be marked as a valid unconfirmed transaction and broadcast. In order to check all new transactions safely, nodes need to download and verify the blocks from the genesis block to the latest block.

Algorithm 1 Transaction Verification [8]

Input: T ;

Output: true or false;

```

1: if  $T \in S_{processed}$  then return false
2: end if
3: //Check whether addresses in the  $T$  are valid.
4: if CHECKADDR ( $T$ ) = false then return false
5: end if
6: //Check whether the originator of  $T$  is the legal owner of
  the input address.
7: if CHECKOWNER ( $T$ ) = false then return false
8: end if
9: if  $T \notin S_{UTXO}$  then return false
10: end if
11: if  $\sum T_{in} \geq \sum T_{out}$  then return true
12: end if

```

After nodes verify and broadcast new transactions, there is a need for miners to write new transactions into the blockchain, that is, to make new transactions part of the new block. These miners generate the Merkle tree, package the transactions and Merkle tree into a block body, add the corresponding parameters of the block header, and perform calculations and other operations to make the newly packaged block satisfy the consensus mechanism and broadcast the new block.

Therefore, the blockchain is a state machine whose state transition is based on the transaction [9]. For a blockchain, starting from a genesis state, the blockchain executes transactions one by one in order, and finally reaches a certain final state. The state of the blockchain could be defined as follows:

Definition 1. *State of the blockchain is a set of attributes that reflects the characteristics of the blockchain, which contains time, consensus results, difficulty, and balances of different owners.*

Specifically, we can denote a transaction as:

$$T \equiv \{T^{in}, T^{out}\}, \quad (1)$$

where T^{in} is the set of all inputs, and T^{out} is the set of all outputs.

The state transition caused by the execution of the transaction is

$$\sigma_{t+1} \equiv \Upsilon(\sigma_t, T_t), \quad (2)$$

where Υ is the state transition function, σ is the state of the blockchain system, and t is the time slot.

For a block, since it contains multiple transactions, the state transition of the block can be regarded as a continuous transaction state transfer,

$$\sigma_{t+1} \equiv \Pi(\sigma_t, B), \quad (3)$$

$$B \equiv (\dots, (T_0, T_1, \dots), \dots), \quad (4)$$

$$\Pi(\sigma, B) \equiv \Omega(B, \Upsilon(\Upsilon(\sigma, T_0), T_1) \dots), \quad (5)$$

where B is the block, which contains a series of transactions and related parameters; Π is the block-level state transition function; Ω is the block finalization function, mainly through

the consensus algorithm to determine whether a certain state after the state transition is finalized and could be added to the blockchain.

As saving the entire blockchain, full nodes can check the security of all transactions. However, saving all blocks increases the amount of data the node needs to process. These data need to be downloaded, stored, verified, indexed and updated. This increases the nodes' storage overhead and reduces the efficiency of processing transactions.

III. DOWNSAMPLING NODES OF BLOCKCHAIN

As the volume of transactions rapidly increases, the storage of blockchain history may be unaffordable for most nodes. A node may discard all block bodies and only save block headers, but it will bring scalability problems. Take SPV nodes as an example. An SPV node only synchronizes and maintains the block headers of the best chain. However, such nodes can neither independently verify and broadcast transactions, nor help recover history data of the blockchain.

Algorithm 2 Transparent Downsampling Blockchain Algorithm

Input: The number of reserved blocks δ ;

- 1: // The DSN P stores the set of entire block headers \mathcal{H} .
- 2: P : STORE(\mathcal{H});
- 3: //Get the reserved set \mathcal{D} , where \mathcal{D} is the set of δ block bodies.
- 4: \mathcal{D} = GETRES(\mathcal{H});
- 5: P : STORE(\mathcal{D});

In this section, we propose a node to store all the block headers and partial block bodies, named *downsampling node* (DSN). Each DSN can be generated by Algorithm 2 independently. DSNs are able to independently verify and broadcast transactions and contribute to the recovery of blockchain history as follows:

- The DSN uses block bodies of \mathcal{D} to generate UTXOs pool \mathcal{P}_{UTXO} . When a new T is received, the DSN will check it with Algorithm 3. If all the checks are passed, T will be regarded as a valid unconfirmed transaction and broadcast.
- The entire history data can be recovered through the cooperation of a group of DSNs. When a node P' needs to recover a block B' , it can request the transaction via Algorithm 4. In addition, when the node P' needs to recover all blocks, Algorithm 4 can be used in parallel.

It is worth mentioning that DSNs are able to work independently. Moreover, DSNs only make slight changes in choosing the reserved data. Thus, it is possible to keep the original network architecture and consensus algorithms of the blockchain.

In the following two sections, we propose entropy based downsampling and construct transparent coding to optimize scalability in independency and recovery, respectively.

Algorithm 3 Transaction Verification of DSNs

Input: T ;

Output: true or false;

- 1: **if** $T \in \mathcal{S}_{processed}$ **then return** false
- 2: **end if**
- 3: //Check whether addresses in the T are valid.
- 4: **if** CHECKADDR (T) = false **then return** false
- 5: **end if**
- 6: //Check whether the originator of T is the legal owner of the input address.
- 7: **if** CHECKOWNER (T) = false **then return** false
- 8: **end if**
- 9: **if** $T_{in} \in \mathcal{P}_{UTXO}$ **then return** false
- 10: **end if**
- 11: **if** $\sum T_{in} \geq \sum T_{out}$ **then return** true
- 12: **end if**

Algorithm 4 Recover a Block

Input:

The set of neighbor nodes of node P' , $\{P^1, P^2, \dots, P^{\mathcal{M}}\}$;

The block header of B' , h' ;

Output: The block B' ;

- 1: **for** $i=1$ to \mathcal{M} **do**
- 2: // P' sends h to P^i .
- 3: $P' \rightarrow P^i$: h ;
- 4: **if** $P^i \rightarrow P'$: B' **then return** B'
- 5: **end if**
- 6: **end for**

IV. ENTROPY BASED DOWNSAMPLING AND INDEPENDENCY OF DSNs

In blockchain, the verification of a transaction strongly relies on the most recent state. It is important for DSNs to select the block bodies to get as many parts of the most recent state as possible. Therefore, we propose to downsample block bodies following the entropy of blockchain.

A. Entropy based downsampling

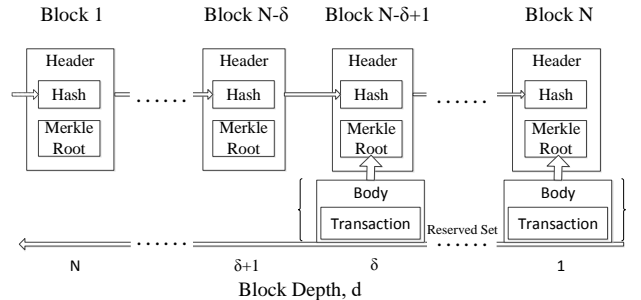


Figure 2. Example of the entropy based downsampling blockchain algorithm.

Assume each block can be viewed independently. The information entropy of different blocks at a time slot is $H(d)$, where d is the block depth as shown in Fig. 2 and the depth of the latest block is 1. Then, we can downsample the blockchain with Algorithm 5.

Algorithm 5 Entropy Based Downsampling Blockchain Algorithm

Input:

- The information entropy of blocks, $H(d)$;
 The number of reserved blocks, δ ;
- 1: // The DSN P stores the set of entire block headers \mathcal{H} .
 - 2: P : STORE(\mathcal{H});
 - 3: //Get the δ block headers whose block bodies have the largest entropy.
 - 4: $\mathcal{H}' = \text{MAXN_H}(\mathcal{H}, H(d), \delta)$;
 - 5: //Get the reserved set \mathcal{D} , where \mathcal{D} is the set of δ block bodies.
 - 6: $\mathcal{D} = \text{GETRES}(\mathcal{H}')$;
 - 7: P : STORE(\mathcal{D});
-

Table I
THE PROBABILITY OF BROADCAST OF DSNs

Probability	Broadcast	Discard
Valid	$\frac{N_{su}}{N_u}$	$\frac{N_u - N_{su}}{N_u}$
Invalid	$\frac{N_{st} - N_{su}}{N_t - N_u}$	$\frac{N_t - N_u - (N_{st} - N_{su})}{N_t - N_u}$

In Algorithm 5, δ could be set according to the state of the DSN and network, or calculated by $\delta = d_{max}/M$, where M is the downsampling factor. The DSN uses block bodies of \mathcal{D} to generate UTXOs pool \mathcal{P}_{UTXO} . When a new T is received, the DSN will check it with Algorithm 3.

Let N_t and N_u be the number of the entire blockchain's transaction outputs and UTXOs, respectively. Let N_{st} and N_{su} be the number of a DSN's transaction outputs and UTXOs, respectively. In Table I, we analyze the probability of broadcast of DSNs. If the transaction is valid, the DSN will broadcast it; otherwise discard. We define the broadcast accuracy as follows.

Definition 2. The broadcast accuracy, denoted by φ , is the probability that a node broadcasts valid transactions.

For a DSN,

$$\varphi_{\mathcal{D}} = \frac{N_{su}}{N_u}, \quad (6)$$

where $\mathcal{D} \subseteq \{d_1, d_2, \dots, d_\delta\}$ is the reserved set and δ is the number of reserved block bodies, $\delta = d_{max}/M$.

When considering the probability of each block used by a new transaction, we could define $u(d)$ as its probability distribution. Thus, the entropy and the broadcast accuracy could be expressed as

$$H(d) = E[-\log u(d)] = -u(d) \log u(d), \quad (7)$$

$$\varphi_{\mathcal{D}} = \frac{N_{su}}{N_u} = \int_{\mathcal{D}} u(d) dd. \quad (8)$$

Since $H(d)$ is proportional to $u(d)$, a higher sum of $H(d)$ means a higher sum of $u(d)$. Therefore, with the same number of reserved blocks, the entropy based downsampling blockchain algorithm could achieve the highest broadcast accuracy among different ways of downsampling.

B. Entropy of Bitcoin

Here we use Bitcoin as an example to illustrate how to estimate the entropy of the blockchain $H(d)$. In Bitcoin, the UTXOs pool is used to verify the new transaction, so the probability distribution of UTXOs could reflect the probability distribution of each block used by a new transaction. Therefore, we could estimate $H(d)$ according to the distribution of UTXOs.

From the set theory, we could build the model of the blockchain based on UTXOs. Thus, a valid state can be seen as a set of UTXOs,

$$\sigma_t \equiv \{txo_t^1, txo_t^2, txo_t^3, \dots, txo_t^n\}, \quad (9)$$

where txo_t^i is the UTXO at the time slot t , $i \in \mathbb{N}$.

The inputs and outputs of a transaction can also be regarded as a set of transaction outputs in the UTXOs model,

$$T_t^{in} \equiv \{txo_t^{j1}, txo_t^{j2}, txo_t^{j3}, \dots, txo_t^{jin}\}, \quad (10)$$

$$T_t^{out} \equiv \{txo_{t+1}^{k1}, txo_{t+1}^{k2}, txo_{t+1}^{k3}, \dots, txo_{t+1}^{kout}\}. \quad (11)$$

Thus, $T_t^{in} \subseteq \sigma_t$ and $T_t^{out} \subseteq \sigma_{t+1}$.

The state transition between two states can be seen as removing all $txos$ of transaction inputs from the previous state, and adding $txos$ of transaction outputs,

$$\sigma_{t+1} \equiv \sigma_t \triangle T. \quad (12)$$

Therefore, the most recent state of Bitcoin can be seen as the most recent set of UTXOs. However, the distribution of UTXOs changes as the block height increases, causing difficulty in analysis. Instead, we focus on state duration defined as follows.

Definition 3. State duration x is

$$x \equiv d_{prod} - d_{used}, \quad (13)$$

where d_{prod} and d_{used} are the depth of the block where a UTXO was produced and used, respectively.

Here we define the distribution of x as $N(x)$. Since the state duration reflects the inherent rule of the state. For a stable blockchain, the distribution of the state duration is stable. In other words, the state duration is more universal. The distribution of UTXOs can be derived from the survival function of the state duration.

When every UTXO is random, independent and equally possible to use, there will be more UTXOs with shorter state duration than with longer state duration. In this situation, the state duration should conform to the exponential distribution.

The probability density function of the state duration is

$$f(x) = \frac{N(x)}{\int_0^{+\infty} N(x) dx}. \quad (14)$$

The cumulative function of $f(x)$ is

$$C(d) = \int_0^{d-1} f(x) dx, \quad (15)$$

which means that for a block with depth d , in all its transaction outputs, each output has been used with probability $C(d)$.

The probability of UTXOs in each block is

$$U(d) = 1 - C(d), \quad (16)$$

which is the survival function of the state duration.

When the number of transaction outputs is uniform, we can get $u(d)$, the probability density function of UTXOs,

$$u(d) = \frac{U(d)}{\int_0^{+\infty} U(d)dd}. \quad (17)$$

We count 224197 blocks and 847656 UTXOs of Bitcoin blockchain as samples on April 21, 2018, and fit the distribution of the state duration to the function

$$N(x) = 115000e^{-2.005x} + 38850e^{-0.1302x}, \quad (18)$$

where R -square = 0.99. The actual distribution of the state duration and $N(x)$ are illustrated as Fig. 3.

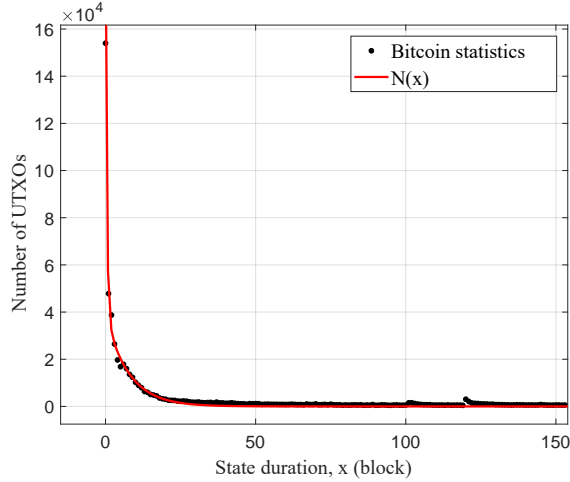


Figure 3. State duration of Bitcoin.

In Fig. 3, the horizontal coordinate is the state duration, and the vertical coordinate is the number of UTXOs. It can be seen that the theory and the actual state duration of Bitcoin are consistent. The state duration of Bitcoin is mainly distributed in smaller areas. Therefore, newer transaction outputs are more likely to be unspent.

According to $N(x)$ obtained from our statistics, the probability density function of the state duration of Bitcoin is

$$f(x) = 0.3233e^{-2.005x} + 0.1092e^{-0.1302x}. \quad (19)$$

According to the $f(x)$ obtained from our statistics,

$$u(d) = 0.0247e^{-2.005d} + 0.1286e^{-0.1302d}. \quad (20)$$

Then,

$$H(d) = \frac{(0.0247e^{-2.005d} + 0.1286e^{-0.1302d})}{*\log(0.0247e^{-2.005d} + 0.1286e^{-0.1302d})}, \quad (21)$$

from which we can find that $H(d)$ decreases when $d > 0$.

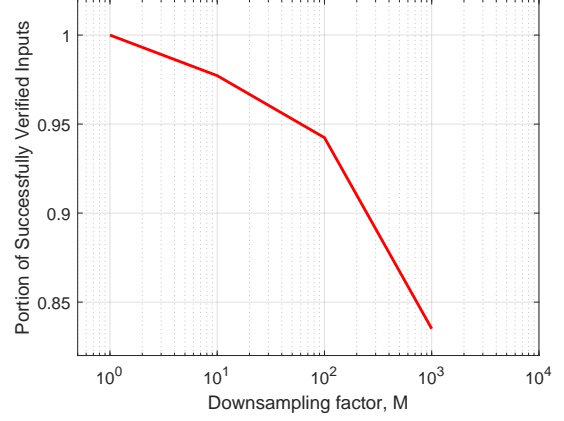


Figure 4. Average broadcast accuracy of entropy based DSNs under various downsampling factors.

C. Simulation results

On the basis of theoretical analysis, we test the performance of entropy based DSNs under various downsampling factors M .

On June 17, 2019, we simulated entropy based DSNs with the 6057 transaction inputs of the Bitcoin. It can be seen from the Fig. 4 that even if the downsampling factor reaches 1000, the DSN can obtain an average broadcast accuracy of 80% or more. When the downsampling factor is 100, the average broadcast accuracy of DSNs is over 90%. If the downsampling factor is 10, the loss of average broadcast accuracy is only about 3%.

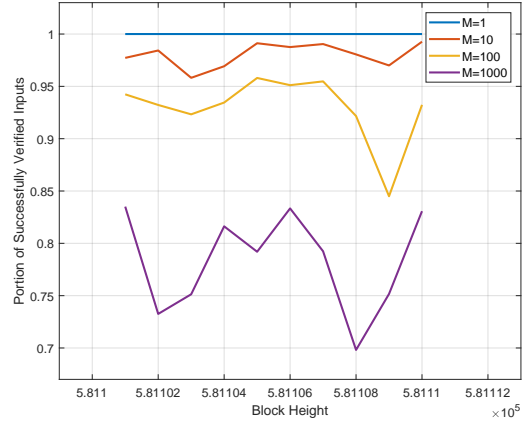


Figure 5. Real-time broadcast accuracy of entropy based DSNs under different downsampling factors.

Then, we investigate the real-time broadcast accuracy for each block. We test 78 blocks from block heights 581101 to 581178 of the Bitcoin. As show in Fig. 5, when processing the transactions of each block in real time, even if the downsampling factor reaches 1000, DSNs can obtain the real-time broadcast accuracy more than 70%. When the downsampling factor is 100, the real-time broadcast accuracy of DSNs is over

80%. If the downsampling factor is 10, the real-time broadcast accuracy of DSNs is over 95%.

In short, DSNs can significantly reduce the storage overhead, while keeping high broadcast accuracy both on average and in real time.

D. Security analysis

For payment, a new transaction usually needs 6 confirmations. Since a DSN stores all block headers, the lower bound of security is the same as the SPV node. Because a DSN loses part of the information, the upper bound of security is the same as the full node. In this section, we show that the security of DSNs with appropriate M can approach full nodes.

For broadcast, we can obtain the security by introducing randomness, like randomly reserving part of the block bodies of the non-reserved set. Assuming that the probability of successful cheating is p , the probability of successful cheating n times is p^n if the block bodies stored in the two nodes are independent. It can be seen that the possibility of diffusion is rapidly decreasing.

If the maximum number of connections of every node is m , the largest broadcast of a fake transaction is a tree that each parent node has m child nodes. The biggest expectation of *deceived nodes* (DCNs) is

$$E[DCN] = \sum_{l=1}^{+\infty} p^l m^l = \sum_{l=1}^{+\infty} (pm)^l. \quad (22)$$

When p is smaller than $1/m$, the expectation is convergence,

$$E[DCN] = \frac{pm}{1 - pm}. \quad (23)$$

Because of the sequential feature of blockchain, it can be determined whether a transaction output is UTXO if all blocks after that transaction output are known. The expectation of DCNs can be further reduced with this feature. For example, if a node reserves the continuous latest blocks in blockchain, the expectation of DCNs could approach zero.

Theorem 1. *If $T_{k+1}, T_{k+2}, T_{k+3}, \dots, T_t$ do not use a output of T_k as the transaction input, this output is UTXO.*

Proof. Assume that a output of T_k has already been used.

$$\therefore T_i^{in} \neq T_k^{out}, \forall i \in \{k+1, k+2, k+3, \dots, t\}, \quad (24)$$

as the transaction cannot use its own output as input,

$$\therefore T_i^{in} = T_k^{out}, \exists i < k, \quad (25)$$

which contradicts the time sequence of the blockchain system. Thus, the assumption is not true, and this output is the UTXO. \square

Similarly, it is easy to prove the following theorem.

Theorem 2. *If $T_{k+1}, T_{k+2}, T_{k+3}, \dots, T_t$ use a output of T_k as the transaction input, this output is not UTXO.*

In addition, because transactions in blocks are continuous, it comes to the following lemma.

Lemma 1. *If there are $B_{k+1}, B_{k+2}, B_{k+3}, \dots, B_t$, the generated set of UTXOs $\sigma_t^{k+1} \subseteq \sigma_t$.*

Therefore, the expectation of DCNs could approach zero.

V. BLOCKCHAIN RECOVERY WITH DSNs

In this section, we investigate the recovery of blockchain with DSNs. Besides downsampling in terms of blocks, we can downsample in terms of transactions. Since transactions are the smallest units of blockchain state transition, recovery in terms of transactions is flexible and efficient. Thus, here we further investigate recovery of blockchain in terms of transactions.

A. DSNs with random transparent coding

From the probability analysis [10], after N balls are independently and randomly thrown into K bins, and K is large enough, the probability that all bins have a ball is $1 - \epsilon$ when

$$N > K \log_e \frac{K}{\epsilon}. \quad (26)$$

In other words, K transactions could be recovered with probability $1 - \epsilon$, if $K \log_e \frac{K}{\epsilon}$ transactions are randomly stored. Usually, we use erasure coding to ensure the data recovery. However, parity symbols of erasure coding can not be verified by hash in blockchain. It brings serious issues in security and availability.

In order to make data on each node directly be verified and used, we propose to transparently store data, and only encode during data recovery as follows.

The storage algorithm of a node P , which is the downsampling algorithm with transparent coding, can be described as Algorithm 6. This algorithm constructs a spatial distribution of transactions on the blockchain network.

Algorithm 6 Downsampling with transparent coding

- 1: // P stores the set of entire block headers \mathcal{H} and the set of the identifier (hash value) \mathcal{I} of every transaction.
 - 2: P : STORE(\mathcal{H}, \mathcal{I});
 - 3: // P generates a positive integer random variable γ with a mean of $\log_e \frac{K}{\epsilon}$.
 - 4: $\gamma = \text{RANDOM}(1, K, \log_e \frac{K}{\epsilon})$;
 - 5: P : uniformly and randomly select γ distinct identifiers $I_1, I_2, \dots, I_\gamma \in \mathcal{I}$;
 - 6: **for** $j=1$ to γ **do**
 - 7: P : get transaction T_j , where the identifier of T_j is I_j ;
 - 8: P : STORE(T_j);
 - 9: **end for**
-

When a node P' needs a transaction T' , it can request the transaction via Algorithm 7. The probability that the transaction T' cannot be found is $(1 - \log_e \frac{K}{\epsilon})^M$, if all neighbor nodes are encoded with $\bar{\gamma} = \log_e \frac{K}{\epsilon}$, where M is the number of neighbor nodes and $\bar{\gamma}$ is the average of γ .

In addition, when a node P' needs to recover all transactions of a block, although Algorithm 7 can be used in parallel, it will waste bandwidth, meaning that $O(K \ln(k/\epsilon))$ transactions need to be propagated. This problem can be solved by transmitting the bitwise sum, modulo 2, of γ^i transactions of each node. The codeword sent by node P^i is

$$c^i = T_1 \oplus T_2 \oplus T_3 \oplus \dots \oplus T_{\gamma^i}, \quad (27)$$

where γ^i is the degree of the codeword. Since the average degree $\bar{\gamma}$ is significantly less than K , we can decode these

Algorithm 7 Recovery of a transaction

Input:

The set of neighbor nodes of node P' , $\{P^1, P^2, \dots, P^{\mathcal{M}}\}$;
 The identifier of the transaction T' , $I_{T'}$;

Output: The transaction T' ;

```

1: for  $i=1$  to  $\mathcal{M}$  do
2:   //  $P'$  sends  $I_{T'}$  to  $P^i$ .
3:    $P' \rightarrow P^i: I_{T'}$ ;
4:   if  $P^i \rightarrow P': T'$  then return  $T'$ 
5:   end if
6: end for
  
```

codewords like decoding a sparse-graph code over an erasure channel. Here we use the message passing algorithm, which is described in detail in Algorithm 8.

Algorithm 8 Decoding of transparent coding

```

1: Get  $G$ ; // Get the coding matrix.
2: repeat
3:   find a codeword  $c^i$  that is connected to only one
   transaction  $T_j$ ;
4:   if  $c^i == null$  then return false;
5:   end if
6:    $T_j = c^i$ ;
7:   for all  $i'$  such that  $G_{i'j} == 1$  do
8:      $c^{i'} = c^{i'} \oplus T_j$ ;
9:      $G_{i'j} = 0$ 
10:  end for
11: until all  $T_j$  are determined
  
```

B. DSNs with robust soliton distribution transparent coding

Although coding can reduce bandwidth consumption, in practice the random selection of degrees performs poorly because it is very likely that there is no codeword with the degree-one at some point in the decoding. So the choice of the degree distribution is very important. Therefore, inspired by fountain codes [11], we find that the robust soliton distribution can be used as the probability distribution of the random variable in Algorithm 6, which ensures that the expected number of codewords with the degree-one is around

$$S \equiv c \log_e(K/\epsilon) \sqrt{K}, \quad (28)$$

where ϵ is the probability that the node P' could not decode all transactions after $K' = KZ$ codewords have been received, and c is a constant of order 1. The robust soliton distribution is

$$\mu(\gamma) = \frac{\rho(\gamma) + \tau(\gamma)}{Z}, \quad (29)$$

where

$$\begin{aligned} \rho(1) &= 1/K \\ \rho(\gamma) &= \frac{1}{\gamma(\gamma-1)} \quad \text{for } \gamma = 2, 3, \dots, K, \end{aligned} \quad (30)$$

$$\tau(\gamma) = \begin{cases} \frac{S}{K} \frac{1}{\gamma} & \text{for } \gamma = 1, 2, \dots, (K/S) - 1 \\ \frac{S}{K} \log(S/\epsilon) & \text{for } \gamma = K/S \\ 0 & \text{for } \gamma > K/S \end{cases}, \quad (31)$$

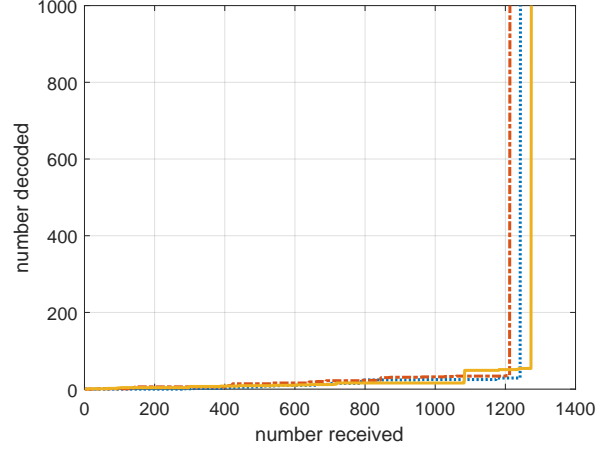


Figure 6. Performance of robust soliton distribution transparent blockchain codes.

and

$$Z = \Sigma_{\gamma}(\rho(\gamma) + \tau(\gamma)). \quad (32)$$

In this case, the decoding algorithm of transparent blockchain codes is the same as the decoding algorithm of fountain codes. Therefore, any $K + O(\sqrt{K} \ln^2(K/\epsilon))$ codewords from different nodes can recover the K original transactions with probability $1 - \epsilon$, and each node only needs to store $O(\ln(K/\epsilon))$ transactions on average. Figure 6 shows three different decoding runs of transparent blockchain codes, where $c = 0.05$, $\epsilon = 0.05$, $K = 1000$, $\bar{\gamma} = 10.40$. The original block could be recovered when the number of received codewords is around 1300.

C. Security analysis

DSNs with transparent coding have two following properties to meet the requirement of safety:

- **Anti-fraud:** it is computationally infeasible to defraud a DSN to trust a forged transaction.
- **Anti-obstruction:** it is computationally infeasible to have a DSN spend much more than normal to verify a transaction.

These two properties could be formalized in terms of two games that we play with two adversaries, respectively.

In the anti-fraud game, there is an adversary who claims that he can defraud a DSN to trust a forged transaction and a challenger that will test this claim. Here the DSN is the challenger. We are going to allow the adversary to run the hash function of his choice inputs, for as long as he wants, as long as the number of guesses is plausible. Once the adversary is satisfied that he has tried enough inputs, then the adversary picks a transaction and attempts to forge a transaction. However, since the hash function is collision resistant, the challenger will detect the inconsistency between the forged transaction and the hash identifier. Thus, the challenger will win the game.

In addition, in the anti-congestion game, there is an adversary who claims that he can have a DSN spend much

more than normal to verify a transaction and a challenger that will test this claim. Here the DSN is the challenger. We are going to allow the adversary to send any codeword to the challenger, for as long as the number of codewords is plausible. The adversary attempts to obstruct the challenger to verify transactions. However, since the maximum degree of the codeword is K , the challenger will be able to decode any codeword within $K - 1$ bitwise sums, modulo 2. Therefore, the challenger will win the game.

VI. CONCLUSION

In this paper, we proposed to downsample history data to reduce the storage overhead of blockchain. It demonstrates that entropy based downsampling can provide high verification and broadcast accuracy. Moreover, in order to recover data in a practical way, we proposed to transparently store data following robust soliton distribution, and only encode during data recovery. It demonstrates that our proposed transparent coding provides reliability with low bandwidth consumption. In short, our transparent downsampling blockchain algorithm has good scalability in independency and recovery.

REFERENCES

- [1] S. Nakamoto. (2008, Mar.) Bitcoin: A peer-to-peer electronic cash system. Online. [Online]. Available: <https://bitcoin.org/bitcoin.pdf>
- [2] D. Leung, A. Suhl, Y. Gilad, and N. Zeldovich, "Vault : fast bootstrapping for cryptocurrencies," *IACR Cryptology ePrint Archive*, vol. 2018, p. 269, 2018.
- [3] T. P. Dryja, "Utreexo: A dynamic hash-based accumulator optimized for the bitcoin utxo set." *IACR Cryptology ePrint Archive*, vol. 2019, p. 611, 2019.
- [4] D. Perard, J. Lacan, Y. Bachy, and J. Detchart, "Erasure code-based low storage blockchain node," in *2018 IEEE International Conference on Internet of Things (iThings) and IEEE Green Computing and Communications (GreenCom) and IEEE Cyber, Physical and Social Computing (CPSCom) and IEEE Smart Data (SmartData)*. Halifax, Canada: IEEE, July 2018, pp. 1622–1627.
- [5] A. Narayanan, J. Bonneau, E. Felten, A. Miller, and S. Goldfeder, *Bitcoin and Cryptocurrency Technologies: A Comprehensive Introduction*. Princeton University Press, 2016.
- [6] O. J. A. Pinno, A. Grgio, and L. C. E. D. Bona, "Controlchain: Blockchain as a central enabler for access control authorizations in the iot," in *IEEE GLOBECOM*, 2017.
- [7] L. Lamport, R. E. Shostak, and M. C. Pease, "The byzantine generals problem," *ACM Transactions on Programming Languages and Systems*, vol. 4, no. 3, pp. 382–401, 1982.
- [8] A. M. Antonopoulos, *Mastering Bitcoin: unlocking digital cryptocurrencies*. O'Reilly Media, Inc., 2014.
- [9] G. Wood. (2019, Oct.) Ethereum: A secure decentralised generalised transaction ledger. Online. [Online]. Available: <https://ethereum.github.io/yellowpaper/paper.pdf>
- [10] D. J. C. Mackay, "Fountain codes," *Communications, IEE Proceedings-*, vol. 152, no. 6, pp. 1062–1068, 2005.
- [11] M. Luby, "Lt codes," in *IEEE Symposium on Foundations of Computer Science*. Vancouver, Canada: IEEE, November 2002.