

Search for the field-induced magnetic instability around the upper critical field of superconductivity in $H \parallel c$ in CeCoIn_5

Takanori TANIGUCHI¹, Shunsaku KITAGAWA¹, Masahiro MANAGO¹, Genki NAKAMINE¹, Kenji ISHIDA¹ and Hiroaki SHISHIDO²

¹*Department of Physics, Kyoto University, Kyoto 606-8502, Japan*

²*Department of Physics and Electronics, Osaka Prefecture University, Osaka 980-8577, Japan*

E-mail: taka.taniguchi@imr.tohoku.ac.jp

(Received February 21, 2019)

We present nuclear spin-lattice relaxation rate ($1/T_1$) at the Co site and ac-susceptibility results in the normal and superconducting (SC) states of CeCoIn_5 for $H \parallel c$ near the SC upper critical field H_{c2} above 0.1 K. At 4.2 T, $1/T_1$ rapidly decreases below the SC transition temperature, consistent with the previous reports. Although the field dependence of $1/T_1 T$ at 0.1 K shows a peak at 5.2 T above H_{c2} , the temperature dependence of $1/T_1 T$ at 5.2 T is independent of temperature below 0.2 K, showing a Fermi-liquid behavior. In addition, we found no NMR-spectrum broadening by the appearance of internal fields around H_{c2} at 0.1 K. We could not detect any field-induced magnetic instability around H_{c2} down to 0.1 K although the remarkable non-Fermi-liquid behavior towards H_{c2} was observed in various physical quantities.

KEYWORDS: field-induced criticality, NMR, ac susceptibility, heavy fermion

1. Introduction

Heavy fermion systems have many examples of a quantum critical point (QCP), where magnetic transition temperature is suppressed to zero by applied a pressure or magnetic field, and unconventional superconductivity has been discovered in many cases. This fact provides strong evidence for magnetically mediated Cooper pairing in these superconductors [1–3]. In particular, CeTIn_5 ($T = \text{Co, Ir, Rh}$) series, called 1-1-5 family, have attracted much attention for QCP studies because of an emergence of various phenomena originating from $4f$ electrons such as antiferromagnetic (AFM) order, heavy fermion (FL) state, and superconducting (SC) state under the pressure or magnetic field [4–6].

In this paper, we focus on CeCoIn_5 . This compound is located in the vicinity of the AFM phase and shows superconductivity at a transition temperature $T_c = 2.3$ K at zero-field and ambient pressure [7]. The Knight shift decreased rapidly on entering the SC phase for $H \parallel c$, indicating a singlet Cooper pair forming in CeCoIn_5 [8, 9]. Nuclear spin-lattice relaxation rate ($1/T_1$) was proportional to $\sim T^3$ far below T_c , suggesting that CeCoIn_5 is a line-nodal superconductor [9]. In addition, the $d_{x^2-y^2}$ symmetry was suggested from the several measurements such as the field-angle resolved thermal-conductivity [10] and heat-capacity [11] measurements and the spectroscopic imaging scanning tunneling microscopy [12, 13] measurement.

For $H \parallel ab$, coexistence of Flude-Ferrell-Larkin-Ovchinnikov (FFLO) state and incommensurate spin-density-wave order (called Q-phase) was observed near H_{c2} [14, 15]. The NMR spectrum at the In(2) site abruptly shifts at T_c with the first order character determined with specific-heat and magnetization measurements near H_{c2} , and splits in the Q-phase inside the SC state [15–18]. It is noted that the magnetic Q-phase can exist inside the SC state. On the other hand, the presence of pure

FFLO state in $H \parallel c$ was suggested from the various measurements near H_{c2} [18, 19], but the crucial evidence of the FFLO state in $H \parallel c$ has not been obtained. In addition, the presence of the field-induced magnetic instability similar to the Q phase is another interesting issue for $H \parallel c$ near H_{c2} , since a remarkable non Fermi liquid behavior towards H_{c2} was observed in various measurements. Sakai *et al.* reported that $1/T_1T$ measured at 5 T increased down to 0.2 K with decreasing temperature due to the development of the quasi-2D spin fluctuations [5], but $1/T_1T$ below 0.2 K was constant (Korringa-law), indicating the FL state. This was consistent with the dHvA [21], resistibility [22], and thermal conductivity measurements [23]. In the NMR study by Sakai *et al.*, the presence of the maximum of $1/T_1T$ near H_{c2} was shown and suggested the possibility of the coincidence with the field-induced magnetic critical point and H_{c2} in $H \parallel c$, but the detailed search of the magnetic phase has not been performed [5]. In this paper, we report the detailed temperature and field dependence of ^{59}Co -NMR and ac susceptibility results for $H \parallel c$ near H_{c2} . No superconductivity was observed from the ac susceptibility measurement above 5.0 T and 0.2 K, but $1/T_1T$ at 0.1 K shows a maximum at 5.2 T above H_{c2} . However, $1/T_1T$ measured at 5.2 T stayed constant below 0.2 K, indicative of the absence of field-induced magnetic instability around H_{c2} .

2. Experimental Procedures

Single crystals of CeCoIn_5 were synthesized by the In-flux method [20]. We selected the thin-plate single crystal (1.5 mm \times 2.0 mm \times 0.2 mm) with the c axis normal to the plate, and performed the ^{59}Co -NMR measurement on the single crystal. The ^{59}Co -NMR spectra were obtained by summing the Fourier transform spectra from the spin-echo signal obtained at equally spaced rf frequencies at a fixed magnetic field. Since ^{59}Co nuclear spin is $7/2$ ($I = 7/2$), the ^{59}Co -NMR spectrum consists of seven peaks. The sharpness of the resonance line indicates the high quality of the crystal. $1/T_1$ at the Co site was obtained from a central line arising from the $|-1/2\rangle \longleftrightarrow |+1/2\rangle$ transition. The crystal alignment with respect to the magnetic field was precisely performed with a single-axis rotator in the horizontal field generated by a split-magnet, and the misalignment is within 0.5° .

3. Results

Figure 1(a) shows the crystal structure of CeCoIn_5 . The crystal structure of CeCoIn_5 is the tetragonal HoCoGa_5 type structure and the space group $P4/mmm$ [7]. The Ce and Co sites, occupying the 1a and 1b Wyckoff positions with the both point symmetries $4/mmm$, are at the same fourfold axis along the c axis. There are two crystallographically inequivalent In sites, In(1) and In(2), occupying the 1c and 4i Wyckoff positions with the point symmetries $4/mmm$ and $2mm.$, respectively.

Figure 1(b) shows the temperature dependence of ac susceptibility χ_{ac} for various magnetic fields parallel to the c axis. Below 4.8 T, χ_{ac} decreases below $T_c(H)$, caused by the diamagnetic shielding. On the other hand, above 5.0 T, a clear anomaly is not observed down to 0.2 K, which is consistent with the previous reports ($\mu_0 H_{c2} = 5.0$ T) [7].

Figure 2(a) shows the field dependence of $1/T_1T$ and χ_{ac} at 0.1 K near H_{c2} for $H \parallel c$. At 4.8 T, the ^{59}Co -NMR spectrum was splitting below T_c due to the first order transition, and we follow the normal-state component. $1/T_1T$ showed a peak at 5.2 T, suggesting that the field-induced peak of $1/T_1T$ is above H_{c2} . Figure 2(b) shows the temperature dependence of $1/T_1T$ in various magnetic fields parallel to c axis. Above T_c , $1/T_1T$ increases with decreasing temperature due to the development of AFM fluctuations. In smaller fields than H_{c2} (2.0 and 4.2 T), $1/T_1T$ abruptly decreases without a coherent peak just below T_c , supporting the d -wave superconductivity. At 5.2 T, $1/T_1T$ is independent of temperature below 0.2 K, showing the Korringa behavior even at the critical field where $1/T_1T$ shows a maximum. This indicates that a field-induced magnetic instability is absent in CeCoIn_5 near H_{c2} in $H \parallel c$.

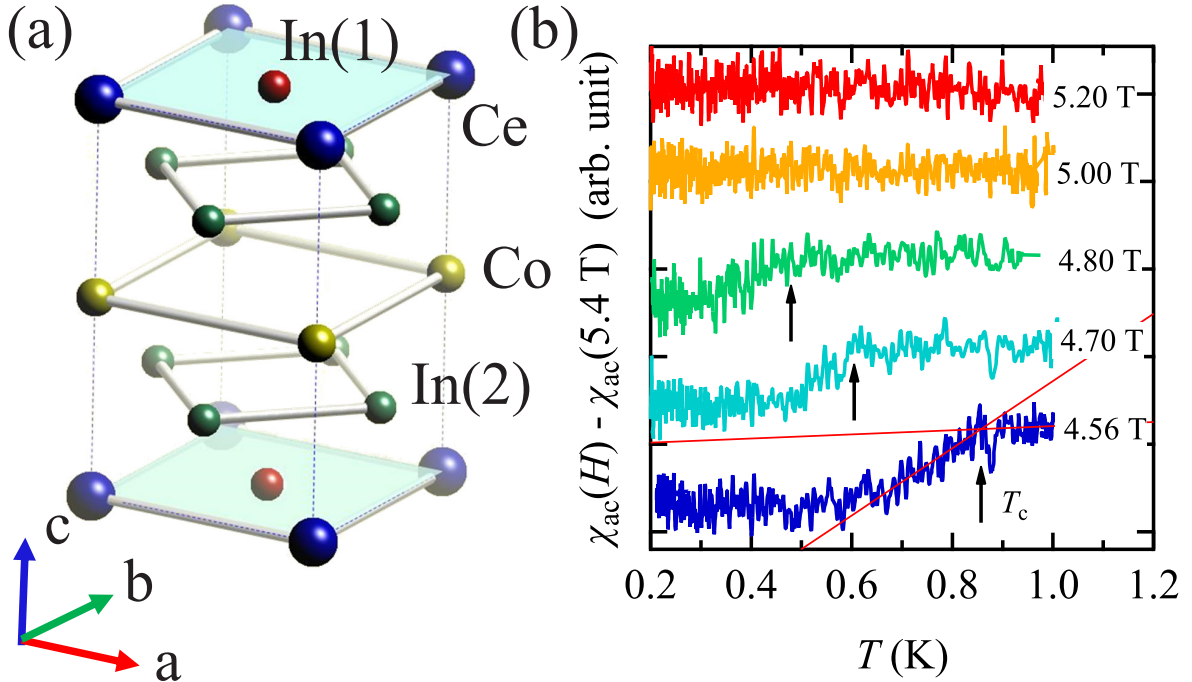


Fig. 1. (a) The crystal structure of CeCoIn₅. The blue semitransparent sheets present the Ce and In(1) plane. (b) The temperature dependence of the χ_{ac} near H_{c2} . For the sake of clarity, the plots in (b) are vertically shifted consecutively. T_c is determined by liner fitting of the diamagnetic signals around the turning point, like the red lines at 4.56 T, and is indicated the black arrows.

Figure 3 (a) shows the ^{59}Co -NMR spectra measured at 0.1 K in 5.0, 5.2, and 5.4 T near H_{c2} . The shape of lines are insensitive to the field, and any linewidth broadening of the ^{59}Co -NMR spectra was not observed at 5.2 T, as shown the Fig. 3(b), also indicative of the absence of due to the appearance of static internal field a field-induced magnetic instability around H_{c2} as well as the result of $1/T_1T$.

Many anomalous states due to the development of spin-fluctuations, such as a non-Fermi liquid behavior, have been observed near QCPs in various heavy-fermion compounds. A typical example is YbRh₂Si₂, in which $1/T_1T$ of ^{29}Si in YbRh₂Si₂ continues to increase at the field-induced critical point with decreasing temperature [24]. However, our result shows that $1/T_1T$ is constant below 0.2 K, indicating that the FL state holds even at the critical field where $1/T_1T$ shows the maximum. The $1/T_1T$ behavior observed in the critical region of CeCoIn₅ is reminiscent of the criticality observed in CeRu₂Si₂ showing the meta-magnetic criticality. Sakakibara *et al.* reported that the FL state holds at low temperatures even at the critical region, and suggested that the origin of this criticality is related with the change of the f electron character from itinerant to localized [25]. $1/T_1T$ of CeRu₂Si₂ at the critical field increased down to T_M and stayed constant below T_M [26], as if CeRu₂Si₂ possesses a finite crossover temperature at T_M [25]. We suggest that the critical behavior observed in CeCoIn₅ near H_{c2} might originate from the field continuous change of the Fermi-surfaces, in which the large Fermi-surfaces still remain above H_{c2} as shown in [21]. The $1/T_1T$ behaviors against H and T show the crossover from the non-FL to FL occurring at around 5.2 T below 0.2 K, in good agreement with the recent thermal expansion measurement [27], but inconsistent with the thermal conductivity results showing the non-FL behaviors above H_{c2} [23].

Recently, the field-induced phase transition was reported at around 8 T and 15 mK from the dHvA measurement, but the order parameter is unknown yet [28]. From the present ^{59}Co -NMR measurement, it seems that the field-induced phase transition is not ascribed to magnetic in origin but would

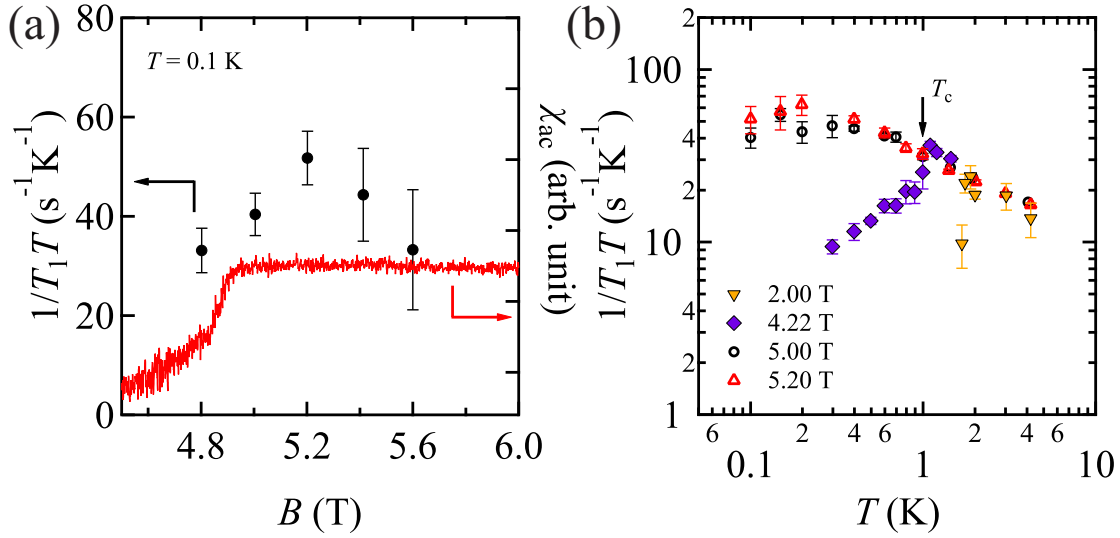


Fig. 2. (a) The field dependence of $1/T_1T$ and ac magnetic susceptibility at 0.1 K. (b) The temperature dependence of $1/T_1T$ at several fields. The black arrow shows the T_c s at 4.22 T determined by the ac susceptibility measurement.

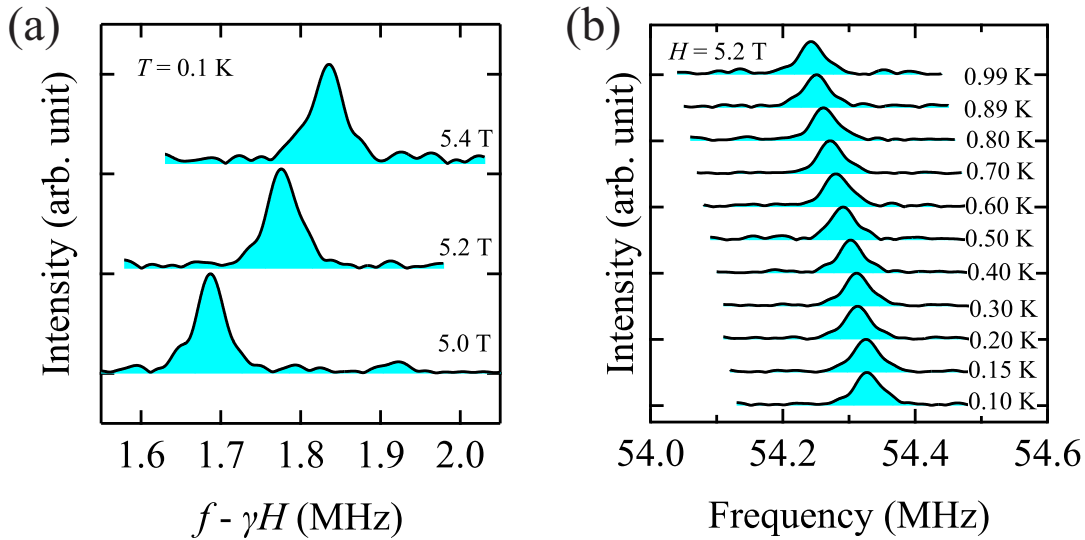


Fig. 3. (a) ^{59}Co -NMR spectra measured at 0.1 K in 5.0, 5.2 and 5.4 T. (b) The temperature dependence of ^{59}Co -NMR spectra at 5.2 T. Panels (a) and (b) show the Co-NMR center line arising from $|-1/2\rangle \leftrightarrow |+1/2\rangle$ transition.

originate from the Fermi-surface instability probed by the transport measurement, since AFM magnetic fluctuations are suppressed at the higher fields [5]. However it is noted that the phase-transition was observed up to 9.5 T and seems to exist above 10 T in $H \parallel c$, which is anticipated to the relation with the magnetic Q phase observed in $H \perp c$. To understand the origin of the field-induced transition, further measurements, particularly angle dependence of the NMR measurements in the ac plane down to 10 mK would give a clue to clarify the origin.

4. Conclusion

We have performed the single crystal ^{59}Co -NMR measurements for $H \parallel c$ near H_{c2} in CeCoIn_5 to investigate whether the field induced magnetic phase like the Q phase is observed or not. Although low temperature $1/T_1T$ shows a peak at 5.2 T above H_{c2} , $1/T_1T$ at 5.2 T is almost constant below 0.2 K, indicative of an absence of field-induced magnetic instability down to 0.1 K.

Acknowledgment

We would like to thank Y. Maeno and S. Yonezawa for stimulating discussions. This work was financially supported by JSPS/MEXT Grants-in-Aids for Scientific Research (KAKENHI) Grant Numbers, JP15H05745, JP17K14339, JP19K03751, JP19K14657, JP19H04696, JP19K23417, Grant Numbers JP15H05882, JP15H05884 (J-Physics). T. Taniguchi and M. Manago were supported by the JSPS Research Fellowship (JP17J08806 and JP17J05509 , respectively),

References

- [1] G. R. Stewart, Rev. Mod. Phys. **56**, 755 (1984).
- [2] G. R. Stewart, Rev. Mod. Phys. **83**, 1589 (2011).
- [3] P. Gegenwart, Q. Si, and F. Steglich, Nat. Phys. **4**, 186 (2008).
- [4] T. Park, F. Ronning, H. Q. Yuan, M. B. Salamon, R. Movshovich, J. L. Sarrao, and J. D. Thompson, Nat. Lett. **440**, 65 (2006).
- [5] H. Sakai, S. E. Brown, S.-H. Baek, F. Ronning, E. D. Bauer, and J. D. Thompson, Phy. Rev. Lett. **107**, 137001 (2011).
- [6] J. D. Thompson and Z. Fisk, J. Phys. Soc. Jpn. **81**, 011002 (2012).
- [7] C. Petrovic, P. G. Pagliuso, M. F. Hundley, R. Movshovich, J. L. Sarrao, J. D. Thompson, Z. Fisk, and P. Monthoux, J. Phys.: Condens. Matt. **13**, L337 (2001).
- [8] N. J. Curro, B. Simovic, P. C. Hammel, P. G. Pagliuso, J. L. Sarrao, J. D. Thompson and G. B. Martins, Phys. Rev. B, **64**, 180514(R) (2001).
- [9] Y. Kohori, Y. Yamato, Y. Iwamoto, T. Kohara, E. D. Bauer, M. B. Maple, and J. L. Sarrao, Phys. Rev. B, **64**, 134526 (2001).
- [10] K. Izawa, H. Yamaguchi, Y. Matsuda, H. Shishido, R. Settai, and Y. Onuki, Phys. Rev. Lett. **87**, 057002 (2001).
- [11] K. An, T. Sakakibara, R. Settai, Y. Onuki, M. Hiragi, M. Ichioka, and K. Machida, Phys. Rev. Lett. **104**, 037002 (2010).
- [12] M. P. Allan, F. Massee, D. K. Morr, J. V. Dyke, A. W. Rost, A. P. Mackenzie, C. Petrovic, and J. C. Davis, Nat. Phys. **9**, 468 (2013).
- [13] B. B. Zhou, S. Misra, E. H. d. S. Neto, P. Aynajian, R. E. Baumbach, J. D. Thompson, E. D. Bauer, and A. Yazdani, Nat. Phys. **9**, 474 (2013).
- [14] M. Kenzelmann, Th. Strassle, C. Niedermayer, M. Sigrist, B. Padmanabhan, M. Zolliker, A. D. Bianchi, R. Movshovich, E. D. Bauer, J. L. Sarrao, and J. D. Thompson, Science **321**, 1652 (2008).
- [15] B. -L. Young, R. R. Urbano, N. J. Curro, J. D. Thompson, J. L. Sarrao, A. B. Vorontsov, and M. J. Graf, Phys. Rev. Lett. **98**, 036402 (2007).
- [16] A. Bianchi, R. Movshovich, C. Capan, P. G. Pagliuso, and J. L. Sarrao, Phys. Rev. Lett. **91**, 187004-1 (2003).
- [17] T. P. Murphy, Donovan H, E. C. Palm, S. W. Tozer, C. Petrovic, Z. Fisk, R. G. Goodrich, P. G. Pagliuso, J. L. Sarrao, and J. D. Thompson, Phys. Rev. B, **65**, 100514(R) (2002).
- [18] T. Tayama, A. Harita, T. Sakakibara, Y. Haga, H. Shishido, R. Settai, and Y. Onuki, Phys. Rev. B, **65**, 180504(R) (2002).
- [19] K. Kumagai, T. Oyaizu, N. Kondoh, H. Shishido, and Y. Matsuda, J. Phys: Conf. Ser. **150**, 052135 (2009).
- [20] H. Shishido, R. Settai, D. Aoki, S. Ikeda, H. Nakawaki, N. Nakamura, T. Iizuka, Y. Inada, K. Sugiyama, T. Takeuchi, K. Kindo, T. C. Kobayashi, Y. Haga, H. Harima, Y. Aoki, T. Namiki, H. Sato and Y. Onuki, J. Phys. Soc. Jpn. **71**, 162 (2002).

- [21] R. Settai, H. Shishido, S. Ikeda, Y. Murakawa, M. Nakashima, D. Aoki, Y. Haga, H. Harima, and Y. Onuki, *J. Phys.: Condens. Matt.* **13**, L627 (2001).
- [22] F. Ronning, C. Capan, A. Bianchi, R. Movshovich, A. Lacerda, M. F. Hundley, J. D. Thompson, P. G. Pagliuso, and J. L. Sarrao, *Phys. Rev. B*, **71**, 104528 (2005).
- [23] K. Izawa, K. Behnia, Y. Matsuda, H. Shishido, R. Settai, Y. Onuki, and J. Flouquet, *Phys. Rev. Lett.* **99**, 147005 (2007).
- [24] K. Ishida, K. Okamoto, Y. Kawasaki, Y. Kitaoka, O. Trovarelli, C. Geibel, and F. Steglich, *Phys. Rev. Lett.* **89**, 107202 (2002).
- [25] T. Sakakibara, T. Tayama, K. Matsuhira, H. Mitamura, A. Amitsuka, K. Maezawa, and Y. Onuki, *Phys. Rev. B* **51**, 12030 (1995).
- [26] K. Ishida, Y. Kawasaki, Y. Kitaoka, K. Asayama, H. Nakamura, and J. Flouquet, *Phys. Rev. B* **57**, 11054(R) (1998).
- [27] S. Zaun, K. Grube, R. Schaer, E. D. Bauer, J. D. Thompson, and H. v. Lohneysen, *Phys. Rev. Lett.* **106**, 087003 (2011).
- [28] H. Shishido, S. Yamada, K. Sugii, M. Shimozawa, Y. Yanase, and M. Yamashita, *Phys. Rev. Lett.* **120**, 177201 (2018).