

Latent Theme Dictionary Model for Finding Co-occurent Patterns in Process Data

Guanhua Fang

Columbia University, New York, NY, USA.

E-mail: gf2340@columbia.edu

Zhiliang Ying

Columbia University, New York, NY, USA.

Summary. Process data, temporally ordered categorical observations, are of recent interest due to its increasing abundance and the desire to extract useful information. A process is a collection of time-stamped events of different types, recording how an individual behaves in a given time period. The process data are too complex in terms of size and irregularity for the classical psychometric models to be applicable, at least directly, and, consequently, it is desirable to develop new ways for modeling and analysis. We introduce herein a latent theme dictionary model (LTDM) for processes that identifies co-occurent event patterns and individuals with similar behavioral patterns. Theoretical properties are established under certain regularity conditions for the likelihood based estimation and inference. A non-parametric Bayes LTDM algorithm using the Markov Chain Monte Carlo method is proposed for computation. Simulation studies show that the proposed approach performs well in a range of situations. The proposed method is applied to an item in the 2012 Programme for International Student Assessment with interpretable findings.

Keywords: Latent theme dictionary model, Process data, Co-occurent pattern, Identifiability

1. Introduction

Process data are temporally ordered data with categorical observations. Such data are ubiquitous and common in e-commerce (online purchases), social networking services and computer-based educational assessments. In large scale computer-based tests, analyzing process data has gained much attention and becomes a core task in the next generation of assessment; see, for example, 2012 and 2015 Programme for International Student Assessment (PISA) (OECD, 2014b, 2016), 2012 Programme for International Assessment of Adult Competencies (PIAAC) (Goodman et al., 2013), Assessment and Teaching of 21st Century Skills (ATC21S) (Griffin et al., 2012). In such technology-rich tests, there are problem-solving items which require the examinee to perform a number of actions before submitting final answers. These actions and their corresponding times are sequentially recorded and saved in a log file. Such log file data could provide extra information about examinee’s latent structure that is not available to the traditional paper-based test, in which the final responses (correct / incorrect) are used.

Like item response theory (IRT, Lord (2012)) models and diagnostic classification models (DCMs Templin et al. (2010)), it is also important to study the personal traits and calibrate the items in analysis of process data. However, process data are much more complicated in the sense that events happen at irregular time points and event sequence length varies from examinee to examinee. Distinct examinees may have different reaction speeds and tend to perform varied actions to complete the task. In addition, some examinees could find optimal strategy in very short time, while others may explore the item for longer time before reaching the final answers. Therefore, we need to classify examinees into multiple groups based on their distinct behaviors. Moreover, some events may appear sequentially very often, that is, the existence of co-occurrent event patterns is another important feature of process data. Thus, we need to extract key event patterns which may help us understand students’ learning status better and deeper.

There is a recent literature on statistical analysis of process data in terms of classification and feature extraction. Suh et al. (2010) and Hong et al. (2011) worked on information cascades involved with extracting the set of features describing the past information and using these features into a machine learning classifier. Luo et al. (2015)

considered a multidimensional Hawkes process by inducing structural constraints on triggering functions to get low-rank feature representations. Lian et al. (2015) proposed a hierarchical gaussian process model by using past events as kernel features to allow flexible arrival patterns. He and von Davier (2016) performed a study to extract and detect robust sequential action patterns associated with success or failure on a problem-solving item. Xu and Zha (2017) introduced a Dirichlet mixture Hawkes process model for clustering individuals based on raw event sequence. Xu et al. (2018) considered a latent class model for analyzing the student behaviors in solving computer-based tasks. Qiao and Jiao (2018) adopted various classification methods to a dataset from PISA 2012 to achieve a better accuracy.

Despite these efforts, statistical modeling and analysis of process data is still in its infancy. Most classification methods for process data are over-simplified by ignoring the event sequentiality and time irregularity. The feature extraction methods are based on counts and hence lack in statistical explanations. Moreover, very little has been done in terms of systematically exploring the process data structure, especially in simultaneously classifying individuals and extracting features.

This paper proposes a latent theme dictionary model (LTDM). It is a latent class-type model with two layers of latent structures that assumes an underlying latent class structure for examinees and a latent association pattern structure for event types. To incorporate the temporal nature, a survival time model with both event-specific parameter and person-specific frailty is assumed for gap times between two consecutive events. The challenging issues of model identifiability are dealt with through using special dictionary structure and Kruskal’s fundamental result of unique decomposition for three-dimensional array (Kruskal, 1977). We propose a non-parametric Bayes algorithm (NB-LTDM), which can be used to identify pattern dictionary, classify individuals, and estimate model parameters simultaneously.

The rest of paper is organized as follow. In Section 2, we describe process data and introduce two useful statistical models, latent class model (LCM) and theme dictionary model (TDM). In Section 3, we propose a new latent theme dictionary model, which combines LCM and TDM and incorporates time structure. In Section 4, we provide

theoretical results regarding with model identifiability and estimation consistency. In Section 5, we discuss the computation issue and propose the NB-LTDM algorithm. The simulation results are given in Section 6. In Section 7, we apply the proposed method to a real data set and get the interpretable results. Finally, the concluding remarks are given in Section 8.

2. Preliminary

2.1. Process Data

The process data here refer to a sequence of ordered events (actions) coupled with time stamps. For an examinee, his/her observed data may be denoted by $\{(e_1, t_1), \dots, (e_n, t_n), \dots, (e_N, t_N)\}$, where e_n is the n th event and t_n is its corresponding time stamp. We have $0 < t_1 < \dots < t_N$ and $e_n \in \mathcal{E}$, where \mathcal{E} is the set of all possible different event types. For notational simplicity, we write $e_{1:N} = \{e_n : n = 1, \dots, N\}$ and $t_{1:N} = \{t_n : n = 1, \dots, N\}$.

We use the “Traffic” item from PISA 2012 (OECD, 2014b) as a motivational example to illustrate various concepts and notation. PISA is a worldwide study to evaluate educational performances of different countries and economies. The “Traffic” item asks the examinee to operate on a computer to complete the task, i.e., to locate a meeting point which is within 15 minutes away from three places, Silver, Lincoln and Nobel. There are two correct answers, “Park” and “Silver” for this task. Figure 1 shows the initial state of the computer screen. There are 16 destinations and 23 roads in the map. The examinee could click a road to highlight it, re-click a clicked road to unhighlight, and use “RESET” button to remove all highlighted roads. The “Total Time” box shows the time for traveling on the highlighted roads. Once a road is clicked, the corresponding time would be added to this box. Each action and its corresponding time will be sequentially saved during the process of completing the item in the log file. A typical example of the action process of one specific examinee and its cleaned version are shown in Tables 6 and 6. In this case, $\mathcal{E} = \{1, 2, \dots, 23\}$. After removing unneeded rows (“START_ITEM”, “END_ITEM”, “Click”, “SELECT”), we can see that there are 16 meaningful actions

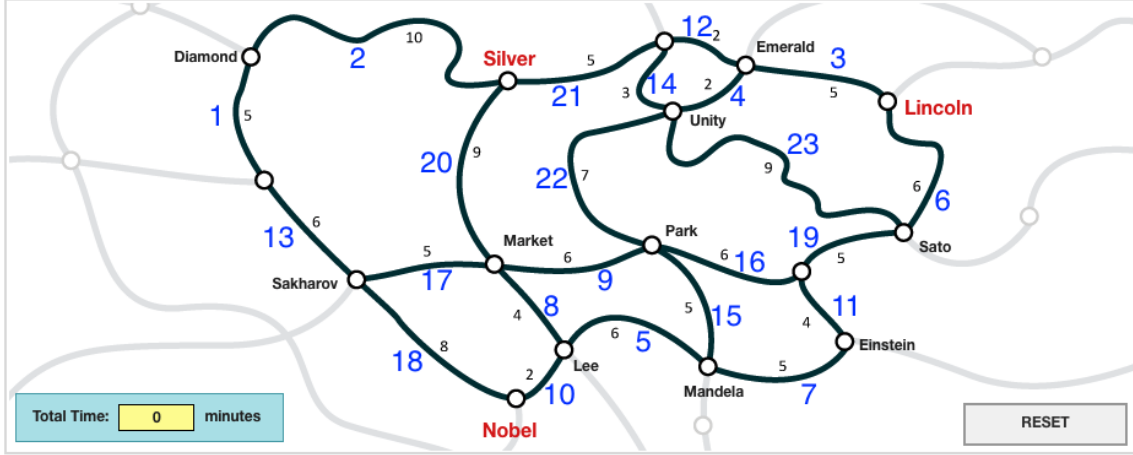


Fig. 1. Map for Traffic Item interface, the big blue number is the label for road and the small black number represents the time for traveling on that road.

performed by this examinee as listed in Table 6. His/her observed data are

$$e_{1:16} = \{10, 8, 9, \dots, 9, 8, 10\}, \quad t_{1:16} = \{27.70, 28.60, 29.40, \dots, 46.00, 47.70, 48.70\}.$$

2.2. Latent Class Model and Theme Dictionary Model

To set the stage for proposing our new model, we first introduce two related simpler models, latent class model (LCM, Gibson (1959)) and theme dictionary model (TDM, Deng et al. (2014)), LCM is widely used in clinical trial, psychometric and machine learning (Goodman, 1974; Vermunt and Magidson, 2002; Templin et al., 2010). It relates a set of observed variables to a latent variable taking discrete values. The latent variable is often used for indicating the class label. LCM assumes a local independence structure, i.e.,

$$P(E_1, \dots, E_K | Z) = \prod_{k=1}^K P(E_k | Z),$$

where E_1, \dots, E_K are K observed variables and Z is a discrete latent variable with density $P(z = h) = \pi_h$, $h = 1, \dots, J$. Then, the joint marginal distribution of E_1, \dots, E_K

is

$$P(E_1, \dots, E_K) = \sum_{h=1}^J \left\{ \pi_h \prod_{k=1}^K P(E_k | Z = h) \right\}.$$

TDM (Deng et al., 2014) deals with observations called events. It is used for identifying associated event patterns. The problem of finding event associations is also known as market basket analysis, which has been a popular research topic since 1990s (Piatetsky-Shapiro, 1991; Hastie et al., 2005; Chen et al., 2005). Under TDM, a *pattern* is a combination of several events. A collection of distinct patterns forms a *dictionary*, \mathcal{D} . A *sentence*, E , is the combination of patterns. The collection of multiple sentences $\mathbf{E} = \{E_1, \dots, E_K\}$ forms a document. In TDM, we only observe sentence E , but do not know which patterns it consists of. That is to say, E could be divided into the association of multiple patterns in many different ways. For each possible association, we call it a separation of E . We use the following simple example to illustrate this.

EXAMPLE 1. *There are three event types, “A”, “B” and “C”. The patterns are $\{[A], [B], [C], [A\ B], [B\ C]\}$ which forms a dictionary. Suppose $E = \{A, B, C\}$ is one observed sentence. According to \mathcal{D} , all possible separations for E are $\{[A], [B], [C]\}$, $\{[A\ B], [C]\}$ and $\{[A], [B\ C]\}$.*

TDM does not take into the account event ordering. For example, $E = \{A, B, C\}$ is the same as $E' = \{C, B, A\}$. Consequently, patterns are also unordered. For instance, patterns $[A\ B]$ and $[B\ A]$ are viewed as the same one. TDM postulates that a pattern appears in a sentence at most once. Let $\theta_w \in [0, 1]$ be the probability of pattern that appears in a sentence. The probability distribution of one separation S for observation E is defined to be

$$P(S) = \theta_w^{\mathbf{1}_{\{w \in S\}}} (1 - \theta_w)^{\mathbf{1}_{\{w \notin S\}}},$$

Since separation S is not observed, then marginal probability of E is

$$P(E) = \sum_{S \in \mathcal{F}(E)} P(S) = \sum_S \prod_{w \in \mathcal{D}} \theta_w^{\mathbf{1}_{\{w \in S\}}} (1 - \theta_w)^{\mathbf{1}_{\{w \notin S\}}},$$

where $\mathcal{F}(E)$ is the set of all separations for E . Furthermore, sentences are assumed to be independent of each other, i.e., for $\mathbf{E} = \{E_1, \dots, E_K\}$, the probability could be written

as

$$P(\mathbf{E}) = \prod_{k=1}^K P(E_k). \quad (1)$$

3. Latent Theme Dictionary Model

In this section, we propose a latent theme dictionary model (LTDM). We treat the whole event process as a sequence of sentences where each sentence is an ordered subsequence of events. In doing this, we effectively reduce raw data length by splitting the original long sequence to multiple shorter subsequences. This way of complexity reduction enables us to model sentences instead of the whole process which is more complicated.

Specifically, we assume $e_{1:N}$ and $t_{1:N}$ can be divided into sentence sequence, i.e. $e_{1:N} = \{E_1, \dots, E_k, \dots, E_K\}$ and $t_{1:N} = \{T_1, \dots, T_k, \dots, T_K\}$, where

$$E_k = \{e_{k1}, \dots, e_{ku}, \dots, e_{kn_k}\} \text{ and } T_k = \{t_{k1}, \dots, t_{ku}, \dots, t_{kn_k}\}$$

are called as the event sentence and time sentence, respectively. We assume that some events often appear together, which can be viewed as event patterns. We use $w = [e_1 \dots e_{l_w}]$ to represent a pattern that events e_1, \dots, e_{l_w} appear sequentially. Therefore, the length of this pattern is l_w , which will be called l_w -gram. Event sentence E_k can be represented as a sequence of patterns,

$$E_k = \{w_{\sum_{k' < k} l_{E'_k} + 1}, \dots, w_u, \dots, w_{\sum_{k' \leq k} l_{E'_k}}\},$$

where l_{E_k} is the number of patterns that E_k contains. One thing should be noticed is that an event sentence E can be separated to different pattern sequences. We use $\mathcal{F}(E)$ to denote the set of all possible pattern separations for E . We let M_l be the number of different event patterns of length l . (Pattern of length 1 is also viewed as an event.) We call \mathcal{D} , a pattern dictionary, which is the set of all distinct patterns. We write v_D as its cardinality. Obviously, $v_D = M_1 + \dots + M_l + \dots + M_L$. L is the maximum length of patterns. Next, we use an toy example to illustrate the relation between event sentence and event separations.

EXAMPLE 2. Assume that there are three events, A, B and C , and a pattern dictionary $\mathcal{D} = \{[A], [B], [C], [A B], [B C], [A C]\}$. Let $E = \{A, B, C\}$ be a sentence. Accord-

ing to \mathcal{D} , all possible separations for E would be $S_1 = \{[A], [B], [C]\}$, $S_2 = \{[A \ B], [C]\}$ and $S_3 = \{[A], [B \ C]\}$. Hence, $\mathcal{F}(E) = \{S_1, S_2, S_3\}$.

In our setting, one thing should be noticed is that a separation is also an ordered sequence of patterns. Specifically, separation $S_1 = \{[A], [B], [C]\}$ is in $\mathcal{F}(E)$ but separation $S_2 = \{[C], [A], [B]\}$ is not in $\mathcal{F}(E)$.

Suppose that the entire population consists of J different classes of people, but their class labels are unknown. We use variable $z \in \{1, \dots, J\}$ to denote the latent class to which the person belongs. We make the usual local independence assumption, i.e.,

$$P(\{E_1, \dots, E_K\}, \{T_1, \dots, T_K\} | z) = \prod_{k=1}^K P(E_k, T_k | z). \quad (2)$$

This leads to

$$P(\{E_1, \dots, E_K\}, \{T_1, \dots, T_K\}) = \sum_{z=1}^J \pi_z \prod_{k=1}^K P(E_k, T_k | z), \quad (3)$$

where π_z is the probability of z th latent class. Since each observed event sentence may have different pattern separations (i.e. two different pattern sequences can lead to the same event sequence), we have

$$P(E, T | z) = \sum_{S \in \mathcal{F}(E)} P(E, T, S | z) = \sum_{S \in \mathcal{F}(E)} P(E, T | S, z) P(S | z). \quad (4)$$

It follows

$$P(E_k, T_k | z) = \sum_{S \in \mathcal{F}(E_k)} P(E_k, T_k | S, z) P(S | z) \quad (5)$$

for each sentence E_k . Additionally, we assume the event and time are conditionally independent given the separation and latent class label. It leads to

$$P(E_k, T_k | S, z) = P(E_k | S, z) P(T_k | S, z). \quad (6)$$

We further assume

$$P(S | z) = \frac{1}{n_S!} \prod_{w=1}^{v_D} \theta_{zw}^{\mathbf{1}_{\{w \in S\}}} (1 - \theta_{zw})^{\mathbf{1}_{\{w \notin S\}}}, \quad (7)$$

where $\theta_{zw} = P(w \in S | z)$ and n_S is the number of patterns in S ; and we assume

$$P(T_k | S, z) = P(T_k | S) = \prod_{u=2}^{n_k} p(t_{k,u} | t_{k,u-1}, S). \quad (8)$$

By (5) - (8) and $P(E_k|S, z) \equiv \mathbf{1}_{S \in \mathcal{F}(E_k)}$, we have

$$P(E_k, T_k|z) = \sum_{S \in \mathcal{F}(E_k)} \left[\frac{1}{n_S!} \prod_{w=1}^{v_D} \theta_{zw}^{\mathbf{1}_{\{w \in S\}}} (1 - \theta_{zw})^{\mathbf{1}_{\{w \notin S\}}} \right] \left[\prod_{u=2}^{n_k} p(t_{k,u}|t_{k,u-1}, S) \right]. \quad (9)$$

For modeling time, we specify

$$p(t_{k,u}|t_{k,u-1}, S) = \begin{cases} \lambda_a \exp\{-\lambda_a(t_{k,u} - t_{k,u-1})\}, & \text{if } e_u \text{ and } e_{u+1} \text{ belong to the same pattern;} \\ \lambda_b \exp\{-\lambda_b(t_{k,u} - t_{k,u-1})\}, & \text{if } e_u \text{ and } e_{u+1} \text{ are from different patterns;} \end{cases}$$

We further assume that λ_a and λ_b are person-specific random effects.

$$\lambda_a \sim \text{Ga}(\gamma_a^{shp}, \gamma_a^{rte}); \quad (10)$$

$$\lambda_b \sim \text{Ga}(\gamma_b^{shp}, \gamma_b^{rte}). \quad (11)$$

Here, we view λ_a as the within-pattern intensity and λ_b as the between-pattern intensity. If an examinee performs consecutive actions faster when the actions are within the same pattern, then λ_a is larger than λ_b . Lastly, we assume that the number of sentence for each subject follows a Poisson distribution, i.e.,

$$K \sim \text{Pois}(\lambda). \quad (12)$$

In a nutshell, LTDM is a data-driven model for learning event patterns and population clusters simultaneously. Under this model, the whole event sequence as a set of sentences and each sentence is an ordered sequence of different patterns. An important set of parameters, $\{\theta_{zw}\}$, measures how often people from different classes use distinct patterns.

Next we construct the likelihood function for LTDM. We shall use m to denote the total number of subjects and subscript i to denote i th individual. We assume examinees are independent from each other. Then, the complete likelihood of $\{e_{1:N_i}, t_{1:N_i}, K_i, \mathbf{S}_i, z_i, \lambda_{a,i}, \lambda_{b,i}\}_{i=1}^m$ has the following expression,

$$L_m = \prod_{i=1}^m \left\{ \left\{ \prod_{k=1}^{K_i} \pi_{z_i} P(S_{ik}, T_{ik}|z_i) \mathbf{1}_{\{S_{ik} \in \mathcal{F}(E_{ik})\}} \right\} f(\lambda_{a,i}) g(\lambda_{b,i}) \frac{\lambda^{K_i} \exp\{-\lambda\}}{K_i!} \right\}.$$

Here, we use f and g to represent the gamma priors for random effects λ_a and λ_b respectively and $\mathbf{S}_i = \{S_{ik}\}_{k=1}^{K_i}$. Furthermore, by summing over / integrating out the

unobserved latent variables, we have

$$\begin{aligned}
& P(\{e_{1:N_i}, t_{1:N_i}\}_{i=1}^m) \\
&= \prod_{i=1}^m \int \left\{ \sum_{z_i=1}^J \prod_{k=1}^{K_i} \left\{ \sum_{S_{ik} \in \mathcal{F}(E_{ik})} \frac{1}{n_{S_{ik}}!} \prod_{w=1}^{v_D} \theta_{zw}^{\mathbf{1}_{\{w \in S_{ik}\}}} (1 - \theta_{zw})^{\mathbf{1}_{\{w \notin S_{ik}\}}} \right. \right. \\
&\times \left. \prod_{u=2}^{n_k} p(t_{k,u} | t_{k,u-1}, S_{ik}, \lambda_{a,i}, \lambda_{b,i}) \right\} \frac{\lambda^{K_i} \exp\{-\lambda\}}{K_i!} \Big\} f(\lambda_{a,i}) g(\lambda_{b,i}) d\lambda_{a,i} d\lambda_{b,i}. \quad (13)
\end{aligned}$$

4. Identifiability

Latent Class Models (LCMs) often faces issue of identifiability. There is an existing literature on identifiability of latent variable models; see Allman et al. (2009), Xu (2017), and references therein. Theme dictionary model also has the identifiability issue as seen in the example in Section 3. In this section, we address the identifiability issue, specifically to dictionary and model parameters in proposed model.

We first define the model space \mathfrak{P} ,

$$\mathfrak{P} \equiv \{(\mathcal{D}, \{\theta_{jw}\}, \lambda, \pi, \Gamma) \mid \mathcal{D} \in \mathbb{D}, \theta_{jw} \in [0, 1], \pi \in \mathcal{S}_J^+, \lambda \in \mathbb{R}^+, \Gamma \in \mathbb{R}^+ \times \mathbb{R}^+ \times \mathbb{R}^+ \times \mathbb{R}^+\},$$

where $\mathbb{D} = \{\mathcal{D} \mid \mathcal{D} \text{ satisfies A0}\}$, $\Gamma = (\gamma_a^{shp}, \gamma_a^{rte}, \gamma_b^{shp}, \gamma_b^{rte})$, \mathcal{S}_J^+ is a simplex which is $\{\pi \mid \pi \geq 0 \text{ and } \|\pi\|_1 = 1\}$.

A0 For each class $j \in \{1, \dots, J\}$ and each event u , there exists a positive integer l_u such that for any sentence $\bar{E}_j \in \mathcal{O}_j$, consisting of events in $\mathcal{E} \setminus u$, with length longer than l_u , it is not a sub-sentence of any sentence in $\mathcal{O}_{j'}, j' \neq j$. Here, \mathcal{U} is the set of all units.

We next introduce the definition of model identifiability.

DEFINITION 1. We say a LTDM $\mathcal{P}^* \in \mathfrak{P}$ is identifiable, if for any model $\mathcal{P}' \in \mathfrak{P}$ that satisfies

$$P(e_{1:N}, t_{1:N} | \mathcal{D}', \{\theta'_{jw}\}, \lambda', \pi', \Gamma') = P(e_{1:N}, t_{1:N} | \mathcal{D}^*, \{\theta^*_{jw}\}, \lambda^*, \pi^*, \Gamma^*)$$

and $\mathcal{O}' = \mathcal{O}^*$, $|\mathcal{D}'| \leq |\mathcal{D}^*|$, we must have

$$\mathcal{D}' = \mathcal{D}^*, \quad (\lambda', \Gamma') = (\lambda^*, \Gamma^*), \quad \text{and} \quad (\{\theta'_{jw}\}, \pi') \stackrel{p}{=} (\{\theta^*_{jw}\}, \pi^*).$$

Here, we use superscript $*$ to denote the true model (parameters/dictionary). We use \mathcal{O} to denote the set of all possible sentences generated by model \mathcal{P} , that is, $\mathcal{O} = \bigcup_{j=1}^J \mathcal{O}_j$ where \mathcal{O}_j is the set of sentences generated by the pattern set of Class j , $\mathcal{W}_j = \{w : \theta_{jw} \neq 0\}$. $A \stackrel{p}{=} B$ means A equals B up to a permutation of class labels.

We want to point out that in general \mathfrak{P} is too large to be identifiable without additional constraints. In other words, we need to identify a restricted model space $\mathfrak{P}^0 \subset \mathfrak{P}$ such that almost every $\mathcal{P}^* \in \mathfrak{P}^0$ is identifiable. This is also known as *generic identifiability*. For this purpose, we need the following conditions.

- A1 For each pattern $w = [u_1 \ u_2 \ \dots \ u_{l_w}]$ in dictionary \mathcal{D} , at least one of the followings holds: (1) $u_1 \notin \{u_2, \dots, u_{l_w}\}$; (2) $u_l \notin \{u_1, \dots, u_{l-1}\}$ when $l \geq 3$.
- A2 There exists a partition $\{\mathcal{I}_1, \mathcal{I}_2, \mathcal{I}_3\}$ of 1-grams such that for any $v_1 \in \mathcal{I}_1$, $v_2 \in \mathcal{I}_2$ and $v_3 \in \mathcal{I}_3$, sentences $O = \{v_j, v_k\}, j \neq k \in \{1, 2, 3\}$ and sentence $O = \{v_1, v_2, v_3\}$ admit only one separation. Cardinalities of three sets satisfy: $|\mathcal{I}_1|, |\mathcal{I}_2| \geq J$ and $|\mathcal{I}_3| \geq 1$.
- A3 For any l -gram $v = [v_1 \ v_2 \ \dots \ v_l]$ with $l \geq 2$, there exists \mathcal{D}_v which is the subset of 1-grams and satisfies that, (1) for any $w \in \mathcal{D}_v$, sentence $E = \{v_1, \dots, v_l, w\}$ does not admit other separations containing $(l+1)$ -gram or l -gram other than v ; (2) cardinality of \mathcal{D}_v is greater or equal to J .

We let $\mathbb{D}^0 = \{\mathcal{D} \mid \mathcal{D} \text{ satisfies A0 - A3}\}$ and define \mathfrak{P}^0 to be

$$\mathfrak{P}^0 \equiv \{(\mathcal{D}, \{\theta_{jv}\}, \lambda, \pi, \Gamma) \mid \mathcal{D} \in \mathbb{D}^0, \theta_{jv} \in [0, 1], \pi \in \mathcal{S}_J^+, \lambda \in \mathbb{R}^+, \Gamma \in \mathbb{R}^+ \times \mathbb{R}^+ \times \mathbb{R}^+ \times \mathbb{R}^+\}.$$

With these, we have the following theorem.

THEOREM 1. *Under Conditions A0 - A3, for almost surely any model \mathcal{P} in \mathfrak{P}^0 , \mathcal{P} is identifiable.*

Here, we take the measure over \mathfrak{P}^0 to be product measure $\mathcal{Q}_{\mathcal{D}} \times \mathcal{Q}_{\theta} \times \mathcal{Q}_{\lambda} \times \mathcal{Q}_{\pi} \times \mathcal{Q}_{\Gamma}$ with $\mathcal{Q}_{\theta}, \mathcal{Q}_{\lambda}, \mathcal{Q}_{\pi}, \mathcal{Q}_{\Gamma}$ being lebesgue measures on corresponding parameter space and $\mathcal{Q}_{\mathcal{D}}$ being the counting measure on \mathbb{D}^0 . One immediate result as stated in Corollary 1 is that if a dictionary satisfies condition A1, then there is no other dictionary which has the same \mathcal{O} . This also implies the identifiability of TDMs, since a TDM could be non-identifiable without any additional assumption; see an example in discussion.

COROLLARY 1. *For 1-class case, if \mathcal{D} satisfies Condition A1., then $\mathcal{O}_{\mathcal{D}} \neq \mathcal{O}_{\mathcal{D}'}$ for any $\mathcal{D}' \neq \mathcal{D}$.*

Assuming J and v_D are known, we define the maximized likelihood estimator

$$(\hat{\mathcal{D}}, \hat{\Theta}_1, \{\hat{\theta}_{jw}\}, \hat{\pi}) = \operatorname{argmax}_{(\mathcal{D}, \Theta_1, \{\theta_{jw}\}, \pi) \in \mathfrak{P}_c} \prod_{i=1}^m L(e_{1:N_i}, t_{1:N_i}).$$

where Θ_1 denotes $(\lambda, \gamma_a^{shp}, \gamma_a^{rte}, \gamma_b^{shp}, \gamma_b^{rte})$ and \mathfrak{P}_c is a compact subset of \mathfrak{P} . We further assume the following.

A4 $\min_j \max_w \theta_{jw}^* > 0$ and $\pi_j^* > 0$ for $j = 1, \dots, J$.

Under A4 and together with identifiability conditions, the true dictionary and model parameters can be estimated consistently.

THEOREM 2. *Under Conditions A0 - A4, we have that*

$$P\left(\hat{\mathcal{D}} = \mathcal{D}^*, \|\hat{\Theta}_1 - \Theta_1^*\|_2 < \delta, \|\rho(\hat{\theta}_{jw}) - \theta_{jw}^*\|_2 < \delta, \|\rho(\hat{\pi}) - \pi^*\|_2 < \delta\right) \rightarrow 1$$

for any $\delta > 0$ as m goes to infinity, where ρ is some permutation function of latent class.

We end this section by commenting on the conditions. Condition A0 † is for restricting the model space. It says that a proper model is required to have different patterns across different classes to some extent. For example, suppose that people from Class 1 have patterns “A”, “B” and people from Class 2 only have pattern “AB”. Then, we cannot distinguish Class 2 from Class 1, since the sentence set of Class 2 is a subset of that of Class 1. Conditions A1 - A3 pertain to the underlying pattern dictionary. Specifically, Condition A1 put constraints on patterns to avoid having too many repeated events. As a result, the pattern space is reduced. Consider the case that there are two dictionaries, $\mathcal{D}_1 = \{A, AA, AAA, AAAAAA\}$ and $\mathcal{D}_2 = \{A, AA, AAAA, AAAAAA\}$. Obviously, these two dictionaries could generate the same sentence set while $\mathcal{D}_1 \neq \mathcal{D}_2$. Condition A2 puts restrictions on 1-grams such that not all combinations of 1-grams are considered as patterns, which ensures the pattern frequency can be identified. Condition A3 requires that each l -gram is not overlapped with other patterns to some extent and thus can be

†If we only consider 1-class latent model, then Condition A0 can be removed.

identified. Lastly, Condition A4 is natural since it requires that each pattern should frequently appear in at least one of the classes, and the size of each class should not be zero.

5. Computational Method

Though LTDM postulates a parametric form, we do not know the cardinality of true dictionary (v_D) and the number of latent classes (J) in practice. Therefore, three challenges remain in terms of computation, namely, (1) finding the true underlying patterns; (2) clustering people into the right groups; and (3) computational complexity. We propose a novel non-parametric Bayes - LTDM (NB-LTDM) algorithm as described below to address these issues.

NB-LTDM Algorithm

Initialization: Randomly choose a large J ; sample personal latent labels z_i from the uniform distribution on $\{1, \dots, J\}$; sample parameters $\{\theta_{jw}\}$ uniformly on $[0,1]$; sample π from the Dirichlet distribution; sample $\lambda, \lambda_{a,i}, \lambda_{b,i}$ from $\exp(1)$, and sample all augmented variables accordingly. For the initial dictionary $\mathcal{D}^{(0)}$, we put all M_1 1-grams into the dictionary and randomly add S_0 l -grams, for each $l = 2, \dots, L$.

Output: J^* : the number of classes, \mathcal{D}^* : the dictionary, estimates for other parameters.

The algorithm takes the following iterative steps until Markov chain becomes stable.

- 1 For each latent class, we calculate the most frequently used l -grams within that group. Among those, we keep top S patterns for each l -grams. ($l = 2, \dots, L$)
- 2 Add above new grams to the current dictionary and remove the repeat ones.
- 3 **[Split]** Split the event sequences according to the current dictionary.
- 4 **[Sample]** Sample split for each event sequence from the corresponding possible candidates.
- 5 **[Inner part]** Use slice Gibbs sampling schemes to update the following variables:

Update parameters θ_{jw} , update augmented variables, update separations $\{S_{ik}\}$, update latent labels $\{z_i\}$, update parameter λ , update $\lambda_{a,i}, \lambda_{b,i}$, update prior parameters.

- 6 Prune dictionary: for each action pattern w in the current dictionary, calculate the *evidence probability* $\beta_w = \max_j \theta_{jw}$. Discard those patterns with evidence probability smaller than τ .

NB-LTDM algorithm is an exploratory method. It assumes a stick-breaking prior (Sethuraman, 1994) on latent class probabilities to avoid specifying the number of classes J beforehand. It trims the dictionary by keeping patterns with high evidence level and discarding away those with weak signals. Parameters are estimated by using a Markov Chain Monte Carlo (MCMC) method together with slice sampler (Dunson and Xing, 2009). It relieves us from computing marginal likelihood directly, which requires the massive computation in integration of latent variables $\{z_i\}_{i=1}^m$ and $\{\mathbf{S}_i\}_{i=1}^m$. Tuning parameter τ is a threshold to filter out those less frequent patterns; S_0 is the initial number of l -grams; S is a searching parameter that controls the number of new patterns added into current dictionary. Inner part consists of main loop for updating parameters by using non-parametric Bayes method. The detail of this part is provided in Appendix B. The final number of latent class J^* is estimated as $\#\{h | \pi_h > \kappa_m, h = 1, 2, \dots\}$ with threshold $\kappa_m = \frac{1}{\sqrt{m}}$. The estimated pattern dictionary $\mathcal{D}^* = \{w | w \text{ is in dictionary at least half of time in the last 100 iterations.}\}$. We use posterior means for other parameters.

6. Simulation Study

We provide the simulation results in this section. In particular, we consider two simulation settings which are described as follows.

- (a) In the first simulation setting, we consider that dictionary \mathcal{D} consists of 1-grams, 2-grams and 3-grams. We set $v_D = 50$, $L = 3$, $M_1 = 20, M_2 = 20, M_3 = 10$ and set $m = 1000$, $J = 5$. Other model parameters are set as follow, $\pi = (0.4, 0.3, 0.2, 0.05, 0.05)$, $\lambda = 10$, $\Gamma = (1, 2, 1, 0.2)$. Pattern probability $\{\theta_{jw}\}$ is

Table 1. Simulation setting 1

		1-10: 1-gram	11-20: 1-gram	21-30: 2-gram	31-40: 2-gram	41-45: 3-gram	46-50: 3-gram
θ_{hw}	1	0.3	0	0.2	0	0	0
	2	0	0.3	0	0.2	0	0
	3	0.2	0.2	0.05	0.05	0.001	0.001
	4	0.05	0.05	0	0	0.3	0
	5	0	0	0.03	0.03	0	0.3

Table 2. Simulation setting 2

		1-15: 1-gm	15-30: 1-gm	31-35: 2-gm	36-50: 2-gm	50-60: 2-gm	61-70: 3-gm	71-75: 3-gm	76-85: 4-gm	86-90: 4-gm
θ_{hw}	1	0.15	0	0	0	0	0.06	0.06	0	0
	2	0	0.15	0.06	0.06	0.06	0	0	0	0
	3	0.05	0.05	0.05	0.001	0.001	0.05	0.001	0.001	0.001
	4	0	0	0.03	0.03	0	0	0	0.05	0
	5	0.04	0.04	0	0	0	0	0	0	0.1

provided in Table 1.

- (b) In the second simulation setting, we consider that dictionary \mathcal{D} includes patterns up to 4-grams. We let $v_D = 90$, $L = 4$, $M_1 = 30$, $M_2 = 30$, $M_3 = 15$, $M_4 = 15$ and set $m = 2000$, $J = 5$. Other model parameters are set as follow, $\pi = (0.3, 0.3, 0.2, 0.1, 0.1)$, $\lambda = 10$, $\Gamma = (1, 2, 1, 0.2)$. Pattern probability $\{\theta_{jw}\}$ is provided in Table 2.

For each setting, we run 50 replications. We let threshold τ be 0.05 and 0.01 for setting 1 and setting 2, respectively. We set $S = 10$ in the first 20 iterations and set $S = 100$ afterwards. The simulation results are provided in Table 6. On average, more than 96 percent of true patterns are correctly identified in both settings. False recovery is around 20 percent and 5 percent under each setting correspondingly. l -gram hittings are all above 92 percent for $l = 2, 3$ and 4. This shows that our algorithm can find l -gram well even for large l . Clustering results are also shown in Table 6. Root mean square errors are relatively small compared to true parameters, indicating that the estimated class sizes are very close to the true ones. As we can see, the proposed method performs well in both simulation studies.

Table 3. Recovery accuracy under two simulation settings

	Correct recovery %	False recovery %	2-gram hitting	3-gram hitting	4-gram hitting	
Setting 1	96.4 %	11.0 %	99.8 %	89.2%	-	
Setting 2	96.0 %	6.6 %	99.8 %	91.3%	92.8 %	
	C1	C2	C3	C4	C5	
Setting 1	$\hat{\pi}$	0.392	0.298	0.200	0.051	0.051
	RMSE	0.036	0.013	0.013	0.010	0.009
Setting 2	$\hat{\pi}$	0.304	0.302	0.179	0.110	0.111
	RMSE	0.021	0.009	0.055	0.044	0.047

Table 4. The log file of an examinee.

event_number	event	time	event_value
1	START_ITEM	0.00	NULL
2	click	24.60	paragraph01
3	ACER_EVENT	27.70	000000000100000000000000
4	click	27.70	hit_NobelLee
5	ACER_EVENT	28.60	000000010100000000000000
6	click	28.60	hit_MarketLee
7	ACER_EVENT	29.40	000000011100000000000000
8	click	29.40	hit_MarketPark
9	ACER_EVENT	30.50	000000011100000000001000
...
29	ACER_EVENT	46.00	001100001000000000001010
30	click	46.00	hit_MarketPark
31	ACER_EVENT	47.70	001100011000000000001010
32	click	47.70	hit_MarketLee
33	ACER_EVENT	48.70	001100011100000000001010
34	click	48.70	hit_NobelLee
35	Q3_SELECT	54.70	Park
36	END_ITEM	66.20	NULL

Table 5. The cleaned version of log data.

event_number	time	event type
1	27.70	10
2	28.60	8
3	29.40	9
...
14	46.00	9
15	47.70	8
16	48.70	10

7. Real Data Analysis

In this section, we apply the proposed model the “Traffic” Item from PISA 2012 as described in Section 2. To do so, we clean the data as follows. In the raw data, each event corresponding to the map is a 0-1 vector with 23 entries. Notice that two consecutive vectors only differ at one position. We take their difference and represent event as the index on which the two consecutive vectors differ. We view highlighting and unhighlighting as two different thinking patterns showing distinct knowledge status of the examinee. As such, we treat a sentence as the event subsequence that the examinee either consecutively highlighted roads or consecutively unhighlighted roads. That is to say, a new sentence starts once the examinee changed from highlighting, or unhighlighting roads to unhighlighting or highlighting roads, or clicked “reset”. The time sentence is taken to be the time sequence in corresponding event sentence. An example of this data transformation is shown in Table 6. In our case, the observed data is $e_{1:N} = \{10, 8, 9, \dots\}$ and $t_{1:N} = \{27.7, 28.6, 29.4, \dots\}$. The corresponding observed event and time sentence sequences are $\{\{10, 8, 9, 20\}, \dots, \{9, 8, 10\}\}$ and $\{\{27.7, 28.6, 29.4, 30.5\}, \dots, \{46.0, 47.7, 48.7\}\}$. In addition, we remove those examinees who did not answer all traffic items or did not take any actions, and there are 10048 remaining examinees. On average, each individual had about 10.4 sentences and clicked around 28.4 roads.

We choose $L = 3$, $S_0 = 10$, $S = 100$ and fit the proposed model. The number of classes turns out to be 6 and the numbers of identified patterns under different τ are provided in Figure 4. Detailed results for each class are provided in Table 7, from which we can clearly see that an efficient student may have higher chance to complete the task. That is to say, he takes fewer actions but has many action patterns. This finding coincides with the motivation of designing the Traffic Item, which tests the ability of “Exploring and understanding” and “Planning and executing” (OECD, 2014a).

Furthermore, from Figures 2 and 3, we find that each of six classes can be interpreted as follows. People in Class 1 preferred to perform action patterns, [20 9] [9 20], [3 4 22], [10 5 15] and [6 19 16]. These patterns link three original places to the correct answer “park”, it explains why people in Class 1 took the smallest number of actions. Examinees

in Class 2 frequently took action patterns [10 8 9], [21 14 22], [9 8 10] and [22 14 21] in addition to those patterns used by people in Class 1. It shows that people in this class often first highlighted roads and then unhighlighted them which explains why they took more actions compared to the first class. Individuals in Class 3 were most likely to have patterns [10 8 20], [20 8 10], [21 12 3]. These patterns are paths that connect “Nobel” or “Lincoln” to “Silver” which is the another correct answer. However, “Silver” is also one of the original place; this fact makes examinees harder to decide whether to keep this answer or find another one. It explains why people in Class 3 had lower correct proportions. Examinees in Class 4 showed more frequent use of patterns [10 8] and [8 10] compared with others and also used part of the patterns as people in Class 1 did. Notice that [10 8] and [8 10] are partial paths from “Nobel” to “Park”; this explains why people in this Class had lower probability to answer correctly compared with the first class. Examinees from Class 5 had similar pattern trends as those from Class 6. Both of them did not use top patterns very often, this explains the phenomenon that people from these two classes took much more actions opposed to the other four classes. Difference between Classes 5 and 6 is that individuals in Class 5 had higher probability to take patterns related with “Park”, while people from Class 6 had higher chance to have patterns related to “Silver”. This, to some extent, explains that why people in Class 6 had the least chance to answer correctly. Finally, we conclude that examinees are classified based on the their number of sentences, the number of actions and frequency of used patterns. An examinee is more likely to successfully complete the task if he/she plans ahead (less sentences) and chooses a good strategy (more patterns).

8. Discussion

In this paper, we propose a novel statistical model, the latent theme dictionary model, dealing with the process data. The proposed model can be used to cluster population and extract co-occurent patterns simultaneously. Along with the model, we propose the NB-LTDM algorithm based on non-parametric Bayes method. The algorithm allows us to extract co-occurent patterns and to choose the number of clusters automatically based on data itself without specification in advance. In addition, we also provide

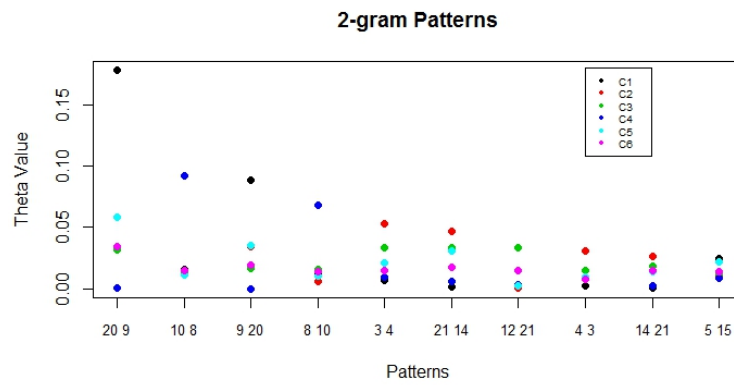


Fig. 2. Ten most frequent 2-gram patterns.

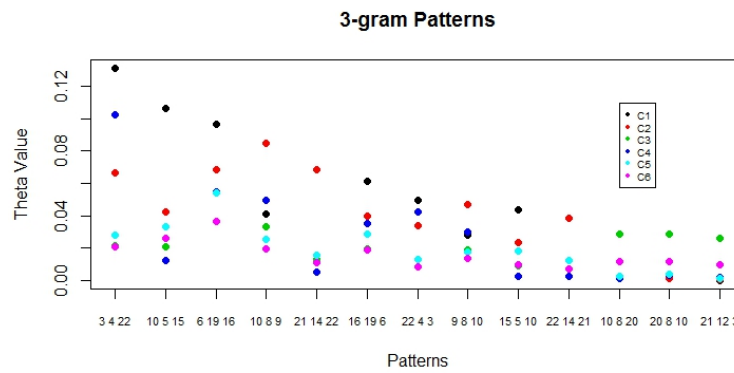


Fig. 3. Ten most frequent 3-gram patterns.

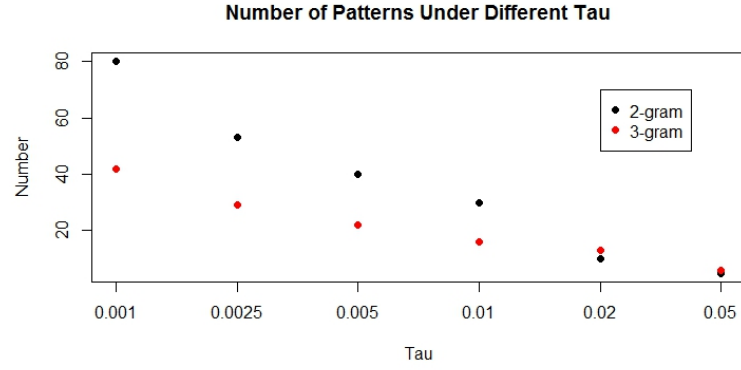


Fig. 4. Number of patterns under different τ .

Table 6. The table contains real data results, including clustering information, most frequent patterns and estimated class-specific parameters.

	Top Patterns in Each Class					
	C1	C2	C3	C4	C5	C6
π	30.6 %	17.2 %	16.9 %	15.2 %	12.4 %	7.6 %
Correct	0.976	0.917	0.633	0.842	0.779	0.570
Avg Sent.	6.9	10.2	11.0	7.7	18.6	16.3
Avg Event.	20.7	29.1	29.0	20.9	47.5	40.3
2-grams	θ_{hw}					
“20, 9”	0.178	0.058	0.032	8e-4	0.058	0.034
“3, 4”	0.006	0.053	0.034	0.009	0.021	0.014
“10, 8”	0.015	0.011	0.013	0.093	0.016	0.015
“8, 10”	0.011	0.006	0.015	0.069	0.010	0.014
“9, 20”	0.089	0.034	0.017	1e-4	0.035	0.020
3-grams	θ_{hw}					
“3, 4, 22”	0.131	0.067	0.021	0.102	0.028	0.020
“6, 19, 16”	0.097	0.069	0.037	0.055	0.054	0.037
“10, 8, 9”	0.041	0.085	0.033	0.049	0.026	0.019
“10, 5, 15”	0.107	0.042	0.021	0.012	0.033	0.026
“16, 19, 6”	0.061	0.040	0.019	0.035	0.029	0.018
“21, 14, 22”	0.011	0.069	0.013	0.005	0.015	0.011

theoretical results, showing the identifiability of the proposed model and consistency of proposed estimators. As shown through 2012 PISA “Traffic” item, our model has good interpretations on students’ strategy of solving complex problem.

Our approach is easy to be incorporated with the domain knowledge. If certain patterns are selected by experts, we can simply add them into the dictionary. On the other hand, if some patterns are known to be impossible or meaningless, we then can delete the separations including those useless patterns. Besides, the proposed model can be used in a broad range of applications. For example, it can be well applied in text mining and speech pattern recognition, where different articles and speeches could be clustered based on their word patterns. It can also be applied in user behavioral study, where users’ frequent daily action patterns can be extracted and user preference database can thus be built.

A. Proof

To prove main theoretical results, we start with introducing two lemma which play key roles for dictionary and parameter identifiability. The proof of Lemma 2 is presented at the end of this section.

LEMMA 1 (KRUSKAL (1977)). *Suppose $A, B, C, \bar{A}, \bar{B}, \bar{C}$ are six matrices with R columns. There exist integers I_0, J_0 , and K_0 such that $I_0 + J_0 + K_0 \geq 2R + 2$. In addition, every I_0 columns of A are linearly independent, every J_0 columns of B are linearly independent, and every K_0 columns of C are linearly independent. Define a triple product to be a three-way array $[A, B, C] = (d_{ijk})$ where $d_{ijk} = \sum_{r=1}^R a_{ir}b_{jr}c_{kr}$. Suppose that the following two triple products are equal $[A, B, C] = [\bar{A}, \bar{B}, \bar{C}]$. Then, there exists a column permutation matrix P , we have $\bar{A} = AP\Lambda, \bar{B} = BPM, \bar{C} = CPN$, where Λ, M, N are diagonal matrices such that $\Lambda MN = \text{identity}$. Column permutation matrix is a matrix acts on the righthand side of another matrix and permutes the columns of that matrix.*

LEMMA 2. *Under Conditions A0 and A1 and assume that $\mathcal{O} = \tilde{\mathcal{O}}$, then for any pattern $w \in \mathcal{D}$, it must belong to $\tilde{\mathcal{D}}$.*

PROOF (PROOF OF THEOREM 1). To prove that for almost every $\mathcal{P} \in \mathfrak{P}^0$ is iden-

tifiable, it suffices to show that there exists a set Θ^0 such that any model \mathcal{P} belonging to

$$\mathfrak{P}^{00} = \{(\mathcal{D}, \{\theta_{jw}\}, \lambda, \pi, \gamma_a^{shp}, \gamma_a^{rte}, \gamma_b^{shp}, \gamma_b^{rte}) \mid \mathcal{D} \in \mathbb{D}^0, \{\theta_{jw}\} \in \Theta, \pi \in \mathcal{S}_J^+, \lambda, \gamma_a^{shp}, \gamma_a^{rte}, \gamma_b^{shp}, \gamma_b^{rte} \in \mathbb{R}^+\}$$

is identifiable and $\mathcal{Q}_\theta(\Theta^{0c}) = 0$. Here, we use notation S^c to indicate the complement of set S .

For $\mathcal{P} = (\mathcal{D}, \{\theta_{jw}\}, \lambda, \pi, \gamma_a^{shp}, \gamma_a^{rte}, \gamma_b^{shp}, \gamma_b^{rte}) \in \mathfrak{P}^{00}$, we prove its identifiability through the followings steps. (1) Dictionary identifiability: we first prove that there is no other model \mathcal{P}' with different dictionary D' such that $\mathcal{O} = \mathcal{O}'$. (2) λ identifiability: we prove that there is no other model with different λ' leading to the same marginal distribution of number of sentences. (3) $\{\theta\}$ generic identifiability: we show that there is no other model with distinct θ' leading to the same marginal distribution of sentences if $\{\theta\} \in \Theta^0$. (4) Gamma identifiability: we show that the parameters $\gamma_a^{shp}, \gamma_a^{rte}, \gamma_b^{shp}, \gamma_b^{rte}$ for personal effect are identifiable.

For the dictionary identifiability, we would like to point out that the key steps was missing in the proof of Deng et al. (2014). Therefore, we use another approach to prove it. By Lemma 2, we know that any pattern in D must also belong to \tilde{D} which implies $D \subset \tilde{D}$. In other words, there is no other dictionary \mathcal{D} will have same observation set with less dictionary size. Therefore, identifiability of the dictionary establishes under our setting.

For λ identifiability, we can see the marginal distribution of $e_{1:N}$ and $t_{1:N}$ is

$$P(e_{1:N}, t_{1:N}) = P(K|\lambda) \cdot \int \left\{ \sum_h \pi_h \prod_{k=1}^K \left\{ \sum_{S_k \in \mathcal{S}_k} P(S_k, T_k|h) \right\} \right\} d\lambda_a d\lambda_b \quad (14)$$

First, we show that parameter λ is identifiable, that is, if $P(K|\lambda') = P(K|\lambda)$ for all K , then $\lambda = \lambda'$. We know that the marginal distribution of n is

$$P(K|\lambda) = e^{-\lambda} \frac{\lambda^K}{K!};$$

Hence, $P(K|\lambda) = P(K|\lambda')$ implies $e^{-\lambda} \lambda^K = e^{-\lambda'} (\lambda')^K$. Therefore,

$$\frac{e^{-\lambda} \lambda^K}{e^{-\lambda} \lambda^{K+1}} = \frac{e^{-\lambda'} (\lambda')^K}{e^{-\lambda'} (\lambda')^{K+1}}.$$

This shows that $\lambda = \lambda'$.

For $\{\theta_{jw}\}$ generic identifiability, we consider the marginal distribution of $e_{1:N}$ and $t_{1:N}$,

$$P(e_{1:N}, t_{1:N}) = P(K|\lambda) \cdot \left\{ \sum_j \pi_j \prod_{k=1}^K \left\{ \sum_{S_k \in \mathcal{S}_k} P(S_k|j) \right\} \right\} \quad (15)$$

We show that parameters $\{\theta_{jw}\}$ are identifiable. Typically, we choose $K = 1$ and have

$$P(e_{1:N}, K = 1) = P(K = 1|\lambda) \cdot \left\{ \sum_j \pi_j \left\{ \sum_{S \in \mathcal{S}} P(S|j) \right\} \right\} \quad (16)$$

Further, we consider $e_{1:N}$ in \mathcal{O}_s , which is the set of all 1-grams in \mathcal{D} and the combinations of two or three 1-grams admitting one possible separation. Suppose there are two sets of parameters, (θ_{jv}, π) and (θ'_{jv}, π') such that $P(O|\theta_{jv}, \pi) = P(O|\theta'_{jv}, \pi')$. According to Condition A1, we could get

$$\sum_j \eta_j \varphi_{jv} = \sum_j \eta'_j \varphi'_{jv}, \quad \text{if } E = \{v\} \quad (17)$$

$$\sum_j \eta_j \varphi_{jv_1} \varphi_{jv_2} = \sum_j \eta'_j \varphi'_{jv_1} \varphi'_{jv_2}, \quad \text{if } E = \{v_1, v_2\} \quad (18)$$

$$\sum_j \eta_j \varphi_{jv_1} \varphi_{jv_2} \varphi_{jv_3} = \sum_j \eta'_j \varphi'_{jv_1} \varphi'_{jv_2} \varphi'_{jv_3}, \quad \text{if } E = \{v_1, v_2, v_3\}. \quad (19)$$

where we write $\eta_j = \pi_j \prod (1 - \theta_{jv})$, $\varphi_{jv} = \theta_{jv} / (1 - \theta_{jv})$ and $v_i \in \mathcal{I}_i$ for $i = 1, 2, 3$. In addition, if $E = \{\}$, then we have another equation

$$\sum_j \eta_j = \sum_j \eta'_j. \quad (20)$$

It is not hard to write equations (17) - (20) in terms of tensor products of matrices, that is,

$$[T_1, T_2, T_3] = [T'_1, T'_2, T'_3],$$

where

$$T_1 = \begin{pmatrix} 1 & \cdots & 1 \\ \varphi_{1v_1} & \cdots & \varphi_{Jv_1} \\ \vdots & \vdots & \vdots \\ \varphi_{1v_{I_1}} & \cdots & \varphi_{Jv_{I_1}} \end{pmatrix},$$

$$T_2 = \begin{pmatrix} 1 & \dots & 1 \\ \varphi_{1v_1} & \dots & \varphi_{Jv_1} \\ \vdots & \vdots & \vdots \\ \varphi_{1v_{I_2}} & \dots & \varphi_{Jv_{I_2}} \end{pmatrix},$$

and

$$T_3 = \begin{pmatrix} 1 & \dots & 1 \\ \varphi_{1v_1} & \dots & \varphi_{Jv_1} \\ \vdots & \vdots & \vdots \\ \varphi_{1v_{I_3}} & \dots & \varphi_{Jv_{I_3}} \end{pmatrix} \cdot \Lambda,$$

Here, Λ is a J by J diagonal matrix with its j -th element equal to η_j . Generically speaking, column ranks of matrix T_1 and T_2 are greater than or equal to J , and column rank of T_3 is at least two. In other words, there exists a set Θ_{uni} such that $\mathcal{Q}(\Theta_{uni}^c) = 0$ and T_1, T_2, T_3 are full of column rank for any $\{\theta_w\} \in \Theta_{uni}$. Therefore, by Lemma 1, we have that

$$T_1' = T_1 P A, \quad T_2' = T_2 P B \quad \text{and} \quad T_3' = T_3 P C,$$

where matrix P is a column permutation matrix, A, B and C are diagonal matrices satisfying $ABC = I$. Since elements in first rows of T_1, T_2, T_1', T_2' are all ones, it implies $A = B = I$. Therefore, $C = I$ as well. Thus, we have $T_1' = T_1 P$, $T_2' = T_2 P$ and $T_3' = T_3 P$. By comparing elementwisely, we can see that $\eta = \eta'$ and $\{\varphi_{jv}\} = \{\varphi'_{jv}\}$ up to a label switch. Further, $\{\theta_{jv}\} \stackrel{P}{=} \{\theta'_{jv}\}$ due to the monotonicity relation between φ_{jv} and θ_{jv} .

In the following, we prove θ_{jw} is generically identifiable up to the same label switch for any pattern w by induction. Suppose we have that θ_{jw} is generically identifiable when w belongs to $\{1\text{-grams}, \dots, (k-1)\text{-grams}\}$. We need to show that θ_{jw} is identifiable if w is a k -gram. Consider \mathcal{E}_k to be the set of all k -grams in \mathcal{D} and all possible combinations of k -gram and 1-gram who are not in \mathcal{D} . We could see that for each $E \in \mathcal{E}_k$, its separation can only be the combinations of all m -grams ($m < k$) or the combinations of k gram

and 1-gram.

$$\begin{aligned} \sum_h \eta_h \varphi_{hw} &= \sum_h \eta'_h \varphi'_{hw} \\ \text{if } E = \{w\} \text{ and } w \text{ is } k\text{-gram;} \\ \sum_h \eta_h \varphi_{hv_1} \varphi_{hv_2} &= \sum_h \eta'_h \varphi'_{hv_1} \varphi'_{hv_2}, \\ \text{if } E = \{v_1, v_2\}, v_1 \text{ is a } k\text{-gram and } v_2 \in \mathcal{D}_{v_1}; \end{aligned}$$

By noticing that $\eta \stackrel{p}{=} \eta'$ and $\varphi_v \stackrel{p}{=} \varphi'_v$ for those v 's are 1-grams, we could write equations in the following matrix form, that is, for each k -gram w ,

$$T_w \tilde{\varphi}_w = \mathbf{0}. \quad (21)$$

where $\tilde{\varphi}_w = (\varphi_{1w} - \varphi'_{1w}, \dots, \varphi_{Jw} - \varphi'_{Jw})^T$ and

$$T_w = \begin{pmatrix} \eta_1 & \dots & \eta_J \\ \varphi_{1v_1}\eta_1 & \dots & \varphi_{Jv_1}\eta_J \\ \vdots & \vdots & \vdots \\ \varphi_{1v_J}\eta_1 & \dots & \varphi_{Jv_J}\eta_J \end{pmatrix}.$$

Here, v_1, \dots, v_J are J distinct 1-grams in \mathcal{D}_v . Generically, T_w is the full column rank matrix. Therefore, there exists Θ_w which is the set of $\{\theta_{hw}\}$ whose T -matrix T_w is of full column rank and $\mathcal{Q}(\Theta_w^c) = 0$. Within set Θ_w , equation (21) admits only one solution. Therefore, $\tilde{\varphi}_w = \mathbf{0}$, which implies $\theta_w \stackrel{p}{=} \theta'_w$. Hence, we conclude that $\theta_{jw} = \theta'_{jw}$ up to a label switch for all $w \in \mathcal{D}$. Based on above display we choose $\Theta^0 = \left(\bigcap_w \Theta_w \right) \cap \Theta_{uni}$ to be set of those $\{\theta_{hw}\}$ whose corresponding matrices T_1, T_2, T_3, T_w are all of full column rank. It is easy to see that $\mathcal{Q}(\Theta^{0c}) = 0$, since Θ^0 is the finite intersection of sets with measure 1.

For gamma identifiability, we consider parameters in distributions of random effects. We take $N = 1$ and observation $E = \{v_1, v_2\}$ such that it does not admit other separa-

tions. Then, the likelihood will be

$$\begin{aligned}
P(E, T) &= C \int \lambda \exp\{-\lambda T\} \frac{(\gamma_b^{rte})^{\gamma_b^{shp}}}{\Gamma(\gamma_b^{shp})} \lambda^{\gamma_b^{shp}-1} \exp\{-\lambda \gamma_b^{rte}\} d\lambda \\
&= C \int \frac{(\gamma_b^{rte})^{\gamma_b^{shp}}}{\Gamma(\gamma_b^{shp})} \lambda^{\gamma_b^{shp}} \exp\{-\lambda(T + \gamma_b^{rte})\} d\lambda \\
&= C \frac{(\gamma_b^{rte})^{\gamma_b^{shp}}}{\Gamma(\gamma_b^{shp})} \frac{\Gamma(\gamma_b^{shp} + 1)}{(T + \gamma_b^{rte})^{\gamma_b^{shp}+1}}.
\end{aligned}$$

where C is a constant free of $T, \gamma_b^{rte}, \gamma_b^{shp}, \gamma_a^{rte}, \gamma_a^{shp}$. If there exists another set of parameters $(\gamma_b^{rte'}, \gamma_b^{shp'})$ leading to the same probability distribution of E, T , then

$$C \frac{(\gamma_b^{rte})^{\gamma_b^{shp}}}{\Gamma(\gamma_b^{shp})} \frac{\Gamma(\gamma_b^{shp} + 1)}{(T + \gamma_b^{rte})^{\gamma_b^{shp}+1}} = C \frac{(\gamma_b^{rte'})^{\gamma_b^{shp'}}}{\Gamma(\gamma_b^{shp'})} \frac{\Gamma(\gamma_b^{shp'} + 1)}{(T + \gamma_b^{rte'})^{\gamma_b^{shp'}+1}}$$

must hold. Then, we have

$$\begin{aligned}
\frac{(cT + \gamma_b^{rte})^{\gamma_b^{shp}+1}}{(T + \gamma_b^{rte})^{\gamma_b^{shp}+1}} &= \frac{(cT + \gamma_b^{rte'})^{\gamma_b^{shp'}+1}}{(T + \gamma_b^{rte'})^{\gamma_b^{shp'}+1}} \\
\frac{(cT + \gamma_b^{rte})^{\gamma_b^{shp}+1}}{(cT + \gamma_b^{rte'})^{\gamma_b^{shp'}+1}} &= \frac{(T + \gamma_b^{rte})^{\gamma_b^{shp}+1}}{(T + \gamma_b^{rte'})^{\gamma_b^{shp'}+1}} \quad (22)
\end{aligned}$$

for any $c > 0$ and $T > 0$. Without loss of generality, we assume $\gamma_b^{shp} > \gamma_b^{shp'}$. Let $c \rightarrow \infty$, the left hand side of Equation (22) goes to infinity. However, the right hand side is a fixed number, which leads to contradiction. Therefore, it can only be $\gamma_b^{shp} = \gamma_b^{shp'}$. Equation (22) can then be written as

$$\frac{(cT + \gamma_b^{rte})}{(cT + \gamma_b^{rte'})} = \frac{(T + \gamma_b^{rte})}{(T + \gamma_b^{rte'})} \quad (23)$$

Then, the coefficient before c should be always zero, it implies $T(T + \gamma_b^{rte}) - T(T + \gamma_b^{rte'}) = 0$. We conclude that $\gamma_b^{rte} = \gamma_b^{rte'}$.

Next, we take $E = \{v\}$ which v is a 2-gram. In this case, E would have two possible separations. We then write the likelihood, that is,

$$\begin{aligned}
P(E, T) &= C_a \int \lambda \exp\{-\lambda T\} \frac{(\gamma_a^{rte})^{\gamma_a^{shp}}}{\Gamma(\gamma_a^{shp})} \lambda^{\gamma_a^{shp}-1} \exp\{-\lambda \gamma_a^{rte}\} d\lambda \\
&+ C_b \int \lambda \exp\{-\lambda T\} \frac{(\gamma_b^{rte})^{\gamma_b^{shp}}}{\Gamma(\gamma_b^{shp})} \lambda^{\gamma_b^{shp}-1} \exp\{-\lambda \gamma_b^{rte}\} d\lambda \\
&= C_a \frac{(\gamma_a^{rte})^{\gamma_a^{shp}}}{\Gamma(\gamma_a^{shp})} \frac{\Gamma(\gamma_a^{shp} + 1)}{(T + \gamma_a^{rte})^{\gamma_a^{shp}+1}} + C_b \frac{(\gamma_b^{rte})^{\gamma_b^{shp}}}{\Gamma(\gamma_b^{shp})} \frac{\Gamma(\gamma_b^{shp} + 1)}{(T + \gamma_b^{rte})^{\gamma_b^{shp}+1}}, \quad (24)
\end{aligned}$$

where C_a and C_b are two constants independent of $T, \gamma_b^{rte}, \gamma_b^{shp}, \gamma_a^{rte}, \gamma_a^{shp}$. Since γ_b^{shp} and γ_b^{rte} are identified, we only need to consider the first term of righthand side of Equation (24). By the same technique for proving the identifiability of γ_b^{shp} and γ_b^{rte} , we conclude that γ_a^{rte} and γ_a^{shp} are also identifiable. Therefore, we establish the identifiability results.

PROOF (PROOF OF THEOREM 2). Since $\min \max \theta_{jw} > 0$, then we know that the probability of any sentence in the set \mathcal{O}^* appearing at once in the observations goes to 1 as sample size m goes to infinity. As a result, $P(\hat{D} \neq D^*) \rightarrow 0$. Then, the consistency of other parameters establishes according to Theorem 5.7 in Van der Vaart (2000).

PROOF (PROOF OF LEMMA 2). For any pattern w in D , we want to show it also belongs to \tilde{D} . With out loss of generality, we assume that w belongs to Class j and $w = [u_1 u_2 \dots u_k]$ with $u_1 \notin \{u_2, \dots, u_k\}$. It is easy to see that if w has the form of $[A]$ or $[AA]$, then it must belong to \tilde{D} since $[A]$ or $[AA]$ only admits one separation. Without loss of generality, we only consider $w = [u_1 u_2 \dots u_k]$ such that $u_1 \notin \{u_2, \dots, u_k\}$ according to Condition A1.

Let \check{O}_j denote the longest sentence generated by \mathcal{W}_j satisfying that (1) each event belongs to $\mathcal{U} \setminus u_1$; (2) \bar{O}_j (see its definition in Condition A1.2) is a subsentence of it. Notice \check{O}_j may not be unique, we only need to consider one of them. Let \dot{O}_j be the sentence such that it has form $[Q_1 Q_2]$ such that (1) Q_1 contains \bar{O}_j as its subsentence; (2) Each event in Q_1 belongs to $\mathcal{U} \setminus u_1$; (3) Q_1 is longest possible; (4) The first event of Q_2 is u_1 ; (5) Q_2 is shortest possible. Notice \dot{O}_j may not be unique, we only need to consider one of them. Next, we consider the sentence $O_j = [\dot{O}_j w]$. By aid of O_j , we can show that w must belong to \tilde{D} . Since $\mathcal{O} = \tilde{\mathcal{O}}$, we know that $O_j \in \tilde{\mathcal{O}}$. We assume that O_j appears in h -th class of model $\tilde{\mathcal{P}}$. We claim that O_j only has separations in form $\{\mathcal{S}(\dot{O}_j), w\}$ in \tilde{D} . If not, then we must have the following two cases.

Case 1: $O_j = \{R_1, w_1\}$ where w_1 is contained in w . By Condition A1.1, we know that w_1 does not consist of u_1 . Then, we consider sentence $[w_1 R_1]$. It is in $\tilde{\mathcal{O}}$, then it must in \mathcal{O} . By Condition A1.2, we know that $[w_1 R_1]$ must belongs to \mathcal{O}_j , since it contains \check{O}_j .

Then, $[w_1 R_1]$ can be written in form of $[Q_1 Q_2]$ with longer Q_1 . This contradicts with the definition of \check{O}_j . Therefore, Case 1 cannot happen.

Case 2: $O_j = \{R_2, w_2\}$ where w_2 contains w . Suppose R_2 contains \check{O}_j as its subsentence and does not contain events u_1 . Since $\mathcal{O} = \check{\mathcal{O}}$, then we know that R_2 must belongs to \mathcal{O} . By Condition A1.2, R_2 is also in \mathcal{O}_j . Then, it leads to contradiction since R_2 is longer than \check{O}_j . Suppose R_2 contains \check{O}_j as its subsentence and contains events u_1 . R_2 is also in \mathcal{O}_j for the same reason as before. This time, R_2 can be written in the form of $[Q_1 Q_2]$ with shorter Q_2 , which contradicts with the definition of \check{O}_j . Suppose R_2 is contained in \check{O}_j . If R_2 is the longest sentence generated by $\tilde{\mathcal{W}}_h$ without u_1 , then by Condition A1.2 we know \check{O}_j must also belongs to this class. Therefore, R_2 is not the longest sentence. It implies that there exist a pattern \tilde{w} (without u_1) in $\tilde{\mathcal{W}}_h$ is not in R_2 . Therefore, sentence $[\tilde{w} R_2 w_2]$ containing \check{O}_j must belong to \mathcal{O}_j . By using the same argument, we know that it can also be written in the form $[Q_1 Q_2]$ with longer Q_1 . This contradicts with the definition of \check{O}_j . Hence, we conclude the proof of this lemma.

B. Sliced Gibbs Sampler

In the inner part of the NB-LTDM Algorithm, we adopt a non-parametric Bayes method which is used to avoid selection of a single finite number of mixtures J . Therefore, we replace finite mixture components by an infinite mixture,

$$\begin{aligned} P(e_{1:N}, t_{1:N}) &= \sum_{h=1}^{\infty} v_h P(e_{1:N}, t_{1:N} | h), \quad i = 1, \dots, m, \\ v &\sim Q, \end{aligned}$$

where Q corresponds to a Dirichlet process. The stick-breaking representation introduced by Sethuraman (1994) implies that $v_h = V_h \prod_{l < h} (1 - V_l)$ with $V_h \sim \text{Beta}(1, \alpha)$ independently for $h = 1, \dots, \infty$, where $\alpha > 0$ is a precision parameter characterizing Q . In infinite mixture, $\{\theta\}$ becomes $\theta_{hw} \stackrel{iid}{\sim} \text{Unif}(0, 1)$, $h = 1, \dots, \infty$, $w = 1, \dots, v_D$.

Our non-parametric Bayesian latent theme dictionary model can be written in the

following hierarchical form:

$$\begin{aligned}
 S_{ik}, T_{ik} | z_i &\stackrel{id}{\sim} \frac{1}{n_{S_{ik}}!} \prod_{v=1}^{v_D} \theta_{hv}^{\mathbf{1}_{\{v \in S_{ik}\}}} (1 - \theta_{hv})^{\mathbf{1}_{\{v \notin S_{ik}\}}} \cdot \prod_{u=1}^{l_{T_{ik}}-1} [\lambda_{a,i} e^{-\lambda_{a,i} T_{ik,u}}]^{\mathbf{1}_{\{u \in I_{S_{ik}}\}}} [\lambda_{b,i} e^{-\lambda_{b,i} T_{ik,u}}]^{\mathbf{1}_{\{u \notin I_{S_{ik}}\}}} \\
 E_{ik}, T_{ik} | z_i &\stackrel{id}{\sim} P(E_{ik}, T_{ik} | z_i) = \sum_{S \in \mathcal{F}(E_{ik})} P(E_{ik}, T_{ik} | \theta_{z_i}), \quad i = 1, \dots, m; k = 1, \dots, K_i \\
 z_i &\stackrel{id}{\sim} \sum_{h=1}^{\infty} V_h \prod_{l < h} (1 - V_l) \delta_h, \quad i = 1, \dots, m \\
 V_h &\stackrel{id}{\sim} \text{Beta}(1, \alpha), \quad h = 1, \dots, \infty \\
 \theta_{hw} &\stackrel{id}{\sim} \text{Unif}(0, 1), \quad h = 1, \dots, \infty, w = 1, \dots, v_D \\
 \lambda_{a,i} &\stackrel{id}{\sim} \text{Ga}(\gamma_a^{shp}, \gamma_a^{rte}) \\
 \lambda_{b,i} &\stackrel{id}{\sim} \text{Ga}(\gamma_b^{shp}, \gamma_b^{rte}) \\
 \alpha &\sim \text{Ga}(1, 1).
 \end{aligned}$$

where $\delta_h(\cdot)$ is the Dirac measure at h .

We use data augmentation Gibbs sampler (Walker, 2007) to update all parameters and latent variables. Specifically, we introduce a vector of latent variables $u = (u_1, \dots, u_N)$, where $u_i \stackrel{id}{\sim} U[0, 1]$. The full likelihood becomes

$$\prod_{i=1}^m \left\{ \left\{ \prod_{k=1}^{K_i} \mathbf{1}_{\{u_i < v_{z_i}\}} P(S_{ik}, T_{ik} | z_i) \mathbf{1}_{\{\mathcal{F}(E_{ik}) \in S_{ik}\}} \right\} f(\lambda_{a,i}) g(\lambda_{b,i}) \frac{\lambda^{K_i} \exp\{-\lambda\}}{K_i!} \right\}.$$

Then, Gibbs sampler iterates through the following steps:

- (a) Update u_i , for $i = 1, \dots, m$, by sampling from $U(0, v_{z_i})$.
- (b) Update θ_{hw} , for $h = 1, \dots, j^*, w = 1, \dots, v_D$, by sampling from

$$\text{Beta} \left(\sum_{i: z_i = h} \sum_{k=1}^{K_i} \mathbf{1}(\theta_{hw} \in S_{ik}) + 1, \sum_{i: z_i = h} \sum_{k=1}^{K_i} \mathbf{1}(\theta_{hw} \notin S_{ik}) + 1 \right).$$

- (c) Update V_h , for $h = 1, \dots, j^*$, by sampling from $\text{Beta}(1, \alpha)$ truncated to fall into the interval

$$\left[\max_{i: z_i = h} \frac{u_i}{\prod_{l < h} (1 - V_l)}, 1 - \max_{i: z_i > h} \frac{u_i}{V_{z_i} \prod_{l < z_i, l \neq h} (1 - V_l)} \right].$$

- (d) Update z_i , for $i = 1, \dots, m$, by sampling from

$$P(z_i = h | e_{1:N_i}, t_{1:N_i}, \mathbf{S}_i, \{\theta_{hw}\}, V, u, z_{-i}) = \frac{1(h \in A_i) \prod_{k=1}^{n_i} P(S_{ik}, T_{ik} | \theta_h)}{\sum_{l \in A_i} \prod_{k=1}^{n_i} P(S_{ik}, T_{ik} | \theta_l)} \mathbf{1}(S_{ik} \in \mathcal{F}(E_{ik})),$$

where $A_i := \{h : v_h > u_i\}$. To identify the elements in A_1, \dots, A_m , first update V_h for $h = 1, \dots, \tilde{k}$, where \tilde{j} is the smallest value satisfying

$$\sum_{h=1}^{\tilde{j}} v_h > 1 - \min\{u_1, \dots, u_m\}. \quad (25)$$

Therefore, $1, \dots, \tilde{j}$ are the possible values for z_i . Note that we have already updated V_h for $h = 1, \dots, j^*$. Therefore, we first check if j^* satisfies (25). If yes, then we do not have to sample more; otherwise sample $V_h \sim \text{Beta}(1, \alpha)$ for $h = j^* + 1, \dots$ until (25) is satisfied. In this case, we also have to sample θ_{hw} from $U(0, 1)$ for $h = j^* + 1, \dots, \tilde{j}$ and $w = 1, \dots, v_D$ in order to compute $P(S_{ik}, T_{ik} | \theta_h)$ for $h = j^* + 1, \dots, \tilde{j}$.

(e) Update S_{ik} , for $i = 1, \dots, m$, $k = 1, \dots, K_i$, by sampling from

$$P(S_{ik} = S | E_{ik}, T_{ik}, \theta_{z_i}) = \frac{P(S_{ik} = S, T_{ik} | \theta_{z_i})}{\sum_{S' \in \mathcal{F}(E_{ik})} P(S_{ik} = S', T_{ik} | \theta_{z_i})} 1(S \in \mathcal{F}(E_{ik})).$$

- (f) Sample $\lambda_{a,i}$, $\lambda_{b,i}$ from $\text{Ga}(\gamma_a^{shp} + \sum_{k=1}^{K_i} \sum_{u=1}^{l_{ik}} \mathbf{1}_{\{u \in I_{S_{ik}}\}}, \gamma_a^{rte} + \sum_{k=1}^{K_i} \sum_{u=1}^{l_{ik}} \mathbf{1}_{\{u \in I_{S_{ik}}\}} T_{ik,u})$ and $\text{Ga}(\gamma_b^{shp} + \sum_{k=1}^{K_i} \sum_{u=1}^{l_{ik}} \mathbf{1}_{\{u \notin I_{S_{ik}}\}}, \gamma_b^{rte} + \sum_{k=1}^{K_i} \sum_{u=1}^{l_{ik}} \mathbf{1}_{\{u \notin I_{S_{ik}}\}} T_{ik,u})$ respectively.
- (g) Update γ_a^{shp} , γ_a^{rte} , γ_b^{shp} and γ_b^{rte} by using the Metropolis-Hasting method. We take $\text{Ga}(1, 1)$ as the proposal for each of them.
- (h) Update λ , which follows gamma distribution $\text{Ga}(1 + m, 1 + \sum_i K_i)$.
- (i) Sample α from posterior $\text{Ga}(1 + j^*, 1 - \sum_{h=1}^{j^*} \log(1 - V_h))$.

References

- Allman, E., Matias, C. and Rhodes, J. (2009) Identifiability of parameters in latent structure models with many observed variables. *The Annals of Statistics*, **37**, 3099–3132.
- Chen, Y.-L., Tang, K., Shen, R.-J. and Hu, Y.-H. (2005) Market basket analysis in a multiple store environment. *Decision support systems*, **40**, 339–354.
- Deng, K., Geng, Z. and Liu, J. S. (2014) Association pattern discovery via theme dictionary models. *Journal of the Royal Statistical Society: Series B (Statistical Methodology)*, **76**, 319–347.

- Dunson, D. B. and Xing, C. (2009) Nonparametric bayes modeling of multivariate categorical data. *Journal of the American Statistical Association*, **104**, 1042–1051.
- Gibson, W. A. (1959) Three multivariate models: Factor analysis, latent structure analysis, and latent profile analysis. *Psychometrika*, **24**, 229–252.
- Goodman, L. A. (1974) Exploratory latent structure analysis using both identifiable and unidentifiable models. *Biometrika*, **61**, 215–231.
- Goodman, M., Finnegan, R., Mohadjer, L., Krenzke, T. and Hogan, J. (2013) *Literacy, Numeracy, and Problem Solving in Technology-Rich Environments among US Adults: Results from the Program for the International Assessment of Adult Competencies 2012. First look (NCES 2014-008)*. ERIC.
- Griffin, P., McGaw, B. and Care, E. (2012) *Assessment and Teaching of 21st Century Skills*. Springer.
- Hastie, T., Tibshirani, R., Friedman, J. and Franklin, J. (2005) The elements of statistical learning: data mining, inference and prediction. *The Mathematical Intelligencer*, **27**, 83–85.
- He, Q. and von Davier, M. (2016) Analyzing process data from problem-solving items with n-grams: Insights from a computer-based large-scale assessment. In *Handbook of research on technology tools for real-world skill development*, 750–777. IGI Global.
- Hong, L., Dan, O. and Davison, B. D. (2011) Predicting popular messages in twitter. In *Proceedings of the 20th international conference companion on World wide web*, 57–58. ACM.
- Kruskal, J. B. (1977) Three-way arrays: rank and uniqueness of trilinear decompositions, with application to arithmetic complexity and statistics. *Linear algebra and its applications*, **18**, 95–138.
- Lian, W., Henao, R., Rao, V., Lucas, J. and Carin, L. (2015) A multitask point process predictive model. In *International Conference on Machine Learning*, 2030–2038.

- Lord, F. M. (2012) *Applications of item response theory to practical testing problems*. Routledge.
- Luo, D., Xu, H., Zhen, Y., Ning, X., Zha, H., Yang, X. and Zhang, W. (2015) Multi-task multi-dimensional hawkes processes for modeling event sequences. In *IJCAI*, 3685–3691.
- OECD (2014a) Assessing problem-solving skills in PISA 2012.
- (2014b) PISA 2012 technical report. Available at <http://www.oecd.org/pisa/pisaproducts/pisa2012technicalreport.htm>.
- (2016) PISA 2015 results in focus. Available at <https://www.oecd.org/pisa/pisa-2015-results-in-focus.pdf>.
- Piatetsky-Shapiro, G. (1991) Discovery, analysis, and presentation of strong rules. *Knowledge discovery in databases*, 229–238.
- Qiao, X. and Jiao, H. (2018) Data mining techniques in analyzing process data: a didactic. *Frontiers in psychology*, **9**, 2231.
- Sethuraman, J. (1994) A constructive definition of dirichlet priors. *Statistica sinica*, 639–650.
- Suh, B., Hong, L., Pirolli, P. and Chi, E. H. (2010) Want to be retweeted? large scale analytics on factors impacting retweet in twitter network. In *Social computing (socialcom), 2010 ieee second international conference on*, 177–184. IEEE.
- Templin, J., Henson, R. A. et al. (2010) *Diagnostic measurement: Theory, methods, and applications*. Guilford Press.
- Van der Vaart, A. W. (2000) *Asymptotic statistics*, vol. 3. Cambridge university press.
- Vermunt, J. K. and Magidson, J. (2002) Latent class cluster analysis. *Applied latent class analysis*, **11**, 89–106.
- Walker, S. G. (2007) Sampling the dirichlet mixture model with slices. *Communications in StatisticsSimulation and Computation*®, **36**, 45–54.

- Xu, G. (2017) Identifiability of restricted latent class models with binary responses. *The Annals of Statistics*, **45**, 675–707.
- Xu, H., Fang, G., Chen, Y., Liu, J. and Ying, Z. (2018) Latent class analysis of recurrent events in problem-solving items. *Applied Psychological Measurement*.
- Xu, H. and Zha, H. (2017) A dirichlet mixture model of hawkes processes for event sequence clustering. In *Advances in Neural Information Processing Systems*, 1354–1363.