

# Traffic lights, clumping and QBDs

Steven Finch\*    Guy Latouche†    Guy Louchard‡  
 Beatrice Meini§

July 9, 2019

## Abstract

In discrete time,  $\ell$ -blocks of red lights are separated by  $\ell$ -blocks of green lights. Cars arrive at random. We seek the distribution of maximum line length of idle cars, and justify conjectured probabilistic asymptotics algebraically for  $2 \leq \ell \leq 3$  and numerically for  $\ell \geq 4$ .

**Keywords:** Traffic lights, Maximum queue length, Clumping heuristic, Quasi-birth-and-death processes.

**AMS codes:** 60G50, 05A16, 15B05, 41A60, 60K25, 60K30, 90B20.

## 1 Introduction

Cars arrive at a traffic light according to a Bernoulli process: during each unit of time, one car arrives or no cars arrive, respectively with probability  $p$  and  $q = 1 - p$ ; we assume throughout that  $p < q$ . The traffic light alternates between being red and green during intervals of time of length  $\ell$ . When the traffic light is red, arriving cars wait and form a line; when the traffic light is green, one car, if any are present, may pass through during each unit of time. If the line is empty at some time  $t$  while the light is green, and if a new car arrives, then the arriving car passes through immediately.

Assorted expressions emerge for this problem (Finch and Louchard [5, 6]). Let  $X_1, X_2, \dots$  be a sequence of independent random variables satisfying

$$\begin{aligned} \mathbb{P}\{X_i = 1\} = p, \quad \mathbb{P}\{X_i = 0\} = q & \quad \text{if } i \equiv 1, 2, \dots, \ell \pmod{2\ell}; \\ \mathbb{P}\{X_i = 0\} = p, \quad \mathbb{P}\{X_i = -1\} = q & \quad \text{if } i \equiv \ell + 1, \ell + 2, \dots, 2\ell \pmod{2\ell}. \end{aligned}$$

Define  $S_j = \max\{S_{j-1} + X_j, 0\}$  for all  $j \geq 1$ , with  $S_0$  a non-negative integer. The quantity

$$M_T = \max_{0 \leq j \leq T} S_j$$

---

\*MIT Sloan School of Management, Cambridge, MA, USA, [steven\\_finch@harvard.edu](mailto:steven_finch@harvard.edu)

†Université libre de Bruxelles, Faculté des sciences, CP212, Boulevard du Triomphe 2, 1050 Bruxelles, Belgium, [latouche@ulb.ac.be](mailto:latouche@ulb.ac.be)

‡Université libre de Bruxelles, Faculté des sciences, CP212, Boulevard du Triomphe 2, 1050 Bruxelles, Belgium, [louchard@ulb.ac.be](mailto:louchard@ulb.ac.be)

§Università di Pisa, Dipartimento di Matematica, 56127 Pisa, Italy, [meini@dm.unipi.it](mailto:meini@dm.unipi.it)



$$\mathcal{A}_1 = \left[ \begin{array}{cccc|cccc} 0 & p & & & & & & \\ & \ddots & \ddots & & & & & \\ & & 0 & p & & & & \\ \hline & & & 0 & p & & & \\ & & & 0 & 0 & & & \\ & & & & & \ddots & \ddots & \\ & & & & & & 0 & 0 \\ 0 & & & & & & & 0 \end{array} \right], \quad \text{and } \mathcal{B} = \mathcal{A}_{-1} + \mathcal{A}_0.$$

We use this representation in Section 5 but we start by using an approximate representation, better suited for an exact analysis for small values of  $\ell$ , as shown in Appendix A for  $\ell = 2$  and in [5, 6] for  $\ell = 2$  and 3. We parse the sequence  $\{S_0, S_1, \dots\}$  over intervals of length  $2\ell$  corresponding to cycles of  $\ell$  red and  $\ell$  green units of time and we define the Markov chain  $\{Z_t\}$  with  $Z_t = S_{2\ell t}$ . For such a sub-walk, we need not keep track of  $\varphi_t$ ; it is enough to decide on the value of  $\varphi_0$ . The transition probabilities are then determined by the proper product of the transition matrices of infinite size

$$U = \begin{bmatrix} q & p & \cdot & \cdot & \cdot \\ \cdot & q & p & \cdot & \cdot \\ \cdot & \cdot & q & p & \cdot \\ \cdot & \cdot & \cdot & q & p \\ \cdot & \cdot & \cdot & \cdot & q & \ddots \\ & & & & & \ddots \end{bmatrix} \quad \text{and} \quad V = \begin{bmatrix} 1 & \cdot & \cdot & \cdot & \cdot \\ q & p & \cdot & \cdot & \cdot \\ \cdot & q & p & \cdot & \cdot \\ \cdot & \cdot & q & p & \cdot \\ \cdot & \cdot & \cdot & q & p & \ddots \\ & & & & & \ddots \end{bmatrix},$$

where  $U$  is the one-step transition probability matrix when the traffic light is red and  $V$  is the matrix when the light is green.

For the first sub-walk, we assume that  $\varphi_0 = 1$ , and so the transition matrix of  $\{Z_t\}$  is  $P_\ell = U^\ell V^\ell$ . We briefly consider in Appendix A the sub-walk with  $\varphi_0 = \ell + 1$  and transition matrix  $V^\ell U^\ell$ . In detailed expression,  $(P_\ell)_{n,n+j} = p_j$  for  $n + j \geq 1$  and  $(P_\ell)_{n,0} = p_{-n} + \dots + p_{-\ell}$  for  $n \leq \ell$ , with

$$p_j = \binom{2\ell}{\ell+j} p^{\ell+j} q^{\ell-j}, \quad -\ell \leq j \leq \ell \quad (3)$$

being the probability that the line in front of the street light increases (if  $j > 0$ ) or decreases (if  $j < 0$ ) by  $|j|$  cars during any cycle of length  $2\ell$ ,

For fixed  $\ell \geq 1$ , we have the following conjecture [5]:

$$\mathbb{P} \left[ M_T \leq \log_{q^2/p^2}(T) + h \right] \sim \exp \left[ -\frac{\chi_\ell(p)}{2\ell} \left( \frac{q^2}{p^2} \right)^{-h} \right], \quad (4)$$

$$\mathbb{E}(M_T) \sim \frac{\ln(T)}{\ln\left(\frac{q^2}{p^2}\right)} + \frac{\gamma + \ln\left(\frac{\chi_\ell(p)}{2\ell}\right)}{\ln\left(\frac{q^2}{p^2}\right)} + \frac{1}{2} + \varphi_\ell(T),$$



This allows us to use basic features of QBDs, as presented in Latouche and Ramaswami [8], an early reference being Neuts [11]. The theory is well established, and efficient numerical procedures are readily available. The paper is organised as follows. We give in the next section some background properties of QBDs and we analyse the stationary distribution of the Markov chain  $\{Z_t\}$ ; in particular, we determine the decay rate of its stationary distribution. In Section 4, we analyse the expected sojourn times in clumps and obtain simple expressions for the asymptotics of  $\pi_k$  and  $\mathbb{E}(C_k)$  in (1). We discuss in Section 5 the effect of parsing the sequence  $\{S_t\}$  at epochs which are multiples of  $2\ell$ , and of working with  $\{Z_t\}$ , instead of using  $\{S_t\}$  itself.

## 2 Stationary distribution of $P_\ell$

We denote by  $\boldsymbol{\pi}$  the stationary probability vector of  $P_\ell$ :  $\boldsymbol{\pi}^\top = \boldsymbol{\pi}^\top P_\ell$ ,  $\boldsymbol{\pi}^\top \mathbf{1} = 1$  and we partition  $\boldsymbol{\pi}$  in a manner conformant with  $P_\ell$ , writing

$$\boldsymbol{\pi}^\top = [\boldsymbol{\pi}_0^\top \quad \boldsymbol{\pi}_1^\top \quad \boldsymbol{\pi}_2^\top \quad \dots]$$

with

$$\boldsymbol{\pi}_k^\top = [\pi_{\ell k} \quad \pi_{\ell k+1} \quad \dots \quad \pi_{\ell(k+1)-1}] \quad \text{for } k = 0, 1, \dots$$

As  $p < q$ , the Markov chain is positive recurrent and

$$\boldsymbol{\pi}_k^\top = \boldsymbol{\pi}_0^\top R^k, \quad k \geq 0, \quad (7)$$

where  $R$  is the unique non-negative matrix with eigenvalues in the open unit disk, solution of

$$R^2 A_{-1} + R(A_0 - I) + A_1 = 0$$

([11, Chapter 3], [8, Chapter 6]). In expanded form, (7) may be written as

$$[\pi_{\ell k} \quad \pi_{\ell k+1}, \dots, \pi_{\ell(k+1)-1}] = [\pi_0 \quad \pi_1 \quad \dots \quad \pi_{\ell-1}] R^k, \quad k \geq 0. \quad (8)$$

The boundary vector  $\boldsymbol{\pi}_0$  is the unique solution of the linear system

$$\boldsymbol{\pi}_0^\top (B + R A_{-1} - I) = \mathbf{0} \quad (9)$$

$$\boldsymbol{\pi}_0^\top (I - R)^{-1} \mathbf{1} = 1. \quad (10)$$

Another important matrix is denoted as  $G$  and is the unique stochastic solution of the equation

$$A_{-1} + (A_0 - I)G + A_1 G^2 = 0. \quad (11)$$

Its physical meaning is that  $G_{ij}$ ,  $1 \leq i, j \leq \ell$ , is the probability that, starting from state  $n + i$ , the Markov chain visits  $n - \ell + j$  before any other state with index  $s \leq n$ , independently of  $n$ .

There exist efficient and numerically stable algorithms to compute  $R$  in general (Bini *et al.* [2] and [3]) and for all practical purposes,  $R$  may be considered to be known, once  $A_{-1}$ ,  $A_0$  and  $A_1$  are given. In these particular circumstances, however, we may use the Toeplitz structure of  $P_\ell$  and obtain an explicit representation of both matrices. This is shown for  $R$  in the next section and in Section 4 for  $G$ .



**Lemma 3.3** *The function  $p(z)$  is given by  $p(z) = (p + qz^{-1})^\ell(q + pz)^\ell$ .*

**Proof** By using the isomorphism between semi-infinite Toeplitz matrices and Laurent power series (see [2, Section 3.1]), the Toeplitz part of the matrix  $U$  is represented by  $u(z) = q + pz$  while the Toeplitz part of  $V$  is represented by  $v(z) = p + qz^{-1}$ , and so the representation  $p(z)$  of the Toeplitz part of  $P_\ell = U^\ell V^\ell$  is given by  $u(z)^\ell v(z)^\ell$ .  $\square$

**Lemma 3.4** *Define  $\omega_\ell = \cos(2\pi/\ell) + \mathbf{i} \sin(2\pi/\ell)$ , where  $\mathbf{i}$  is a complex square root of  $-1$ . The roots of the polynomial  $h(z) = z^\ell - z^\ell p(z)$  are the roots of the quadratic polynomials  $s_j(z) = (pz + q)^2 - \omega_\ell^{j-1} z$ , for  $1 \leq j \leq \ell$ .*

*Denoting by  $\sigma_j$  and  $\mu_j$  the two roots of  $s_j(z)$ , with  $|\sigma_j| \leq |\mu_j|$ , we have  $|\sigma_j| \leq 1 < |\mu_j|$ . In particular,  $\sigma_1 = 1$  and  $\mu_1 = (q/p)^2$ .*

*The eigenvalues of  $G$  are  $\{\sigma_j^\ell : 1 \leq j \leq \ell\}$ ; the eigenvalues of  $R$  are the reciprocals of  $\{\mu_j^\ell : 1 \leq j \leq \ell\}$ .*

**Proof** By Lemma 3.3, we have

$$h(z) = z^\ell - (q + pz)^{2\ell}, \quad (14)$$

and so the roots of  $h(z)$  are such that  $((q + pz)^2/z)^\ell = 1$ , or  $((q + pz)^2/z) = \omega_\ell^{j-1}$  for some  $j$ . This proves the first statement.

Take  $\epsilon \in (0, 1)$  and  $f_{1,\epsilon}(z) = (q - \epsilon + pz)^2$  and define  $f_2(z) = \omega_\ell^{j-1} z$ . By Rouché's theorem, as  $|f_{1,\epsilon}(z)| \leq (q + p - \epsilon)^2 < |f_2(z)| = 1$  for  $|z| = 1$ , the polynomial  $s_{j,\epsilon}(z) = f_{1,\epsilon}(z) - f_2(z)$  has one root inside and one root outside the unit circle. Taking the limit as  $\epsilon \rightarrow 0$ , we obtain  $|\sigma_j| \leq 1 \leq |\mu_j|$ . Since  $\sigma_j \cdot \mu_j = (q/p)^2 > 1$ , we conclude that  $|\mu_j| > 1$  and this proves the second statement. It is easily verified that  $\sigma_1 = 1$  and  $\mu_1 = (q/p)^2$ .

The last statement is a consequence of [2, Theorem 5.17], as we mentioned immediately before Lemma 3.3.  $\square$

Given a vector  $\mathbf{x} = [x_0 \ \dots \ x_{\ell-1}]^T$ , one defines the companion matrix associated to  $\mathbf{x}$  as

$$C(\mathbf{x}) = \begin{bmatrix} 0 & 1 & 0 & \dots & 0 \\ \vdots & \ddots & \ddots & \ddots & \vdots \\ \vdots & & \ddots & \ddots & 0 \\ 0 & \dots & \dots & 0 & 1 \\ x_0 & x_1 & \dots & \dots & x_{\ell-1} \end{bmatrix};$$

it is non-singular if and only if  $x_0 \neq 0$  and its eigenvalues are the roots of the polynomial  $z^\ell - \sum_{0 \leq i \leq \ell-1} x_i z^i$ .

The following theorem is given without proof: it results from Lemma 3.4 and from [2, Section 5.5].

**Lemma 3.5** *Define the polynomial*

$$r(z) = z^\ell - \sum_{0 \leq i \leq \ell-1} r_i z^i = \prod_{1 \leq i \leq \ell} (z - \mu_i^{-1}) \quad (15)$$

and the vector  $\mathbf{r} = [r_0 \ \dots \ r_{\ell-1}]^\top$ . The matrix  $R$  is given by

$$R = (C(\mathbf{r})^\ell)^\top, \quad (16)$$

it is nonsingular since all  $\mu_i^{-1}$ s are different from 0 and it has the LU-type decomposition  $R = L_R U_R^{-1}$  with

$$L_R = \begin{bmatrix} r_0 & & & & \\ r_1 & r_0 & & & \\ \vdots & \ddots & \ddots & & \\ r_{\ell-1} & \dots & r_1 & r_0 & \end{bmatrix}, \quad U_R = \begin{bmatrix} 1 & -r_{\ell-1} & \dots & -r_1 & \\ & \ddots & \ddots & \vdots & \\ & & 1 & -r_{\ell-1} & \\ & & & 1 & \end{bmatrix} \quad (17)$$

□

The spectral decomposition of  $R$  given below is a straightforward consequence of Lemma 3.5.

**Theorem 3.6** *The matrix  $R$  is given by*

$$R = V_R^{-1} D_R^\ell V_R \quad (18)$$

where  $V_R$  is the Vandermonde matrix

$$V_R = \begin{bmatrix} 1 & \mu_1^{-1} & \dots & \mu_1^{-(\ell-1)} \\ 1 & \mu_2^{-1} & \dots & \mu_2^{-(\ell-1)} \\ \vdots & & & \\ 1 & \mu_\ell^{-1} & \dots & \mu_\ell^{-(\ell-1)} \end{bmatrix}$$

and  $D_R$  is the diagonal matrix

$$D_R = \begin{bmatrix} \mu_1^{-1} & & & \\ & \mu_2^{-1} & & \\ & & \ddots & \\ & & & \mu_\ell^{-1} \end{bmatrix}.$$

All left eigenvectors of  $R$  have the form  $[1 \ \mu_j^{-1} \ \dots \ \mu_j^{-(\ell-1)}]$ .

**Proof** The matrix  $R$  is diagonalisable because the  $\mu_j$  are all different, and by (16), we only need to verify that  $C(\mathbf{r})^\top = V_R^{-1} D_R V_R$ , or  $V_R C(\mathbf{r})^\top = D_R V_R$ . For the  $j$ th row of  $V_R$ , we write

$$\begin{aligned} [1 \ \mu_j^{-1} \ \dots \ \mu_j^{-(\ell-1)}] C(\mathbf{r})^\top &= [\mu_j^{-1} \ \dots \ \mu_j^{-(\ell-1)} \ \sum_{0 \leq \nu \leq \ell-1} r_\nu \mu_j^{-\nu}] \\ &= [\mu_j^{-1} \ \dots \ \mu_j^{-(\ell-1)} \ \mu_j^{-\ell}] \end{aligned}$$

by the definition (15) of the polynomial  $r(z)$ . □



**Corollary 3.7** *The maximum eigenvalue of  $R$  is  $\eta = \rho^{2\ell}$ , and its corresponding left eigenvector is*

$$\mathbf{u} = [1 \quad \rho^2 \quad \dots \quad \rho^{2(\ell-1)}]^\top, \quad (19)$$

where  $\rho = p/q$ .

**Proof** The components of the eigenvector  $[1 \quad \mu_1^{-1} \quad \dots \quad \mu_1^{-(\ell-1)}]$  are all strictly positive since  $\mu_1^{-1} = (p/q)^2 > 0$ , and by the Perron-Frobenius theorem it is associated to the maximal eigenvalue.  $\square$

We now turn to the equations (9, 10) that characterise the vector  $\boldsymbol{\pi}_0$ .

**Theorem 3.8** *The vector  $\boldsymbol{\pi}_0$  is given by*

$$\boldsymbol{\pi}_0^\top = c \mathbf{e}_1^\top R, \quad (20)$$

where  $c = -\prod_{1 \leq \nu \leq \ell} (1 - \mu_\nu)$  and  $\mathbf{e}_1 = [1 \quad 0 \quad \dots \quad 0]^\top$ .

**Proof** First, we replace  $B$  in (9) by its expression (6) and so

$$\boldsymbol{\pi}_0^\top (I - A_0 - RA_{-1}) = (\boldsymbol{\pi}_0^\top A_{-1} \mathbf{1}) \mathbf{e}_1^\top.$$

As  $\mathbf{e}_1^\top A_1 = p_\ell \mathbf{e}_1^\top$ , we rewrite the last equation and obtain

$$\boldsymbol{\pi}_0^\top = p_\ell^{-1} (\boldsymbol{\pi}_0^\top A_{-1} \mathbf{1}) \mathbf{e}_1^\top A_1 (I - A_0 - RA_{-1})^{-1} = p_\ell^{-1} (\boldsymbol{\pi}_0^\top A_{-1} \mathbf{1}) \mathbf{e}_1^\top R$$

by [8, Eqn (6.9)], which proves (20) for some scalar  $c$  to be determined.

We replace in (10)  $\boldsymbol{\pi}_0$  by its expression in (20) and  $R$  by its expression  $R = L_R U_R^{-1}$  from Lemma 3.5, and we obtain after simple manipulations that

$$c r_0 \mathbf{e}_1^\top (U_R - L_R)^{-1} \mathbf{1} = 1. \quad (21)$$

The matrix  $U_R - L_R$  is a circulant matrix and may be written as

$$U_R - L_R = \bar{S} \text{diag}(\mathbf{r}^*) S,$$

with

$$S = \frac{1}{\sqrt{\ell}} \Omega_\ell, \quad \mathbf{r}^* = \Omega_\ell \begin{bmatrix} 1 - r_0 \\ -r_1 \\ \vdots \\ -r_{\ell-1} \end{bmatrix}$$

and  $(\Omega_\ell)_{j,j'} = \omega_\ell^{jj'}$ ,  $0 \leq j, j' \leq \ell - 1$  (see [2, Theorem 2.4]). Thus, (21) may be written as

$$c r_0 \mathbf{e}_1^\top \bar{S} \text{diag}(\mathbf{r}^*)^{-1} S \mathbf{1} = 1. \quad (22)$$

One easily verifies that  $\mathbf{e}_1^\top \bar{S} = \frac{1}{\sqrt{\ell}} \mathbf{1}^\top$  and  $S \mathbf{1} = \sqrt{\ell} \mathbf{e}_1$ , and (22) becomes

$$c r_0 \mathbf{1}^\top \text{diag}(\mathbf{r}^*)^{-1} \mathbf{e}_1 = 1 \quad \text{or} \quad c = r_0^* r_0^{-1}.$$

With  $r_0 = -r(0) = -\prod_{1 \leq i \leq \ell} (-\mu_i^{-1})$  and  $r_0^* = r(1) = \prod_{0 \leq i \leq \ell-1} (1 - \mu_i^{-1})$ , this completes the proof.  $\square$

We bring together the different results in this section, and rewrite (13) as  $\boldsymbol{\pi}_k^\top \sim (\boldsymbol{\pi}_0^\top \mathbf{v}) \mathbf{u}^\top \eta^k$  or, if we focus on the first components of  $\boldsymbol{\pi}_k$  and  $\mathbf{u}$ ,

$$\pi_n \sim c(\ell, p) \rho^{2n} \quad \text{as } n \rightarrow \infty,$$

where

$$\begin{aligned} c(\ell, p) &= \boldsymbol{\pi}_0^\top \mathbf{v} = c \mathbf{e}_1^\top R \mathbf{v} = - \prod_{1 \leq \nu \leq \ell} (1 - \mu_\nu) \rho^{2\ell} \mathbf{e}_1^\top V_R^{-1} \mathbf{e}_1 \quad \text{by (18)} \\ &= - \prod_{1 \leq \nu \leq \ell} (1 - \mu_\nu) \rho^{2\ell} (V_R^{-1})_{11} \\ &= - \prod_{1 \leq \nu \leq \ell} (1 - \mu_\nu) \rho^{2\ell} \prod_{2 \leq \nu \leq \ell} \mu_\nu^{-1} (\mu_\nu^{-1} - \mu_1^{-1})^{-1} \\ &= -(1 - \mu_1) \rho^{2\ell} \prod_{2 \leq \nu \leq \ell} (1 - \mu_\nu) (1 - \mu_1^{-1} \mu_\nu)^{-1} \\ &= (\mu_1 - 1) \mu_1^{-1} \prod_{2 \leq \nu \leq \ell} (1 - \mu_\nu) (\mu_1 - \mu_\nu)^{-1} \end{aligned} \quad (23)$$

by Lemma 3.4 — we refer to Macon and Spitzbart [10] to justify the third equality.

## 4 Sojourn times

Briefly stated, to follow the Poisson clumping approach in Aldous [1], one firstly reformulates questions about the distribution of  $M_T$  as questions about random sets. To this effect, we need to define a clump  $E_k$  for each state  $k$ , that is, a set of states such that

the event  $[M_T < k]$  is equivalent to  $\{\mathcal{T}_k \cap [0, T]\}$  being empty,

where  $\mathcal{T}_k = \{t : S_t \in E_k\}$ . As the transition matrix  $P_\ell$  of  $\{Z_t\}$  allows for jumps, we need a clump big enough that the process is forced to visit one of its states whenever  $M_T \geq k$ , for this reason, we chose  $E_k = \{k, k+1, \dots, k+\ell-1\}$ .

We approximate each random set  $\mathcal{T}_k$  by a mosaic; in the present case, the mosaic is a sparse Poisson process of independent random sets on the real line, each set being distributed as intervals of continuous sojourn in  $E_k$ .

Next, we take the stationary version of the process  $\{X(t)\}$ ; if  $k$  is large enough, the random visits to  $k$  are close to a Poisson process and, repeating Aldous [1, Section B8], one finds that the clump rate is  $\pi_k / \mathbb{E}(C)$  where  $\mathbb{E}(C)$  is the sojourn time in a clump. This leads to the approximation (1).

Finally, following [1, Section B12], we approximate the expected sojourn time in the clump by the total expected sojourn time in  $E_k$  for the random

walk on  $(-\infty, +\infty)$  with jump size distribution  $\{p_n : -\ell \leq n \leq \ell\}$ , that is, the Markov chain with transition matrix (12).

As  $p < q$ , this Markov chain is transient and drifts to  $-\infty$ , so that the total expected number of visits  $w_{ij}$  to state  $j$ , starting from state  $i$ , during the whole history of the process is finite for all  $i$  and  $j$ . We denote by  $W$  the matrix with entries  $W_{i,j} = w_{\nu+i, \nu+j}$  for  $0 \leq i, j \leq \ell - 1$ , *independently* of  $\nu$ .

To determine  $W$ , we need two matrices:  $G$  defined in (11) and  $H$ , similar to  $G$  in the reverse direction, that is, for  $0 \leq i, j \leq \ell - 1$ ,  $H_{ij}$  is the probability that, starting from state  $\ell n + i$ , the Markov chain visits  $\ell(n + 1) + j$  before any other state with index  $s > \ell n + \ell - 1$ , *independently* of  $n$ . The matrix  $H$  is the unique sub-stochastic solution of the equation

$$A_{-1}H^2 + (A_0 - I)H + A_1 = 0. \quad (24)$$

One easily verifies that

$$\begin{aligned} W &= I + (A_0 + A_1G + A_{-1}H) + (A_0 + A_1G + A_{-1}H)^2 + \dots \\ &= \sum_{\nu \geq 0} (A_0 + A_1G + A_{-1}H)^\nu \\ &= (I - (A_0 + A_1G + A_{-1}H))^{-1}. \end{aligned} \quad (25)$$

The next lemma provides us with the justification for (4).

**Lemma 4.1** *For large values of  $k$ ,*

$$\mathbb{P}[M_T < k] \approx \exp\left(-\frac{\chi_\ell(p)}{2\ell} T \rho^{2k}\right) \quad (26)$$

with

$$\chi_\ell(p) = c(\ell, p) \mathbf{u}^\top (I - (A_0 + A_1G + A_{-1}H)) \mathbf{1}.$$

**Proof** The proof immediately follows from [1, Eq. B12a]: the first passage time  $\tau_k$  to  $E_k$  is approximately exponential with parameter  $\lambda_k = \boldsymbol{\lambda}_k^\top \mathbf{1}$ , where  $\boldsymbol{\lambda}_k$  is the solution to the linear system  $\boldsymbol{\lambda}_k^\top W = \mathbf{y}^\top$  with  $\mathbf{y}^\top = [\pi_k \ \pi_{k+1} \ \dots \ \pi_{k+\ell-1}]$ . The factor  $1/(2\ell)$  in the right-hand side of (26) is required because  $\lambda_k$  is determined by the Markov chain (5) and each unit of time there represents a full cycle of size  $2\ell$  of the traffic light.

By (25),

$$\lambda_k^\top = \mathbf{y}^\top (I - (A_0 + A_1G + A_{-1}H)) \mathbf{1}$$

and by (13, 19),

$$[\pi_k \ \dots \ \pi_{k+\ell-1}] = c(\ell, p) \rho^{2k} \mathbf{u}^\top + o(\rho^{2k}),$$

so that

$$\mathbb{P}[M_T < k] \approx \exp\left(-c(\ell, p) \mathbf{u}^\top (I - (A_0 + A_1G + A_{-1}H)) \mathbf{1} \rho^{2k} \frac{T}{2\ell}\right)$$

which we rewrite as (26). □

Like we did in Section 3 for the matrix  $R$ , we may use the spectral decomposition approach to obtain explicit expressions for  $G$  and  $H$ . This, however, has not helped us obtain a more explicit expression for  $\chi_\ell(p)$  and we relegate the details to Appendix B.

We illustrate on Figures 4, 5 and 6 the quality of the approximation given in Lemma 4.1 for the distribution of  $M_T$ . The red bars are the analytical approximation (26); the blue density is obtained by simulation of the random walk (5). The number of replications of the simulation is 40,000 and  $\ell = 4$  in all cases;  $T = 10^4$  in Figure 4 and  $T = 10^9$  in Figures 5 and 6. The probability  $p$  that a car arrives is 0.40 in Figures 4 and 5, and 0.45 in Figure 6.

We have mentioned earlier that  $k$  has to be sufficiently large for (1) to hold. A first observation from Figures 5 and 6 is that the quality of the approximation is striking over the whole range of values of  $k$  when  $T = 10^9$ . It is very good even for the much smaller  $T = 10^4$ , as we see on Figures 4 and 5 for both of which  $p = 0.40$ . We have run other simulations, letting  $T$  range from  $10^5$  to  $10^8$ , and have reached similar conclusions. We have also increased the number of replications, and this does not alter the graphs nor parameter estimates significantly.

We observe from the figures, as expected, that the range of values for  $M_T$  increases if  $T$  becomes bigger, for a given  $p$  (more time for the queue to reach high values), or if  $p$  increases, for a given  $T$  (more chances for the queue to grow during intervals when the traffic light is red).

**Remark 4.2** We conjecture that  $\chi_\ell(p)/(2\ell) = q^2 c^2(\ell, p)$ . This identity is proved formally in Appendix A for  $\ell = 2$  and in [6] for  $\ell = 3$  and we have experimental evidence from our numerical analysis, the computed difference being of the order of  $10^{-15}$ . However, we have not been able to show this analytically in all generality.

## 5 Detailed queue representation

We apply in this section the QBD theory directly to the original transition matrix  $\mathcal{P}_\ell$  of (2). Its stationary probability vector  $\gamma$  is partitioned into sub-vectors  $\gamma_0, \gamma_1, \gamma_2, \dots$ , with

$$\gamma_k = [\gamma_{k,1} \quad \dots \quad \gamma_{k,2\ell}]$$

where the first index is the number of cars waiting in front of the traffic light and the second is the position of the traffic light in the cycle  $R \cdots RG \cdots G$  of length  $2\ell$ . It is given by

$$\gamma_k = \gamma_0 \widehat{R}^k, \quad k \geq 0, \tag{27}$$

where  $\widehat{R}$  is the non-negative solution of  $\widehat{R}^2 \mathcal{A}_{-1} + \widehat{R}(\mathcal{A}_0 - I) + \mathcal{A}_1 = 0$ . We denote by  $\widehat{\eta}$  its maximal eigenvalue and by  $\widehat{u}$  and  $\widehat{v}$  the corresponding left- and right-eigenvectors. Finally, we denote by  $\widehat{\pi}_k = \gamma_k^T \mathbf{1}$  the stationary marginal probability that  $k$  cars are waiting.



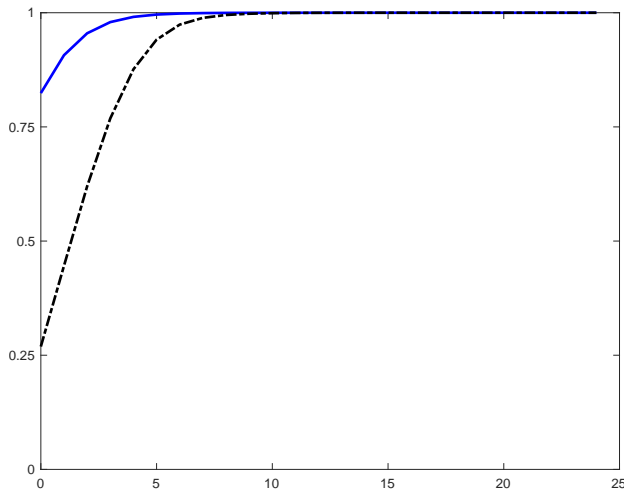


Figure 1: Cumulative probability distribution for the two models, the continuous blue line for the random walk model, the dashed black line for the detailed model. The parameters are  $\ell = 10$ ,  $p = 0.4$ .

and this concludes the proof.  $\square$

We show on Figure 1 the distributions of the detailed queue  $\{S_t\}$  and its approximation  $\{Z_t\}$ . We clearly see the effect of the difference of behaviour when the queue is nearly empty. Nevertheless, comparing (29) with (13), we see that the distribution of the number of waiting cars has the same asymptotic decay.

We give on Figure 2 the distribution  $\hat{\pi}$  for different values of  $\ell$ . One observes that the queue becomes stochastically much greater as  $\ell$  increases. This is explained by the fact that the queue builds up during an interval of red light. Under normal circumstances, it will be served during the succeeding interval of green light, but it is possible that some cars remain when the light becomes red again, so that build-ups might accumulate for a while — despite of which, the *decay* of the distribution remains the same  $\rho^2$  independently of  $\ell$ .

Finally, to determine the tail of the distribution of  $\widehat{M}_T$ , we use for clumps the sets  $\widehat{E}_k = \{(k, i) : 1 \leq i \leq 2\ell\}$ . The proof of Lemma 5.2 is similar to that of Lemma 4.1 and is omitted.

**Lemma 5.2** *For large values of  $k$ ,*

$$\mathbb{P}[\widehat{M}_T < k] \approx \exp\left(-\frac{\widehat{\chi}_\ell(p)}{2\ell} T \rho^{2k}\right) \quad (31)$$

with

$$\widehat{\chi}_\ell(p) = (1 - \rho^2)(\widehat{\mathbf{v}}^\top \mathbf{1})(\widehat{\mathbf{u}}^\top (I - (\mathcal{A}_0 + \mathcal{A}_1 \widehat{G} + \mathcal{A}_{-1} \widehat{H})) \mathbf{1})$$

where  $\widehat{G}$  and  $\widehat{H}$  are respectively the solutions of

$$\mathcal{A}_{-1} + (\mathcal{A}_0 - I)\widehat{G} + \mathcal{A}_1 \widehat{G}^2 = 0 \quad \text{and} \quad \mathcal{A}_1 + (\mathcal{A}_0 - I)\widehat{H} + \mathcal{A}_{-1} \widehat{H}^2 = 0. \quad \square$$

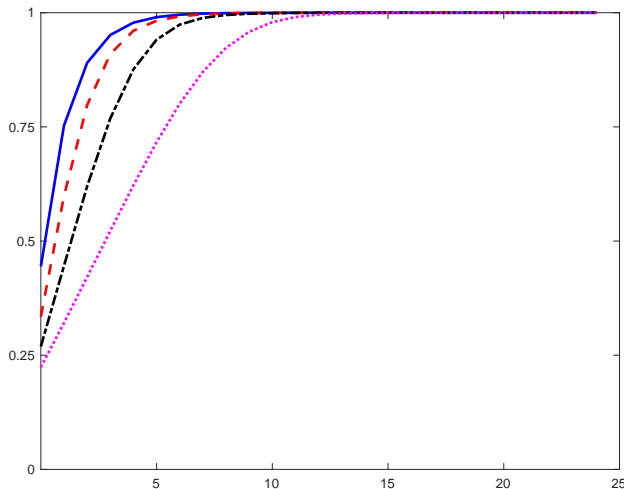


Figure 2: Cumulative probability distribution for the detailed model, for  $p = 0.4$ . The continuous blue line corresponds to  $\ell = 1$ , the red dashed line to  $\ell = 5$ , the black dot-dashed line to  $\ell = 10$  and the magenta dotted line is for  $\ell = 20$ .

A comparison of  $\chi_\ell(p)$  and  $\widehat{\chi}_\ell(p)$  from Lemmas 4.1 and 5.2 show that they are very different. As an illustration, we give their values on Figure 3 for  $p = 0.4$  and  $\ell = 1$  to 10. However, we have noticed that there appear to be a systematic ratio between the two: in all our numerical investigation we have observed that

$$\left| \frac{\chi_\ell(p)}{\widehat{\chi}_\ell(p)\rho^\ell} - 1 \right| < 2 \cdot 10^{-15}.$$

This leads us to conjecture that  $\chi_\ell(p) = \widehat{\chi}_\ell(p)\rho^\ell$ . Under this conjecture, we re-write (26) as

$$\mathbb{P}[M_T < k] \approx \exp\left(-\frac{\widehat{\chi}_\ell(p)}{2\ell} T \rho^{2k+\ell}\right)$$

which, together with (31), indicates that

$$M_T = \widehat{M}_T - \ell/2 \tag{32}$$

asymptotically for large  $T$ .

It is physically obvious that  $\widehat{M}_T$  being the maximum taken over all times  $t \leq T$  while  $\widetilde{M}_T$  being the maximum taken at the end of cycles only, we should have  $M_T \leq \widetilde{M}_T$ . The specific difference indicated in (32) is interesting but a formal proof eludes us so far.

## A Exact analysis: $\ell = 2$

We assume that  $\varphi_0 = 1$  and we consider the process  $\{Z_t\}$  with transition matrix

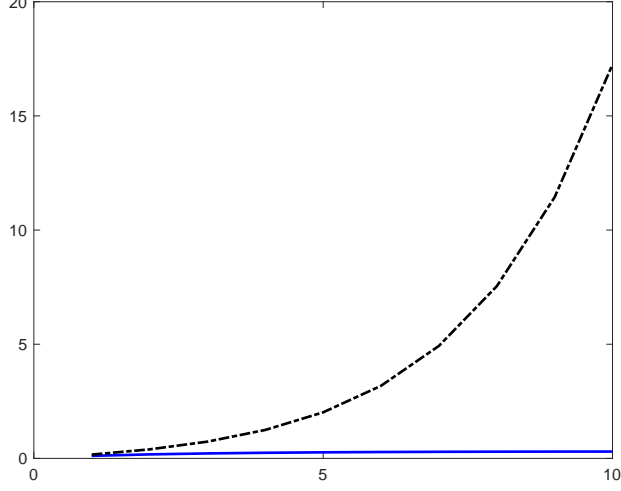


Figure 3: Values of  $\chi_\ell(p)$  (continuous blue line), and  $\widehat{\chi}_\ell(p)$  (dashed black line), for  $p = 0.4$  and  $\ell = 1$  to 10.

$$P_2 = U^2 V^2 = \begin{pmatrix} (1 + 2p + 3p^2)q^2 & 4p^3q & p^4 & 0 & 0 & \cdots \\ (1 + 3p)q^3 & 6p^2q^2 & 4p^3q & p^4 & 0 & \cdots \\ q^4 & 4pq^3 & 6p^2q^2 & 4p^3q & p^4 & \cdots \\ 0 & q^4 & 4pq^3 & 6p^2q^2 & 4p^3q & \cdots \\ 0 & 0 & q^4 & 4pq^3 & 6p^2q^2 & \cdots \\ \vdots & \vdots & \vdots & \vdots & \vdots & \ddots \end{pmatrix}.$$

The equations for the stationary distribution are as follows:

$$\pi_0 = (1 + 2p + 3p^2)q^2\pi_0 + (1 + 3p)q^3\pi_1 + q^4\pi_2, \quad (33)$$

$$\pi_1 = 4p^3q\pi_0 + 6p^2q^2\pi_1 + 4pq^3\pi_2 + q^4\pi_3, \quad (34)$$

$$\pi_j = p^4\pi_{j-2} + 4p^3q\pi_{j-1} + 6p^2q^2\pi_j + 4pq^3\pi_{j+1} + q^4\pi_{j+2} \quad \text{for } j \geq 2. \quad (35)$$

The generating function  $F(z) = \sum_{j=2}^{\infty} \pi_j z^j$  may be expressed as

$$\begin{aligned} F(z) &= p^4 z^2 \sum_{j=2}^{\infty} \pi_{j-2} z^{j-2} + 4p^3 q z \sum_{j=2}^{\infty} \pi_{j-1} z^{j-1} + 6p^2 q^2 \sum_{j=2}^{\infty} \pi_j z^j \\ &\quad + \frac{4pq^3}{z} \sum_{j=2}^{\infty} \pi_{j+1} z^{j+1} + \frac{q^4}{z^2} \sum_{j=2}^{\infty} \pi_{j+2} z^{j+2} \\ &= p^4 z^2 [F(z) + \pi_0 + \pi_1 z] + 4p^3 q z [F(z) + \pi_1 z] + 6p^2 q^2 F(z) \\ &\quad + \frac{4pq^3}{z} [F(z) - \pi_2 z^2] + \frac{q^4}{z^2} [F(z) - \pi_2 z^2 - \pi_3 z^3] \end{aligned}$$



and we conclude that

$$\begin{aligned} & [q^4 + 4pq^3z - (1 - 6p^2q^2)z^2 + 4p^3qz^3 + p^4z^4] F(z) \\ &= -p^4z^4(\pi_0 + \pi_1z) - 4p^3qz^3(\pi_1z) + 4pq^3z(\pi_2z^2) + q^4(\pi_2z^2 + \pi_3z^3). \end{aligned}$$

Replacing  $\pi_2$  and  $\pi_3$  by expressions in  $\pi_0$  and  $\pi_1$  from (33, 34), then cancelling the common factor  $1 - z$  between numerator and denominator, yields

$$F(z) = \frac{\{p^3(4 - 3p + pz)\pi_0 + [-1 + 6p^2 - 8p^3 + 3p^4 + (4 - 3p)p^3z + p^4z^2]\pi_1\}z^2}{(q^2 - p^2z)[q^2 + (1 + 2pq)z + p^2z^2]}$$

hence

$$L = \lim_{z \rightarrow 1} F(z) = \frac{2p^3(1 + q)\pi_0 - [2(q - p) - q^4]\pi_1}{2(q - p)}.$$

We observe three zeroes in the denominator  $D(z)$  of  $F(z)$ . The first zero, of smallest modulus  $< 1$ , is negative and given by

$$z_1 = \frac{-1 - 2pq + \theta}{2p^2}$$

where  $\theta = \sqrt{1 + 4pq}$ . The second zero, of intermediate modulus, is positive and given by

$$z_2 = \frac{q^2}{p^2} = \left(\frac{1}{\rho}\right)^2 > 1.$$

The third zero, of largest modulus  $> 1$ , is negative and given by

$$z_3 = \frac{-1 - 2pq - \theta}{2p^2}.$$

Finding the unknowns  $\pi_0$  and  $\pi_1$  is achieved by solving two simultaneous equations:

$$N(z_1) = 0,$$

found by substituting  $z_1$  for  $z$  in the numerator  $N(z)$  for  $F(z)$  and setting this equal to zero, and

$$\pi_0 + \pi_1 + L = 1$$

which yields

$$\begin{aligned} \pi_0 &= \frac{(q - p)(3 - 2p - \theta)}{2q^4}, \\ \pi_1 &= \frac{(q - p)[-1 - p - 2pq + (1 + p)\theta]}{q^5}. \end{aligned}$$

Thus we have a complete description of the stationary distribution. An exact expression for  $\pi_j$  is infeasible; therefore asymptotics as  $j \rightarrow \infty$  are necessary. The second zero  $z_2$  leads, by classical singularity analysis [7] to

$$A(p) = -\frac{N(z_2)}{z_2 D'(z_2)} = \frac{(q - p)[1 + (q - p)\theta]}{4q^4},$$

$$\pi_j \sim A(p) \left( \frac{p^2}{q^2} \right)^j$$

and this confirms (13). This is the expression that we shall employ in the clumping heuristic.

Consider the random walk on the integers with transition matrix  $\tilde{P}_2$  (see Equation (12)). For any  $i$ , the random walk jumps to  $i + j$ ,  $-2 \leq j \leq 2$  with probability  $p_j$  defined in (3).

For nonzero  $j$ , let  $\nu_j$  denote the probability that, starting from  $-j$ , the walker eventually hits 0. For  $j = 0$ ,  $\nu_0$  is the probability that, starting from 0, the walker eventually returns to 0. We have

$$\nu_0 = p^4 \nu_{-2} + 4p^3 q \nu_{-1} + 6p^2 q^2 + 4pq^3 \nu_1 + q^4 \nu_2, \quad (36)$$

$$\nu_j = p^4 \nu_{j-2} + 4p^3 q \nu_{j-1} + 6p^2 q^2 \nu_j + 4pq^3 \nu_{j+1} + q^4 \nu_{j+2} \quad j \geq 1, \quad (37)$$

by a simple argument (note that  $\nu_0$  is replaced by 1 in (37)) and the generating function  $\tilde{F}(z) = \sum_{j=1}^{\infty} \nu_j z^j$  is expressed as

$$\begin{aligned} \tilde{F}(z) &= p^4 z^2 \sum_{j=1}^{\infty} \nu_{j-2} z^{j-2} + 4p^3 q z \sum_{j=1}^{\infty} \nu_{j-1} z^{j-1} + 6p^2 q^2 \sum_{j=1}^{\infty} \nu_j z^j \\ &\quad + \frac{4pq^3}{z} \sum_{j=1}^{\infty} \nu_{j+1} z^{j+1} + \frac{q^4}{z^2} \sum_{j=1}^{\infty} \nu_{j+2} z^{j+2} \quad \text{by (37),} \\ &= p^4 z^2 [\tilde{F}(z) + \nu_{-1} z^{-1} + 1] + 4p^3 q z [\tilde{F}(z) + 1] + 6p^2 q^2 \tilde{F}(z) \\ &\quad + \frac{4pq^3}{z} [\tilde{F}(z) - \nu_1 z] + \frac{q^4}{z^2} [\tilde{F}(z) - \nu_1 z - \nu_2 z^2]. \end{aligned}$$

Equivalently,

$$\begin{aligned} &(1-z)(q^2 - p^2 z) [q^2 + (1 + 2pq)z + p^2 z^2] \tilde{F}(z) \\ &= -p^4 z^3 \nu_{-1} - p^4 z^4 - 4p^3 q z^3 + 4pq^3 z^2 \nu_1 + q^4 z \nu_1 \\ &\quad + z^2 (\nu_0 - p^4 \nu_{-2} - 4p^3 q \nu_{-1} - 6p^2 q^2 - 4pq^3 \nu_1) \\ &= z^2 \nu_0 + q^4 z \nu_1 - p^4 z^3 \nu_{-1} - 4p^3 q z^2 \nu_{-1} - p^4 z^2 \nu_{-2} - 6p^2 q^2 z^2 - 4p^3 q z^3 - p^4 z^4. \end{aligned} \quad (38)$$

Only the first two of the four zeroes  $z_1, 1, z_2, z_3$  are of interest. Let  $\tilde{N}(z)$  denote the numerator for  $\tilde{F}(z)$ , that is,  $\tilde{N}(z)$  is the expression on the right-hand side of (38). We have

$$\tilde{N}(z_1) = 0, \quad \tilde{N}(1) = 0. \quad (39)$$

Using

$$\nu_{-j} = p^4 \nu_{-j-2} + 4p^3 q \nu_{-j-1} + 6p^2 q^2 \nu_{-j} + 4pq^3 \nu_{-j+1} + q^4 \nu_{-j+2}, \quad j \geq 1;$$

we deduce that

$$\nu_{-j} = \nu_j \left( \frac{q^2}{p^2} \right)^j$$

since multiplying both sides of

$$\begin{aligned} \nu_j \left(\frac{q^2}{p^2}\right)^j &= p^4 \nu_{j+2} \left(\frac{q^2}{p^2}\right)^{j+2} + 4p^3 q \nu_{j+1} \left(\frac{q^2}{p^2}\right)^{j+1} + 6p^2 q^2 \nu_j \left(\frac{q^2}{p^2}\right)^j \\ &\quad + 4pq^3 \nu_{j-1} \left(\frac{q^2}{p^2}\right)^{j-1} + q^4 \nu_{j-2} \left(\frac{q^2}{p^2}\right)^{j-2} \end{aligned}$$

by  $p^{2j}/q^{2j}$  gives an identity. Replacing  $q^4 \nu_2$  by  $p^4 \nu_{-2}$  in our Equation (36) for  $\nu_0$  gives

$$\nu_0 = 2p^4 \nu_{-2} + 4p^3 q \nu_{-1} + 6p^2 q^2 + 4pq^3 \nu_1. \quad (40)$$

Also, replacing  $q^2 \nu_1$  by  $p^2 \nu_{-1}$  in Equations (39, 40) reduces the number of variables to three. The simultaneous solution is

$$\begin{aligned} \nu_0 &= \frac{-1 + 2p + 8p^2 - 8p^3 + (q-p)^2 \theta}{4pq}, \\ \nu_{-1} &= \frac{1 - 8p^2 + 16p^3 - 8p^4 - (q-p)\theta}{8p^3 q}, \\ \nu_{-2} &= \frac{-1 - 2p + 12p^2 - 24p^4 + 24p^5 - 8p^6 + (q-p)(1 + 2p - 4p^2)\theta}{8p^5 q} \end{aligned}$$

yielding

$$\nu_1 = \frac{1 - 8p^2 + 16p^3 - 8p^4 - (q-p)\theta}{8pq^3}$$

in particular. The root  $z_2$  may be used to obtain the asymptotics of  $\nu_j$  for  $j$  large.

Readers might be tempted to use the level  $k$  as the absorbing set  $S$ . But the maximum could be above  $k$  without ever touching level  $k$  because of the transition  $p^4$ . So we must use as  $S$  the levels  $k$  and  $k+1$ : no maximum can be above  $k+1$  without touching at least one of the levels  $k$  or  $k+1$ . In the revised notation, this leads to the absorbing set  $\Omega = \{0, -1\}$ .

An idea of Aldous [1] now comes crucially into play. The rate  $\lambda$  of clumps of visits to  $\Omega$  is equal to  $\lambda_0 + \lambda_{-1}$  where parameters  $\lambda_0$  and  $\lambda_{-1}$  are solutions of the system

$$\begin{aligned} \lambda_0 + \lambda_{-1} \nu_{-1} &= (1 - \nu_0) \pi_j, \\ \lambda_0 \nu_1 + \lambda_{-1} &= (1 - \nu_0) \pi_{j+1} \sim \frac{p^2}{q^2} (1 - \nu_0) \pi_j. \end{aligned}$$

In words, for nonzero  $j$ , the ratio  $\nu_j/(1 - \nu_0)$  is the expected sojourn time in  $\{0\}$ , given that the walk started at  $-j$ . The total clump rate is consequently

$$\lambda \sim \frac{(q-p)[1 + (q-p)\theta]}{2q^2} \pi_j$$

in association with the transition matrix  $U^2 V^2$ , that is, the sub-walk for  $\varphi_0 = 1$ .

The total clump rate for  $\varphi_0 = 3$ , that is, the transition matrix  $V^2U^2$ , can similarly be shown to be

$$\lambda' \sim \frac{(q-p)[1+(q-p)\theta]}{2p^2} \pi_j$$

and this particular sub-walk clearly contains the full walk maximum. Of course, the four sub-walk maxima are not independent.

Note, if  $j = \log_{q^2/p^2}(n) + h + 1$ , we have

$$\left(\frac{q^2}{p^2}\right)^j = n \left(\frac{q^2}{p^2}\right)^{h+1}$$

thus

$$\pi_j \frac{n}{4} \sim \frac{A(p)}{4} \left(\frac{p^2}{q^2}\right)^j n = \frac{A(p)}{4} \left(\frac{q^2}{p^2}\right)^{-(h+1)} = \frac{(q-p)[1+(q-p)\theta]}{16q^4} \frac{p^2}{q^2} \left(\frac{q^2}{p^2}\right)^{-h}.$$

By the clumping heuristic, the desired exponential argument is

$$\frac{\lambda'}{\pi_j} \cdot \pi_j \frac{n}{4} \sim \frac{(q-p)^2 [1+(q-p)\theta]^2}{32q^6} \left(\frac{q^2}{p^2}\right)^{-h} = \frac{\chi_2(p)}{4} \left(\frac{q^2}{p^2}\right)^{-h}$$

as was to be shown.

## B Explicit forms for $G$ and $H$

We define  $g_j = G_{1,\ell-j+1}$ ,  $1 \leq j \leq \ell$  that is,  $g_j$  is the probability of visiting  $n+1-j$ , starting from  $n+1$ , before any other state with index  $s \leq n$ , and one proves in [2, Section 5.5] that

$$G = \begin{bmatrix} 0 & 1 & & & \\ & \ddots & \ddots & & \\ & & 0 & 1 & \\ g_\ell & \dots & g_2 & g_1 & \end{bmatrix}^\ell$$

or  $G = C(\mathbf{g})^\ell$  with  $\mathbf{g} = [g_\ell \dots g_1]^\top$ . Furthermore, the eigenvalues of  $C(\mathbf{g})$  being the roots of the polynomial  $g(z) = z^\ell - \sum_{i \leq \ell-1} g_{\ell-i} z^i$ , we have  $g(z) = \prod_{1 \leq i \leq \ell} (z - \sigma_i)$ .

We obtain the expression for  $H$  by a similar argument. We define  $h_j = H_{\ell,j}$ ,  $1 \leq j \leq \ell$ , that is,  $h_j$  is the probability of visiting  $n+\ell+j$ , starting from  $n+\ell$ , before any other state with index  $s \geq n+\ell+1$ , independently of  $n$ . For  $i \leq \ell-1$ , we decompose the paths from  $n+i$  to  $n+\ell+j$  in two sets, depending on whether they go through  $n+\ell$  or not, and obtain

$$H_{ij} = H_{i+1,j+1} + H_{i+1,1} h_j, \quad 1 \leq i \leq \ell-1,$$

and so conclude that  $H = \widehat{C}(\mathbf{h})^\ell$ , with  $\mathbf{h} = [h_1 \ h_2 \ \dots \ h_\ell]^\top$ , where the matrix  $\widehat{C}$  is defined as

$$\widehat{C}(\mathbf{x}) = \begin{bmatrix} x_0 & x_1 & \dots & x_{\ell-1} \\ 1 & 0 & & \\ & \ddots & \ddots & \\ & & 1 & 0 \end{bmatrix}$$

for  $\mathbf{x} = [x_0 \ \dots \ x_{\ell-1}]^\top$ .

The eigenvalues of  $C(\mathbf{h})$  are the roots of the polynomial  $z^\ell - \sum_{0 \leq i < \ell-1} h_{\ell-i} z^i$ , on the one hand, and the eigenvalues of  $H$  and  $R$  are the same (by [2, Theorem 3.20]) on the other hand, from which we conclude that  $h_{\ell-j} = r_j$ , for  $0 \leq j \leq \ell - 1$ , and

$$H = \begin{bmatrix} r_{\ell-1} & r_{\ell-2} & \dots & r_0 \\ 1 & 0 & & \\ & \ddots & \ddots & \\ & & 1 & 0 \end{bmatrix}^\ell.$$

## Acknowledgments

Guy Latouche and Beatrice Meini acknowledge the financial support of GNCS of INdAM, Italy and of ‘‘Fondi di ateneo’’ of the University of Pisa.

## References

- [1] D. Aldous. *Probability Approximations via the Poisson Clumping Heuristic*. Springer-Verlag, 1989.
- [2] D. A. Bini, G. Latouche, and B. Meini. *Numerical Methods for Structured Markov Chains*. Numerical Mathematics and Scientific Computation. Oxford University Press, Oxford, 2005.
- [3] D. A. Bini, B. Meini, S. Steff e, and B. V. Houdt. Structured Markov chains solver: software tools. In *SMCtools ’06: Proceeding from the 2006 workshop on Tools for solving structured Markov chains*, page 14, New York, NY, USA, 2006. ACM.
- [4] S. Finch. Euler-Mascheroni constant. In *Mathematical Constants*, number 94 in Encyclopedia of Mathematics and its Applications, pages 28–40. Cambridge Univ. Press, Cambridge, 2003.
- [5] S. Finch and G. Louchard. Conjectures about traffic light queues. arXiv:1810.03906.
- [6] S. Finch and G. Louchard. Traffic light queues and the Poisson clumping heuristic. 2018. arXiv 1810.12058v2.

- [7] P. Flajolet and R. Sedgewick. *Analytic Combinatorics*. Cambridge Univ. Press, 2009.
- [8] G. Latouche and V. Ramaswami. *Introduction to Matrix Analytic Methods in Stochastic Modeling*. ASA-SIAM Series on Statistics and Applied Probability. SIAM, Philadelphia PA, 1999. Second printing 2011.
- [9] G. Louchard and H. Prodinger. Asymptotics of the moments of extreme-value related distribution functions. *Algorithmica*, 46:431–467, 2006.
- [10] N. Macon and A. Spitzbart. Inverses of Vandermonde matrices. *Amer. Math. Monthly*, 65:95–100, 1958.
- [11] M. F. Neuts. *Matrix-Geometric Solutions in Stochastic Models: An Algorithmic Approach*. The Johns Hopkins University Press, Baltimore, MD, 1981.

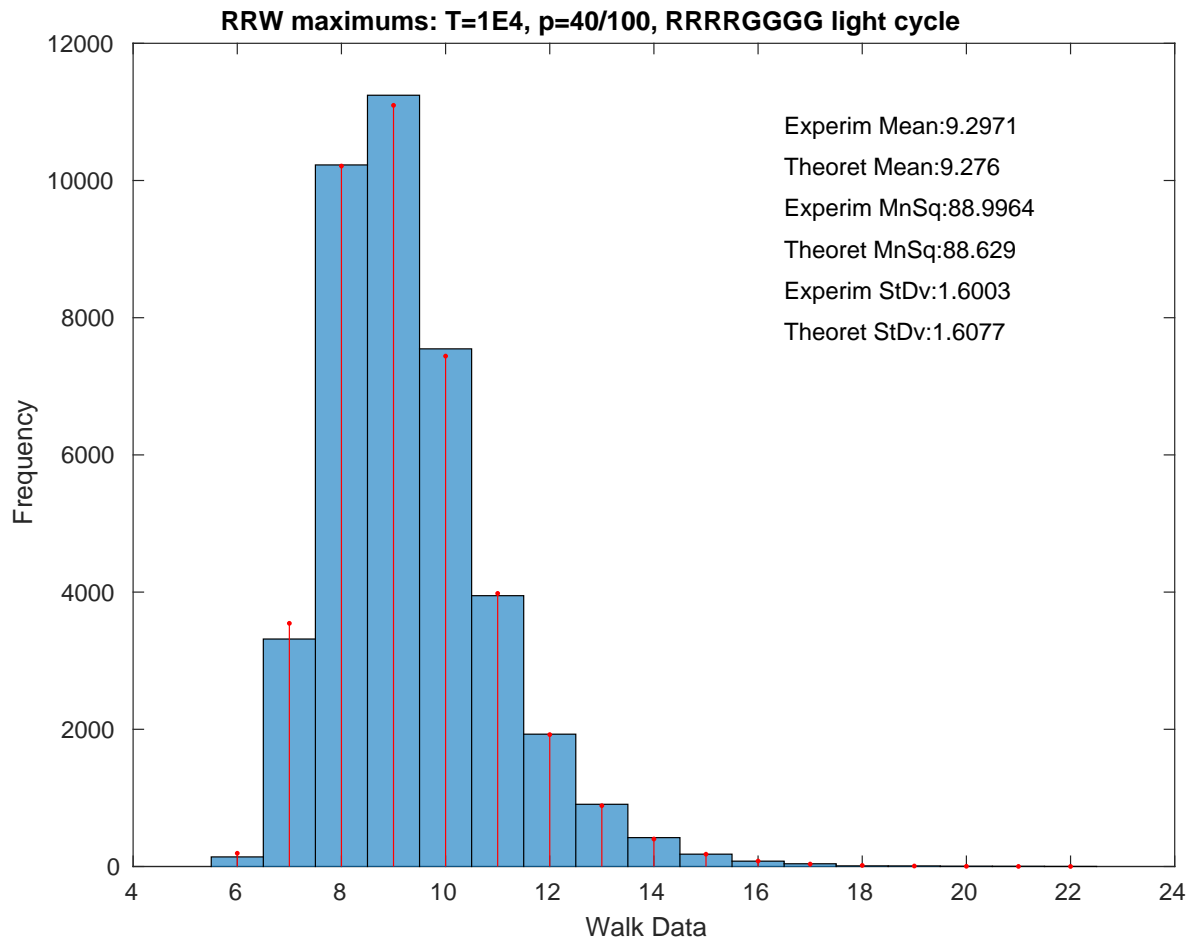


Figure 4: Comparison of the heuristic distribution of  $M_T$  and its density obtained by simulation. The number of replications is 40,000, the parameters are  $T = 10^4$ ,  $\ell = 4$  and  $p = 0.40$ .

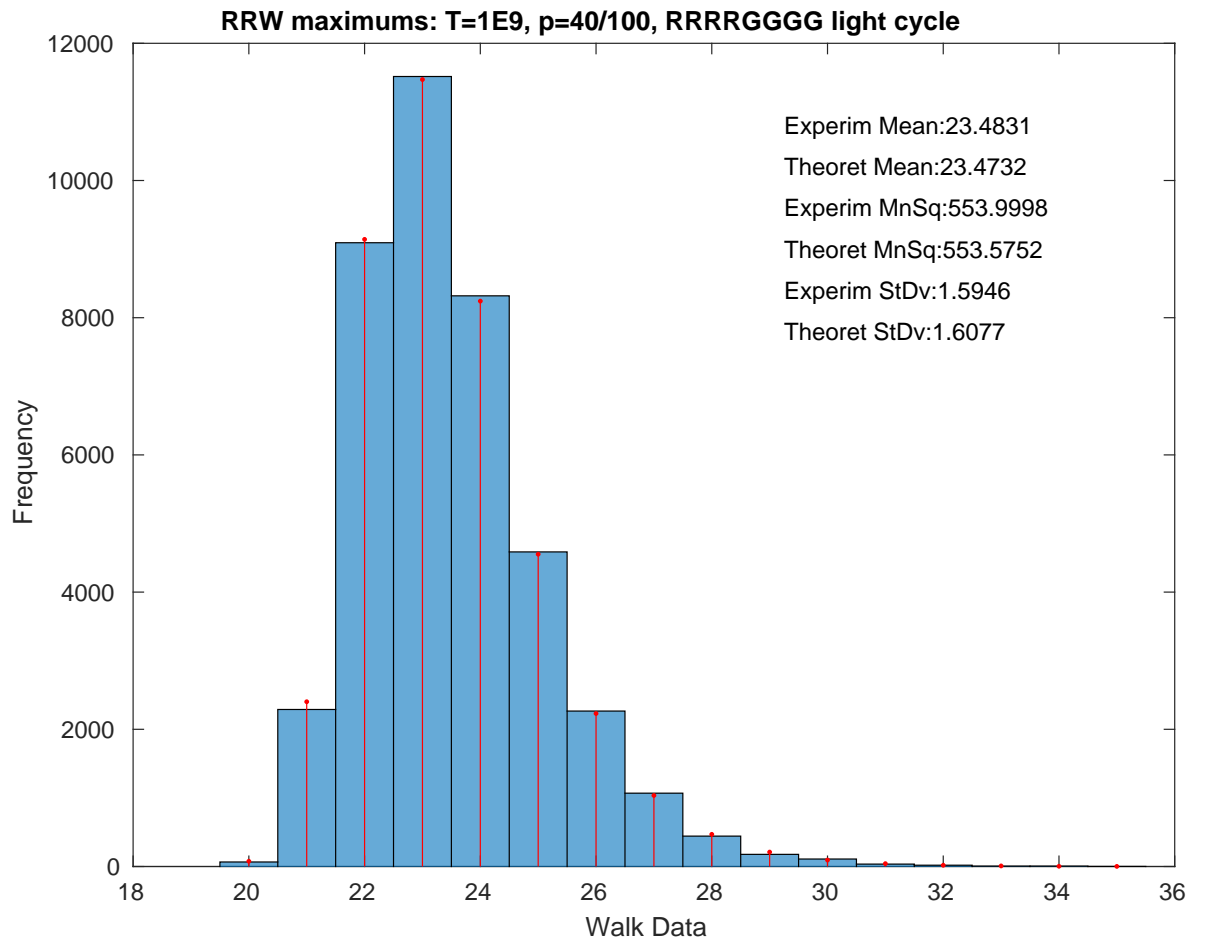


Figure 5: Comparison of the heuristic distribution of  $M_T$  and its density obtained by simulation. The number of replications is 40,000, the parameters are  $T = 10^9$ ,  $\ell = 4$  and  $p = 0.40$ .



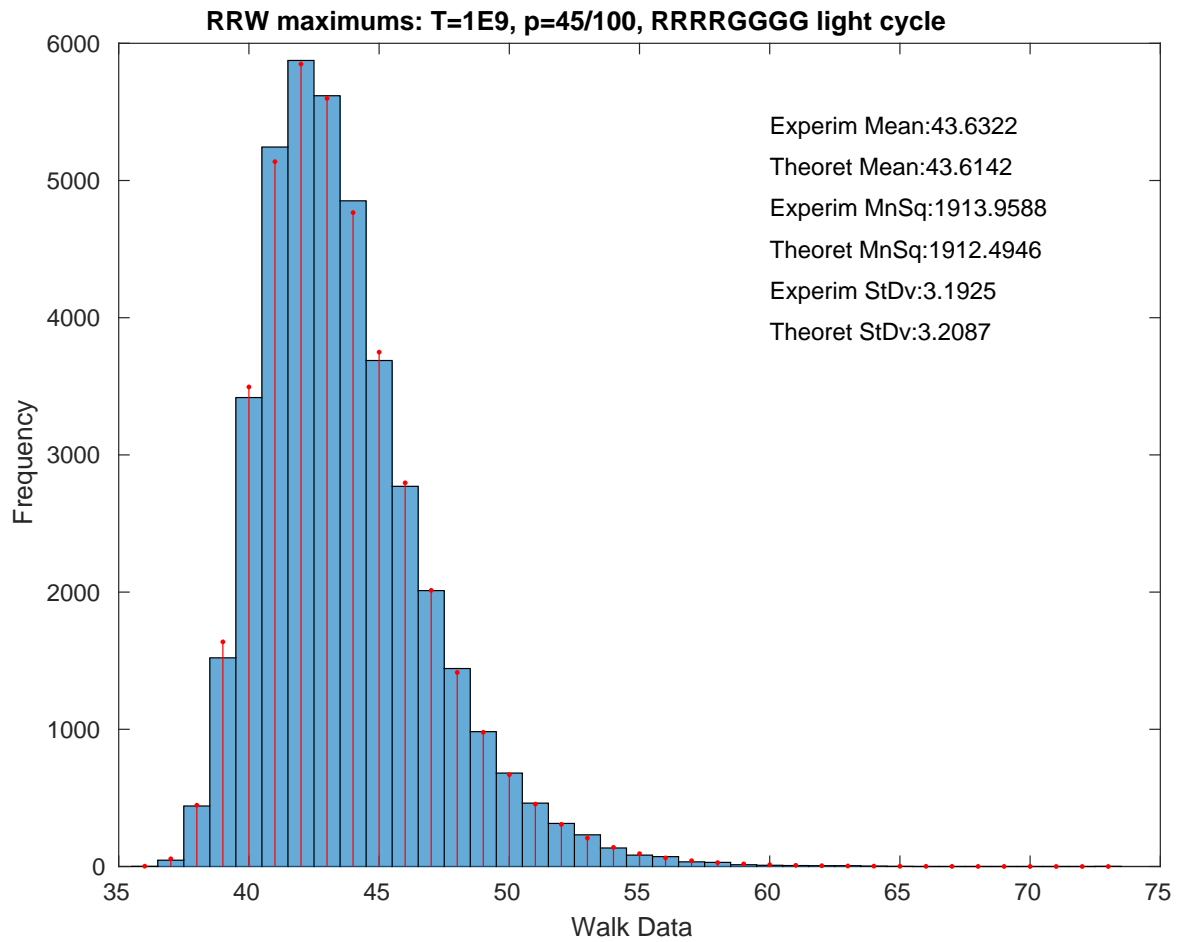


Figure 6: Comparison of the heuristic distribution of  $M_T$  and its density obtained by simulation. The number of replications is 40,000, the parameters are  $T = 10^9$ ,  $\ell = 4$  and  $p = 0.45$ .