

$U(1)_{B-3L_\alpha}$ Extended Scotogenic Models and Single-zero Textures of Neutrino Mass Matrices

Weijian Wang^{1*} and Zhi-Long Han^{2†}

¹*Department of Physics, North China Electric Power University, Baoding 071003, China*

²*School of Physics and Technology, University of Jinan, Jinan, Shandong 250022, China*

(Dated: February 28, 2022)

In this paper, we propose a scotogenic model of neutrino masses with flavor-dependent $U(1)_{B-3L_\alpha}$ ($\alpha = e, \mu, \tau$) gauge symmetry, in which neutrinos are generated at one-loop level and a fermion dark matter is naturally accommodated. In this model, three one-zero-texture structures of neutrino mass matrix, denoted as patterns A, B and C, are successfully realized by appropriate charge assignment for inert fermions and scalar fields. For each predicted textures, a detailed numerical analysis is carried out to find the allowed regions of neutrino mixing and masses. We find three scenarios (A for normal mass hierarchy, and B and C for inverted mass hierarchy) favored by the latest data of neutrino oscillation experiments and Planck 2018 limit on the sum of neutrino masses. Other phenomenologies such as lepton flavor violation, dark matter and collider signatures are also discussed.

* wjnwang96@aliyun.com

† sps_hanzl@ujn.edu.cn

I. INTRODUCTION

Thanks to the overwhelming evidence from astrophysics, cosmology and neutrino oscillation experiments, it is well established that the new physics beyond Standard Model (SM) is needed to accommodate two missing spices: tiny but nonzero neutrino masses and dark matter (DM). The scotogenic model, originally proposed by Krauss *et al*[1] and Ma[2], is one of the appealing ways to explain the above two issues simultaneously, where the small neutrino masses arise only at loop level and DM plays a role of mediated field propagating inside the loop diagram. For a review on various interesting realizations, see Ref. [3].

In addition to the neutrino masses and DM mystery, the SM gauge symmetries cannot explain how different flavors of leptons distinguish each other and exhibit the observed mixing patterns. A promising ansatz which can potentially solves the flavor puzzle is to add an extra $U(1)$ gauge symmetry to SM and permit the three flavors of fermions transform nonuniversally under the new symmetry. On the other hand, three right-handed(RH) neutrinos N_{Rs} are usually considered as necessary ingredients of neutrino mass model. Then assuming family nonuniversal charges of N_{Rs} , the resulting lepton flavor structure admits a number of anomaly-free solutions. Along this thought of idea, the $U(1)_X$ gauge symmetry with X being the linear combinations of baryon number B and individual lepton numbers L_α is frequently considered in various contexts. Well-known examples are $B-3L_\tau$ [4], $L_\mu-L_\tau$ [5–8], $B+3(L_e-L_\mu-L_\tau)$ [9] etc. In Ref.[10], the neutrino mass matrices containing two-zero-texture[11, 12] or two-zero-cofactor structures[13] are realized by applying the $U(1)_{aB-\sum x_\alpha L_\alpha}$ gauge symmetry to type-I seesaw scenario. In Ref.[14], more solutions are found in the type-I and/or-III seesaw framework. It is then natural to ask if the flavor-dependent $U(1)$ gauge symmetry is compatible with the scotogenic models and leads to predictive lepton mass textures. The first attempts was made in Ref.[15], where the $U(1)_{L_\mu-L_\tau}$ gauge symmetry was adopted to realize the type-C two-zero-texture structure[12] in one-loop induced neutrino mass matrix. Note that this model is also possible to interpret the $R_{K^{(*)}}$ anomaly and AMS-02 positron excess [16]. However, the latest analysis points out that such texture structure is incompatible with the Planck 2018 bound on the sum of neutrino masses. i.e $\sum m_i < 0.12\text{eV}$ [17]. One way out of this problem is to consider different $U(1)$ gauge symmetries. In Refs.[18, 19], other viable two-zero-texture structures are realized based on $U(1)_{B-2L_\alpha-L_\beta}$ gauge symmetry.

In this paper, we apply the $U(1)_{B-3L_\alpha}$ ($\alpha = e, \mu, \tau$) gauge symmetry to the scotogenic model. It is pointed out that by pairing one of N_{Rs} with ν_{L_α} , the $U(1)_{B-3L_\alpha}$ gauged symmetry is anomaly free and may predict a realistic mixing structure among three families of leptons[4]. In the scotogenic model, we find that the form of Yukawa interactions is restricted by the $U(1)_{B-3L_\alpha}$ charge assignments, leading to a one-zero-texture structure of neutrino mass matrix. For each predicted texture, an updated phenomenological analysis

Group	Lepton Fields									Scalar Fields		
	L_α	$\ell_{\alpha R}$	L_β	$\ell_{\beta R}$	L_γ	$\ell_{\gamma R}$	N_{R1}	N_{R2}	N_{R3}	Φ	η	S
$SU(2)_L$	2	1	2	1	2	1	1	1	1	2	2	1
$U(1)_Y$	$-\frac{1}{2}$	-1	$-\frac{1}{2}$	-1	$-\frac{1}{2}$	-1	0	0	0	$\frac{1}{2}$	$\frac{1}{2}$	0
Z_2	+	+	+	+	+	+	-	-	-	+	-	+
$U(1)_{B-3L_\alpha}$	-3	-3	0	0	0	0	0	0	-3	0	0	3

TABLE I. Particle content and their charge assignment under $SU(2)_L \times U(1)_Y \times U(1)_{B-3L_\alpha} \times Z_2$ with (α, β, γ) a permutations of (e, μ, τ) .

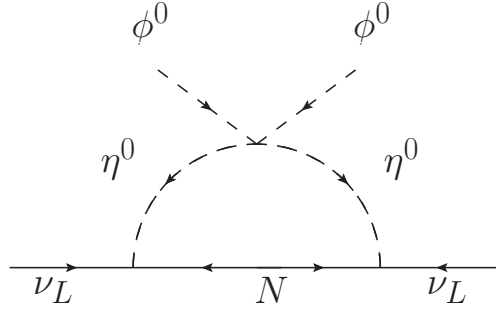


FIG. 1. Radiative neutrino mass at one loop.

is carried out in view of the current neutrino oscillation and cosmological data. With all new particles around TeV scale, the scotogenic model with a $B - 3L_\alpha$ gauge symmetry leads to testable phenomenologies. Thus, in addition to the neutrino issue, we discuss the phenomenologies such as lepton flavor violations (LFVs), and DM candidate and highlights of collider signatures. Without loss of generality, the $U(1)_{B-3L_\mu}$ gauge symmetry are considered as a case study.

The rest of this paper is organized as follows. In Sec. II, we first discuss the realization of one-zero texture in the scotogenic model with $U(1)_{B-3L_\alpha}$ gauge symmetry. In Sec. III, the numerical analysis of neutrino masses and mixing is presented. In Sec. IV, other predictions such as the lepton-flavor-violation rate, dark matter and collider physics are discussed. The conclusion is given in Sec.V.

II. MODEL SETUP

We extend the scotogenic model proposed by Ma[2] to be compatible with the $U(1)_{B-3L_\alpha}$ gauge symmetry. The particle content related to lepton mass generation is listed in Table.I. In the model, three RH fermion singlets N_{Ri} ($i = 1, 2, 3$) and an inert scalar doublet field η are added to the SM. Among three N_R fields, one

of them carries the same non-zero charge as SM lepton doublet L_α under $U(1)_{B-3L_\alpha}$ gauge symmetry. In addition to the SM Higgs field Φ , a singlet scalar S is added to develop the vacuum expectation value (VEV) $v_S/\sqrt{2}$ after the spontaneous breaking of $U(1)_{B-3L_\alpha}$ symmetry. The unbroken discrete Z_2 symmetry forbid the tree-level neutrino Yukawa interaction and assure the stability of DM. In the original scotogenic model, the interactions relevant to lepton mass generation are given by

$$-\mathcal{L} \supset f_{\alpha\beta} \bar{L}_\alpha \Phi \ell_{\beta R} + h_{\alpha i} \bar{L}_\alpha \eta^c N_{Ri} + \frac{M_{Nij}}{2} N_{Ri} N_{Rj} + \frac{1}{2} \lambda (\Phi^\dagger \eta)^2 + h.c. \quad (1)$$

The mass matrix M_N can be diagonalized by unitary matrix V satisfying

$$V^T M_N V = \hat{M}_N \equiv \text{diag}(M_{N_1}, M_{N_2}, M_{N_3}). \quad (2)$$

The neutrino mass is generated radiatively, as show in Fig. 1, and can be computed exactly, i.e.

$$(M_\nu)_{\alpha\beta} = \frac{1}{32\pi^2} \sum_k h_{\alpha i} V_{ik} h_{\beta j} V_{jk} M_{Nk} \left[\frac{m_R^2}{m_R^2 - M_{Nk}^2} \log\left(\frac{m_R^2}{M_{Nk}^2}\right) - \frac{m_I^2}{m_I^2 - M_{Nk}^2} \log\left(\frac{m_I^2}{M_{Nk}^2}\right) \right] \quad (3)$$

where $m_0^2 \equiv (m_R^2 + m_I^2)/2$. In the so-called radiative seesaw scenario, the usual assumption of $m_R^2, m_I^2 \ll M_{Nk}^2$ is adopted. Then the neutrino mass matrix in Eq.(3) simplifies as

$$(M_\nu)_{\alpha\beta} \simeq -\frac{\lambda v^2}{32\pi^2} \sum_k \frac{h_{\alpha i} V_{ik} h_{\beta j} V_{jk}}{M_k} \left[\log\left(\frac{M_k^2}{m_0^2}\right) - 1 \right] \quad (4)$$

where m_R and m_I are the masses of $\Re\eta^0/\sqrt{2}$ and $\Im\eta^0/\sqrt{2}$. In this paper, we focus on another interesting scenario given in Ref.[2]. i.e $m_R^2, m_I^2 \gg M_{Nk}^2$. In this case, the expression of neutrino mass matrix is given by

$$\begin{aligned} (M_\nu)_{\alpha\beta} &\simeq -\frac{1}{32\pi^2} \frac{\lambda v^2}{m_0^2} \sum_k h_{\alpha i} V_{ik} h_{\beta j} V_{jk} M_{Nk} \\ &= -\frac{1}{32\pi^2} \frac{\lambda v^2}{m_0^2} (h M_N h^T)_{\alpha\beta} \end{aligned} \quad (5)$$

Now we demonstrate how the one-zero-texture structures of M_ν arise from the charge assignments given by Table. I. Taking $U(1)_{B-3L_\tau}$ gauge symmetry as example, the Yukawa matrix h , charged lepton mass matrix M_l and the mass matrix of N_R are given by

$$h = \begin{pmatrix} h_{e1} & h_{e2} & 0 \\ h_{\mu 1} & h_{\mu 2} & 0 \\ 0 & 0 & h_{\tau 3} \end{pmatrix} \quad M_l = \frac{v}{\sqrt{2}} \begin{pmatrix} f_{ee} & f_{e\mu} & 0 \\ f_{\mu e} & f_{\mu\mu} & 0 \\ 0 & 0 & f_{\tau\tau} \end{pmatrix} \quad M_N = \begin{pmatrix} M_{11} & M_{12} & M_{13} \\ M_{12} & M_{22} & M_{23} \\ M_{13} & M_{23} & 0 \end{pmatrix} \quad (6)$$

Note that the $(1, 3)$ and $(2, 3)$ entries in M_N originate from the interactions of $y_{13} N_{R1} N_{R3} S$ and $y_{23} N_{R2} N_{R3} S$.

Given the results in Eq.(6) and using Eq.(5), M_ν can be written in the form

$$M_\nu = \begin{pmatrix} (M_\nu)_{11} & (M_\nu)_{12} & (M_\nu)_{13} \\ (M_\nu)_{12} & (M_\nu)_{22} & (M_\nu)_{23} \\ (M_\nu)_{13} & (M_\nu)_{23} & 0 \end{pmatrix}. \quad (7)$$

where

$$\begin{aligned}
(M_\nu)_{11} &= h_{e1}^2 M_{11} + 2h_{e1}h_{\mu1}M_{12} + h_{\mu1}^2 M_{22} \\
(M_\nu)_{12} &= h_{e1}h_{e2}M_{11} + (h_{e2}h_{\mu1} + h_{e1}h_{\mu2})M_{12} + h_{\mu1}h_{\mu2}M_{22} \\
(M_\nu)_{13} &= h_{\tau3}(h_{e1} + h_{\mu1})M_{13} \\
(M_\nu)_{22} &= h_{e2}^2 M_{11} + 2h_{e2}h_{\mu2}M_{12} + h_{\mu2}^2 M_{22} \\
(M_\nu)_{23} &= h_{\tau3}(h_{e2} + h_{\mu2})M_{23}
\end{aligned} \tag{8}$$

in the unit of $-\lambda v^2/32\pi^2 m_0^2$. The result given in Eq.(7) directly reflects the one-zero-texture structure of the Majorana neutrino mass matrix. To have a more clear relation, the tedious expressions in Eq.(7) would be further simplified with diagonal Yukawa matrix $h = \text{diag}(h_{e1}, h_{\mu2}, h_{\tau3})$, then

$$M_\nu = \begin{pmatrix} h_{e1}^2 M_{11} & h_{e1}h_{\mu2}M_{12} & h_{e1}h_{\tau3}M_{13} \\ h_{e1}h_{\mu2}M_{12} & h_{\mu2}^2 M_{22} & h_{\mu2}h_{\tau3}M_{23} \\ h_{e1}h_{\tau3}M_{13} & h_{\mu2}h_{\tau3}M_{23} & 0 \end{pmatrix}, \tag{9}$$

in the unit of $-\lambda v^2/32\pi^2 m_0^2$. The diagonal Yukawa matrix h can be obtained by imposing a discrete Z_3 symmetry. The corresponding Z_3 charges are $L_e, e_R, N_{R1}, S \sim \omega$, $L_\mu, \mu_R, N_{R2} \sim \omega^2$, and $L_\tau, \tau_R, N_{R3} \sim 0$ with $\omega = \exp(i2\pi/3)$. Therefore, the form of M_ν is proportional to M_N with an equal Yukawa structure $h_{e1} = h_{\mu2} = h_{\tau3}$.

The other two textures, predicted by $U(1)_{B-3L_e}$ and $U(1)_{B-3L_\mu}$ gauge symmetries, are produced in a similar approach. We list all of them in Table II. The M_l and M_ν are diagonalized by unitary matrix V_l and V_ν

$$M_l = V_l M_l^D V_l^\dagger \quad M_\nu = V_\nu M_\nu^D V_\nu^T \tag{10}$$

where $M_l^D \equiv \text{diag}(m_e, m_\mu, m_\tau)$ and $M_\nu^D \equiv \text{diag}(m_1, m_2, m_3)$. Then the Pontecorvo-Maki-Nakagawa-Sakata matrix U_{PMNS} [20] is given by

$$U_{\text{PMNS}} = V_l^\dagger V_\nu \tag{11}$$

and can be parametrized as

$$U_{\text{PMNS}} = \begin{pmatrix} c_{12}c_{13} & s_{12}c_{13} & s_{13}e^{-i\delta} \\ -s_{12}c_{23} - c_{12}s_{23}s_{13}e^{i\delta} & c_{12}c_{23} - s_{12}s_{23}s_{13}e^{i\delta} & s_{23}c_{13} \\ s_{12}s_{23} - c_{12}c_{23}s_{13}e^{i\delta} & -c_{12}s_{23} - s_{12}c_{23}s_{13}e^{i\delta} & c_{23}c_{13} \end{pmatrix} \times \text{diag}(e^{2i\rho}, e^{2i\sigma}, 1) \tag{12}$$

Then we have

$$V_\nu = V_l U_{\text{PMNS}} \tag{13}$$

Pattern	Group	Texture of M_l	Texture of M_ν
A	$U(1)_{B-3L_e}$	$\begin{pmatrix} \times & 0 & 0 \\ 0 & \times & \times \\ 0 & \times & \times \end{pmatrix}$	$\begin{pmatrix} 0 & \times & \times \\ \times & \times & \times \\ \times & \times & \times \end{pmatrix}$
B	$U(1)_{B-3L_\mu}$	$\begin{pmatrix} \times & 0 & \times \\ 0 & \times & 0 \\ \times & 0 & \times \end{pmatrix}$	$\begin{pmatrix} \times & \times & \times \\ \times & 0 & \times \\ \times & \times & \times \end{pmatrix}$
C	$U(1)_{B-3L_\tau}$	$\begin{pmatrix} \times & \times & 0 \\ \times & \times & 0 \\ 0 & 0 & \times \end{pmatrix}$	$\begin{pmatrix} \times & \times & \times \\ \times & \times & \times \\ \times & \times & 0 \end{pmatrix}$

TABLE II. Possible mass textures of charged leptons (M_l) and neutrinos (M_ν), where \times denotes a non-zero entry.

In terms of the zero-texture condition $(M_\nu)_{\alpha\beta} = 0$, we obtain the constraint condition equation

$$\sum_{i=1,2,3} (V_\nu)_{\alpha i} (V_\nu)_{\beta i} m_i = 0. \quad (14)$$

From Table. II, one can see that the charged lepton matrix M_l is nondiagonal. However, the degrees of freedom in V_l do not change neutrino parameter space determined by one-zero texture in M_ν . To see this, let's take $B - 3L_\tau$ case as an example, which, from Eq.(14), satisfies the condition:

$$(V_\nu)_{\tau 1} (V_\nu)_{\tau 1} m_1 + (V_\nu)_{\tau 2} (V_\nu)_{\tau 2} m_2 + (V_\nu)_{\tau 3} (V_\nu)_{\tau 3} m_3 = 0 \quad (15)$$

Because of the $B - 3L_\tau$ symmetry, the charged lepton of τ do not mix with the ones of e and μ , leading to

$$(V_\nu)_{\tau i} = (U_{PMNS})_{\tau i} \quad (16)$$

By simply replacing the $(V_\nu)_{\tau i}$ in Eq. (15) with $(U_{PMNS})_{\tau i}$, the neutrino parameter space is constrained uniquely by the one-zero texture of M_ν .

III. NEUTRINO MASS AND MIXINGS

The systematic numerical analysis of one-zero-texture structures was first presented in Ref. [21]. In this section, we update the predictions with latest global-fit results[22] of neutrino oscillation parameters at 3σ confidence level (CL):

normal mass hierarchy (NH):

$$\sin^2 \theta_{12}/10^{-1} \in [2.75, 3.50], \quad \sin^2 \theta_{23}/10^{-1} \in [4.28, 6.24], \quad \sin^2 \theta_{13}/10^{-2} \in [2.044, 2.437] \quad (17)$$

$$\delta m^2 \equiv m_2^2 - m_1^2 \in [6.79, 8.01] \times 10^{-5} eV^2, \quad \Delta m^2 \equiv |m_3^2 - m_1^2| \in [2.431, 2.622] \times 10^{-3} eV^2$$

inverted mass hierarchy (IH):

$$\sin^2 \theta_{12}/10^{-1} \in [2.75, 3.50], \quad \sin^2 \theta_{23}/10^{-1} \in [4.33, 6.23], \quad \sin^2 \theta_{13}/10^{-2} \in [2.607, 2.461] \quad (18)$$

$$\delta m^2 \equiv m_2^2 - m_1^2 \in [6.79, 8.01] \times 10^{-5} eV^2, \quad \Delta m^2 \equiv m_3^2 - m_2^2 \in [2.413, 2.606] \times 10^{-3} eV^2$$

Solving Eq. (14) and using Eq. (16), we obtain two ratios of neutrino mass eigenvalues

$$\kappa_{12} \equiv \frac{m_1}{m_2} = \frac{Re(U_{a3}U_{b3})Im(U_{a2}U_{b2}e^{2i\sigma}) - Re(U_{a2}U_{b2}e^{2i\sigma})Im(U_{a3}U_{b3})}{Re(U_{a1}U_{b1}e^{2i\rho})Im(U_{a3}U_{b3}) - Re(U_{a3}U_{b3})Im(U_{a1}U_{b1}e^{2i\rho})}$$

$$\kappa_{23} \equiv \frac{m_2}{m_3} = \frac{Re(U_{a1}U_{b1}e^{2i\rho})Im(U_{a3}U_{b3}) - Re(U_{a3}U_{b3})Im(U_{a1}U_{b1}e^{2i\rho})}{Re(U_{a2}U_{b2}e^{2i\sigma})Im(U_{a1}U_{b1}e^{2i\rho}) - Re(U_{a1}U_{b1}e^{2i\rho})Im(U_{a2}U_{b2}e^{2i\sigma})} \quad (19)$$

The results of Eq. (19) imply that the two mass ratios (κ_{12} and κ_{13}) are fully determined in terms of six neutrino mix parameters ($\theta_{12}, \theta_{23}, \theta_{13}, \delta, \rho, \sigma$). We further define the ratio of squared mass difference:

$$R_\nu \equiv \frac{\delta m^2}{|\Delta m^2|} \quad (20)$$

The three neutrino masses $m_{1,2,3}$ are obtained from Eq.(19):

$$m_2 = \sqrt{\frac{\delta m^2}{1 - \kappa_{12}^2}} \quad m_1 = \kappa_{12} m_2 \quad m_3 = \frac{m_2}{\kappa_{23}} \quad (21)$$

Then the R_ν defined in Eq.(20) can be rewritten in terms of κ_{12} and κ_{23}

$$R_\nu = \frac{\kappa_{23}^2(1 - \kappa_{12}^2)}{1 - \kappa_{12}^2 \kappa_{23}^2} \quad (22)$$

for normal mass hierarchy and

$$R_\nu = \frac{\kappa_{23}^2(1 - \kappa_{12}^2)}{\kappa_{23}^2 - 1} \quad (23)$$

for inverted mass hierarchy.

We now perform a numerical analysis for each texture structure in Table. II. A set of random number inputs is generated for the three mixing angles ($\theta_{12}, \theta_{23}, \theta_{13}$) in their 3σ range. Instead, we generate a random input of (δ, ρ, σ) in the range of $[0, 2\pi)$. From Eqs.(22) and (23), R_ν is fully determined by the neutrino parameters of ($\theta_{12}, \theta_{23}, \theta_{13}, \delta, \rho, \sigma$). We require the input scattering points acceptable only when R_ν falls inside the 3σ range $[\delta m_{min}^2/\Delta m_{max}^2, \delta m_{max}^2/\Delta m_{min}^2]$. From Eq.(21), the three absolute scale of neutrino masses $m_{1,2,3}$ are obtained. We should also consider the robust bound on the sum of three neutrino

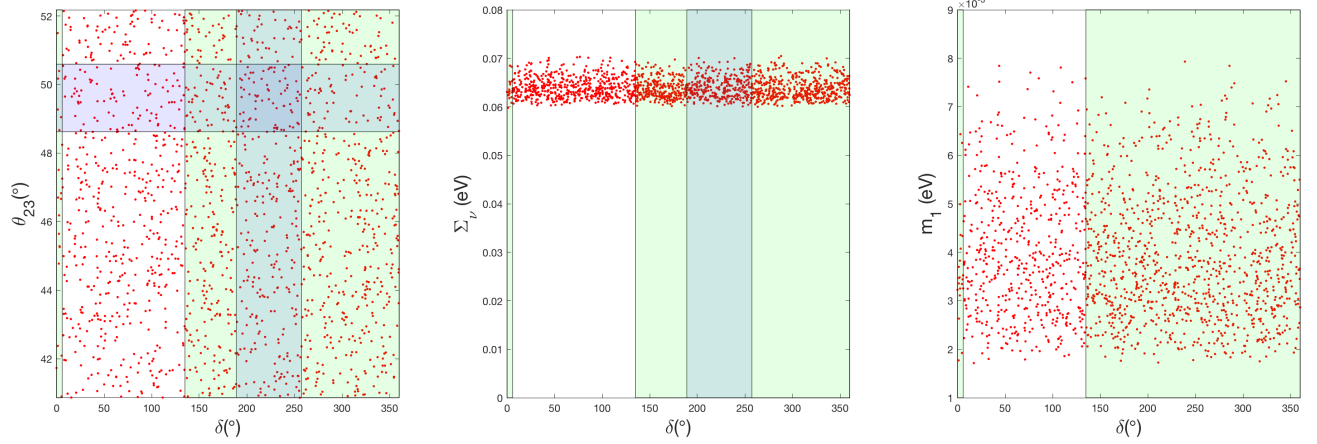


FIG. 2. Allowed samples of texture A in the case of normal mass hierarchy. The light green bands represent the 3σ uncertainty of δ . The light blue bands represent the 1σ uncertainty of δ or θ_{23} .

masses $\Sigma_\nu (\equiv \Sigma m_i) < 0.12$ eV set by Planck Collaboration at 95% CL[17]. However a latest analysis based on the physically motivated neutrino mass models yields a looser upper bound $\Sigma_\nu < 0.26$ eV. at 95% CL[23]. In the following analysis, we check the consistency with the both of the bounds. In addition to Σ_ν , we also calculate the effective Majorana neutrino mass

$$m_{ee} = |m_1 c_{12}^2 c_{13}^2 + m_2 s_{12}^2 c_{13}^2 e^{2i\rho} + m_3 s_{13}^2 e^{2i\sigma}| \quad (24)$$

which can be explored by neutrinoless double beta decay ($0\nu\beta\beta$) experiments. Among the current experiments in operation, the KamLAND-Zen Collaboration[24] has set the most stringent limit of $m_{ee} < (0.061 - 0.165)$ eV depending on the nuclear matrix element value of the ^{136}Xe decays, while next-generation experiments aim for an improved sensitivity of m_{ee} being up to 0.01 eV.

We present the allowed range of neutrino oscillation parameters for each viable pattern in Figs.2-6. The $U(1)_{B-3L_e}$ gauge symmetry leads to pattern A of one-zero texture structure (see Table. II). we find it phenomenologically allowed only for the case of normal mass hierarchy. Since $(M_\nu)_{ee} = 0$, the predicted effective Majorana neutrino mass m_{ee} is exactly zero for the $0\nu\beta\beta$ decay. Figure.2 shows no strong correlation between (δ, θ_{23}) and θ_{23} covers all 3σ allowed region. The mass spectrum admits a strong normal hierarchy with $\Sigma_\nu \simeq 0.06 - 0.07$ eV; meanwhile, a lower bound on the lowest neutrino mass $m_1 \geq 0.0015$ eV is achieved. The $B - 3L_\mu$ gauge symmetry leads to pattern B. It is found that both normal mass hierarchy and inverted mass hierarchy are allowed to satisfy the neutrino oscillation data, and corresponding scanning results are presented in Figs.3 and 4, respectively. In the case of normal mass hierarchy, the predicted value of θ_{23} is restricted to be less than $\pi/4$ which, though allowed at 3σ level, is disfavored at 1σ level. Besides, the value of Σ_ν turns out to be relative large, which is excluded by the Planck 2018

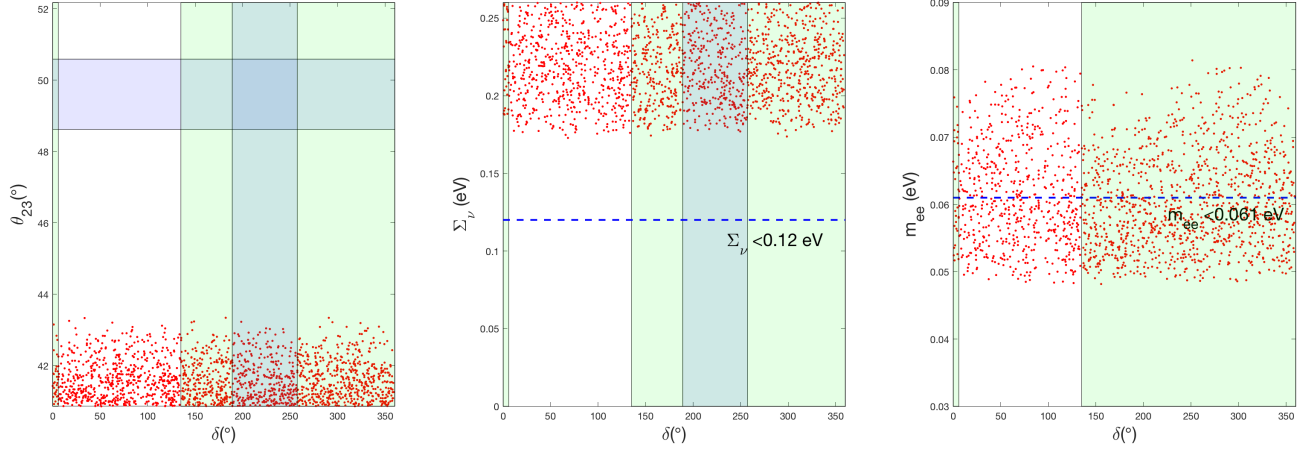


FIG. 3. Allowed samples of texture B in the case of normal mass hierarchy. The horizontal blue dashed line in the middle panel is the upper bound imposed by the Planck Collaboration: $\sum_\nu m_i < 0.12$ eV. The horizontal blue dashed line in the right panel is the upper limit of m_{ee} set by the KamLAND-Zen Collaboration.

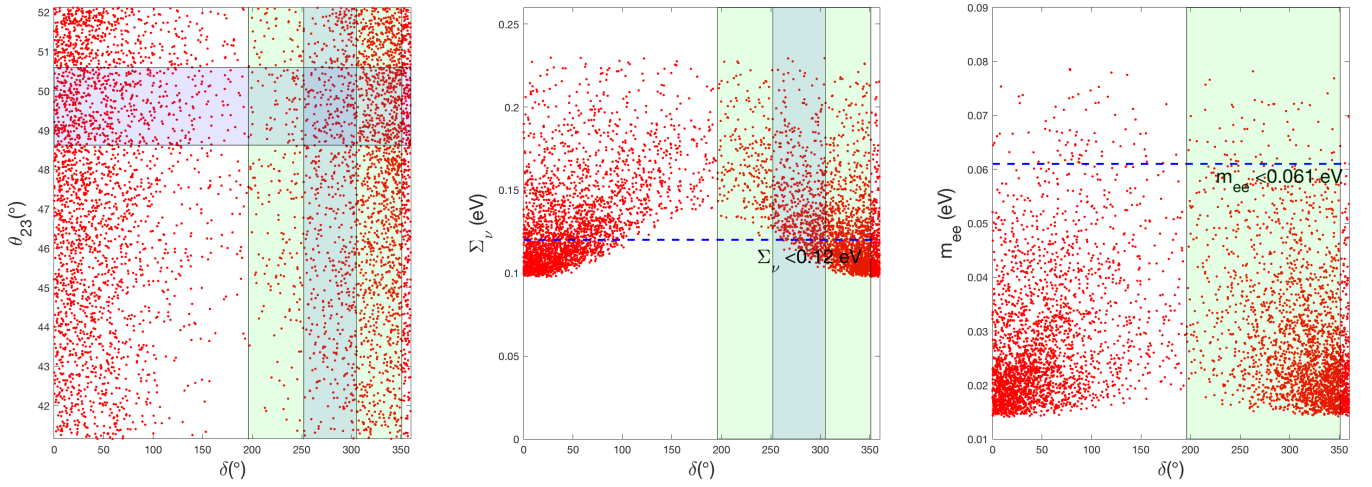


FIG. 4. Allowed samples of texture B in the case of inverted mass hierarchy.

limit. In the case of inverted mass hierarchy, one can observe from the left panel of Fig. 4 that the sample points of (δ, θ_{23}) fully cover the 3σ and 1σ allowed region. Furthermore, the interesting correlation of Σ_ν versus δ , shown in the middle panel of Fig. 4, indicates that the Planck bound $\Sigma_\nu < 0.12$ is satisfied only for $\delta \in [0^\circ, 110^\circ] \cup [250^\circ, 360^\circ]$, a range almost excluded at 1σ level. Both normal mass hierarchy and inverted mass hierarchy of pattern B predict the $m_{ee} = \mathcal{O}(0.01)$ eV, which is promising to be detected in the forthcoming experiments. The $B - 3L_\tau$ gauge symmetry leads to pattern C. In Fig.5 and 6, we present the allowed region of pattern C for normal mass hierarchy and inverted mass hierarchy respectively. Before

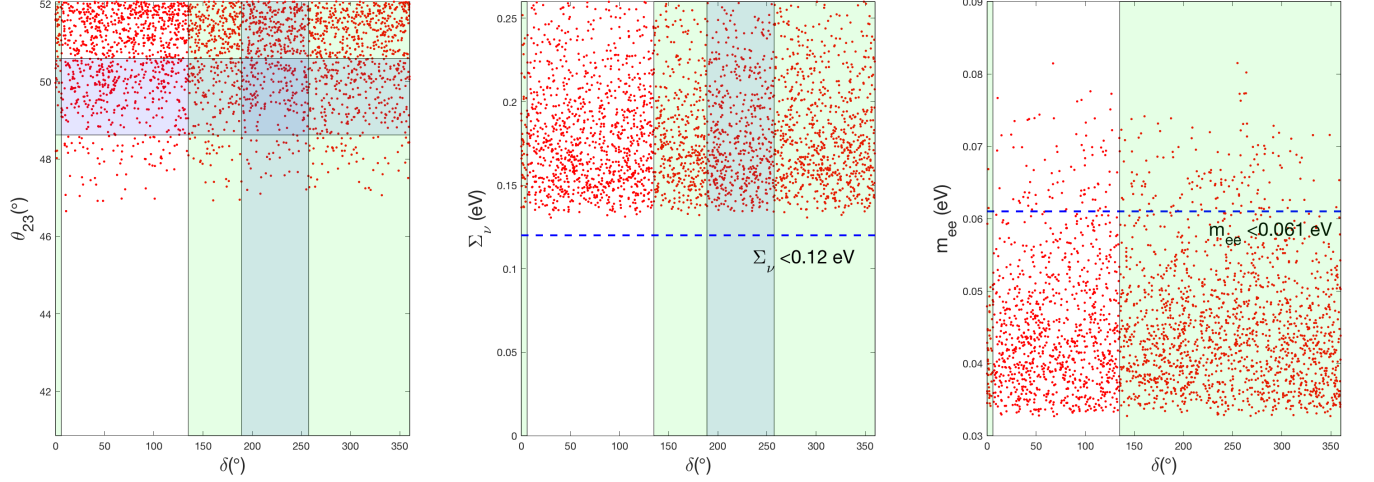


FIG. 5. Allowed samples of texture C in the case of normal mass hierarchy.

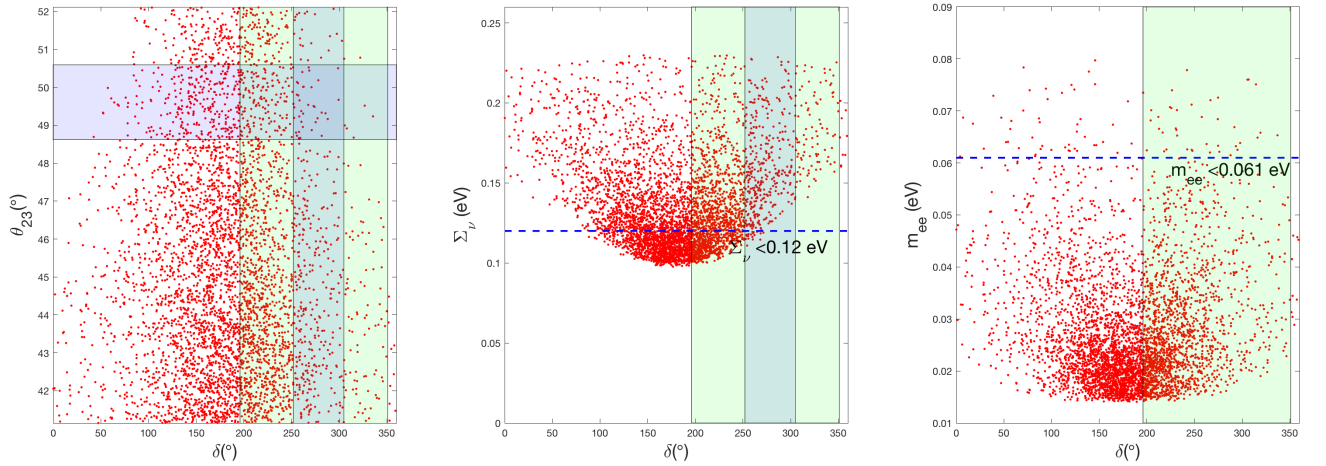


FIG. 6. Allowed samples of texture C in the case of inverted mass hierarchy.

proceeding, one notes that the $\mu - \tau$ permutation transformation can relate pattern B to pattern C by swapping the indices e and τ of the entries and the neutrino oscillation parameters between M_ν (pattern B) and \tilde{M}_ν (pattern C) are given by

$$\theta_{12} = \tilde{\theta}_{12} \quad \theta_{13} = \tilde{\theta}_{13} \quad \theta_{23} = \frac{\pi}{2} - \tilde{\theta}_{23} \quad \delta = \tilde{\delta} \pm \pi \quad (25)$$

In the case of normal mass hierarchy, due to the $\mu - \tau$ symmetry, we arrive at the θ_{23} mixing angle greater than $\pi/4$, which is located in the 1σ range. Meanwhile, we obtain a rather large value of Σ_ν (Fig. 5), as similar as pattern B, being disfavored by Planck 2018 results. We now discuss the pattern C with inverted mass hierarchy, which is particularly interesting for us. The left panel of Fig. 6 shows no obvious correlation

between δ and θ_{23} , while the correlation (δ, Σ_ν) shows a specific geometrical shape in the middle panel. In particular, part of the allowed region to satisfy the Planck 2018 bound $\Sigma_\nu < 0.12$ eV fully covers the 1σ range of Dirac-CP phase: $\delta \in [1.40\pi, 1.68\pi]$. Therefore, for the inverted mass hierarchy of pattern C, there exists allowed regions of neutrino parameters in which all the experimental constraints are satisfied. Finally, both normal mass hierarchy and inverted mass hierarchy of pattern C predict the m_{ee} with a lower bound greater than 0.01 eV, which will be explored by the next generation experiments.

IV. OTHER PHENOMENOLOGY

In this section, we take the $U(1)_{B-3L_\mu}$ extension of scotogenic model for some other specific phenomenology studies. The results for $U(1)_{B-3L_{e,\tau}}$ are similar except for the corresponding gauge boson Z' [25]. The $U(1)_{B-3L_\mu}$ is spontaneously broken by the S VEV $\langle S \rangle = v_S/\sqrt{2}$ at TeV scale, and generates the mass for the new gauge boson Z' ,

$$M_{Z'} = 3g'v_S, \quad (26)$$

where g' is the gauge coupling of $U(1)_{B-3L_\mu}$. The LEP bound requires $M_{Z'}/g' \gtrsim 7$ TeV [26]. In unitary gauge, the neutral component of Z_2 even scalars are parameterized as

$$\Phi^0 = \frac{v + \phi}{\sqrt{2}}, \quad S = \frac{v_S + S^0}{\sqrt{2}}. \quad (27)$$

The neutral scalars ϕ and S^0 are correlated with the mass eigenstates h and H via a rotation

$$\begin{pmatrix} h \\ H \end{pmatrix} = \begin{pmatrix} \cos \alpha & -\sin \alpha \\ \sin \alpha & \cos \alpha \end{pmatrix} \begin{pmatrix} \phi \\ S^0 \end{pmatrix}, \quad (28)$$

where the mixing angle α can be treated as a free parameter. To satisfy various theoretical and experimental constraints, $\sin \alpha \lesssim 0.2$ should be satisfied [27].

A. Lepton Flavor Violation

It is well known that the Yukawa interaction $\bar{L}\eta^c N_R$ could induce lepton flavor violation process [28]. Systematic studies on all LFV processes in scotogenic models have already been performed in Ref. [29]. Currently, MEG experiment has set the most stringent constraint on $\mu \rightarrow e\gamma$, which requires $\text{BR}(\mu \rightarrow e\gamma) < 4.2 \times 10^{-13}$ at 90% CL [30]. The future upgrade of MEG could push the limit down to about 6×10^{-14} [31]. Meanwhile, the limits on LFV τ decays are much loose, i.e., $\text{BR}(\tau \rightarrow \mu\gamma) < 4.4 \times 10^{-8}$ and $\text{BR}(\tau \rightarrow e\gamma) < 3.3 \times 10^{-8}$ [32]. Hence, large Yukawa coupling in the τ sector is viable if one

imposes hierarchical Yukawa structure as $|h_{ei}| \lesssim |h_{\mu i}| \lesssim |h_{\tau i}|$ [33]. On the other hand, if one consider universal Yukawa structure, then it is clearly expected that the tightest constraint comes from $\mu \rightarrow e\gamma$. The corresponding branching ratio is calculated as [29]

$$\text{BR}(\ell_\alpha \rightarrow \ell_\beta \gamma) = \frac{3(4\pi^3)\alpha_{\text{em}}}{4G_F^2} |A_D|^2 \text{BR}(\ell_\alpha \rightarrow \ell_\beta \nu_\alpha \bar{\nu}_\beta), \quad (29)$$

with the dipole form factor

$$A_D = \sum_{i=1}^3 \frac{h'_{\beta i} h'^*_{\alpha i}}{2(4\pi)^2 M_{\eta^+}^2} F_2 \left(\frac{M_{N_i}^2}{M_{\eta^+}^2} \right), \quad (30)$$

where $h' = hV_N$ is the Yukawa coupling in the mass eigenstates, and the loop function $F_2(x)$ is given by

$$F_2(x) = \frac{1 - 6x + 3x^2 + 2x^3 - 6x^2 \log x}{6(1-x)^4}. \quad (31)$$

The three-body decay $\ell_\alpha \rightarrow \ell_\beta \bar{\ell}_\beta \ell_\beta$ is another kind of LFV process. The current limit on $\text{BR}(\mu \rightarrow 3e)$ is 1.0×10^{-12} [34] and is expected to reach 10^{-16} in the future [35]. The limits on $\text{BR}(\tau \rightarrow 3e)$ and $\text{BR}(\tau \rightarrow 3\mu)$ are 2.7×10^{-8} and 2.1×10^{-8} [36]. Considering the simplified scenario with small Yukawa coupling, e.g. $h' \lesssim 0.01$, then the three-body decay $\ell_\alpha \rightarrow \ell_\beta \bar{\ell}_\beta \ell_\beta$ is dominant by the γ -penguins. The branching ratio is given by

$$\begin{aligned} \text{BR}(\ell_\alpha \rightarrow \ell_\beta \bar{\ell}_\beta \ell_\beta) = \frac{3(4\pi)^2 \alpha_{\text{em}}^2}{8G_F^2} & \left[|A_{ND}|^2 + |A_D|^2 \left(\frac{16}{3} \log \left(\frac{m_\alpha}{m_\beta} \right) - \frac{22}{3} \right) \right. \\ & \left. - (2A_{ND} A_D^* + \text{h.c.}) \right] \times \text{BR}(\ell_\alpha \rightarrow \ell_\beta \nu_\alpha \bar{\nu}_\beta), \end{aligned} \quad (32)$$

with the non-dipole form factor

$$A_{ND} = \sum_{i=1}^3 \frac{h'_{\beta i} h'^*_{\alpha i}}{6(4\pi)^2 M_{\eta^+}^2} G_2 \left(\frac{M_{N_i}^2}{M_{\eta^+}^2} \right), \quad (33)$$

and the loop function $G_2(x)$

$$G_2(x) = \frac{2 - 9x + 18x^2 - 11x^3 + 6x^3 \log x}{6(1-x)^4}. \quad (34)$$

Note when the photonic dipole contribution dominates, a simple relation is derived [37]

$$\text{BR}(\ell_\alpha \rightarrow \ell_\beta \bar{\ell}_\beta \ell_\beta) \simeq \frac{\alpha_{\text{em}}}{3\pi} \left(\log \left(\frac{m_\alpha^2}{m_\beta^2} \right) - \frac{11}{4} \right) \times \text{BR}(\ell_\alpha \rightarrow \ell_\beta \gamma). \quad (35)$$

Therefore comparing with $\ell_\alpha \rightarrow \ell_\beta \gamma$, $\ell_\alpha \rightarrow \ell_\beta \bar{\ell}_\beta \ell_\beta$ is suppressed. Due to quite loose limits on three body τ decays, we will focus on $\mu \rightarrow 3e$ in following.

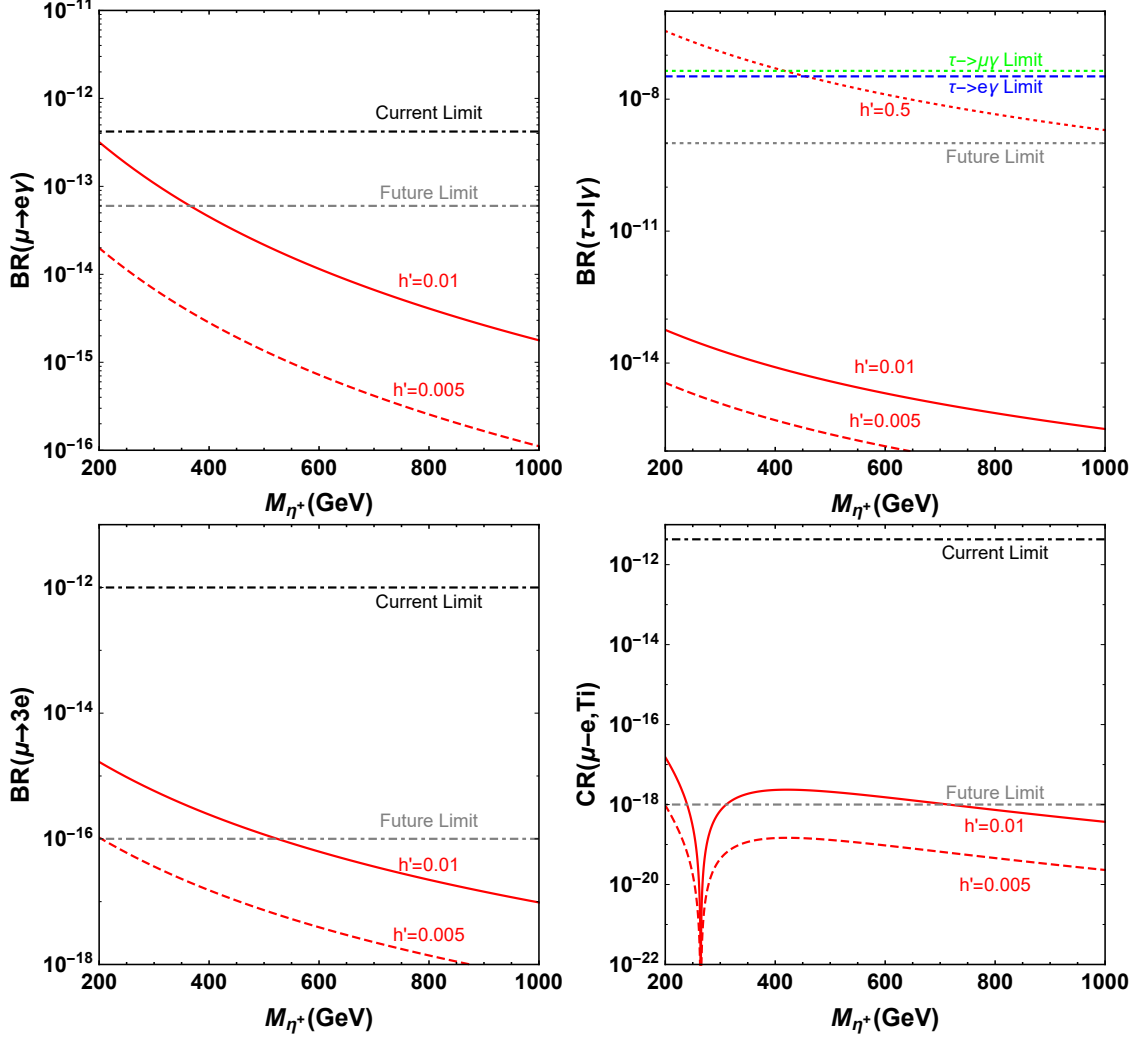


FIG. 7. Predicted results for various LFV processes as a function of M_{η^+} . Here, we assume $h'_{\alpha i} = h'$ and $M_{N_1} \simeq M_{N_{2,3}} = 200$ GeV for illustration.

Meanwhile, the planned $\mu - e$ conversion in nuclei experiments will push current limits on the conversion rates, e.g., $\text{CR}(\mu - e, \text{Ti}) < 4.3 \times 10^{-12}$ [38] down to about 10^{-18} [39]. The converting rate is then expressed as [40]

$$\text{CR}(\mu - e, \text{Ti}) = 2G_F^2 |A_R D + \tilde{g}_{LV}^p V^p|^2, \quad (36)$$

with

$$A_R = -\frac{\sqrt{2}}{8G_F} e A_D, \quad \tilde{g}_{LV}^p = \frac{\sqrt{2}}{G_F} e^2 A_{ND}, \quad (37)$$

and $D = 0.0864 M_\mu^{5/2}$, $V^p = 0.0396 M_\mu^{5/2}$. Due to relative opposite sign between above A_R and \tilde{g}_{LV}^p terms, the cancellation effect is expected.

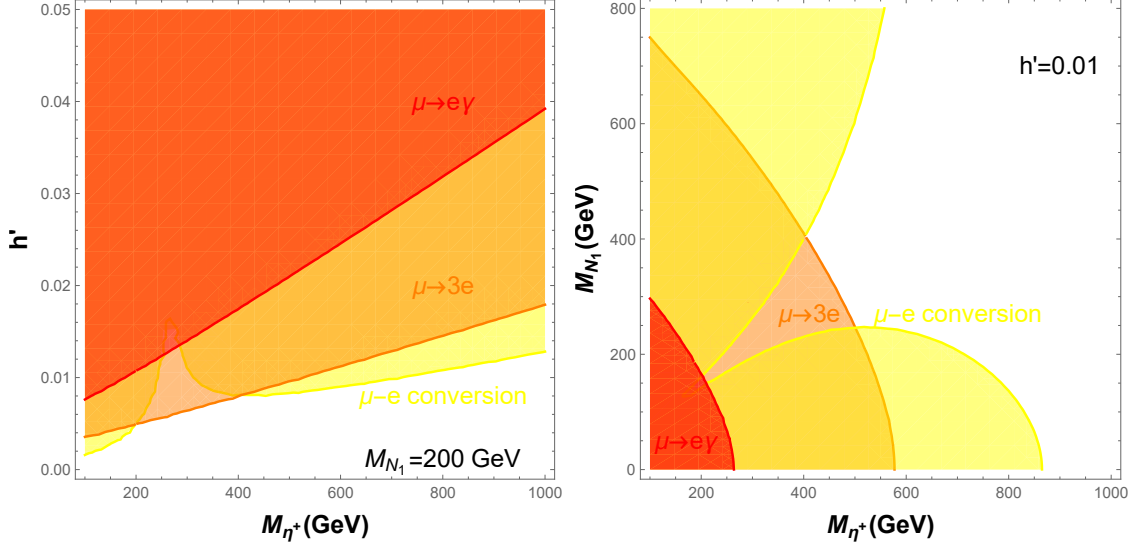


FIG. 8. Current and future prospect excluded region of various LFV processes in the $h' - M_{\eta^+}$ plane (left) and in the $M_{N_1} - M_{\eta^+}$ plane (right).

The predicted results for LFV are shown in Fig. 7. For electroweak scale N_i and η^+ , an universal Yukawa coupling $h' = 0.01$ can escape current limit but is within future limit. Specifically speaking, the $\mu \rightarrow e\gamma$ process could probe $M_{\eta^+} \lesssim 360$ GeV with $M_N = 200$ GeV. Although the $\mu \rightarrow 3e$ process is suppressed, the great improvement of future experiment will set a more tight bound than $\mu \rightarrow e\gamma$, i.e., excluding $M_{\eta^+} \lesssim 520$ GeV. The cancellation effect for $\mu - e$ conversion is obvious around $M_{\eta^+} \sim 260$ GeV. Together with other LFV process, $\mu - e$ conversion could exclude $M_{\eta^+} \lesssim 700$ GeV. As for the $\tau \rightarrow e\gamma/\mu\gamma$, the Yukawa coupling as large of $h' = 0.5$ is still allowed, but is within future reach. It is also clear that $h' = 0.005$ is beyond all future experimental reaches.

The derived current and future excluded region of various LFV processes are shown in Fig. 8, where we have assumed $h_{\alpha i} = h'$ for illustration. The limits from $\mu \rightarrow e\gamma$ and $\mu \rightarrow 3e$ become less strict when M_{η^+} is larger. For instance, current $\mu \rightarrow e\gamma$ sets the limit $h' \lesssim 0.01$ when $M_{\eta^+} \sim 200$ GeV and $h' \lesssim 0.04$ when $M_{\eta^+} \sim 1000$ GeV, and $\mu \rightarrow 3e$ will improve the limit by a factor of about two. As for $\mu - e$ conversion, large cancellation happens when $M_N \lesssim M_{\eta^+}$, and its limit is more stringent than $\mu \rightarrow 3e$ when $M_{\eta^+} < 200$ GeV or $M_{\eta^+} > 400$ GeV. Then if we fix $h' = 0.01$, $\mu \rightarrow e\gamma$ could exclude the region $M_{N_1} \lesssim 300$ GeV and $M_{\eta^+} \lesssim 250$ GeV. For EW-scale N_1 , $\mu \rightarrow 3e$ ($\mu - e$ conversion) will probe $M_{\eta^+} \lesssim 500(700)$ GeV.

B. Dark Matter

The dark matter candidate in this model is N_1 under our consideration. As for annihilation of N_1 DM, there are three kinds of interactions

η -portal: The same Yukawa interaction $h'_{\alpha i} \bar{L}_\alpha \eta^c N_i$ inducing LFV is also involved in N_1 annihilation. Due to tight constraints on h' from LFV, $N_1 N_1$ pair annihilation is suppressed for small value of h' , which leads to an excess of observed relic density. For instance, if we set $h'_{\alpha i} = 0.01$, then the η -portal annihilation cross section

$$\langle \sigma v \rangle \simeq \sum_{\alpha\beta} \frac{|h'_{\alpha 1} h'_{\beta 1}^*|^2 r_1^2 (1 - 2r_1 + 2r_1^2)}{24\pi M_{N_1}} \langle v^2 \rangle \sim 6 \times 10^{-33} \text{cm}^3 \text{s}^{-1}, \quad (38)$$

where $r_1 = M_{N_1}^2 / (M_\eta^2 + M_{N_1}^2)$. Therefore, the contribution of η -portal annihilation is less than 10^{-7} in our consideration. One pathway to overcome this confliction is considering hierarchal Yukawa structure or co-annihilation mechanism [33, 41]. Besides, it is also possible to employ the freeze-in production of N_1 , which requires tiny Yukawa coupling $h'_{\alpha 1} \sim 10^{-10}$ [42].

H -portal: The Higgs portal interactions $N_1 N_1 H(h)$ can mediate s -channel $N_1 N_1$ annihilation [43, 44]. Correct relic density can be easily obtained when $M_{N_1} \sim M_H/2$ for EW scale M_H [45]. And the LFV constraints are escaped by assuming small $h' \lesssim 0.01$. At the meantime, the Higgs portal interactions also induce spin-independent DM-nucleon scattering, which might be probed by DM direct detection experiments.

Z' -portal: Although only N_{R3} is charged under the $U(1)_{B-3L_\mu}$, mixings of singlet fermions N_R also induce an effective coupling of $N_1 \gamma^\mu \gamma_5 N_1 Z'_\mu$. The Z' -portal interaction can also mediate $N_1 N_1$ annihilation [46, 47]. Meanwhile, direct LHC search for the dilepton signature $pp \rightarrow Z' \rightarrow \ell^+ \ell^-$ requires that Z' should be best above TeV scale [48, 49]. Due to the Majorana nature of N_1 , the DM-nucleon scattering cross section mediated by Z' is suppressed by $v_{\text{rel}}^2 \sim 10^{-6}$ [50].

In this paper, we consider the scalar singlet H at EW scale and Z' at TeV scale. Hence, the contributions to DM relic density from Z' -portal are suppressed by the heavy Z' mass. The `micrOMEGAs` package [51] is employed for the calculation of DM relic density and DM-nucleon scattering cross section. The numerical results for relic density are depicted in Fig. 9. It is clear that the SM Higgs-portal can not lead to correct relic density for both $\sin \alpha = 0.1$ and $\sin \alpha = 0.02$. While resonance condition $M_{N_1} \sim M_H/2$ is always required to generate correct relic density for H -portal.

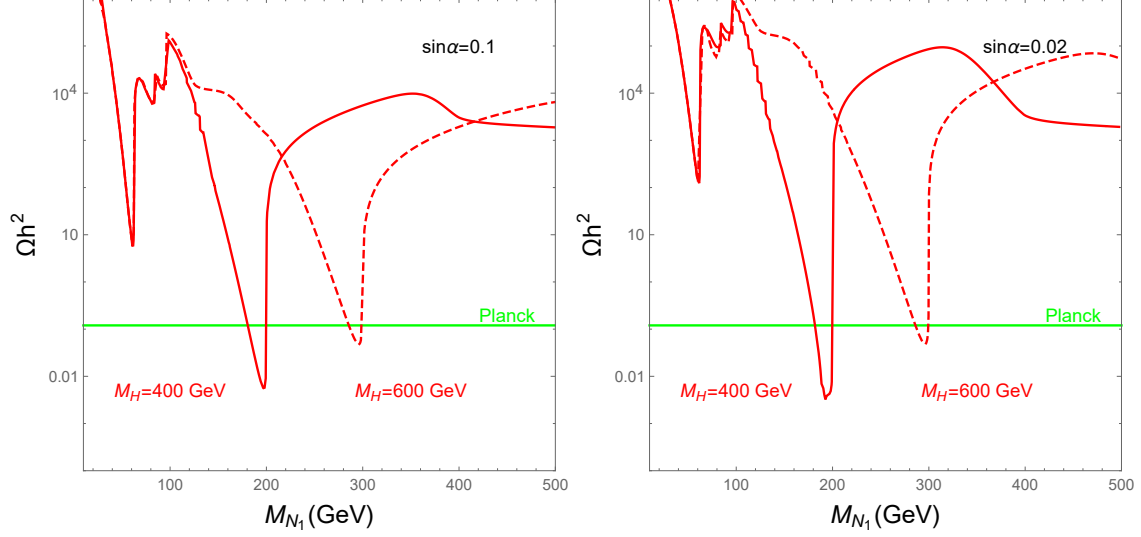


FIG. 9. Dark matter relic density as a function of M_{N_1} for $\sin \alpha = 0.1$ (left) and $\sin \alpha = 0.02$ (right). The green line denotes Planck result $\Omega h^2 = 0.120 \pm 0.001$ [17].

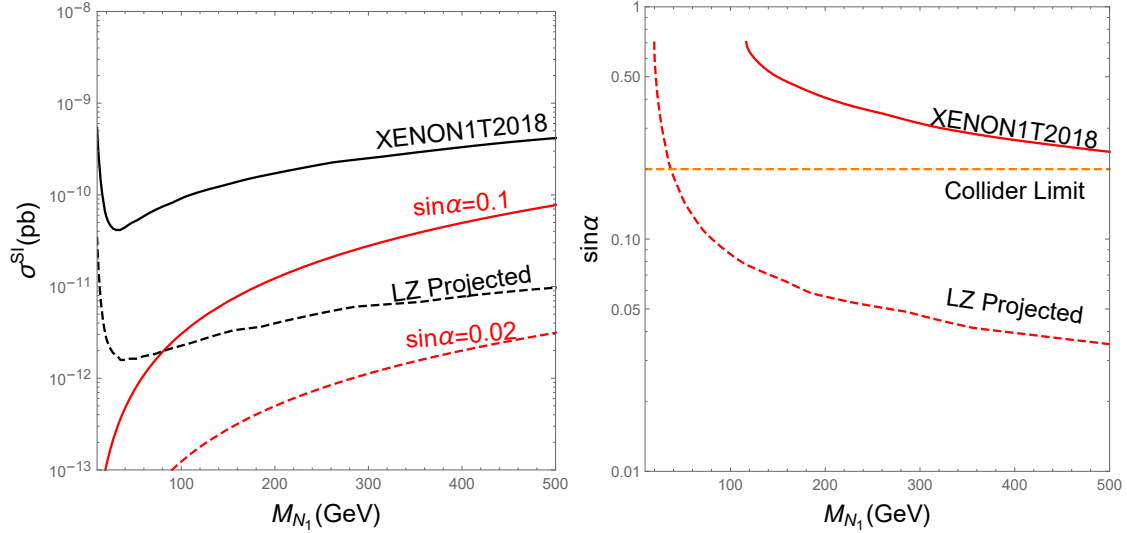


FIG. 10. Left: Spin-independent cross section as a function of M_{N_1} . The black solid and dashed line correspond to current XENON1T [52] and future LZ [53] limits, respectively. Right: Exclusion limits of XENON1T and LZ in the $M_{N_1} - \sin \alpha$ plane.

The spin-independent DM-nucleon scattering cross section is calculated as

$$\sigma^{\text{SI}} = \frac{4}{\pi} \left(\frac{M_p M_{N_1}}{M_p + M_{N_1}} \right)^2 f_p^2, \quad (39)$$

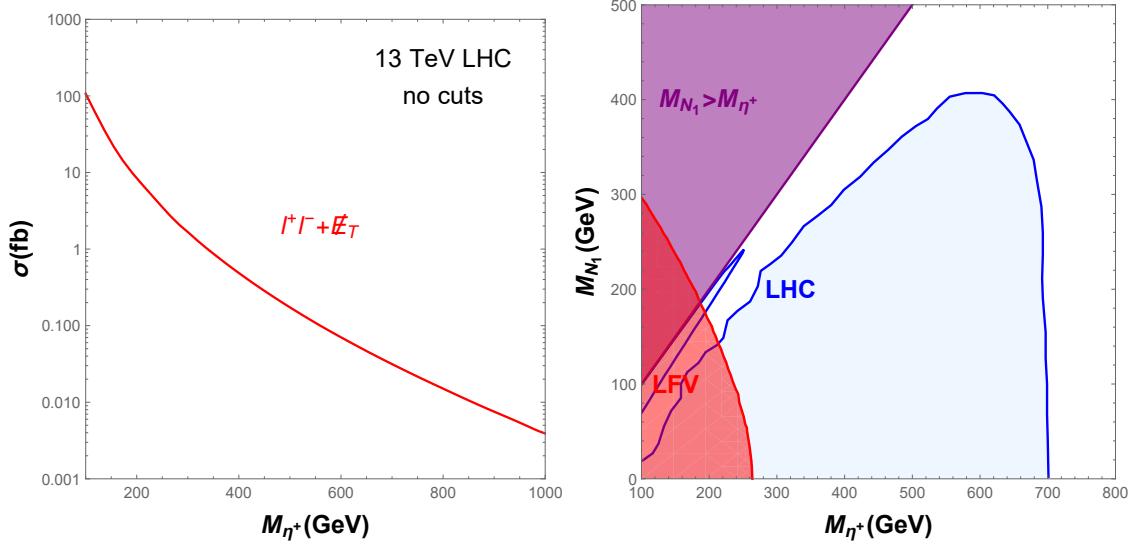


FIG. 11. Left: Theoretical cross section of $pp \rightarrow \eta^+ \eta^- \rightarrow \ell^+ \ell^- + \cancel{E}_T$ signature at 13 TeV LHC. Right: Excluded region in the M_{N_1} - M_η plane by LHC direct search. The current LFV exclusion region is obtained by assuming $h' = 0.01$.

where M_p is the proton mass and the hadronic matrix element f_p is

$$\frac{f_p}{M_p} = \sum_{q=u,d,s} f_{Tq}^p \frac{\alpha_q}{M_q} + \frac{2}{27} \left(1 - \sum_{q=u,d,s} f_{Tq}^p \right) \sum_{q=c,b,t} \frac{\alpha_q}{M_q}. \quad (40)$$

with the effective vertex

$$\frac{\alpha_q}{M_q} = -\frac{y_{N_1}}{\sqrt{2}v} \sin 2\alpha \left(\frac{1}{M_h^2} - \frac{1}{M_{H_1}^2} \right). \quad (41)$$

The parameters f_{Tq}^p can be found in Ref. [54]. Fig. 10 shows the results for DM-nucleon scattering. It is clear that the choice of $\sin \alpha = 0.1$ is enough to escape current XENON1T limit, but most range is in the reach of LZ. Since σ^{SI} is sensitive to $\sin \alpha$, we further derive the corresponding experimental limits. We find current XENON1T limit on $\sin \alpha$ is actually less stringent than collider limit in Ref. [27]. Meanwhile, if no signal is observed at LZ, then $\sin \alpha \lesssim 0.05$ should be satisfied.

C. Collider Signature

With all new particles around TeV scale, various promising signatures can be probe by LHC [19]. For simplicity, we consider a degenerate mass spectrum of the inert Higgs doublet η , i.e., $M_{\eta^\pm} = M_{\eta_R} = M_{\eta_I}$. One promising signature is originated from the pair production of η^\pm at LHC, i.e., $pp \rightarrow \eta^+ \eta^- \rightarrow$

$q\bar{q}$	e^+e^-	$\mu^+\mu^-$	$\tau^+\tau^-$	$\nu\nu$	NN	HH
0.090	0	0.405	0	0.202	0.202	0.101

TABLE III. Decay branching ratio of $U(1)_{B-3L_\mu}$ gauge boson Z' , where we have show the lepton flavor individually.

$\ell^+ N_1 + \ell^- N_1$. Since N_1 is the DM candidate, this signature is just $\ell^+ \ell^- + \cancel{E}_T$ ¹. In the left panel of Fig. 11, theoretical production cross section at 13 TeV is shown, which is calculated by the help of MadGraph5_aMC@NLO [55]. Meanwhile, exclusion region by LHC direct searches are shown in the right panel [56–58]. Two viable regions are now allowed by direct search. One is the heavy scalar region $M_\eta > 700$ GeV and the other is the degenerate region $150 \text{ GeV} \lesssim M_{N_1} \lesssim M_\eta < 700 \text{ GeV}$. Together with the parameter space in Fig. 8, we find that the heavy scalar region might be probe by both LHC and $\mu - e$ conversion when $M_{N_1} \lesssim 200$ GeV. For $M_{N_1} \gtrsim 200$ GeV or $M_{\eta^+} \gtrsim 800$ GeV, only LHC has the ability to probe. Meanwhile future upgrade $\mu \rightarrow 3e$ and LHC searches with compressed mass spectra are both hopeful to probe the degenerate region. Note that the LFV exclusion limits depend on the choice of Yukawa coupling h' , i.e., $h' = 0.01$, but the LHC searches do not.

Another promising signature is the dilepton signature from $pp \rightarrow Z' \rightarrow \ell^+ \ell^-$. Neglecting final states mass, the corresponding partial decay widths are given by

$$\Gamma(Z' \rightarrow f\bar{f}) = \frac{M_{Z'}}{24\pi} g'^2 N_C^f (Q_{fL}^2 + Q_{fR}^2), \quad (42)$$

$$\Gamma(Z' \rightarrow SS^*) = \frac{M_{Z'}}{48\pi} g'^2 Q_S^2, \quad (43)$$

where N_C^f is the number of colours of the fermion f , i.e., $N_C^{l,\nu} = 1$, $N_C^q = 3$, and Q_X is the $U(1)_{B-3L_\mu}$ charge of particle X . The branching ratio of Z' are presented in Tab. III, which is clear that the dominant decay channel is $Z' \rightarrow \mu^+ \mu^-$. The $B - 3L_\mu$ nature of Z' can be confirmed by determining the branching ratios as

$$\text{BR}(Z' \rightarrow b\bar{b}) : \text{BR}(Z' \rightarrow e^+ e^-) : \text{BR}(Z' \rightarrow \mu^+ \mu^-) : \text{BR}(Z' \rightarrow \tau^+ \tau^-) = \frac{1}{3} : 0 : 9 : 0. \quad (44)$$

Such intrinsic property is useful to distinguish the $U(1)_{B-3L_\mu}$ gauge boson from other kinds of gauge bosons [59, 60].

ATLAS [61, 62] and CMS [63, 64] have already perform searches for the Z' by the dilepton signature. Since $Z' \rightarrow \mu^+ \mu^-$ is the only dilepton final states, the CMS limit on $\mu^+ \mu^-$ is more suitable for this model. The limit is on the ratio

$$R_\sigma = \frac{\sigma(pp \rightarrow Z' + X \rightarrow \mu^+ \mu^- + X)}{\sigma(pp \rightarrow Z + X \rightarrow \mu^+ \mu^- + X)}. \quad (45)$$

¹ The LHC limits are obtained with $\ell = e, \mu$, while there would be τ leptons in our scenario. Here, we directly take such limits as a conservative estimation, because for non-universal Yukawa structure, the τ final states can be suppressed under certain circumstance.

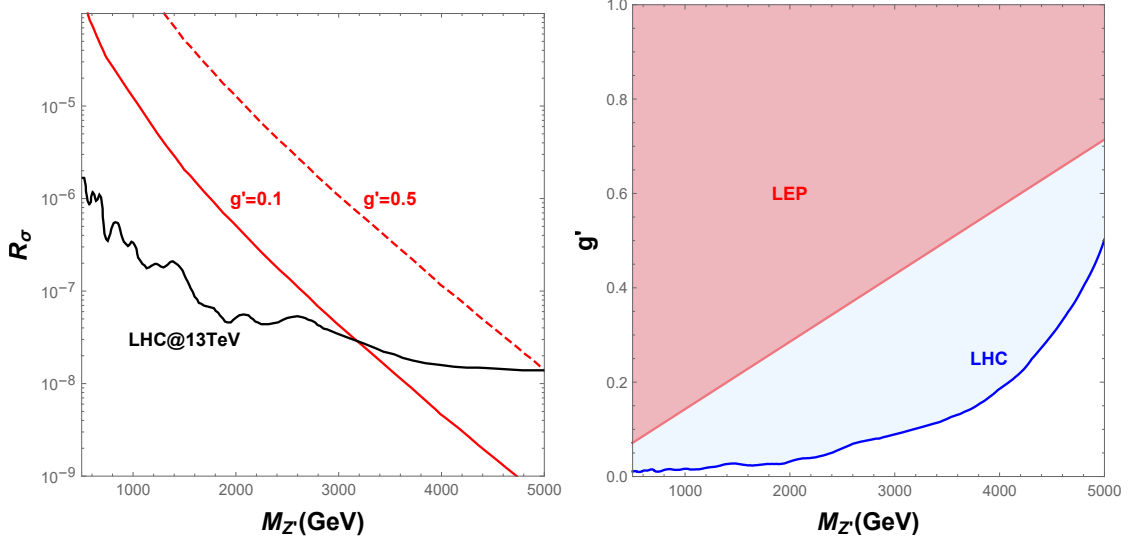


FIG. 12. Left: Predicted cross section ratios in $U(1)_{B-3L_\mu}$ and corresponding limit from LHC. Right: Allowed parameter space in the g' - $M_{Z'}$ plane.

Theoretical value and experimental limits are shown in left panel of Fig. 12, which indicates that $M_{Z'} \gtrsim 3.0(4.4)$ TeV should be satisfied for $g' = 0.1(0.5)$. Exclusion region in the g' - $M_{Z'}$ plane is shown in the right panel of Fig. 12. The LEP limit is now weaker than LHC limit for $M_{Z'} \lesssim 5$ TeV.

D. Combined Analysis

Based on the discussion of previous benchmark scenario, we now perform a scan to search for combined allowed parameter space by neutrino data, lepton flavor violation, dark matter, and collider signature. For simplicity, we consider the simplified scenario discussed in Eq. (9) further with the assumption $h_{\alpha i} = h'$. In this way, M_ν and M_N have exactly the same structure, and are related by $M_\nu = -\frac{\lambda v^2 h'^2}{32\pi M_\eta^2} M_N$. Using neutrino oscillation data, one can obtain M_ν , and then M_N directly. Note for scenario $B-3L_\mu$, only the IH is allowed. Besides IH neutrino oscillation data discussed in Sec. III, we scan the other relevant parameters in the following region

$$\begin{aligned} h' &\in [10^{-3}, 10^{-1}], \lambda \in [10^{-11}, 10^{-1}], M_\eta \in [M_{N_1}, 1000] \text{ GeV}, \\ \sin \alpha &\in [0.01, 0.2], M_H \in [20, 1000] \text{ GeV}, v_S \in [5, 10] \text{ TeV}. \end{aligned} \quad (46)$$

During the scan, we require that the IH neutrino oscillation parameters interpret texture B, $m_{ee} < 0.061$ eV, and dark matter relic density satisfies $\Omega h^2 \in [0.117, 0.123]$. Then we apply current limits from \sum_ν , LFV, and LHC sequentially. From Fig. 10, it is clear that $\sin \alpha < 0.2$ satisfy current direct detection limit,

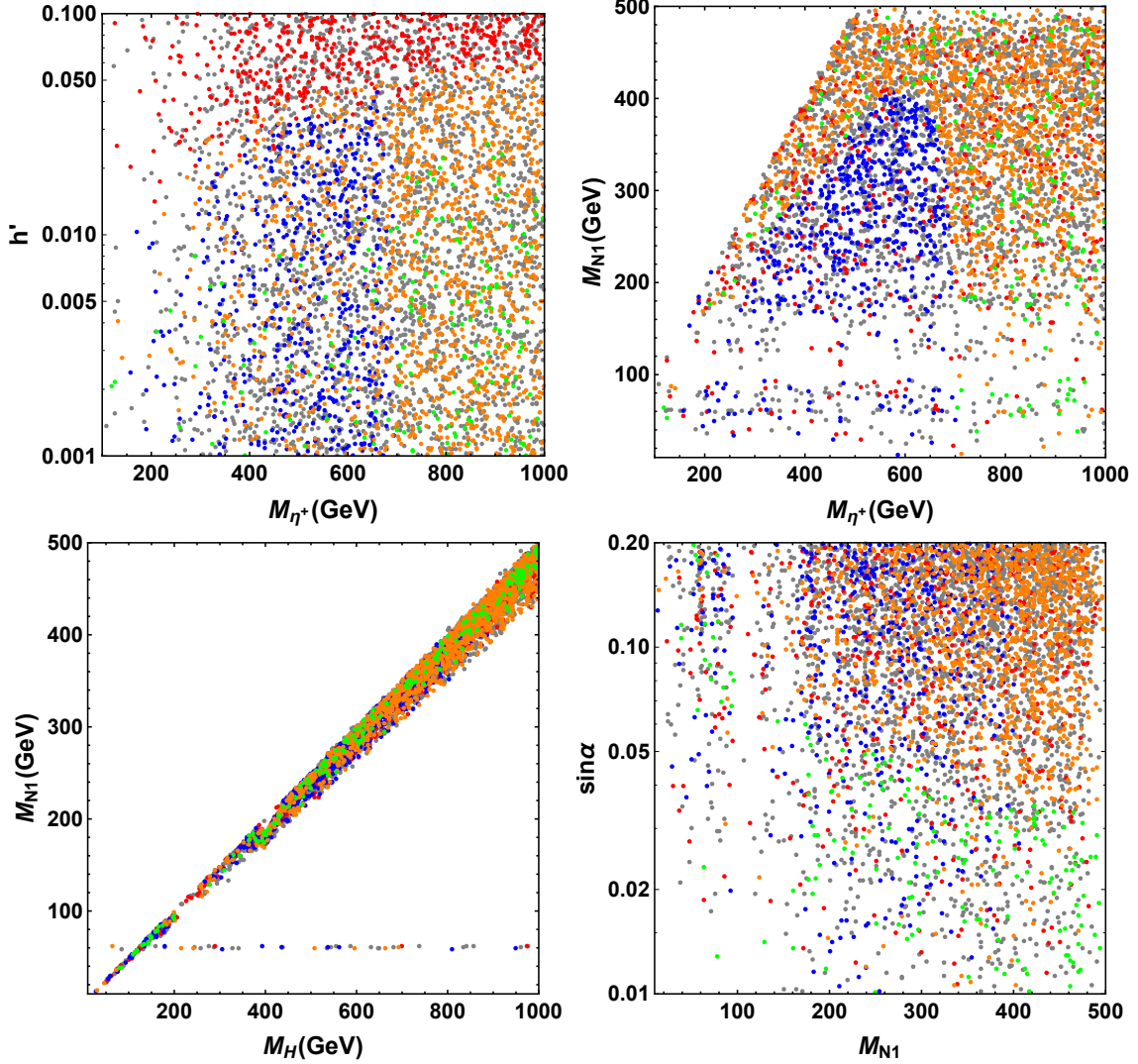


FIG. 13. Scanning results for allowed parameter sets. The gray points are excluded by $\sum \nu > 0.12$ eV. The red points are excluded by LFV. The blue points are excluded by LHC. The orange points are within future reach of LFV and LZ. The green points are beyond future sensitivity.

so we do not apply current XENON1T limit. At last, we apply the future limits from LFV and LZ. The corresponding excluded and survived points are shown in Fig. 13. Although the $\sum \nu < 0.12$ eV limits is stringent, only the Dirac phase shown in Fig. 4 has specific favored region, i.e., $\delta \lesssim 100^\circ$ or $\delta \gtrsim 250^\circ$. LFV processes are sensitive to Yukawa coupling h' , i.e., $h' \lesssim 0.05$ at present for $M_{\eta^+} < 1$ TeV. With such small Yukawa coupling, the DM N_1 dominantly annihilate via the scalar singlet H to SM final states. Thus, it requires $M_{N_1} \sim M_H/2$, which is clearly shown in the third panel of Fig. 13. Note for large enough mixing, e.g., $\sin \alpha \sim 0.2$, the SM Higgs h portal is also possible. But the h portal will be fully excluded by LZ. As for LHC, its limits are sensitive to the mass spectrum of M_{N_1} and M_{η^+} with our assumption. And

Patten	Group	Hierarchy	Oscillation@ 3σ	Oscillation@ 1σ	$\sum_\nu < 0.12 \text{ eV}$	$M_{ee}(\text{eV})$
A	$U(1)_{B-3L_e}$	NH	✓	✓	✓	0
		IH	×	×	×	×
B	$U(1)_{B-3L_\mu}$	NH	✓	×	×	$\gtrsim 0.05$
		IH	✓	✓	✓	$\gtrsim 0.015$
C	$U(1)_{B-3L_\tau}$	NH	✓	✓	×	$\gtrsim 0.033$
		IH	✓	✓	✓	$\gtrsim 0.015$

TABLE IV. Some main results of the one texture-zeros in the $U(1)_{B-3L_\alpha}$ scotogenic model.

the direct detection experiment is sensitive to $\sin \alpha$. Finally, we show one benchmark point that satisfies all constraints

$$\begin{aligned}
&\theta_{12} = 35.59^\circ, \theta_{23} = 46.52^\circ, \theta_{13} = 8.325^\circ, \delta = 349.3^\circ, \rho = 216.7^\circ, \sigma = 292.1^\circ, \\
&m_1 = 0.05067 \text{ eV}, m_2 = 0.05136 \text{ eV}, m_3 = 0.009627 \text{ eV}, \sum m_i = 0.1117 \text{ eV}, \\
&h' = 0.00365, M_{N_1} = 239 \text{ GeV}, M_{\eta^+} = 927 \text{ GeV}, M_H = 483 \text{ GeV}, \sin \alpha = 0.041.
\end{aligned} \tag{47}$$

V. CONCLUSION

In this paper, we consider the flavor dependent $U(1)_{B-3L_\alpha}$ extension of scotogenic neutrino mass model. Within this framework, three kinds of one-zero-texture structures are realized in neutrino mass matrix. Predictions of the textures with latest neutrino oscillation parameters are performed. The main results are summarized in Table. IV. Therefore, we obtain three scenarios (patten A-NH, B-IH, C-IH) favored by current experimental limits. Such three scenarios are distinguishable by the forthcoming experiments. Since future $0\nu\beta\beta$ experiments are hopefully to probe inverted hierarchy, patten A-NH is favored once no positive signature is observed. For patten B-IH, although oscillation parameters at 1σ range and $\sum_\nu < 0.12 \text{ eV}$ are individually satisfied, they can hardly have common parameter space. So future precise measurements of neutrino oscillation data (especially the leptonic Dirac phase δ) and sum of neutrino mass are able to exclude patten B-IH. The corresponding gauge group can be confirmed by discovering a flavored gauge boson Z' .

Then we have discussed phenomenologies such as lepton flavor violation, dark matter and collider signatures. For EW scale inert particles, the Yukawa coupling should be less than 0.01 to satisfy current tight constraints from $\mu \rightarrow e\gamma$. The DM candidate N_1 dominantly annihilates via the heavy scalar singlet H with mass condition $M_H \sim 2M_{N_1}$. Observable direct detection signature is also mediate by H for $\sin \alpha \gtrsim 0.05$.

The promising signature of inert particles at LHC is $pp \rightarrow \eta^+ \eta^- \rightarrow \ell^+ \ell^- + \cancel{E}_T$ with viable parameter space $M_{N_1} \lesssim M_\eta < 700 \text{ GeV}$ or $M_\eta > 700 \text{ GeV}$. The $B - 3L_\alpha$ nature of gauge boson Z' can be confirmed by $\text{BR}(Z' \rightarrow b\bar{b}) : \text{BR}(Z' \rightarrow \ell_\alpha \bar{\ell}_\alpha) = \frac{1}{3} : 9$.

VI. ACKNOWLEDGEMENTS

The work of Weijian Wang is supported by National Natural Science Foundation of China under Grant Numbers 11505062, Special Fund of Theoretical Physics under Grant Numbers 11447117 and Fundamental Research Funds for the Central Universities under Grant Numbers 2014ZD42. The work of Zhi-Long Han is supported by National Natural Science Foundation of China under Grant No. 11805081, Natural Science Foundation of Shandong Province under Grant No. ZR2019QA021, No. ZR2018MA047.

-
- [1] L. M. Krauss, S. Nasri and M. Trodden, Phys. Rev. D **67**, 085002 (2003) [hep-ph/0210389].
 - [2] E. Ma, Phys. Rev. D **73**, 077301 (2006) [hep-ph/0601225].
 - [3] Y. Cai, J. Herrero-García, M. A. Schmidt, A. Vicente and R. R. Volkas, Front. in Phys. **5**, 63 (2017) [arXiv:1706.08524 [hep-ph]].
 - [4] E. Ma, Phys. Lett. B **433**, 74 (1998) [hep-ph/9709474].
 - [5] E. Ma, D. P. Roy and S. Roy, Phys. Lett. B **525**, 101 (2002) [hep-ph/0110146].
 - [6] S. Choubey and W. Rodejohann, Eur. Phys. J. C **40**, 259 (2005) [hep-ph/0411190].
 - [7] W. Altmannshofer, S. Gori, M. Pospelov and I. Yavin, Phys. Rev. D **89**, 095033 (2014) [arXiv:1403.1269 [hep-ph]].
 - [8] J. Heeck, M. Holthausen, W. Rodejohann and Y. Shimizu, Nucl. Phys. B **896**, 281 (2015) [arXiv:1412.3671 [hep-ph]].
 - [9] J. Heeck and W. Rodejohann, Phys. Rev. D **85**, 113017 (2012) [arXiv:1203.3117 [hep-ph]].
 - [10] T. Araki, J. Heeck and J. Kubo, JHEP **1207**, 083 (2012) [arXiv:1203.4951 [hep-ph]].
 - [11] P. H. Frampton, S. L. Glashow and D. Marfatia, Phys. Lett. B **536**, 79 (2002) [hep-ph/0201008].
 - [12] H. Fritzsch, Z. z. Xing and S. Zhou, JHEP **1109**, 083 (2011) [arXiv:1108.4534 [hep-ph]].
 - [13] L. Lavoura, Phys. Lett. B **609**, 317 (2005) [hep-ph/0411232].
 - [14] L. M. Cebola, D. Emmanuel-Costa and R. González Felipe, Phys. Rev. D **88**, no. 11, 116008 (2013) [arXiv:1309.1709 [hep-ph]].
 - [15] S. Baek, H. Okada and K. Yagyu, JHEP **1504**, 049 (2015) [arXiv:1501.01530 [hep-ph]].
 - [16] Z. L. Han, R. Ding, S. J. Lin and B. Zhu, Eur. Phys. J. C **79**, no. 12, 1007 (2019) [arXiv:1908.07192 [hep-ph]].
 - [17] N. Aghanim *et al.* [Planck Collaboration], arXiv:1807.06209 [astro-ph.CO].
 - [18] T. Nomura and H. Okada, arXiv:1806.09957 [hep-ph].

- [19] Z. L. Han and W. Wang, Eur. Phys. J. C **79**, no. 6, 522 (2019) [arXiv:1901.07798 [hep-ph]].
- [20] B. Pontecorvo, Zh. Eksp. Teor. Fiz. **33**, 549(1957); Z. Maki, M. Nakagawa, and N. Sakata, Prog. Theor. Phys. **28**, 870(1962). .
- [21] E. I. Lashin and N. Chamoun, Phys. Rev. D **85**, 113011 (2012) [arXiv:1108.4010 [hep-ph]].
- [22] I. Esteban, M. C. Gonzalez-Garcia, A. Hernandez-Cabezudo, M. Maltoni and T. Schwetz, JHEP **1901**, 106 (2019) [arXiv:1811.05487 [hep-ph]].
- [23] A. Loureiro *et al.*, Phys. Rev. Lett. **123**, no. 8, 081301 (2019) [arXiv:1811.02578 [astro-ph.CO]].
- [24] A. Gando *et al.* [KamLAND-Zen Collaboration], Phys. Rev. Lett. **117**, no. 8, 082503 (2016) Addendum: [Phys. Rev. Lett. **117**, no. 10, 109903 (2016)] [arXiv:1605.02889 [hep-ex]].
- [25] T. Han, J. Liao, H. Liu and D. Marfatia, JHEP **1911**, 028 (2019) [arXiv:1910.03272 [hep-ph]].
- [26] G. Cacciapaglia, C. Csaki, G. Marandella and A. Strumia, Phys. Rev. D **74**, 033011 (2006) [hep-ph/0604111].
- [27] T. Robens and T. Stefaniak, Eur. Phys. J. C **76**, no. 5, 268 (2016) [arXiv:1601.07880 [hep-ph]].
- [28] J. Kubo, E. Ma and D. Suematsu, Phys. Lett. B **642**, 18 (2006) [hep-ph/0604114].
- [29] T. Toma and A. Vicente, JHEP **1401**, 160 (2014) [arXiv:1312.2840 [hep-ph]].
- [30] A. M. Baldini *et al.* [MEG Collaboration], Eur. Phys. J. C **76**, no. 8, 434 (2016) [arXiv:1605.05081 [hep-ex]].
- [31] A. M. Baldini *et al.*, arXiv:1301.7225 [physics.ins-det].
- [32] B. Aubert *et al.* [BaBar Collaboration], Phys. Rev. Lett. **104**, 021802 (2010) [arXiv:0908.2381 [hep-ex]].
- [33] A. Vicente and C. E. Yaguna, JHEP **1502**, 144 (2015) [arXiv:1412.2545 [hep-ph]].
- [34] U. Bellgardt *et al.* [SINDRUM Collaboration], Nucl. Phys. B **299**, 1 (1988).
- [35] A. Blondel *et al.*, arXiv:1301.6113 [physics.ins-det].
- [36] K. Hayasaka *et al.*, Phys. Lett. B **687**, 139 (2010) [arXiv:1001.3221 [hep-ex]].
- [37] E. Arganda and M. J. Herrero, Phys. Rev. D **73**, 055003 (2006) [hep-ph/0510405].
- [38] C. Dohmen *et al.* [SINDRUM II Collaboration], Phys. Lett. B **317**, 631 (1993).
- [39] The PRIME working group. Search for the $\mu \rightarrow e$ Conversion Process at an Ultimate Sensitivity of the Order of 10^{-18} with PRISM.
- [40] R. Kitano, M. Koike and Y. Okada, Phys. Rev. D **66**, 096002 (2002) Erratum: [Phys. Rev. D **76**, 059902 (2007)] [hep-ph/0203110].
- [41] D. Suematsu, T. Toma and T. Yoshida, Phys. Rev. D **79**, 093004 (2009) [arXiv:0903.0287 [hep-ph]].
- [42] E. Molinaro, C. E. Yaguna and O. Zapata, JCAP **1407**, 015 (2014) [arXiv:1405.1259 [hep-ph]].
- [43] N. Okada and O. Seto, Phys. Rev. D **82**, 023507 (2010) [arXiv:1002.2525 [hep-ph]].
- [44] S. Kanemura, O. Seto and T. Shimomura, Phys. Rev. D **84**, 016004 (2011) [arXiv:1101.5713 [hep-ph]].
- [45] R. Ding, Z. L. Han, L. Huang and Y. Liao, Chin. Phys. C **42**, no. 10, 103101 (2018) [arXiv:1802.05248 [hep-ph]].
- [46] N. Okada and S. Okada, Phys. Rev. D **93**, no. 7, 075003 (2016) [arXiv:1601.07526 [hep-ph]]. S. Okada, Adv. High Energy Phys. **2018**, 5340935 (2018) [arXiv:1803.06793 [hep-ph]].
- [47] N. Okada and S. Okada, Phys. Rev. D **95**, no. 3, 035025 (2017) [arXiv:1611.02672 [hep-ph]].
- [48] Z. L. Han, W. Wang and R. Ding, Eur. Phys. J. C **78**, no. 3, 216 (2018) [arXiv:1712.05722 [hep-ph]].

- [49] Z. L. Han and W. Wang, Eur. Phys. J. C **78**, no. 10, 839 (2018) [arXiv:1805.02025 [hep-ph]].
- [50] S. Baek, Phys. Lett. B **756**, 1 (2016) [arXiv:1510.02168 [hep-ph]].
- [51] G. Bélanger, F. Boudjema, A. Goudelis, A. Pukhov and B. Zaldivar, Comput. Phys. Commun. **231**, 173 (2018) [arXiv:1801.03509 [hep-ph]]. G. Bélanger, F. Boudjema, A. Pukhov and A. Semenov, Comput. Phys. Commun. **192**, 322 (2015) [arXiv:1407.6129 [hep-ph]].
- [52] E. Aprile *et al.* [XENON Collaboration], Phys. Rev. Lett. **121**, no. 11, 111302 (2018) [arXiv:1805.12562 [astro-ph.CO]].
- [53] D. S. Akerib *et al.* [LUX-ZEPLIN Collaboration], arXiv:1802.06039 [astro-ph.IM].
- [54] J. R. Ellis, A. Ferstl and K. A. Olive, Phys. Lett. B **481**, 304 (2000) [hep-ph/0001005].
- [55] J. Alwall *et al.*, JHEP **1407**, 079 (2014) [arXiv:1405.0301 [hep-ph]].
- [56] M. Aaboud *et al.* [ATLAS Collaboration], Eur. Phys. J. C **78**, no. 12, 995 (2018) [arXiv:1803.02762 [hep-ex]].
- [57] G. Aad *et al.* [ATLAS Collaboration], Eur. Phys. J. C **80**, no. 2, 123 (2020) [arXiv:1908.08215 [hep-ex]].
- [58] G. Aad *et al.* [ATLAS Collaboration], arXiv:1911.12606 [hep-ex].
- [59] L. Basso, A. Belyaev, S. Moretti and C. H. Shepherd-Themistocleous, Phys. Rev. D **80**, 055030 (2009) [arXiv:0812.4313 [hep-ph]].
- [60] E. J. Chun, A. Das, J. Kim and J. Kim, JHEP **1902**, 093 (2019) [arXiv:1811.04320 [hep-ph]].
- [61] M. Aaboud *et al.* [ATLAS Collaboration], JHEP **1710**, 182 (2017) [arXiv:1707.02424 [hep-ex]].
- [62] G. Aad *et al.* [ATLAS Collaboration], Phys. Lett. B **796**, 68 (2019) [arXiv:1903.06248 [hep-ex]].
- [63] A. M. Sirunyan *et al.* [CMS Collaboration], JHEP **1806**, 120 (2018) [arXiv:1803.06292 [hep-ex]].
- [64] CMS Collaboration [CMS Collaboration], CMS-PAS-EXO-19-019.