

A substantial hybridization between correlated Ni- d orbital and itinerant electrons in infinite-layer nickelates

Yuhao Gu^{1,2,4}, Sichen Zhu^{2,3}, Xiaoxuan Wang^{2,3}, Jiangping Hu¹, and Hanghui Chen^{2,3}

¹*Institute of Physics, Chinese Academy of Science, Beijing 100190, China*

²*NYU-ECNU Institute of Physics, NYU Shanghai, Shanghai 200122, China*

³*Department of Physics, New York University, New York, New York 10003, USA*

⁴*Beijing National Laboratory for Molecular Sciences,*

State Key Laboratory of Rare Earth Materials Chemistry and Applications,

Institute of Theoretical and Computational Chemistry,

College of Chemistry and Molecular Engineering,

Peking University, Beijing 100871, China

(Dated: May 18, 2020)

Abstract

The discovery of unconventional superconductivity in hole doped NdNiO₂, similar to CaCuO₂, has received enormous attention. However, different from CaCuO₂, RNiO₂ ($R = \text{Nd, La}$) has itinerant electrons in the rare-earth spacer layer. Previous studies show that the hybridization between Ni- $d_{x^2-y^2}$ and rare-earth- d orbitals is very weak and thus RNiO₂ is still a promising analog of CaCuO₂. Here, we perform first-principles calculations to show that the hybridization between Ni- $d_{x^2-y^2}$ orbital and itinerant electrons in RNiO₂ is substantially stronger than previously thought. The dominant hybridization comes from an interstitial- s orbital rather than rare-earth- d orbitals, due to a large inter-cell hopping. Because of the hybridization, Ni local moment is screened by itinerant electrons and the critical U_{Ni} for long-range magnetic ordering is increased. Our work shows that the electronic structure of RNiO₂ is distinct from CaCuO₂, implying that the observed superconductivity in infinite-layer nickelates does not emerge from a doped Mott insulator.

INTRODUCTION

Since the discovery of high-temperature superconductivity in cuprates [1], people have been attempting to search for superconductivity in other materials whose crystal and electronic structures are similar to those of cuprates [2, 3]. One of the obvious candidates is La_2NiO_4 which is iso-structural to La_2CuO_4 and Ni is the nearest neighbor of Cu in the periodic table. However, superconductivity has not been observed in doped La_2NiO_4 [4]. This is in part due to the fact that in La_2NiO_4 , two Ni- e_g orbitals are active at the Fermi level, while in La_2CuO_4 only Cu- $d_{x^2-y^2}$ appears at the Fermi level. Based on this argument, a series of nickelates and nickelate heterostructures have been proposed with the aim of realizing a single orbital Fermi surface in nickelates. Those attempts started from infinite-layer nickelates [2, 5, 6], to $\text{LaNiO}_3/\text{LaAlO}_3$ superlattices [7–10], to tri-component nickelate heterostructures [11, 12] and to reduced Ruddlesden-Popper series [13, 14]. Eventually, superconductivity with a transition temperature of about 15 K has recently been discovered in hole doped infinite-layer nickelate NdNiO_2 [15], injecting new vitality into the field of high- T_c superconductivity [16–33].

However, there is an important difference between infinite-layer nickelate $R\text{NiO}_2$ ($R = \text{Nd}, \text{La}$) and infinite-layer cuprate CaCuO_2 in their electronic structures: in infinite-layer cuprates, only a single Cu- $d_{x^2-y^2}$ band crosses the Fermi level, while in infinite-layer nickelates, in addition to Ni- $d_{x^2-y^2}$ band, another conduction band also crosses the Fermi level [6, 21–23]. First-principles calculations show that the other non-Ni conduction band originates from rare-earth spacer layers [6, 21–23]. Hepting *et al.* [20] propose that itinerant electrons on rare-earth- d orbitals may hybridize with Ni- $d_{x^2-y^2}$ orbital, rendering $R\text{NiO}_2$ an “oxide-intermetallic” compound. But previous studies find that the hybridization between Ni- $d_{x^2-y^2}$ and rare-earth- d orbitals is very weak [21–23, 29]. Therefore other than the self-doping effect [27], infinite-layer nickelates can still be considered as a promising analog of infinite-layer cuprates [16, 21].

In this work, we combine density functional theory (DFT) [34, 35] and dynamical mean field theory (DMFT) [36, 37] to show that the hybridization between Ni- $d_{x^2-y^2}$ orbital and itinerant electrons in rare-earth spacer layers is substantially stronger than previously thought. However, the largest source of hybridization comes from an interstitial- s orbital due to a large inter-cell hopping. The hybridization with rare-earth- d orbitals is weak, about

one order of magnitude smaller. We also find that weak-to-moderate correlation effects on Ni lead to a charge transfer from Ni- $d_{x^2-y^2}$ orbital to hybridization states, which provides more itinerant electrons to couple to Ni- $d_{x^2-y^2}$ orbital. In the experimentally observed paramagnetic metallic state of $R\text{NiO}_2$, we explicitly demonstrate that the coupling between Ni- $d_{x^2-y^2}$ orbital and itinerant electrons screens the Ni local moment, as in Kondo systems [38–40]. Finally we find that the hybridization increases the critical U_{Ni} that is needed to induce long-range magnetic ordering.

Our work provides the microscopic origin of a substantial hybridization between Ni- $d_{x^2-y^2}$ orbital and itinerant electrons in $R\text{NiO}_2$, which leads to an electronic structure that is distinct from that of CaCuO_2 . As a consequence of the hybridization, spins on Ni- $d_{x^2-y^2}$ orbital are affected by itinerant electrons and the physical property of $R\text{NiO}_2$ is changed. This implies that the observed superconductivity in infinite-layer nickelates does not emerge from a doped Mott insulator as in cuprates.

The computational details of our DFT and DMFT calculations can be found in the Method section. For clarity, we study NdNiO_2 as a representative of infinite-layer nickelates. The results of LaNiO_2 are very similar (see Supplementary Note 1 and Note 2 in the Supplementary Information).

RESULTS

Electronic structure and interstitial- s orbital

In Fig. 1(a-b), we show the DFT-calculated band structure and Wannier function fitting of NdNiO_2 and CaCuO_2 in the non-spin-polarized state, respectively. We use altogether 17 Wannier projectors to fit the DFT band structure: 5 Ni/Cu- d orbitals, 5 Nd/Ca- d orbitals, 3 O- p orbitals (for each O atom) and an interstitial- s orbital. The interstitial- s orbital is located at the position of the missing apical oxygen. The importance of interstitial- s orbitals has been noticed in the study of electrides and infinite-layer nickelates [22, 41, 42]. Our Wannier fitting exactly reproduces not only the band structure of the entire transition-metal and oxygen pd manifold, but also the band structure of unoccupied states about 5 eV above the Fermi level. In particular, the Ni/Cu- $d_{x^2-y^2}$ Wannier projector is highlighted by red dots in Fig. 1(a-b). The details of the Wannier fitting can be found in Supplementary

Note 3 in the Supplementary Information. For both compounds, Ni/Cu- $d_{x^2-y^2}$ band crosses the Fermi level. However, as we mentioned in the Introduction, in addition to Ni- $d_{x^2-y^2}$ band, another conduction band also crosses the Fermi level in NdNiO₂. Using Wannier analysis, we find that the non-Ni conduction electron band is mainly composed of three orbitals: Nd- $d_{3z^2-r^2}$, Nd- d_{xy} and interstitial- s orbitals. The corresponding Wannier projectors are highlighted by dots in the panels of Fig. 1(c-e). An iso-value surface of the three Wannier functions (Nd- $d_{3z^2-r^2}$, Nd- d_{xy} and interstitial- s orbitals) is explicitly shown in Fig. 1(f-h). We note that interstitial- s orbital is more delocalized than Nd- $d_{3z^2-r^2}$ and Nd- d_{xy} orbitals. Because all these three orbitals are located in the Nd spacer layer between adjacent NiO₂ planes, if these three orbitals can hybridize with Ni- $d_{x^2-y^2}$ orbital, then they will create a three-dimensional electronic structure, distinct from that of CaCuO₂ [20].

Analysis of hybridization

However, from symmetry consideration, *within the same cell* the hopping between Ni- $d_{x^2-y^2}$ orbital and any of those three orbitals (Nd- $d_{3z^2-r^2}$, Nd- d_{xy} and interstitial- s) is exactly equal to zero [22], which leads to the conclusion that the hybridization between Ni- $d_{x^2-y^2}$ and rare-earth- d orbitals is weak [20, 22, 29]. While this conclusion is correct by itself, the hybridization between Ni- $d_{x^2-y^2}$ and interstitial- s orbital has been omitted in previous studies [20–23, 27, 29]. We find that due to a large *inter-cell* hopping, Ni- $d_{x^2-y^2}$ orbital hybridizes with interstitial- s orbital much more substantially than with rare-earth- d orbitals by about one order of magnitude.

The direct inter-cell hopping between Ni- $d_{x^2-y^2}$ and any of the three orbitals (Nd- $d_{3z^2-r^2}$, Nd- d_{xy} and interstitial- s) is negligibly small. The effective hopping is via O- p orbitals. Fig. 2 shows the inter-cell hopping between Ni- $d_{x^2-y^2}$ orbital and the other three orbitals via one O- p orbital. Among Nd- $d_{3z^2-r^2}$, Nd- d_{xy} and interstitial- s orbitals, we find that the largest effective hopping (via one O- p orbital) is the one with interstitial- s orbital (see Table I). The effective hopping between Ni- $d_{x^2-y^2}$ orbital and Nd- $d_{xy}/d_{3z^2-r^2}$ orbital is one order of magnitude smaller because Nd atom is located at the corner of the cell, which is further from the O atom than the interstitial site is. Furthermore, the energy difference between interstitial- s orbital and O- p orbital is about 1 eV smaller than that between Nd- $d_{xy}/d_{3z^2-r^2}$ orbital and O- p orbital (see Table I). These two factors combined lead to the fact that Ni-

$d_{x^2-y^2}$ has a significant coupling with interstitial- s orbital, substantially stronger than that with Nd- d orbitals. This challenges the previous picture that the hybridization between Ni- $d_{x^2-y^2}$ orbital and itinerant electrons in the Nd spacer layer is weak [20–23, 27, 29].

To further confirm that the hybridization is substantial, we downfold the full band structure to a non-interacting model that is based on the above four orbitals (Ni- $d_{x^2-y^2}$, Nd- $d_{3z^2-r^2}$, Nd- d_{xy} and interstitial- s orbitals). Eq. (1) shows the Wannier-based Hamiltonian $\langle \mathbf{0} | H_0 | \mathbf{a}_1 \rangle = H_0(\mathbf{a}_1)$ in the matrix form (not the usual Hamiltonian $\langle \mathbf{0} | H_0 | \mathbf{0} \rangle = H_0(\mathbf{0})$, $H_0(\mathbf{0})$ is shown in Supplementary Note 3 in the Supplementary Information). The important information is in the first row. The largest hopping is the one between neighboring Ni- $d_{x^2-y^2}$ orbitals (this is due to the σ bond between Ni- $d_{x^2-y^2}$ and O- p_x/p_y orbitals). However, the hopping between Ni- $d_{x^2-y^2}$ and interstitial- s orbital is even comparable to the largest hopping. By contrast, the hopping between Ni- $d_{x^2-y^2}$ orbital and Nd- d_{xy} / $d_{3z^2-r^2}$ orbital is about one order of magnitude smaller than the hopping between Ni- $d_{x^2-y^2}$ and interstitial- s orbital, which is consistent with the preceding analysis.

$$H_0(\mathbf{a}_1) = \begin{matrix} & d_{x^2-y^2} & s & d_{xy} & d_{3z^2-r^2} \\ \begin{matrix} d_{x^2-y^2} \\ s \\ d_{xy} \\ d_{3z^2-r^2} \end{matrix} & \begin{pmatrix} -0.37 & -0.22 & 0.03 & -0.02 \\ -0.22 & -0.24 & 0.68 & 0.45 \\ 0.03 & 0.68 & -0.08 & 0 \\ -0.02 & 0.45 & 0 & -0.19 \end{pmatrix} \end{matrix} \quad (1)$$

Charge transfer and screening of Ni local moment

Since infinite-layer nickelates are correlated materials, next we study correlation effects arising from Ni- $d_{x^2-y^2}$ orbital. We focus on whether the hybridization between Ni- $d_{x^2-y^2}$ orbital and itinerant electrons in the rare-earth spacer layer may affect the correlated properties of NdNiO₂, such as magnetism.

We use the above four orbitals (see Eq. (1)) to build an interacting model:

$$\hat{H} = \sum_{\mathbf{k}, mm', \sigma} H_0(\mathbf{k})_{mm'} \hat{c}_{\mathbf{k}m\sigma}^\dagger \hat{c}_{\mathbf{k}m'\sigma} + U_{\text{Ni}} \sum_i \hat{n}_{i\uparrow} \hat{n}_{i\downarrow} - \hat{V}_{dc} \quad (2)$$

where mm' labels different orbitals, i labels Ni sites and σ labels spins. $\hat{n}_{i\sigma}$ is the occupancy operator of Ni- $d_{x^2-y^2}$ orbital at site i with spin σ and the onsite Coulomb repulsion is only applied on the Ni- $d_{x^2-y^2}$ orbital. $H_0(\mathbf{k})$ is the Fourier transform of the Wannier-based

Hamiltonian $H_0(\mathbf{R})$ [9] and \hat{V}_{dc} is the double counting potential. That we do not explicitly include O- p states in the model is justified by noting that in NdNiO₂ O- p states have much lower energy than Ni- d states, which is different from perovskite rare-earth nickelates and charge-transfer-type cuprates [19, 20]. In the model Eq. (2), the Ni- $d_{x^2-y^2}$ orbital is the correlated state while the other three orbitals (interstitial- s and Nd- $d_{3z^2-r^2}/d_{xy}$) are non-interacting, referred to as hybridization states.

We perform dynamical mean field theory calculations on Eq. (2). We first study paramagnetic state (paramagnetism is imposed in the calculations). Fig. 3 (a-c) shows the spectral function with an increasing U_{Ni} on Ni- $d_{x^2-y^2}$ orbital. At $U_{\text{Ni}} = 0$ eV, the system is metallic with all the four orbitals crossing the Fermi level (the main contribution comes from Ni- $d_{x^2-y^2}$). As U_{Ni} increases to 3 eV, a quasi-particle peak is evident with the other three orbitals still crossing the Fermi level. We find a critical U_{Ni} of about 7 eV, where the quasi-particle peak becomes completely suppressed and a Mott gap emerges. As U_{Ni} further increases to 9 eV (not shown in Fig. 3), a clear Mott gap of about 1 eV is opened.

The presence of hybridization states means that there could be charge transfer between correlated Ni- $d_{x^2-y^2}$ orbital and interstitial- s /Nd- d orbitals. We calculate the occupancy of each Wannier function N_α and study correlation-driven charge transfer in NdNiO₂. Fig. 3(d) shows N_α of each hybridization state and Ni- $d_{x^2-y^2}$ orbital as well as the total occupancy of hybridization states as a function of U_{Ni} . We first note that at $U_{\text{Ni}} = 0$, the total occupancy of hybridization states is 0.14, which is significant. As U_{Ni} becomes larger, the total occupancy of hybridization states first increases and then decreases. This is because when U_{Ni} is small, the system is still metallic with all the hybridization states crossing the Fermi level, while the upper Hubbard band of Ni- $d_{x^2-y^2}$ orbital is just formed and pushed to higher energy. This leads to charge transfer from Ni- $d_{x^2-y^2}$ orbital to hybridization states, providing more itinerant electrons to couple to Ni- $d_{x^2-y^2}$ orbital. However, when U_{Ni} is large, hybridization states are also pushed above the Fermi level, which causes electron to transfer back to Ni- $d_{x^2-y^2}$ orbital (in the lower Hubbard band). In the strong U_{Ni} limit where the Mott gap opens, itinerant electrons in the Nd spacer layer disappear. Fig. 3(d) also shows that for all U_{Ni} considered, the occupancy on interstitial- s orbital is always the largest among the three hybridization states, confirming the importance of the interstitial- s orbital in infinite-layer nickelates. We note that because we calculate the occupancy at finite temperatures, even when the gap is opened, the occupancy of hybridization states does not exactly become zero.

Because of the hybridization, we study possible screening of Ni local magnetic moment by itinerant electrons. We calculate local spin susceptibility of Ni- $d_{x^2-y^2}$ orbital:

$$\chi_{\text{loc}}^{\omega=0}(T) = \int_0^\beta \chi_{\text{loc}}(\tau) d\tau = \int_0^\beta g^2 \langle S_z(\tau) S_z(0) \rangle d\tau \quad (3)$$

where $S_z(\tau)$ is the local spin operator for Ni- $d_{x^2-y^2}$ orbital, at the imaginary time τ . g denotes the electron spin gyromagnetic factor and $\beta = 1/(k_B T)$ is the inverse temperature. Fig. 3(e) shows $\chi_{\text{loc}}^{\omega=0}(T)$ for two representative values of U_{Ni} . The blue symbols are $\chi_{\text{loc}}^{\omega=0}(T)$ for $U_{\text{Ni}} = 7$ eV when the system becomes insulating. The local spin susceptibility nicely fits to a Curie-Weiss behavior, as is shown by the black dashed line in Fig. 3(e). $\chi_{\text{loc}}^{\omega=0}(T)$ has a strong enhancement at low temperatures. However, for $U_{\text{Ni}} = 2$ eV when the system is metallic, we find a completely different $\chi_{\text{loc}}^{\omega=0}(T)$. The local spin susceptibility has very weak dependence on temperatures (see Fig. 3(f) for the zoomin). In particular at low temperatures ($T < 250$ K), $\chi_{\text{loc}}^{\omega=0}(T)$ reaches a plateau. We note that the weak temperature dependence of $\chi_{\text{loc}}^{\omega=0}(T)$ is consistent with the experimental result of LaNiO₂ paramagnetic susceptibility [5], in particular our simple model calculations qualitatively reproduce the low-temperature plateau feature that is observed in experiment [5].

To explicitly understand how the hybridization between itinerant electrons and Ni- $d_{x^2-y^2}$ orbital affects local spin susceptibility, we perform a thought-experiment: we manually “turn off” hybridization, i.e. for each \mathbf{R} , we set $\langle s|H_0(\mathbf{R})|d_{x^2-y^2}\rangle = \langle d_{xy}|H_0(\mathbf{R})|d_{x^2-y^2}\rangle = \langle d_{3z^2-r^2}|H_0(\mathbf{R})|d_{x^2-y^2}\rangle = 0$. Then we recalculate $\chi_{\text{loc}}^{\omega=0}(T)$ using the modified Hamiltonian with $U_{\text{Ni}} = 2$ eV. The chemical potential is adjusted so that the total occupancy remains unchanged in the modified Hamiltonian. The two local spin susceptibilities are compared in Fig. 3(f). With hybridization, $\chi_{\text{loc}}^{\omega=0}(T)$ saturates at low temperatures, implying that μ_{eff} decreases or even vanishes with lowering temperatures. However, without hybridization, $\chi_{\text{loc}}^{\omega=0}(T)$ shows an evident enhancement at low temperatures and a Curie-Weiss behavior is restored (black dashed line). This shows that in paramagnetic metallic NdNiO₂, the hybridization between itinerant electrons and Ni- $d_{x^2-y^2}$ orbital is substantial and as a consequence, it screens the Ni local magnetic moment, as in Kondo systems [38–40]. Such a screening mechanism may be used to explain the low-temperature upturn in the resistivity of NdNiO₂ observed in experiment [15, 27]. We note that while we only fix the total occupancy by adjusting the chemical potential, the occupancy of Ni- $d_{x^2-y^2}$ orbital is almost the same in the original and modified models. In Fig. 3(f), “with hybridization”, Ni- $d_{x^2-y^2}$

occupancy is 0.84 and “without hybridization”, Ni- $d_{x^2-y^2}$ occupancy is 0.83. This indicates that the screening of Ni moment is mainly due to the hybridization effects, while the change of Ni- $d_{x^2-y^2}$ occupancy (0.01e per Ni) plays a secondary role.

Correlation strength and phase diagram

We estimate the correlation strength for NdNiO₂ by calculating its phase diagram. We allow spin polarization in the DMFT calculations and study both ferromagnetic and checkerboard antiferromagnetic states. We find that ferromagnetic ordering can not be stabilized up to $U_{\text{Ni}} = 9$ eV. Checkerboard antiferromagnetic state can emerge when U_{Ni} exceeds 2.5 eV. The phase diagram is shown in Fig. 4(a) in which M_d is the local magnetic moment on each Ni atom. M_d is zero until $U_{\text{Ni}} \simeq 2.5$ eV and then increases with U_{Ni} and finally saturates to $1 \mu_B/\text{Ni}$ which corresponds to a $S = \frac{1}{2}$ state. We note that the critical value of U_{Ni} is model-dependent. If we include O- p states and semi-core states, the critical value of U_{Ni} will be substantially larger [43]. The robust result here is that with U_{Ni} increasing, antiferromagnetic ordering occurs before the metal-insulator transition. In the antiferromagnetic state, the critical U_{Ni} for the metal-insulator transition is about 6 eV, slightly smaller than that in the paramagnetic phase. The spectral function of antiferromagnetic metallic and insulating states is shown in Fig. 4 (b) and (c), respectively. Experimentally long-range magnetic orderings are not observed in NdNiO₂ [44]. The calculated phase diagram means that NdNiO₂ can only be in a paramagnetic metallic state (instead of a paramagnetic insulating state), in which the hybridization between Ni- $d_{x^2-y^2}$ and itinerant electrons screens the Ni local magnetic moment. We note that using our model Eq. (2), the calculated phase boundary indicates that Ni correlation strength is moderate in NdNiO₂ with U_{Ni}/t_{dd} less than 7 (t_{dd} is the effective hopping between nearest-neighbor Ni- $d_{x^2-y^2}$ due to σ_{pd} bond). This contrasts with the parent compounds of superconducting cuprates which are antiferromagnetic insulators and are described by an effective single-orbital Hubbard model with a larger correlation strength ($U_{\text{Ni}}/t_{dd} = 8 \sim 20$) [45–48]. Finally, we perform a self-consistent check on the hybridization. When the system is metallic, the hybridization between itinerant electrons and Ni- $d_{x^2-y^2}$ orbital screens the spin on Ni site and reduces the local spin susceptibility $\chi_{\text{loc}}^{\omega=0}(T)$ in the paramagnetic phase. This implies that once we allow antiferromagnetic ordering, a smaller critical U_{Ni} may be needed to induce magnetism. To test that,

we recalculate the phase diagram using the modified Hamiltonian with the hybridization manually “turned off”. The chemical potential is adjusted in the modified model so that the total occupancy remains unchanged. Fig. 4(d) shows that without the hybridization, the Ni magnetic moment increases and the antiferromagnetic phase is expanded with the critical U_{Ni} reduced to 1.8 eV ($U_{\text{Ni}}/t_{dd} \simeq 5$). This shows that the coupling to the conducting electrons affects Ni spins and changes the magnetic property of NdNiO₂ [40].

DISCUSSION

Our minimal model Eq. (2) is different from the standard Hubbard model (single-orbital, two-dimensional square lattice and half filling) due to the presence of hybridization. It is also different from a standard periodic Anderson model in that 1) the correlated orbital is a $3d$ -orbital with a strong dispersion instead of a $4f$ or $5f$ orbital whose dispersion is usually neglected [20, 49, 50]; 2) the hybridization of Ni- $d_{x^2-y^2}$ with the three non-interacting orbitals is all inter-cell rather than onsite and anisotropic with different types of symmetries, which may influence the symmetry of the superconducting order parameter in the ground state [51]. Fig. 5 explicitly shows the symmetry of hybridization. The dominant hybridization of Ni- $d_{x^2-y^2}$ orbital, the one with interstitial- s orbital, has $d_{x^2-y^2}$ symmetry. Secondly, the hybridization of Ni- $d_{x^2-y^2}$ with Nd- d_{xy} and Nd- $d_{3z^2-r^2}$ orbitals has $g_{xy(x^2-y^2)}$ and $d_{x^2-y^2}$ symmetries, respectively [52].

d -wave superconducting states can be stabilized in the doped single-orbital Hubbard model from sophisticated many-body calculations [53–56]. However, the hybridization between correlated Ni- $d_{x^2-y^2}$ orbital and itinerant electrons fundamentally changes the electronic structure of a single-orbital Hubbard model, in particular when the system is metallic. This probably creates a condition unfavorable for superconductivity [51], implying that new mechanisms such as interface charge transfer, strain engineering, etc. are needed to fully explain the phenomena observed in infinite-layer nickelates [15].

Before we conclude, we briefly discuss other modellings for $R\text{NiO}_2$ ($R = \text{La}, \text{Nd}$). In literature, some models focus on low-energy physics and include only states that are close to the Fermi level; others include more states which reproduce the electronic band structure within a large energy window around the Fermi level. Kitatani *et al.* [57] propose that $R\text{NiO}_2$ can be described by the one-band Hubbard model (Ni- $d_{x^2-y^2}$ orbital) with an addi-

tional electron reservoir, which is used to directly estimate the superconducting transition temperature. Hepting *et al.* [20] construct a two-orbital model using Ni- $d_{x^2-y^2}$ orbital and a R - $d_{3z^2-r^2}$ -like orbital. Such a model is used to study hybridization effects between Ni- $d_{x^2-y^2}$ orbital and rare-earth R - d orbitals. Zhang *et al.* [28], Werner *et al.* [32] and Hu *et al.* [33] study a different type of two-orbital models which consist of two Ni- d orbitals. Hu *et al.* [33] include Ni- $d_{x^2-y^2}$ and Ni- d_{xy} orbitals, while Zhang *et al.* and Werner *et al.* [28, 32] include Ni- $d_{x^2-y^2}$ and Ni- $d_{3z^2-r^2}$ orbitals. This type of two-orbital model aims to study the possibility of high-spin $S = 1$ doublon when the system is hole doped. Wu *et al.* [21] and Nomura *et al.* [22] study three-orbital models. Wu *et al.* [21] include Ni- d_{xy} orbital, R - d_{xy} orbital and R - $d_{3z^2-r^2}$ orbital. This model is further used to calculate the spin susceptibility and to estimate the superconducting transition temperature. Nomura *et al.* [22] compare two choices of orbitals: one is Ni- d_{xy} -orbital, R - $d_{3z^2-r^2}$ orbital and interstitial- s ; and the other is Ni- d_{xy} -orbital, R - $d_{3z^2-r^2}$ orbital and R - d_{xy} . The model is used to study the screening effects on the Hubbard U of Ni- $d_{x^2-y^2}$ orbital. Gao *et al.* [23] construct a general four-orbital model $B_{1g}@1a \oplus A_{1g}@1b$ which consists of two Ni- d orbitals and two R - d orbitals. The model is used to study the topological property of the Fermi surface. Jiang *et al.* [29] use a tight-binding model that consists of 5 Ni- d orbitals and 5 R - d orbitals to comprehensively study the hybridization effects between Ni- d and R - d orbitals; Jiang *et al.* also highlight the importance of Nd- f orbitals in the electronic structure of NdNiO₂. Botana *et al.* [16], Lechermann [26] and Karp *et al.* [58] consider more orbitals (including Nd- d , Ni- d and O- p states) in the modelling of NdNiO₂ with the interaction applied to Ni- d orbitals and make a comparison to infinite-layer cuprates. Botana *et al.* [16] extract longer-range hopping parameters and the e_g energy splitting. Lechermann [26] studies hybridization and doping effects. Karp *et al.* [58] calculate the phase diagram and estimates the magnetic transition temperature.

CONCLUSION

In summary, we use first-principles calculations to study the electronic structure of the parent superconducting material R NiO₂ ($R = \text{Nd, La}$). We find that the hybridization between Ni- $d_{x^2-y^2}$ orbital and itinerant electrons is substantially stronger than previously thought. The dominant hybridization comes from an interstitial- s orbital due to a large inter-

cell hopping, while the hybridization with rare-earth- d orbitals is one order of magnitude weaker. Weak-to-moderate correlation effects on Ni cause electrons to transfer from Ni- $d_{x^2-y^2}$ orbital to the hybridization states, which provides more itinerant electrons in the rare-earth spacer layer to couple to correlated Ni- d orbital. Further increasing correlation strength leads to a reverse charge transfer, antiferromagnetism on Ni sites and eventually a metal-insulator transition. In the experimentally observed paramagnetic metallic state of $R\text{NiO}_2$, we find that the strong coupling between Ni- $d_{x^2-y^2}$ and itinerant electrons screens the Ni local moment, as in Kondo systems. We also find that the hybridization increases the critical U_{Ni} that is needed to induce long-range magnetic ordering. Our work shows that the electronic structure of $R\text{NiO}_2$ is fundamentally different from that of CaCuO_2 , which implies that the observed superconductivity in infinite-layer nickelates does not emerge from a doped Mott insulator as in cuprates.

METHODS

We perform first-principles calculations using density functional theory (DFT) [34, 35], maximally localized Wannier functions (MLWF) to construct the non-interacting tight-binding models [59] and dynamical mean field theory (DMFT) [36, 37] to solve the interacting models.

DFT calculations

The DFT method is implemented in the Vienna ab initio simulation package (VASP) code [60] with the projector augmented wave (PAW) method [61]. The Perdew-Burke-Ernzerhof (PBE) [62] functional is used as the exchange-correlation functional in DFT calculations. The Nd- $4f$ orbitals are treated as core states in the pseudopotential. We use an energy cutoff of 600 eV and sample the Brillouin zone by using Γ -centered \mathbf{k} -mesh of $16 \times 16 \times 16$. The crystal structure is fully relaxed with an energy convergence criterion of 10^{-6} eV, force convergence criterion of 0.01 eV/Å and strain convergence of 0.1 kBar. The DFT-optimized crystal structures are in excellent agreement with the experimental structures, as shown in our Supplementary Note 1. To describe the checkerboard antiferromagnetic ordering, we expand the cell to a $\sqrt{2} \times \sqrt{2} \times 1$ supercell. The corresponding

Brillouin zone is sampled by using a Γ -centered \mathbf{k} -mesh of $12 \times 12 \times 16$.

MLWF calculations

We use maximally localized Wannier functions [59], as implemented in Wannier90 code [63] to fit the DFT-calculated band structure and build an ab initio tight-binding model which includes onsite energies and hopping parameters for each Wannier function. We use two sets of Wannier functions to do the fitting. One set uses 17 Wannier functions to exactly reproduce the band structure of entire transition-metal and oxygen pd manifold as well as the unoccupied states that are a few eV above the Fermi level. The other set uses 4 Wannier functions to reproduce the band structure close to the Fermi level. The second tight-binding Hamiltonian is used to study correlation effects when onsite interactions are included on Ni- $d_{x^2-y^2}$ orbital.

DMFT calculations

We use DMFT method to calculate the 4-orbital interacting model, which includes a correlated Ni- $d_{x^2-y^2}$ orbital and three non-interacting orbitals (interstitial- s , Nd- d_{xy} and Nd- $d_{3z^2-r^2}$). We also cross-check the results using a 17-orbital interacting model which includes five Ni- d , five Nd- d , six O- p and one interstitial- s orbital (the results of the 17-orbital model are shown in Supplementary Note 4 of the Supplementary Information). DMFT maps the interacting lattice Hamiltonian onto an auxiliary impurity problem which is solved using the continuous-time quantum Monte Carlo algorithm based on hybridization expansion [64, 65]. The impurity solver is developed by K. Haule [66]. For each DMFT iteration, a total of 1 billion Monte Carlo samples are collected to converge the impurity Green function and self energy. We set the temperature to be 116 K. We check all the key results at a lower temperature of 58 K and no significant difference is found. The interaction strength U_{Ni} is treated as a parameter. We calculate both paramagnetic and magnetically ordered states. For magnetically ordered states, we consider ferromagnetic ordering and checkerboard antiferromagnetic ordering. For checkerboard antiferromagnetic ordering calculation, we double the cell and the non-interacting Hamiltonian is 8×8 . We introduce formally two effective impurity models and use the symmetry that electrons at one impurity site are equivalent to

the electrons on the other with opposite spins. The DMFT self-consistent condition involves the self-energies of both spins.

To obtain the spectral functions, the imaginary axis self energy is continued to the real axis using the maximum entropy method [67]. Then the real axis local Green function is calculated using the Dyson equation and the spectral function is obtained following:

$$A_m(\omega) = -\frac{1}{\pi} \text{Im} G_m^{\text{loc}}(\omega) = -\frac{1}{\pi} \text{Im} \left(\sum_{\mathbf{k}} \frac{1}{(\omega + \mu) \mathbf{1} - H_0(\mathbf{k}) - \Sigma(\omega) + V_{dc}} \right)_{mm} \quad (4)$$

where m is the label of a Wannier function. $\mathbf{1}$ is an identity matrix, $H_0(\mathbf{k})$ is the Fourier transform of the Wannier-based Hamiltonian $H_0(\mathbf{R})$. $\Sigma(\omega)$ is the self-energy, understood as a diagonal matrix only with nonzero entries on the correlated orbitals. μ is the chemical potential. V_{dc} is the fully localized limit (FLL) double counting potential, which is defined as [68]:

$$V_{dc} = U \left(N_d - \frac{1}{2} \right) \quad (5)$$

where N_d is the d occupancy of a correlated site. Here the Hund's J term vanishes because we have a single correlated orbital Ni- $d_{x^2-y^2}$ in the model. A $40 \times 40 \times 40$ k -point mesh is used to converge the spectral function. We note that double counting correction affects the energy separation between Ni- $d_{x^2-y^2}$ and Nd- d /interstitial- s orbitals. However because the charge transfer is small (around $0.1e$ per Ni), the effects from the double counting correction are weak in the 4-orbital model, compared to those in the p - d model in which double counting correction becomes much more important [69]. That is because O- p states are included in the p - d model. The double counting correction affects the p - d energy separation and thus the charge transfer between metal- d and oxygen- p orbitals, which can be as large as $1e$ per metal atom for late transition metal oxides such as rare-earth nickelates [69].

Data availability

The data that support the findings of this study are available from the corresponding author upon reasonable request.

Code availability

The electronic structure calculations were performed using the proprietary code VASP [60], the open-source code Wannier90 [63] and the open-source impurity solver implemented by Kristjan Haule at Rutgers University (<http://hauleweb.rutgers.edu/tutorials/>). Both Wannier90 and Haule's impurity solver are freely distributed on academic use under the Massachusetts Institute of Technology (MIT) License.

-
- [1] Bednorz, J. G. & Müller, K. A. Possible high T_c superconductivity in the Ba-La-Cu-O system. *Zeitschrift für Physik B* **64**, 189–193 (1986).
- [2] Anisimov, V. I., Bukhvalov, D. & Rice, T. M. Electronic structure of possible nickelate analogs to the cuprates. *Phys. Rev. B* **59**, 7901–7906 (1999).
- [3] Hu, J. Identifying the genes of unconventional high temperature superconductors. *Sci. Bull.* **61**, 561–569 (2016).
- [4] Rao, C. N. R., Ganguli, A. K. & Nagarajan, R. Superconductivity in layered nickel oxides. *Pramana* **32**, L177–L179 (1989).
- [5] Hayward, M., Green, M., Rosseinsky, M. & Sloan, J. Sodium hydride as a powerful reducing agent for topotactic oxide deintercalation: Synthesis and characterization of the nickel (I) oxide LaNiO_2 . *J. Am. Chem. Soc.* **121**, 8843–8854 (1999).
- [6] Lee, K.-W. & Pickett, W. Infinite-layer LaNiO_2 : Ni^{1+} is not Cu^{2+} . *Phys. Rev. B* **70**, 165109 (2004).
- [7] Freeland, J. *et al.* Orbital control in strained ultra-thin $\text{LaNiO}_3/\text{LaAlO}_3$ superlattices. *Europhys. Lett.* **96**, 57004 (2011).
- [8] Chaloupka, J. & Khaliullin, G. Orbital order and possible superconductivity in $\text{LaNiO}_3/\text{LaMO}_3$ superlattices. *Phys. Rev. Lett.* **100**, 016404 (2008).
- [9] Hansmann, P. *et al.* Turning a nickelate fermi surface into a cupratelike one through heterostructuring. *Phys. Rev. Lett.* **103**, 016401 (2009).
- [10] Han, M. J., Wang, X., Marianetti, C. A. & Millis, A. J. Dynamical mean-field theory of nickelate superlattices. *Phys. Rev. Lett.* **107**, 206804 (2011).
- [11] Chen, H. *et al.* Modifying the electronic orbitals of nickelate heterostructures via structural distortions. *Phys. Rev. Lett.* **110**, 186402 (2013).
- [12] Disa, A. S. *et al.* Orbital engineering in symmetry-breaking polar heterostructures. *Phys. Rev. Lett.* **114**, 026801 (2015).
- [13] Botana, A. S., Pardo, V. & Norman, M. R. Electron doped layered nickelates: Spanning the phase diagram of the cuprates. *Phys. Rev. Mater.* **1**, 021801 (2017).
- [14] Zhang, J. *et al.* Large orbital polarization in a metallic square-planar nickelate. *Nat. Phys.* **13**, 864–869 (2017).

- [15] Li, D. *et al.* Superconductivity in an infinite-layer nickelate. *Nature* **572**, 624–627 (2019).
- [16] Botana, A. & Norman, M. Similarities and differences between LaNiO_2 and CaCuO_2 and implications for superconductivity. *Phys. Rev. X* **10**, 011024 (2020).
- [17] Sakakibara, H. *et al.* Model construction and a possibility of cuprate-like pairing in a new d^9 nickelate superconductor $(\text{Nd,Sr})\text{NiO}_2$. *arXiv:1909.00060* (2019).
- [18] Hirsch, J. & Marsiglio, F. Hole superconductivity in infinite-layer nickelates. *Physica C* **1353534** (2019).
- [19] Jiang, M., Berciu, M. & Sawatzky, G. A. Doped holes in NdNiO_2 and high- T_c cuprates show little similarity. *arXiv:1909.02557* (2019).
- [20] Hepting, M. *et al.* Electronic structure of the parent compound of superconducting infinite-layer nickelates. *Nat. Mater.* **19**, 381–385 (2020).
- [21] Wu, X. *et al.* Robust $d_{x^2-y^2}$ -wave superconductivity of infinite-layer nickelates. *Phys. Rev. B* **101**, 060504 (2020).
- [22] Nomura, Y. *et al.* Formation of a two-dimensional single-component correlated electron system and band engineering in the nickelate superconductor NdNiO_2 . *Phys. Rev. B* **100**, 205138 (2019).
- [23] Gao, J., Wang, Z., Fang, C. & Weng, H. Electronic structures and topological properties in nickelates $\text{Ln}_{n+1}\text{Ni}_n\text{O}_{2n+2}$. *arXiv:1909.04657* (2019).
- [24] Ryee, S., Yoon, H., Kim, T. J., Jeong, M. Y. & Han, M. J. Induced magnetic two-dimensionality by hole doping in the superconducting infinite-layer nickelate $\text{Nd}_{1-x}\text{Sr}_x\text{NiO}_2$. *Phys. Rev. B* **101**, 064513 (2020).
- [25] Zhang, H. *et al.* Effective hamiltonian for nickelate oxides $\text{Nd}_{1-x}\text{Sr}_x\text{NiO}_2$. *Phys. Rev. Research* **2**, 013214 (2020).
- [26] Lechermann, F. Late transition metal oxides with infinite-layer structure: Nickelates versus cuprates. *Phys. Rev. B* **101**, 081110 (2020).
- [27] Zhang, G.-M., Yang, Y.-f. & Zhang, F.-C. Self-doped mott insulator for parent compounds of nickelate superconductors. *Phys. Rev. B* **101**, 020501 (2020).
- [28] Zhang, Y.-H. & Vishwanath, A. Kondo resonance and d -wave superconductivity in the $t - J$ model with spin one holes: possible applications to the nickelate superconductor $\text{Nd}_{1-x}\text{Sr}_x\text{NiO}_2$. *arXiv:1909.12865* (2019).

- [29] Jiang, P., Si, L., Liao, Z. & Zhong, Z. Electronic structure of rare-earth infinite-layer $R\text{NiO}_2$ ($R = \text{La}, \text{Nd}$). *Phys. Rev. B* **100**, 201106 (2019).
- [30] Hirayama, M., Tadano, T., Nomura, Y. & Arita, R. Materials design of dynamically stable d^9 layered nickelates. *Phys. Rev. B* **101**, 075107 (2020).
- [31] Zhou, T., Gao, Y. & Wang, Z. D. Spin excitations in nickelate superconductors. *arXiv:1910.05757* (2019).
- [32] Werner, P. & Hoshino, S. Nickelate superconductors: Multiorbital nature and spin freezing. *Phys. Rev. B* **101**, 041104 (2020).
- [33] Hu, L.-H. & Wu, C. Two-band model for magnetism and superconductivity in nickelates. *Phys. Rev. Research* **1**, 032046 (2019).
- [34] Hohenberg, P. & Kohn, W. Inhomogeneous electron gas. *Phys. Rev.* **136**, B864–B871 (1964).
- [35] Kohn, W. & Sham, L. J. Self-consistent equations including exchange and correlation effects. *Phys. Rev.* **140**, A1133–A1138 (1965).
- [36] Georges, A., Kotliar, G., Krauth, W. & Rozenberg, M. J. Dynamical mean-field theory of strongly correlated fermion systems and the limit of infinite dimensions. *Rev. Mod. Phys.* **68**, 13–125 (1996).
- [37] Kotliar, G. *et al.* Electronic structure calculations with dynamical mean-field theory. *Rev. Mod. Phys.* **78**, 865–951 (2006).
- [38] Kondo, J. Resistance minimum in dilute magnetic alloys. *Prog. Theor. Phys.* **32**, 37–49 (1964).
- [39] Wilson, K. G. The renormalization group and critical phenomena. *Rev. Mod. Phys.* **55**, 583–600 (1983).
- [40] Sawatzky, G. A. Superconductivity seen in a non-magnetic nickel oxide. *Nature* **572**, 592–593 (2019).
- [41] Hirayama, M., Matsuishi, S., Hosono, H. & Murakami, S. Electrified as a new platform of topological materials. *Phys. Rev. X* **8**, 031067 (2018).
- [42] Matsuishi, S. *et al.* High-density electron anions in a nanoporous single crystal: $[\text{Ca}_2\text{4Al}_2\text{8O}_6\text{4}]^{4+(4e^-)}$. *Science* **301**, 626–629 (2003).
- [43] Sakuma, R. & Aryasetiawan, F. First-principles calculations of dynamical screened interactions for the transition metal oxides MO ($M = \text{Mn}, \text{Fe}, \text{Co}, \text{Ni}$). *Phys. Rev. B* **87**, 165118 (2013).

- [44] Hayward, M. & Rosseinsky, M. Synthesis of the infinite layer Ni (I) phase NdNiO_{2+x} by low temperature reduction of NdNiO_3 with sodium hydride. *Solid State Sci.* **5**, 839–850 (2003).
- [45] Tokura, Y. *et al.* Cu-o network dependence of optical charge-transfer gaps and spin-pair excitations in single- CuO_2 -layer compounds. *Phys. Rev. B* **41**, 11657–11660 (1990).
- [46] Comanac, A., De’Medici, L., Capone, M. & Millis, A. Optical conductivity and the correlation strength of high-temperature copper-oxide superconductors. *Nat. Phys.* **4**, 287–290 (2008).
- [47] de’ Medici, L., Wang, X., Capone, M. & Millis, A. J. Correlation strength, gaps, and particle-hole asymmetry in high- T_c cuprates: A dynamical mean field study of the three-band copper-oxide model. *Phys. Rev. B* **80**, 054501 (2009).
- [48] C., W., Haule, K. & Kotliar, G. Strength of correlations in electron- and hole-doped cuprates. *Nat. Phys.* **6**, 574–578 (2010).
- [49] Bulla, R., Costi, T. A. & Pruschke, T. Numerical renormalization group method for quantum impurity systems. *Rev. Mod. Phys.* **80**, 395–450 (2008).
- [50] Held, K., Huscroft, C., Scalettar, R. T. & McMahan, A. K. Similarities between the Hubbard and periodic anderson models at finite temperatures. *Phys. Rev. Lett.* **85**, 373–376 (2000).
- [51] Sarasua, L. & Continentino, M. A. Superconductivity in the periodic Anderson model with anisotropic hybridization. *Physica C* **384**, 41–46 (2003).
- [52] Dresselhauss, M., Dresselhauss, G. & Jorio, A. *Group theory: Application to the physics of condensed matter* (Springer-Verlag Berlin Heidelberg, 2007).
- [53] Zheng, B.-X. *et al.* Stripe order in the underdoped region of the two-dimensional Hubbard model. *Science* **358**, 1155–1160 (2017).
- [54] Gull, E., Parcollet, O. & Millis, A. J. Superconductivity and the pseudogap in the two-dimensional Hubbard model. *Phys. Rev. Lett.* **110**, 216405 (2013).
- [55] Maier, T. A., Jarrell, M., Schulthess, T. C., Kent, P. R. C. & White, J. B. Systematic study of d -wave superconductivity in the 2d repulsive Hubbard model. *Phys. Rev. Lett.* **95**, 237001 (2005).
- [56] Halboth, C. J. & Metzner, W. d -wave superconductivity and pomeranchuk instability in the two-dimensional Hubbard model. *Phys. Rev. Lett.* **85**, 5162–5165 (2000).
- [57] Kitatani, M. *et al.* Nickelate superconductors - a renaissance of the one-band Hubbard model. *arXiv:2002.12230* (2020).

- [58] Karp, J. *et al.* Many-body electronic structure of NdNiO₂ and CaCuO₂. *arXiv:2001.06441* (2020).
- [59] Marzari, N., Mostofi, A. A., Yates, J. R., Souza, I. & Vanderbilt, D. Maximally localized Wannier functions: Theory and applications. *Rev. Mod. Phys.* **84**, 1419–1475 (2012).
- [60] Kresse, G. & Furthmüller, J. Efficient iterative schemes for ab initio total-energy calculations using a plane-wave basis set. *Phys. Rev. B* **54**, 11169–11186 (1996).
- [61] Kresse, G. & Joubert, D. From ultrasoft pseudopotentials to the projector augmented-wave method. *Phys. Rev. B* **59**, 1758–1775 (1999).
- [62] Perdew, J. P., Burke, K. & Ernzerhof, M. Generalized gradient approximation made simple. *Phys. Rev. Lett.* **77**, 3865–3868 (1996).
- [63] Mostofi, A. A. *et al.* wannier90: A tool for obtaining maximally-localised wannier functions. *Comput. Phys. Commun.* **178**, 685–699 (2008).
- [64] Werner, P., Comanac, A., De’ Medici, L., Troyer, M. & Millis, A. J. Continuous-time solver for quantum impurity models. *Phys. Rev. Lett.* **97**, 076405 (2006).
- [65] Gull, E. *et al.* Continuous-time Monte Carlo methods for quantum impurity models. *Rev. Mod. Phys.* **83**, 349–404 (2011).
- [66] Haule, K. Quantum Monte Carlo impurity solver for cluster dynamical mean-field theory and electronic structure calculations with adjustable cluster base. *Phys. Rev. B* **75**, 155113 (2007).
- [67] Silver, R. N., Sivia, D. S. & Gubernatis, J. E. Maximum-entropy method for analytic continuation of quantum Monte Carlo data. *Phys. Rev. B* **41**, 2380–2389 (1990).
- [68] Czyżyk, M. T. & Sawatzky, G. A. Local-density functional and on-site correlations: The electronic structure of La₂CuO₄ and LaCuO₃. *Phys. Rev. B* **49**, 14211–14228 (1994).
- [69] Park, H., Millis, A. J. & Marianetti, C. A. Computing total energies in complex materials using charge self-consistent DFT + DMFT. *Phys. Rev. B* **90**, 235103 (2014).

Acknowledgements

We thank Danfeng Li, Jean-Marc Triscone, Andrew Millis, Dong Luan and Qiang Zhang for useful discussions. H. Chen is supported by the National Natural Science Foundation of China under project number 11774236 and NYU University Research Challenge Fund. Y. Gu and J. Hu are supported by the Ministry of Science and Technology of China 973 program (Grant No. 2015CB921300, No. 2017YFA0303100, No. 2017YFA0302900), National Science Foundation of China (Grant No. NSFC-11334012), the Strategic Priority Research Program of CAS (Grant No. XDB07000000) and High-performance Computing Platform of Peking University. Computational resources are provided by High-performance Computing Platform of Peking University, NYU High-performance computing at New York, Abu Dhabi and Shanghai campuses.

Author contributions

H.C. conceived the project. Y.G. and H.C. performed the calculations. S.Z. and X.W. analyzed data. J. H. participated in the discussion. H.C. and Y.G. wrote the manuscript. All the authors commented on the paper.

Supplementary information accompanies the paper on the *Communications Physics* website (DOI).

Competing interests: The authors declare no competing interests.

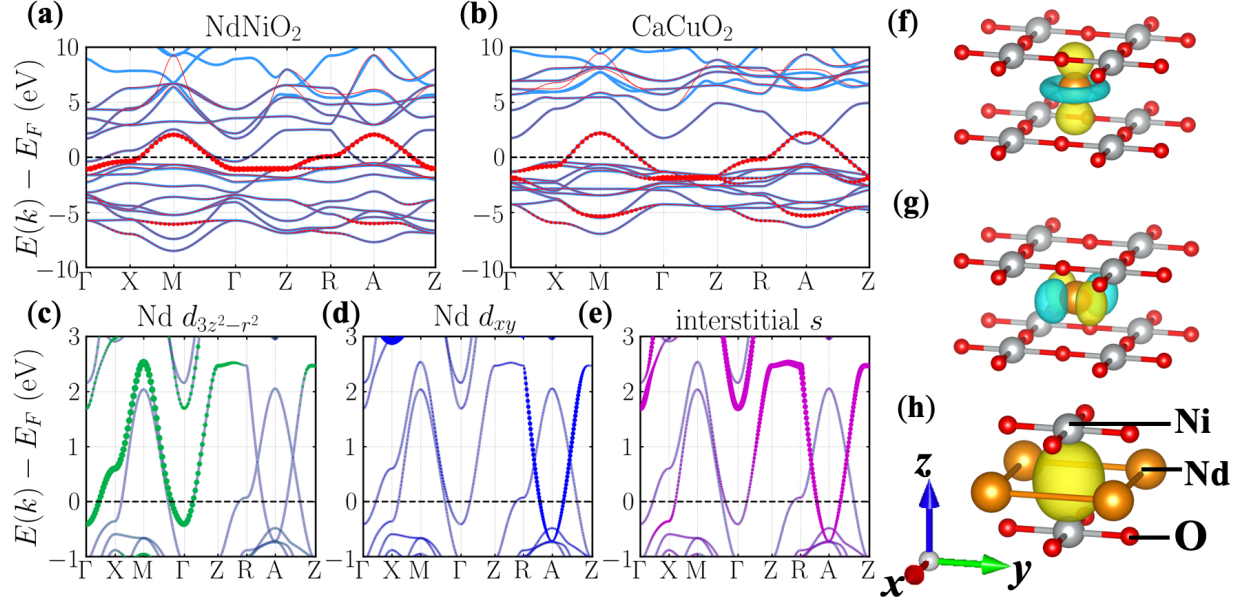


FIG. 1. **Non-spin-polarized band structures calculated by density functional theory (DFT) and Wannier fitting:** (a-b) DFT-calculated band structures and 17 Wannier functions fitting of NdNiO₂ (a) and CaCuO₂ (b). The thick blue lines are DFT-calculated bands and the red thin lines are bands reproduced by the Wannier functions. The red dots show the Wannier projection onto Ni- $d_{x^2-y^2}$ and Cu- $d_{x^2-y^2}$ orbitals, respectively. (c-e) Band structures reproduced by Wannier functions in an energy window close to the Fermi level. The dots show the weights of Wannier projections onto Nd- $d_{3z^2-r^2}$ orbital (c), Nd- d_{xy} orbital (d) and interstitial- s orbital (e). The coordinates of the high-symmetry points on the \mathbf{k} -path are $\Gamma(0,0,0)$ - $X(0.5,0,0)$ - $M(0.5,0.5,0)$ - $\Gamma(0,0,0)$ - $Z(0,0,0.5)$ - $R(0.5,0,0.5)$ - $A(0.5,0.5,0.5)$ - $Z(0,0,0.5)$. The Fermi level E_F (black dashed line) is shifted to zero energy. (f-h) An iso-value surface of the Wannier functions of Nd- $d_{3z^2-r^2}$ orbital (f), Nd- d_{xy} orbital (g) and interstitial- s orbital (h). The large orange atom is Nd, the gray atom is Ni and the small red atom is O.

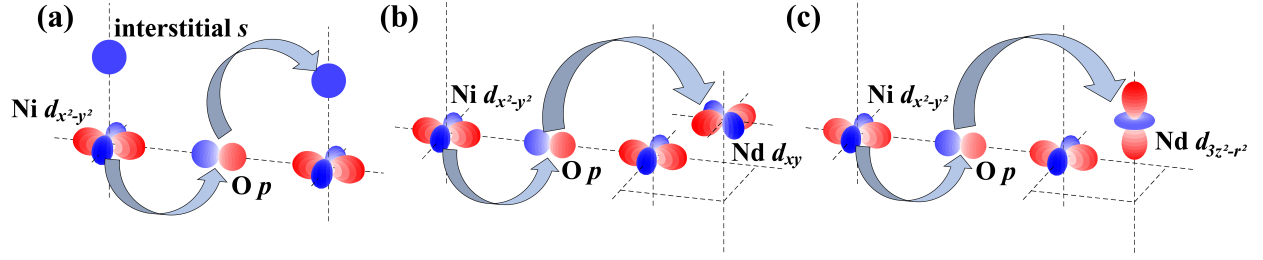


FIG. 2. **Hybridization in NdNiO₂**: inter-cell hopping from Ni- $d_{x^2-y^2}$ to interstitial- s orbital (a), to Nd- d_{xy} orbital (b) and to Nd- $d_{3z^2-r^2}$ orbital (c) via one O- p orbital.

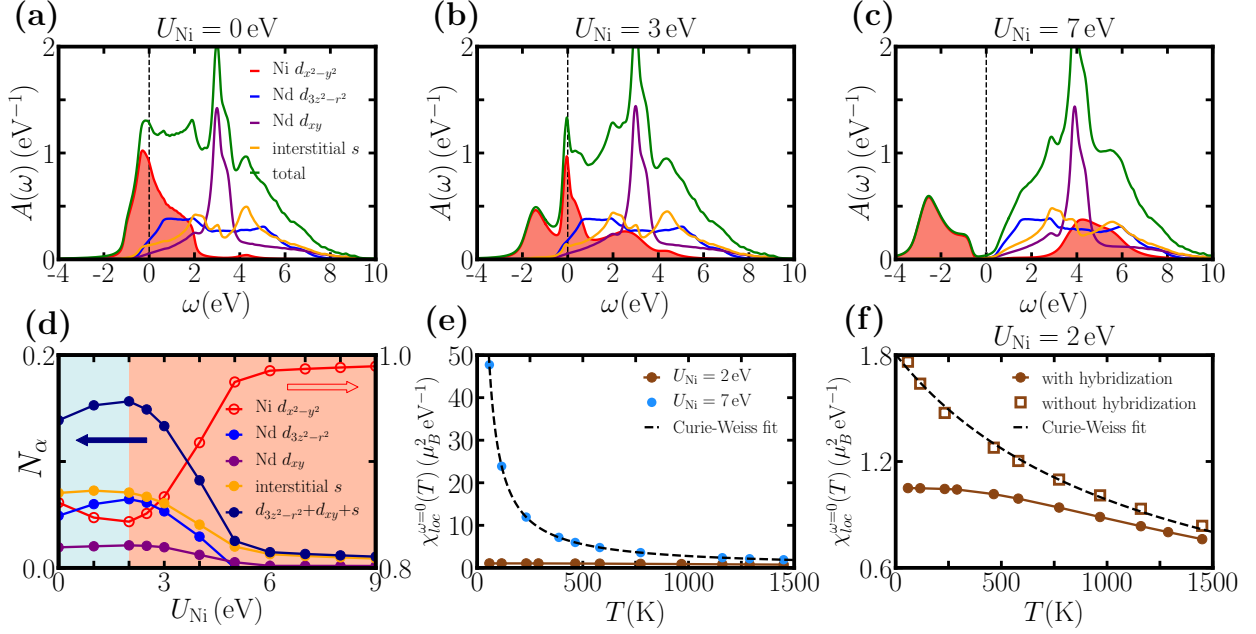


FIG. 3. **Spectral function, orbital occupancy and local spin susceptibility of NdNiO₂ in the paramagnetic state:** (a-c) Spectral function of the 4-orbital interacting model Eq. (2) calculated by density functional theory plus dynamical mean field theory (DFT+DMFT) method in the paramagnetic state at $T = 116$ K with $U_{\text{Ni}} = 0$ eV (a), $U_{\text{Ni}} = 3$ eV (b) and $U_{\text{Ni}} = 7$ eV (c). U_{Ni} is the Hubbard U on each Ni atom. $A(\omega)$ is the frequency-dependent spectral function and ω represents the frequency. The Fermi level (black dashed line) is shifted to zero energy. The red, blue, magenta, yellow and green curves are Ni- $d_{x^2-y^2}$ projected spectral function, Nd- $d_{3z^2-r^2}$ projected spectral function, Nd- d_{xy} projected spectral function, interstitial- s projected spectral function and total spectral function, respectively. The Ni- $d_{x^2-y^2}$ projected spectral function is highlighted by red shades. (d) Wannier function occupancy N_α as a function of U_{Ni} . Left axis is the occupancy of Nd- $d_{3z^2-r^2}$ (blue solid symbols), Nd- d_{xy} (magenta solid symbols), interstitial- s (yellow solid symbols) and their sum (dark blue solid symbols). Right axis is the occupancy of Ni- $d_{x^2-y^2}$ (red open symbols). The light blue and light red shades show the range of U_{Ni} in which the total occupancy of hybridization states increases and decreases, respectively. (e-f) Local spin susceptibility $\chi_{\text{loc}}^{\omega=0}(T)$ of Ni- $d_{x^2-y^2}$ orbital as a function of temperature T . (e) The blue symbols are calculated using $U_{\text{Ni}} = 7$ eV. The brown symbols are calculated using $U_{\text{Ni}} = 2$ eV. The black dashed line is a Curie-Weiss fitting. (f) The solid symbols are the same as (e) in which the hybridization between itinerant electrons and Ni- $d_{x^2-y^2}$ orbital is “turned on”. The open symbols are the local spin susceptibility $\chi_{\text{loc}}^{\omega=0}(T)$ recalculated at $U_{\text{Ni}} = 2$ eV with the hybridization “turned off”. The black dashed line is a Curie-Weiss fitting.

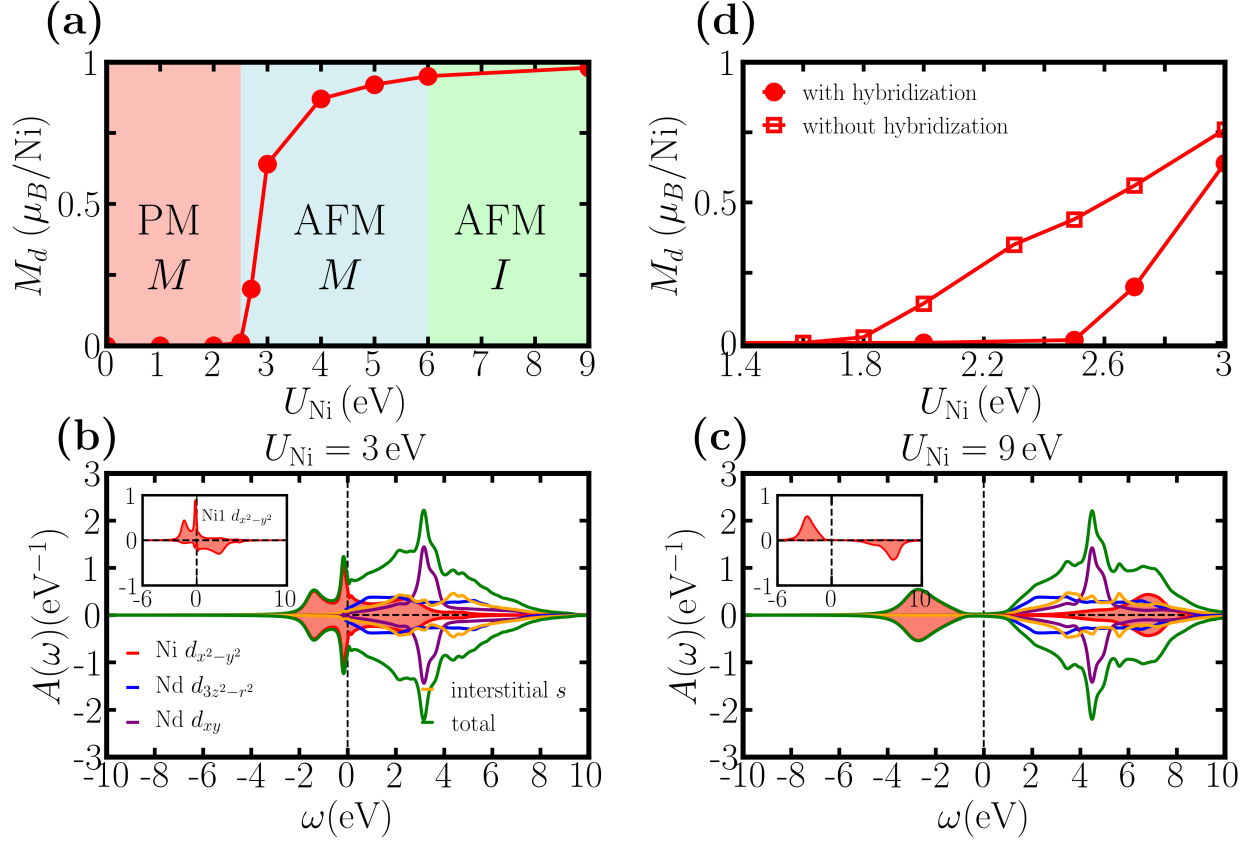


FIG. 4. **Phase diagram and antiferromagnetic spectral function of NdNiO₂**: (a) Phase diagram of NdNiO₂, calculated by using density functional theory plus dynamical mean field theory (DFT+DMFT) method based on the 4-orbital interacting model Eq. (2). M_d is the local moment on each Ni atom and U_{Ni} is the Hubbard U on each Ni atom. ‘PM’ means paramagnetic state; ‘AFM’ means checkerboard antiferromagnetic state; italic ‘ M ’ means ‘metallic’; italic ‘ I ’ means ‘insulating’. (b) Spectral function of the 4-orbital interacting model Eq. (2) in the antiferromagnetic state with $U_{\text{Ni}} = 3$ eV. $A(\omega)$ is the frequency-dependent spectral function and ω represents the frequency. The states above (below) zero correspond to spin up (down). The Fermi level (vertical dashed line) is set at zero energy. The red, blue, magenta, yellow and green curves represent Ni- $d_{x^2-y^2}$ projected spectral function, Nd- $d_{3z^2-r^2}$ projected spectral function, Nd- d_{xy} projected spectral function, interstitial- s projected spectral function and total spectral function, respectively. The inset shows the spectral function of a *single* Ni atom projected onto its $d_{x^2-y^2}$ orbital. (c) Same as (b) with $U_{\text{Ni}} = 9$ eV. (d) The solid symbols are the same as (a). The open symbols are local moment on each Ni atom recalculated with the hybridization “turned off”.

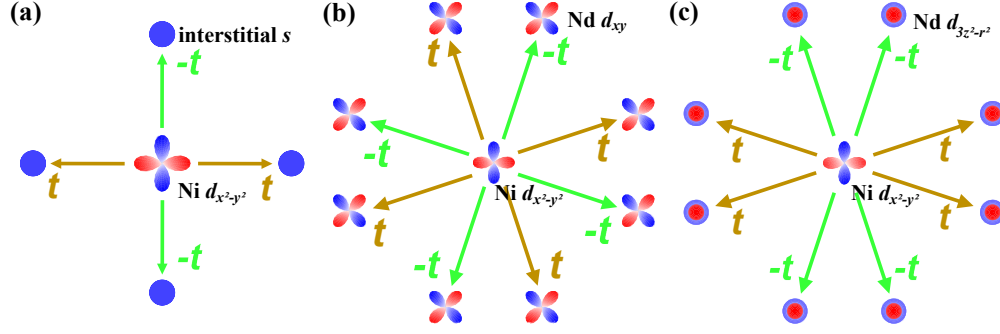


FIG. 5. **Symmetry of hybridization in NdNiO₂**: intercell hopping from Ni- $d_{x^2-y^2}$ orbital to interstitial- s orbital (a), to Nd- d_{xy} orbital (b) and to Nd- $d_{3z^2-r^2}$ orbital (c). All the hoppings here are between second nearest neighbors. Brown and green arrows represent positive and negative hoppings, respectively. Note this is a top view. Nd spacer layer and NiO₂ layer are not in the same plane.

TABLE I. **Hopping and energy difference between different orbitals of NdNiO₂**: the hopping t and energy difference Δ between the five relevant orbitals of NdNiO₂ shown in Fig. 2: $d_{x^2-y^2}$ is the Ni- $d_{x^2-y^2}$ orbital; p is the O- p orbital; $d_{3z^2-r^2}$ is the Nd- $d_{3z^2-r^2}$ orbital; d_{xy} is the Nd- d_{xy} orbital; s is the interstitial- s orbital. The hopping and energy difference are obtained from 17 Wannier functions fitting. The unit is eV.

| | | | |
|-------------------------|---------------|--------------------|--------------------------|
| $t_{pd_{x^2-y^2}}$ | t_{ps} | $t_{pd_{xy}}$ | $t_{pd_{3z^2-r^2}}$ |
| 1.31 | -0.67 | -0.06 | -0.03 |
| $\Delta_{d_{x^2-y^2}p}$ | Δ_{sp} | $\Delta_{d_{xy}p}$ | $\Delta_{d_{3z^2-r^2}p}$ |
| 3.98 | 6.74 | 7.64 | 7.53 |