

Solitary states in adaptive nonlocal oscillator networks

Rico Berner^{1,2,a}, Alicja Polanska^{1,3}, Eckehard Schöll¹, and Serhiy Yanchuk²

¹ Institute of Theoretical Physics, TU Berlin, Germany

² Institute of Mathematics, TU Berlin, Germany

³ Department of Physics, Imperial College, London, United Kingdom

Abstract. In this article, we analyze a nonlocal ring network of adaptively coupled phase oscillators. We observe a variety of frequency-synchronized states such as phase-locked, multicluster and solitary states. For an important subclass of the phase-locked solutions, the rotating waves, we provide a rigorous stability analysis. This analysis shows a strong dependence of their stability on the coupling structure and the wavenumber which is a remarkable difference to an all-to-all coupled network. Despite the fact that solitary states have been observed in a plethora of dynamical systems, the mechanisms behind their emergence were largely unaddressed in the literature. Here, we show how solitary states emerge due to the adaptive feature of the network and classify several bifurcation scenarios in which these states are created and stabilized.

1 Introduction

Adaptive networks appear in many real-world applications. One of the main motivations for studying such networks comes from the field of neuroscience where the weights of the synaptic coupling can adapt depending on the activity of the neurons that are involved in the coupling [1,2]. For instance, the coupling weights can change in response to the relative timings of neuronal spiking as it is the case for spike-timing dependent plasticity [3,4,5,6,7]. Apart from neuroscience, there are many examples of adaptive networks in chemical [8], social [9], and other systems.

In this paper we consider a model combining both adaptivity and a complex coupling structure. We restrict our analysis to one specific coupling structure, a nonlocally coupled ring, on which the coupling weights are adapted depending on the dynamics of the network. The nonlocal ring networks, where each node is coupled to all nodes within a certain coupling range, are known to be important systems appearing in many applied problems and theoretical studies [10,11,12,13,14,15,16,17,18,19,20,21,22]. For instance, they are important motifs in neural networks [23,24,25].

More specifically, we study rings of nonlocally coupled oscillators based on the Kuramoto-Sakaguchi model [26,27] with an additional adaptation dynamics of the

^a e-mail: rico.berner@physik.tu-berlin.de

coupling weights. For an all-to-all coupling topology similar models have been recently studied [28, 29, 30, 31, 32, 33, 34, 35, 36, 37], but very little is known about the dynamics of these systems if the base topology is more complex [38]. On globally coupled networks adaptive Kuramoto-Sakaguchi type models have been shown to exhibit diverse complex dynamical behavior. In particular, stable multi-frequency clusters emerge in this system, when the oscillators split into groups of strongly coupled oscillators with the same average frequency. Such a phenomenon does not occur in the classical Kuramoto or Kuramoto-Sakaguchi system. The clusters are shown to possess a hierarchical structure, i.e., their sizes are significantly different [34, 36]. Such a structure leads to significantly different frequencies of the clusters and, as a result, to their uncoupling. This phenomenon is also reported for adaptive networks of Morris-Lecar, Hindmarsh-Rose, and Hodgkin-Huxley neurons with either spike-timing-dependent plasticity or Hebbian learning rule [39, 40, 41]. The role of hierarchy and modularity in brain networks has recently been discussed for real brain networks, as well [42, 43, 44, 45, 46, 47].

A particular case of hierarchical multicluster states are solitary states for which only one single element behaves differently compared with the behavior of the background group, i.e., the neighboring elements. These states have been found in diverse dynamical systems such as generalized Kuramoto-Sakaguchi models [48, 49, 50, 51], the Kuramoto model with inertia [52, 53, 54], the Stuart-Landau model [55], the FitzHugh-Nagumo model [56, 57], systems of excitable units [58] as well as Lozi maps [59] and even experimental setups of coupled pendula [60]. Solitary states are considered as important states in the transition from coherent to incoherent dynamics [52, 61, 62]. Despite their appearance in many well-studied models, the mechanisms of their emergence are less understood. Until now, only a few works could shed some light on the details behind their formation [48, 53, 63, 50].

In this article, we analyze the emergence of solitary states in the presence of plastic coupling weights and unveil the bifurcation scenarios in which solitary states are formed and (de)stabilized. For this, in Sec. 2, we introduce the model and coherence measures which will be used throughout the article. Numerical results and a rigorous definition for multi-frequency cluster and solitary states on complex networks are presented in Sec. 3. In Sec. 4 we provide a more detailed analysis of one-cluster states. Here, relations between local and global properties are derived. The salient role of rotating-wave clusters are underlined and the crucial dependence of their stability on the coupling range and the wavenumber are rigorously described. Some of the proofs are presented in the App. A and B. After this, we focus on the analysis of solitary states in Sec. 5. A reduced model for two-clusters is derived and a variety of bifurcations in which solitary states are born and stabilized are presented. Section 7 summarizes our findings.

2 Model

We study the system of N adaptively coupled identical phase oscillators [29, 30, 33, 34, 36, 37]

$$\frac{d\phi_i}{dt} = 1 - \frac{1}{\sum_{j=1}^N a_{ij}} \sum_{j=1}^N a_{ij} \kappa_{ij} \sin(\phi_i - \phi_j + \alpha) \quad (1)$$

$$\frac{d\kappa_{ij}}{dt} = -\epsilon (\kappa_{ij} + \sin(\phi_i - \phi_j + \beta)) \quad (2)$$

where $i, j = 1, \dots, N$, $\phi_i \in S^1$ are the phases of the oscillators, $a_{ij} \in \{0, 1\}$ are the entries of the adjacency matrix A determining the base topology, $\kappa_{ij} \in [-1, 1]$ are

slowly changing adaptive coupling strengths, $0 < \epsilon \ll 1$ is the rate of the adaptation, and α, β are coupling and adaptation phase lags. Note that the natural oscillation frequency has been normalized to 1 by the rotating coordinate frame.

The base topology A determines the structure of the network, on which the adaptation takes place. Equation (2) for the adaptation is used only for “active” weights κ_{ij} corresponding to $a_{ij} = 1$. Similarly, the sum in (1) goes over these links. Here we consider the topology of a nonlocally coupled ring given by

$$a_{ij} = \begin{cases} 1 & \text{for } 0 < (i - j) \bmod N \leq P, \\ 0 & \text{otherwise.} \end{cases} \quad (3)$$

This means that any two oscillators are coupled if their indices i and j are separated at most by the coupling radius P . The coupling Eq. (3) defines a nonlocal ring structure with coupling range P to each side and two special limiting cases: local ring for $P = 1$ and globally coupled network for $P = N/2$ (if N is even, else $P = (N + 1)/2$). The matrix of the form (3) is circulant [64] and has constant row sum, i.e., $\sum_{j=1}^N a_{ij} = 2P$ for all $i = 1, \dots, N$.

Let us mention important properties of the model (1)–(2). The small parameter ϵ separates the time scales of the slowly adapting coupling weights from the fast moving phase oscillators. Further, the coupling weights are confined to the interval $-1 \leq \kappa_{ij} \leq 1$ due to the fact that $d\kappa_{ij}/dt \leq 0$ for $\kappa_{ij} = 1$ and $d\kappa_{ij}/dt \geq 0$ for $\kappa_{ij} = -1$, see Ref. [34]. Due to the invariance of system (1)–(2) with respect to the shift $\phi_i \mapsto \phi_i + \psi$ for all $i = 1, \dots, N$ and $\psi \in [0, 2\pi)$, the natural frequency of each oscillator can be set to any value, which we choose to be zero. Finally due to the following symmetries with respect to parameters α and β :

$$\begin{aligned} (\alpha, \beta, \phi_i, \kappa_{ij}) &\mapsto (-\alpha, \pi - \beta, -\phi_i, \kappa_{ij}), \\ (\alpha, \beta, \phi_i, \kappa_{ij}) &\mapsto (\alpha + \pi, \beta + \pi, \phi_i, -\kappa_{ij}), \end{aligned}$$

the analysis can be restricted to the parameter regions $\alpha \in [0, \pi/2)$ and $\beta \in [-\pi, \pi)$.

Two measures of coherence will be used in the paper: first, the n th moment of the i th ($i = 1, \dots, N$) complex local order parameter as given by

$$Z_i^{(n)}(\phi) := \frac{1}{2P} \sum_{j=1}^N a_{ij} e^{in\phi_j} = R_i^{(n)}(\phi) e^{i\vartheta_i^{(n)}(\phi)} \quad (4)$$

where $\phi = (\phi_1, \dots, \phi_N)^T$, $R_i^{(n)}(\phi)$ is the n th local order parameter and $\vartheta_i^{(n)}(\phi)$ the n th local mean-phase; second, the complex (global) order parameter

$$Z^{(n)}(\phi) := \frac{1}{N} \sum_{j=1}^N e^{in\phi_j} = R^{(n)}(\phi) e^{i\vartheta^{(n)}(\phi)} \quad (5)$$

where $R^{(n)}(\phi)$ is the n th (global) order parameter and $\vartheta^{(n)}(\phi)$ the n th (global) mean-phase. Both measures are used throughout the article to characterize asymptotic states of (1)–(2).

3 Numerical observations: one-cluster, multiclusters, and solitary states

This section is devoted to the numerical analysis of system (1)–(2) and the description of several dynamical states which occur for this system. More specifically, we report

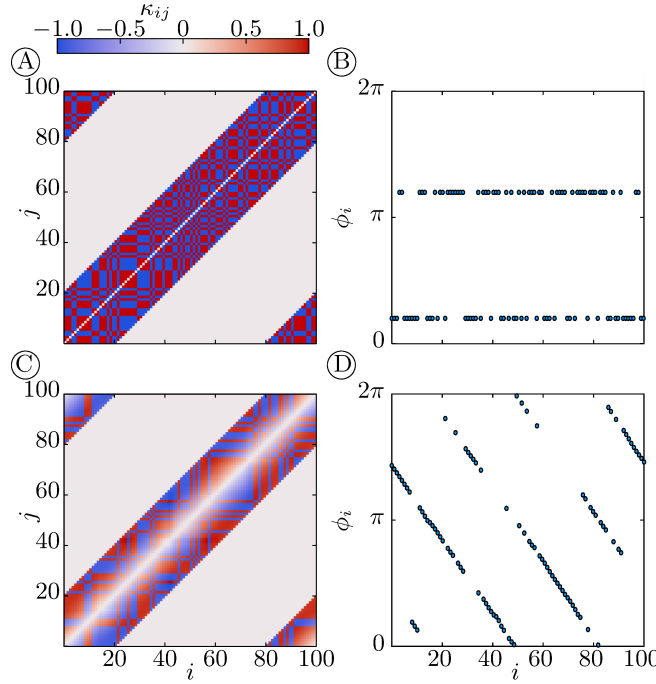


Fig. 1: Illustration for two types of one-cluster states. The panels (A,C) show the asymptotic coupling matrices and (B,D) snapshots of the phases at a fixed time. Results for the one-cluster states of antipodal type are presented in (A,B) where $\alpha = 0.19\pi$, $\beta = -0.66\pi$ and of splay type in (C,D) where $\alpha = 0.35\pi$, $\beta = 0.01\pi$. Parameters: $N = 100$, $P = 20$, $\epsilon = 0.01$.

one-cluster, multi-cluster, and solitary states. While this section describes the states in a phenomenological fashion, more rigorous results are presented in the subsequent sections 4–5.

Note that the observed one-cluster and multicluster states are similar to those reported in [36,37] for the all-to-all coupling base topology. However, there are important differences due to the ring structure of our system, which will be discussed in detail.

For the numerical simulations in this section a system of $N = 100$ oscillators with coupling range $P = 20$ is studied. The value of ϵ is set to 0.01 and the system parameter α and β are varied in the ranges $[0, \pi/2]$ and $[-\pi, \pi]$, respectively. All results are obtained starting from uniformly distributed random initial conditions and a simulation time of $t = 20000$. Several types of synchronization patterns are found in the numerical simulations, depending on the values of α and β .

3.1 One-cluster states

A one-cluster is defined as a frequency synchronized state with

$$\phi_i = \Omega t + \chi_i, \quad i = 1, \dots, N$$

with a collective frequency $\Omega \in \mathbb{R}$ and individual phase shifts $\chi_i \in [0, 2\pi)$ [36,37]. The two types of one-cluster states found in the numerical simulations are either of

antipodal or *splay type* whose asymptotic configurations are displayed in Fig. 1(A,B) and Fig. 1(C,D), respectively. The antipodal and splay-type clusters have been introduced previously in [36]. In the antipodal cluster, all phases ϕ_i are either in-phase or in anti-phase, i.e., $\chi_i \in \{\chi, \chi + \pi\}$ with $\chi \in [0, 2\pi)$ and hence $R^{(2)}(\phi) = 1$. In the splay cluster the phases are distributed across the interval $[0, 2\pi)$ such that the global second order parameter, as defined in equation (5), vanishes, i.e., $R^{(2)}(\phi) = 0$. In Fig. 1(A,C) the coupling structures corresponding to the two types of one-clusters are displayed. Note that the coupling weights are solely described by the phase differences of the oscillators and are given by

$$\kappa_{ij} = -\sin(\chi_i - \chi_j + \beta).$$

The one-cluster states, which exist in our ring case and the all-to-all base topology case from [36,37] have the same representation except for the fact that some of the coupling weights are absent in the case of the ring, see empty entries in Fig. 1(A,C).

3.2 Multiclustler states

As described in [36,37], one-clusters can serve as building blocks for multi-frequency clustered states where the phase dynamics and the coupling matrix κ are divided into different groups; $\kappa_{ij,\mu\nu}$ refers to the coupling weight for the connection from the i th oscillator of the μ th cluster to the j th oscillator of the ν th cluster. Analogously, $\phi_{i,\mu}$ denotes the i th phase oscillator in the μ th cluster. The temporal behavior for each oscillator in an M -cluster state takes the form

$$\phi_{i,\mu}(t) = \Omega_\mu t + \chi_{i,\mu} + s_{i,\mu}(t) \quad \begin{array}{l} \mu = 1, \dots, M \\ i = 1, \dots, N_\mu \end{array} \quad (6)$$

where M is the number of clusters, N_μ is the number of oscillators in the μ th cluster, $\chi_{i,\mu} \in [0, 2\pi)$ are phase lags, and $\Omega_\mu \in \mathbb{R}$ is the collective frequency of the oscillators in the μ th cluster. The functions $s_{i,\mu}(t)$ are assumed to be bounded.

Both types of one-clusters give rise to multi-frequency cluster states, see Fig. 1, similarly to the case of all-to-all base coupling. However, in case of more complex network structures the definition of a frequency-cluster has to be refined to account for the connectedness of the individual building blocks. Therefore, *a multi-frequency-cluster (shortly: multiclustler) consists of groups of frequency synchronized oscillators for which the subnetwork (or subgraph), induced by the individual groups of nodes, is connected*. Here, we say a network is connected if there is directed path from each node to every other node of the network. In case of a directed graph, we require the property of weak connectedness for the induced subgraph for the cluster. For an introduction to the terminology we refer the reader to [65].

Let us illustrate the above definition. Consider a nonlocal ring network of $N = 20$ oscillators with coupling range $P = 4$ as presented in Fig. 2. Suppose that for each node of the network we have a certain average frequency which is indicated by the color. In Fig. 2, we have three different average frequencies denoted by the green, blue, and red colors. The individual clusters are given by the connected subnetworks induced by equally colored nodes. Note that even though the blue nodes have the same average frequency, they are forming two different clusters (I,II) corresponding to two connected components. Note that the induced subnetworks are not necessarily regular even if the base topology is regular, see for instance the red or green subnetworks.

Figure 3 shows two-cluster states of antipodal (Figs. 3(A–C)) and splay type (Figs. 3(D–F)). In both cases, Figs. 3(C,F) show that there are two distinct groups of oscillators with different averaged frequencies (green, red). It is easily verified that

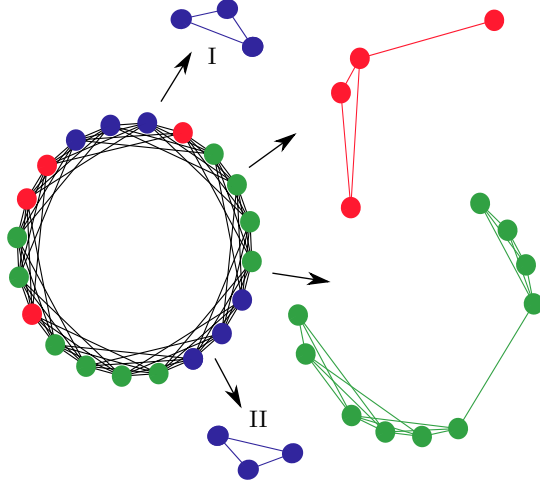


Fig. 2: Schematic figure illustrating the definition of multicluster and subnetworks induced by groups of nodes with the same average frequency. The full network (left) consists of $N = 20$ nodes and has a nonlocal ring structure with $P = 4$. The colors of the nodes indicate their average frequencies. Clusters are shown by the equally colored nodes that form connected sub-networks. Even though the two blue groups I and II possess the same averaged frequencies, they form two different clusters, since they are not connected.

these groups form connected subnetworks and, hence, they form a two-cluster state. Due to the frequency difference between the individual clusters, the groups of oscillators decouple effectively. This can be seen in Figs. 3(A,D) where only oscillators of the same cluster are strongly coupled compared to the coupling between the clusters given by the respective coupling weights $\kappa_{ij,\mu\mu}$ and $\kappa_{ij,\mu\nu} \approx 0$ ($\mu \neq \nu$).

Snapshots of the phase distributions are presented in Figs 3(B,E). Figure 3(B) is showing the phase distribution of an antipodal cluster. In contrast to the case of global coupling [36], the phases do not possess the exact antipodal property anymore. In fact, the scattering of the antipodal phase distribution is caused by the structure of the induced subnetwork which is not regular anymore for the in-degree of each node, i.e., the subnetwork does not have constant row sum, see e.g. Fig. 2. Note that in case of a global base topology, all induced subnetworks are global. The phase snapshot for the splay multicluster is displayed in Fig. 3(E). Here, as in the case with global base structure, the phase distribution possesses the property that $R^{(2)}(\phi) = 0$.

Another, more complex, antipodal five-cluster is presented in Fig. 3(G-I). In Fig. 3(I), we observe three groups, a big one (green) and two smaller ones (red, blue), with different frequencies. Moreover, in accordance with the definition of a frequency cluster and the illustration in Fig. 2, the blue and the red groups possess two connected components (I,II) each. This fact implies the presence of five individual frequency clusters in Fig. 3(G-I). Remarkably, the red clusters I and II as well as the blue clusters I and II are of the same size. This observation is in contrast to the hierarchical structures discovered and analyzed in [34,37]. Hence, in the case of the ring base structure, the evenly sized clusters can appear, which was not possible in the case of global base structure [36,37,34] and identical oscillators.

While several examples for one- and multicluster states have been described above, Fig. 4 shows that these states are observable in a wide range in the (α, β) parameter space. The diagram in Fig. 4 is produced by running simulations of (1)–(2) from

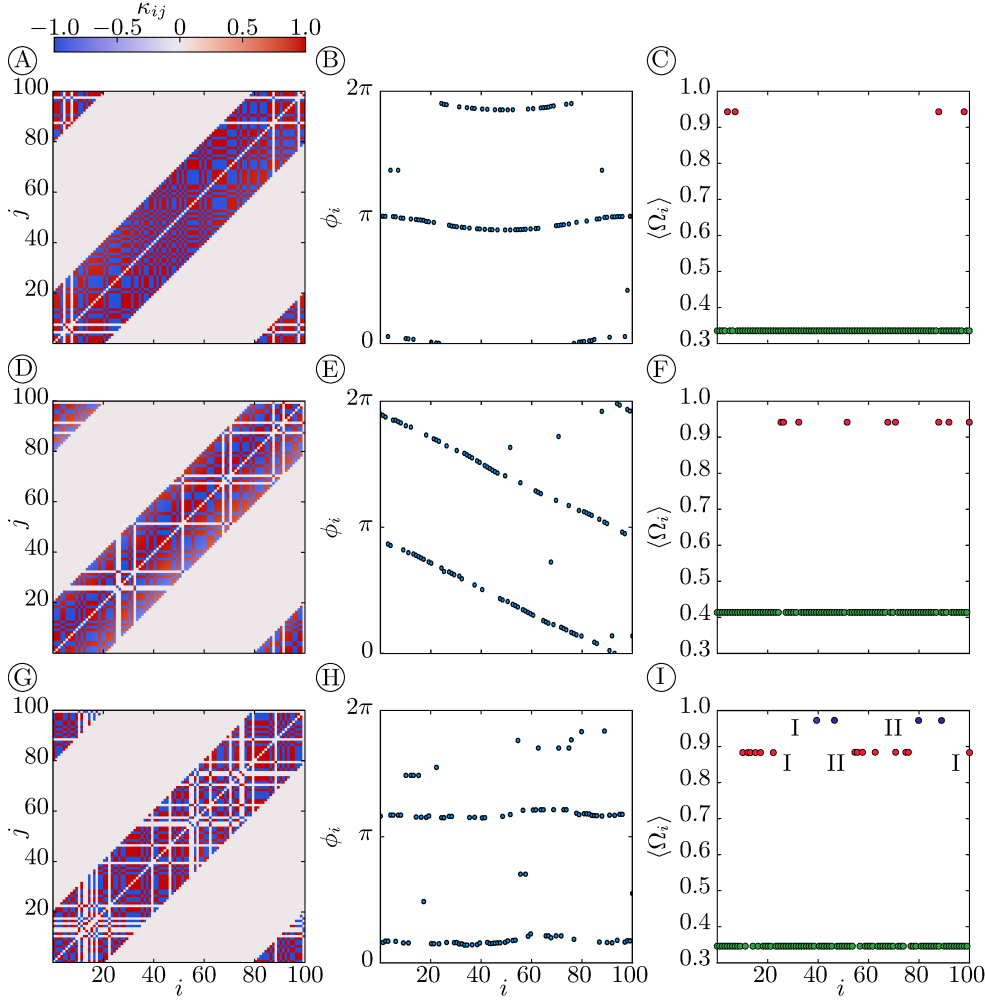


Fig. 3: Illustration of the different types of multicluster states. The panels (A,D,G) show the coupling matrix, (B,E,H) phase snapshots and (C,F,I) average frequencies. (A-C): antipodal two-cluster for $\alpha = 0.23\pi$, $\beta = -0.56\pi$; (D-F): splay two-cluster for $\alpha = 0.19\pi$, $\beta = -0.45\pi$; (G-I): antipodal five-cluster (I, II denote the two connected components of the red and the blue clusters) for $\alpha = 0.3\pi$, $\beta = -0.53\pi$. Parameters: $N = 100$, $P = 20$, $\epsilon = 0.01$.

random initial conditions. In case a one-cluster or multicluster is found, the region is colored or hatched, respectively, in accordance with the legend in Fig. 4. We further used a continuation method in the (α, β) parameter space to show the full extent where the various types of multiclusters can be observed. In section 4.1 and 4.2, we provide a more rigorous description for the existence and stability properties of the one-clusters.

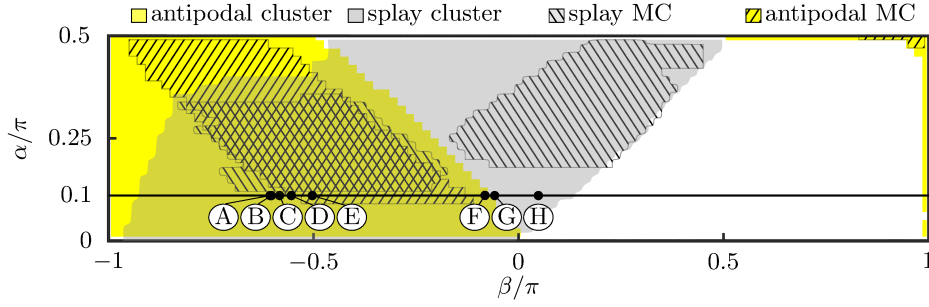


Fig. 4: Map of regimes for one- and multicluster (MC) states of antipodal and splay type in (α, β) parameter space. Parameters: $N = 100$, $P = 20$, $\epsilon = 0.01$. The horizontal black line at $\alpha = 0.1$ shows the location for the parameter β where the emergence of solitary states is analyzed, see Fig. 7 in Sec. 5

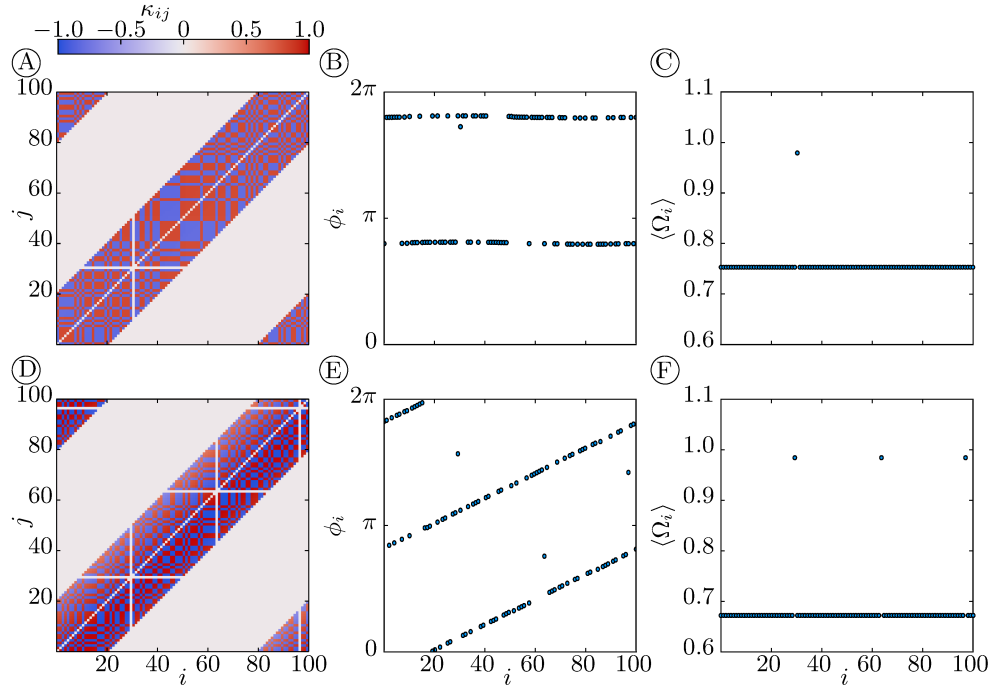


Fig. 5: Illustration of solitary states. The panels (A,D) show coupling matrix, (B,E) phase snapshots, and (C,F) average frequencies. (A-C): single solitary state for $\alpha = 0.1\pi$, $\beta = -0.3\pi$; (D-F): three uncoupled solitary states for $\alpha = 0.15\pi$, $\beta = -0.41\pi$. Parameters: $N = 100$, $P = 20$, $\epsilon = 0.01$.

3.3 Solitary states

For systems with global base coupling, the clusters in the multicluster states were found to be hierarchical in nature, i.e. the clusters varied in size significantly [34, 36, 37]. As we have mentioned above, in the nonlocal base coupling case, multicluster states with one large and many smaller, similar in size, clusters have been observed. Figure 5 shows a particular example of this phenomenon, called solitary states, where

either one single oscillator (upper panels) or three single oscillators (lower panels) decouple from a large cluster. The solitary states are particular examples of multi-clusters with a large group of frequency synchronized oscillators (background cluster) and individual solitary nodes with different frequency, i.e., clusters consisting of only one oscillator. These special kind of states, for which we provide an analysis of their emergence in Sec. 5, are of particular interest as they are found in various dynamical systems [48, 66, 61, 67, 68, 69, 53, 50, 54].

4 Analysis of one-cluster states

4.1 Existence and classification of one-cluster states

In this section we study the antipodal and splay one-cluster states in more details. Due to the S^1 symmetry of system (1)-(2), the following phase-locked solutions appear generically

$$\phi_i(t) = \Omega t + \chi_i, i = 1, \dots, N, \quad (7)$$

where $\chi_i \in [0, 2\pi)$ are fixed phase lags and Ω the cluster frequency. It is clear that such solutions describe a one-cluster state since the frequencies are the same. By substituting (7) into (1)-(2), we obtain

$$\kappa_{ij} = -\sin(\chi_i - \chi_j + \beta), \quad (8)$$

$$\Omega = \frac{1}{2} \cos(\alpha - \beta) - \frac{1}{4P} \sum_{j=i-P}^{i+P} \cos(2\chi_i - 2\chi_j + \alpha + \beta). \quad (9)$$

The equation (9) implies that the one-cluster state exists only if the following expression is independent of the index i

$$\frac{1}{2P} \sum_{j=i-P}^{i+P} \cos(2\chi_i - 2\chi_j + \alpha + \beta) = \Re \left(R_i^{(2)} e^{i(\vartheta_i^{(2)} - 2\chi_i - \alpha - \beta)} \right). \quad (10)$$

Equation (10) allows for the distinction of two types of distributions of the phase-lags for which it is independent of i . We call a cluster of

- (i) *Antipodal type*, if $\chi_i \in \{0, \pi\}$ for all $i = 1, \dots, N$. In this case, the sum in (10) equals $\cos(\alpha + \beta)$, and of
- (ii) *Local splay type*, if $\chi_i \in [0, 2\pi)$ are such that the second order parameter $Z_i^{(2)} = R_i^{(2)}(\chi) e^{i\vartheta_i^{(2)}}$ satisfies

$$R_i^{(2)}(\chi) = R_c^{(2)}(\chi) \quad (11)$$

$$\vartheta_i^{(2)} = 2\chi_i + \chi_0 \quad (12)$$

with $0 \leq R_c^{(2)}(\chi) < 1$ and $\chi_0 \in [0, 2\pi)$ independent on i .

Note that the additional degree of freedom for clusters of local splay type, i.e. $\chi_0 \in [0, 2\pi)$ arbitrary, is due to the S^1 symmetry. The constant χ_0 can be set to 0 without loss of generality. The both types of phase distribution lead to one-cluster states for the system (1)-(2) with frequency

$$\Omega = \begin{cases} \sin \alpha \sin \beta & \text{antipodal type,} \\ \frac{1}{2} \left(\cos(\alpha - \beta) - R_c^{(2)} \cos(\alpha + \beta) \right) & \text{local splay type.} \end{cases} \quad (13)$$

In the context of globally coupled base topologies, antipodal and splay type phase distribution have been extensively discussed [70, 36, 37], where the (global) splay clusters, also called fuzzy clusters [48], are defined by the global condition $Z^{(2)}(\chi) = 0$. Remarkably, if a phase distribution is of the local splay type (as described by (11)-(12)) then it is of splay type as well, see Appendix A for more details. The converse is not true in general. Hence, the class of local splay clusters is "smaller" than the class of global splay clusters. In addition, local splay clusters do not necessarily form families of solutions. According to the definition of local splay cluster, generically N complex algebraic equations have to be solved for N unknown phase-lags χ_i . Therefore, the set of equations for the phase-lags is overdetermined and the set of local splay states might be empty. However, it is not the case due to the symmetries of the system and the base coupling structure. The symmetry of the nonlocal ring structure allows for constructing explicit, symmetric examples for the clusters of local splay type. These are clusters of the rotating-wave type.

(ii') The clusters are of *rotating-wave type*, if $\chi_i = ik\frac{2\pi}{N}$, where $k = 1, \dots, N$ is the wavenumber. In the literature, the notion "splay state" is often restricted to this definition.

Let us show that the rotating wave clusters (ii') are the local splay states (ii). For this we write the phase distribution as $\chi_k = (2\pi k/N, \dots, 2\pi k(N-1)/N, 0)^T$. Then, we have

$$Z_i^{(n)}(\chi_k) = \frac{1}{2P} \sum_{j=i-P}^{i+P} e^{inkj\frac{2\pi}{N}} = e^{inki\frac{2\pi}{N}} R_N^{(n)}(\chi_k), \quad (14)$$

where

$$R_N^{(n)}(\chi_k) = \frac{1}{P} \left(\sum_{j=1}^P \cos(nkj\frac{2\pi}{N}) \right). \quad (15)$$

we conclude that all rotating-wave states with $k \neq 0, N/2$ are local splay states and thus solutions to (1)–(2). Rotating-wave clusters with $k = 0, N/2$ are of antipodal type. The n th moment local order parameter $|Z_i^{(n)}(\chi_k)| = R_N^{(n)}(\chi_k)$ is constant for all $i = 1, \dots, N$ and its value depends on the wavenumber k .

Note further that $Z_i^{(n)}(\chi_k) = Z_i^{(nk)}(\chi_1)$, which connects the moment of the order parameters with the wavenumber of the rotating-wave states. For globally coupled base structures, the rotating-wave states are found to be very important in describing the main features of antipodal and global splay type clusters such as stability. The next section is devoted to the description of the stability condition for rotating-wave states.

4.2 Stability of one-cluster states

In the following, the stability of one-clusters is analyzed. In order to study the local stability of one-cluster solutions described in Sec. 4.1, we linearize the system of differential equations (1)–(2) around the phase-locked states

$$\begin{aligned} \phi_i(t) &= \Omega t + a_i, \\ \kappa_{ij} &= -\sin(a_i - a_j + \beta). \end{aligned}$$

These solutions are equilibria relative to the S^1 symmetry [71], therefore the linearization around such solutions leads to a linear system with constant coefficients, despite the time dependency of $\phi(t)$. Practically, one can first move to the co-rotating coordinate system by introducing the new variable $\phi(t) - \Omega t$ and then linearize around the equilibrium in the new coordinates. As a result, we obtain the following linearized system for the perturbations $\delta\phi_i$ and $\delta\kappa_{ij}$

$$\begin{aligned} \frac{d}{dt}\delta\phi_i = \frac{1}{4P} \sum_{j=i-P}^{i+P} [\sin(\beta - \alpha) + \sin(2(a_i - a_j) + \alpha + \beta)] (\delta\phi_i - \delta\phi_j) \\ - \frac{1}{2P} \sum_{j=i-P}^{i+P} \sin(a_i - a_j + \alpha) \delta\kappa_{ij}, \end{aligned} \quad (16)$$

$$\frac{d}{dt}\delta\kappa_{ij} = -\epsilon a_{ij} (\delta\kappa_{ij} + \cos(a_i - a_j + \beta) (\delta\phi_i - \delta\phi_j)). \quad (17)$$

System (16)-(17) is a $(N + N^2)$ -dimensional linear system of ordinary differential equations, which can be written in the form $\mathbf{x}' = \mathbf{L}\mathbf{x}$, $\mathbf{x} \in \mathbb{R}^{N+N^2}$, and the stability of which is determined by the eigenvalues of the matrix \mathbf{L} . For all antipodal and rotating-wave states the stability analysis can be done explicitly. However, the calculations are quite lengthy (see Appendix B). Summarizing the results of these calculations, the spectrum S of the eigenvalues, corresponding to the rotating-wave one-clusters, is given by

$$S = \left\{ 0, -\epsilon, \{\lambda_{l,1}\}_{l=1}^N, \{\lambda_{l,2}\}_{l=1}^N \right\}. \quad (18)$$

Here $\lambda_{l,1}$ and $\lambda_{l,2}$ are the solutions of the quadratic equation

$$\lambda_l^2 - \frac{\lambda_l}{2} \left[L(\alpha, \beta, l, k) + (R_N^{(l)}(\chi_1) - 1) \sin(\alpha - \beta) - 2\epsilon \right] - \epsilon L(\alpha, \beta, l, k) = 0, \quad (19)$$

where the complex function L as defined in Eq. (30) in Appendix B, k is the wavenumber.

In Figure 6 we show the stability of rotating-wave one-clusters in an ensemble of $N = 50$ oscillators. The figures demonstrate regions of stability in the (α, β) parameter plane for different wavenumber k and coupling range P . The stability is obtained by numerical simulations as well as by the Lyapunov spectrum Eq. (18). The borders of stability, as they are provided by the analytical results, are displayed with a dashed black line. Numerically the stability was computed as follows: (i) the theoretical shape of the one-cluster given by (7)–(8) is used as initial conditions with a small random perturbation in the range of $[-0.01, 0.01]$; (ii) then we solve the system numerically for $t = 20000$ time units; (iii) compute the euclidean norm between the initially perturbed state and the theoretical one as well as between the final state after $t = 20000$ and the theoretical one; (iv) in case the second norm is smaller than the first, meaning that the trajectory approaches the theoretical one-cluster state, we consider the one-cluster state as stable and color the corresponding region in blue, otherwise the state is considered as unstable and the corresponding region is colored in yellow.

The diagrams in the first row of Fig. 6 show the influence of the wavenumber on the stability of one-clusters. Here, the coupling range is fixed to $P = 10$. For adaptively coupled phase oscillators with a global base topology, it has been shown that the stability of rotating-waves of local splay type, i.e., $k \neq 0, N/2$, does not

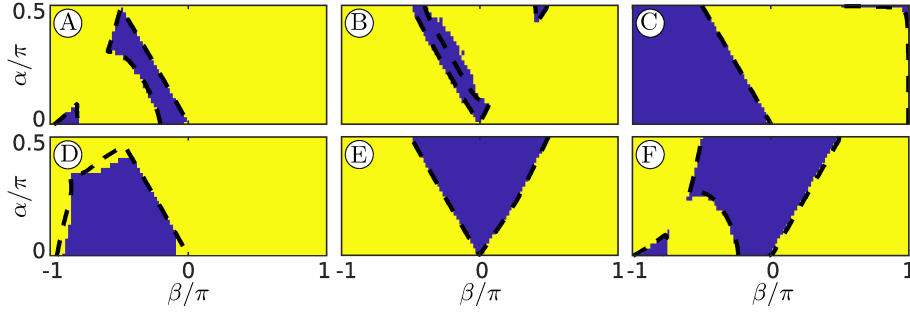


Fig. 6: Stability of one-cluster states for different wavenumbers k and coupling ranges P . Regions of stability for the one-cluster states are colored in blue, while instability in yellow. The borders of stability (black dashed lines) are obtained from the eigenvalues (18). Parameters are as follows: (A) $P = 10$, $k = 1$; (B) $P = 10$, $k = 4$; (C) $P = 10$, $k = 25$; (D) $P = 5$, $k = 1$; (E) $P = 20$, $k = 1$; and (F) $P = 25$, $k = 1$. The other parameters are $N = 50$ and $\epsilon = 0.01$.

depend on the wavenumber [36,37]. However, we observe that in case of a nonlocal base structure the shape of the stability regions crucially depends on the wavenumber k , see Fig. 6(A,B,C). Moreover, there are no common regions of stability for the one-cluster states in Fig. 6(B,C), i.e., the region of stability in both figures have an empty intersection.

The diagrams in Fig. 6(D–F) exemplify the influence of the coupling range on the stability of the rotating-wave cluster with $k = 1$. We see that in comparison with Fig. 6(A), the regions of stability change significantly. Note further that for $P = 25$ the stability regions resemble the results known for the globally coupled base topology [36,37].

In contrast to the local splay type clusters, the stability regions for the antipodal one-cluster states are the same which can be derived from the following. For antipodal states, the quadratic equation (19) simplifies to

$$\lambda_l^2 - \frac{\lambda_l}{2} \left[(1 - R_N^{(l)}(\chi_1)) \sin(\beta) \cos(\alpha) - 2\epsilon \right] - \epsilon(1 - R_N^{(l)}(\chi_1)) \sin(\alpha + \beta) = 0. \quad (20)$$

since $L(\alpha, \beta, l, k) = \sin(\alpha + \beta)(1 - R_N^{(l)}(\chi_1))$ for $k = 0, N/2$.

The regions of stability in Fig. 6(C) for a nonlocal coupling structure are in agreement with the regions of stability found for a global coupling structure [36]. However, note that Eq. (20) differs analytically from the expression found in [36]. The similarity in the stability regions is only due to the small value of ϵ and the differences would be more pronounced in the presence of larger ϵ . Note further, that in case of $P = N/2$, which is equivalent to global coupling, the local order parameter $R^{(l)}$ is either 1 for $l = 0$ and 0 otherwise. This agrees with the findings in Ref. [36].

Our stability analysis shows how strongly the ring network structure and confined coupling range alter the stability properties of the clusters. Since the analysis in Appendix B is not restricted to nonlocal coupling structures, it provides the analytic tools to study the influence of more general complex base topologies on the stability of rotating-wave states.

5 Emergence of solitary states

In this section, we unveil the mechanism behind the formation of solitary states as they are illustrated in Fig. 5. As *solitary state* we define the state where all oscillators in the system are frequency synchronized except one single oscillator, or several oscillators which do not share their local neighborhood. The majority cluster of the synchronized oscillators is also called background cluster.

Let us restrict ourselves to the analysis of a solitary cluster interacting with an in-phase synchronous cluster (see (7) and (8) with $\chi_i = 0$). Imposing the assumptions, we end-up with the following 4-dimensional model where ϕ and ψ describe the dynamics of the solitary cluster and the background in-phase synchronized cluster, respectively, which are dynamically coupled through κ_1 and κ_2 :

$$\begin{aligned}\dot{\phi} &= 1 - \frac{N-1}{N}\kappa_1 \sin(\phi - \psi + \alpha), \\ \dot{\psi} &= 1 + \frac{N-2}{N}\sin\alpha \sin\beta - \frac{1}{N}\kappa_2 \sin(\phi - \psi - \alpha), \\ \dot{\kappa}_1 &= -\epsilon(\kappa_1 + \sin(\phi - \psi + \beta)), \\ \dot{\kappa}_2 &= -\epsilon(\kappa_2 - \sin(\phi - \psi - \beta)).\end{aligned}$$

The latter equations can be simplified by introducing the phase difference $\theta = \phi - \psi$ as well as by considering a large ensemble of oscillators ($N \rightarrow \infty$). We obtain the following two-dimensional system for the dynamics of two clusters, one of which is solitary, in the large ensemble limit:

$$\dot{\theta} = -\sin\alpha \sin\beta - \kappa \sin(\theta + \alpha), \quad (21)$$

$$\dot{\kappa} = -\epsilon(\kappa + \sin(\theta + \beta)), \quad (22)$$

where we denote $\kappa = \kappa_1$.

In the following, we study the structure of the phase space of (21)–(22) for fixed $\alpha = 0.1\pi$ and different values of parameter β . Several bifurcation scenarios are discovered which give rise to the birth and stability changes of the solitary states. We observe how the stable solitary state emerges in a subcritical pitchfork bifurcation of periodic orbits and disappears in a homoclinic bifurcation with increasing β . Note that solitary states are given by periodic solutions, where the phase difference $\theta(t)$ rotates. Equilibria of this system describe one-cluster states. Figure 7 shows several characteristic phase portraits of (21)–(22) illustrating the bifurcation scenarios with increasing β (from (A) to (H)), see also Fig. 4.

In Fig. 7(A), we observe four equilibria which correspond to certain one-cluster solution. The stable equilibria at $\theta = 0$ and $\theta = \pi$ correspond to in-phase synchronous and antipodal where $a_1 = \pi$ and $a_{i \neq 1} = 0$, respectively. The other two saddle equilibria correspond to the special class of double antipodal states [36] and describe therefore phase-cluster similar to those described in [72, 50]. While these equilibria can be stable for the reduced system (21)–(22), they are always unstable for (1)–(2) in case of global coupling [37]. Additionally, to these four equilibria we find an unstable periodic orbit which corresponds to an unstable solitary state.

With increasing β , we observe a subcritical pitchfork bifurcation of periodic orbits at $\alpha + \beta = -\pi/2$ in which the unstable periodic orbit is stabilized and two additional periodic orbits are created. Figure 7(B) shows the phase portrait directly after the pitchfork bifurcation. Therefore, we conclude that there exist three solitary states, two of which are unstable and one stable. It is worth to remark that the stability for the reduced system is only necessary but not sufficient to be a stable asymptotic state for the network (1)–(2).

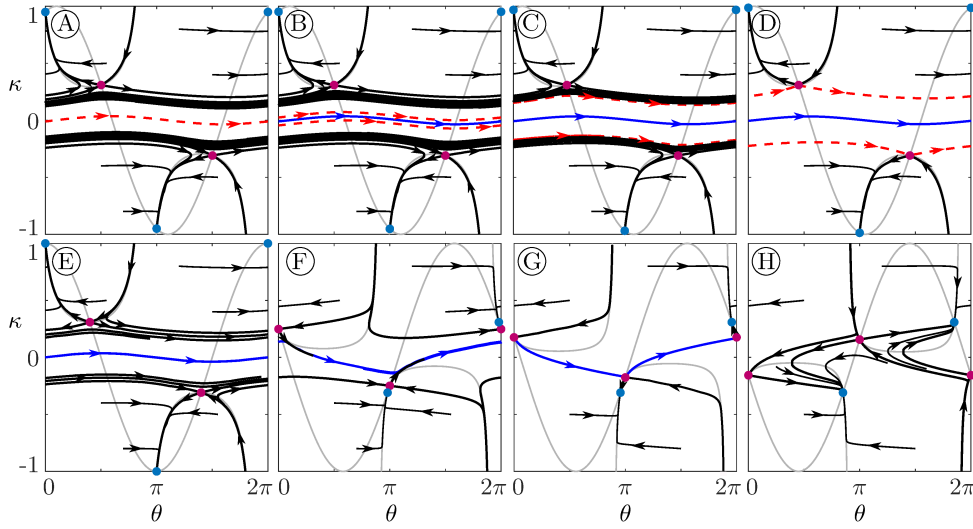


Fig. 7: Phase portraits for two-dimensional system (21)–(22). The graphics show the two classes of asymptotic states that are equilibria (colored nodes) and periodic solutions (colored lines). The stability properties of the individual asymptotic states are indicated by the coloring where the blue refers to stable and the red (dashed) to unstable states. In addition, several trajectories are plotted in black including those close to the stable and unstable manifold of the equilibria. The nullclines are displayed as gray lines. For the different panels parameter β is varied as shown in Fig. 4: (A) $\beta = -0.601\pi$; (B) $\beta = -0.599\pi$; (C) $\beta = -0.58\pi$; (D) $\beta = -0.5515\pi$; (E) $\beta = -0.5\pi$; (F) $\beta = -0.08\pi$; (G) $\beta = -0.0563\pi$; and (H) $\beta = 0.05\pi$. The other parameters are $\alpha = 0.1\pi$ and $\epsilon = 0.01$.

By increasing β even further the basin of attraction of the stable periodic orbit increases and its boundaries are given by the unstable periodic orbits, see Fig. 7(C). For $\beta = -0.5515\pi$, the trajectories of the unstable solitary states merge with the equilibria and become homoclinic orbits of the saddle equilibria (Fig. 7(D)). The phase portrait after this homoclinic bifurcation is shown in Fig. 7(E).

After the homoclinic bifurcation, with increasing β , the equilibria are moving towards each other in phase space and exchange their stability in a transcritical bifurcation. This can be seen analytically by considering the determining equations for the equilibria (θ, κ) of (21)–(22)

$$\begin{aligned} 0 &= \cos(\alpha + \beta) - \cos(2\theta + \alpha + \beta), \\ \kappa &= -\sin(\theta + \beta). \end{aligned} \quad (23)$$

In general, equation (23) possesses two solutions for 2θ . At $\alpha + \beta = 0, \pi$, however, these two solutions coincide which describes the point of the transcritical bifurcation. The stability of the equilibria can be further computed by considering the two-dimensional system linearized around the equilibria. In a more general setup this has been done in Sec. 4.2. Figure 7(F) displays the phase portrait after the transcritical bifurcation. Remember that although the double antipodal clusters are stable for the reduced system, they are always unstable for the full system [37].

In Figure 7(G,H) another homoclinic bifurcation is presented in which the stable solitary state becomes a homoclinic orbit of the in-phase and antipodal cluster. The phase portrait close to the homoclinic bifurcation is presented in Fig. 7(H). After the

homoclinic bifurcation the phase space is divided into the basins of attraction of the two double antipodal states and no more solitary state exist.

6 Adaptive networks with global base topology versus ring base topology: the differences

Adaptive networks of coupled phase oscillators have been extensively studied on an all-to-all base structure [29,30,34,36,37]. This article extends the previous work towards more complex base topologies by considering a nonlocal ring base topology on which adaptation takes place. In this section we briefly summarize the main differences resulting from the different base topologies.

For the global base topology, all links between the nodes with the same frequency become active leading to the all-to-all structures within each cluster. Therefore, strongly connected components can be equivalently described by the frequency synchronization of nodes. In contrast to this, for ring networks (also more complex base structures), the frequency synchronization does not necessarily imply connectivity, see Fig. 2. As a result, we have adapted the definition of the frequency cluster on a complex base topology as a connected subnetwork with frequency synchronized oscillators.

Another effect induced by the ring base topology concerns the hierarchical ordering of cluster sizes. For global base structures it has been found that a sufficiently large difference of the cluster sizes is necessary for the appearance of multicluster states. In case of a ring structure, the hierarchy is not necessary anymore. In figure 3(G–I), we present a five-cluster states that possesses two clusters each of size 7 and additionally two clusters each of size 2. For solitary states this nonhierarchical clustering implies that on a ring structure there can be several solitary nodes (Fig. 5(D–F)). A simple explanation for the appearance of the clusters of a similar size is based on the fact that such clusters can be uncoupled in the base coupling structure and, hence, not synchronized. In contrast, in networks with the global base structure, similar clusters tend to be synchronized and merge into one larger cluster.

Regarding the stability of rotating-wave states another striking difference between global and ring base topology is observed. Here the differences are twofold. For a global base topology rotating-waves constitute a $N - 2$ -dimensional family of solutions with the same collective frequency. On a nonlocal ring, this invariant family is not present anymore and all rotating-wave are different from each other including their frequencies. The same holds true for their stability. While the stability features of all rotating-waves agree on global structures, the stability properties depend crucially on the wavenumber (see Fig. 6(A–C)).

7 Conclusion

In summary, a model of adaptively coupled identical phase oscillators on a nonlocal ring has been studied. Various frequency synchronized states are observed including one-cluster, multicluster, and solitary states. Those states are similar to those found for a global base topology [34,36]. However, to account for the complex base topology, we introduce a new definition of one-clusters by means of connected induced subnetworks. This definition allows furthermore to distinguish between multicluster and solitary states in a more strict way than it was done before.

Since one-cluster states form building blocks for multicluster states [37], we have first investigated the existence and stability properties of one-cluster states. Here, we

have introduced a novel type of phase-locked states for complex networks, namely local splay states, and have shown that this class of states is nonempty for any nonlocal ring base topology. In particular, we have proved that rotating-wave as well as antipodal states are always phase-locked solutions. Compared with the case of a global base topology, the different clusters of local splay type on a nonlocal ring structure can possess different collective frequencies. In addition, we have proved that local splay cluster are always global splay cluster. This statement relates, therefore, local with global (with respect to "spatial" structures in the network) properties of solutions.

The stability features of rotating-wave states have been studied numerically and analytically. The comparison of both approaches results in a very good agreement. Due to the analytic findings for rotating-wave states on a nonlocal ring, we are able to describe their stability depending on the coupling range P and the wavenumber k . The limiting case of global coupling, i.e. $P = N/2$, is shown to be in agreement with the results presented in [36].

An interesting feature of the system's behavior are solitary states. They have been previously found to emerge in the Kuramoto-Sakaguchi model with inertia [53]. In this article, we show that solitary states are born in a homoclinic bifurcation and can be (de)stabilized in a pitchfork bifurcation of periodic orbits. In order to show this, a two-dimensional effective model is derived governing the dynamics of solitary states. In contrast to the Kuramoto-Sakaguchi model with inertia, we observe a much more complicated bifurcation behavior. In particular, three different solitary states are created due to two individual homoclinic bifurcations. Two of these three solitary states, however, are unstable and bifurcate together with stable solitary states in a subcritical pitchfork bifurcation of periodic orbits.

Our results highlight the delicate interplay between adaptivity and complexity of the network structure. Since this interplay has been rarely investigated from the mathematical viewpoint, so far, this article raises many questions for future research which could be conducted for different network structures beyond nonlocal rings, other dynamical models for the local dynamics, nonidentical units or different adaptation rules.

The authors acknowledge financial support by the Deutsche Forschungsgemeinschaft (DFG) (German Research Foundation)–Project Nos. 411803875 and 308748074, and by DAAD within the RISE programme.

References

1. W. Gerstner, R. Kempter, J. L. von Hemmen, and H. Wagner, *Nature* **383**, 76 (1996).
2. C. Clopath, L. Büsing, E. Vasilaki, and W. Gerstner, *Nat. Neurosci.* **13**, 344 (2010).
3. H. Markram, J. Lübke, and B. Sakmann, *Science* **275**, 213 (1997).
4. L. F. Abbott and S. Nelson, *Nat. Neurosci.* **3**, 1178 (2000).
5. N. Caporale and Y. Dan, *Annu. Rev. Neurosci.* **31**, 25 (2008).
6. O. Popovych, S. Yanchuk, and P. Tass, *Sci. Rep.* **3**, 2926 (2013).
7. L. Lücken, O. Popovych, P. Tass, and S. Yanchuk, *Phys. Rev. E* **93**, 032210 (2016).
8. S. Jain and S. Krishna, *Proc. Natl. Acad. Sci.* **98**, 543 (2001).
9. T. Gross and B. Blasius, *J. R. Soc. Interface* **5**, 259 (2008).
10. F. Pasemann, *Neural Networks* **8**, 421 (1995).
11. P. C. Bressloff, S. Coombes, and B. de Souza, *Phys. Rev. Lett.* **79**, 2791 (1997).
12. S. Yanchuk and M. Wolfrum, *Phys. Rev. E* **77**, 26212 (2008).
13. M. Bonnin, *Physica D* **238**, 77 (2009).
14. W. Zou and M. Zhan, *SIAM J. Appl. Dyn. Syst.* **8**, 1324 (2009).
15. Y. Horikawa and H. Kitajima, *Physica D* **238**, 216 (2009).

16. P. Perlikowski, S. Yanchuk, O. Popovych, and P. Tass, *Phys. Rev. E* **82**, 036208 (2010).
17. I. Omelchenko, Y. Maistrenko, P. Hövel, and E. Schöll, *Phys. Rev. Lett.* **106**, 234102 (2011).
18. M. Kantner and S. Yanchuk, *Phil. Trans. R. Soc. A* **371**, 20120470 (2013).
19. I. Omelchenko, O. E. Omel'chenko, P. Hövel, and E. Schöll, *Phys. Rev. Lett.* **110**, 224101 (2013).
20. S. Yanchuk, P. Perlikowski, M. Wolfrum, A. Stefanski, and T. Kapitaniak, *Chaos* **25**, 033113 (2015).
21. V. Klinshov, D. Shchapin, S. Yanchuk, M. Wolfrum, O. D'Huys, and V. I. Nekorkin, *Phys. Rev. E* **96**, 042217 (2017).
22. O. E. Omel'chenko, *Nonlinearity* **31**, R121 (2018).
23. A. Compte, M. V. Sanchez-Vives, D. A. McCormick, and X. J. Wang, *J. Neurophysiol.* **89**, 2707 (2003).
24. O. Sporns, *Networks of the brain* (MIT Press, Cambridge, MA, USA, 2011).
25. O. Popovych, S. Yanchuk, and P. Tass, *Phys. Rev. Lett.* **107**, 228102 (2011).
26. H. Sakaguchi and Y. Kuramoto, *Prog. Theor. Phys* **76**, 576 (1986).
27. A. Pikovsky and M. Rosenblum, *Chaos* **25**, 097616 (2015).
28. Q. Ren and J. Zhao, *Phys. Rev. E* **76**, 016207 (2007).
29. T. Aoki and T. Aoyagi, *Phys. Rev. Lett.* **102**, 034101 (2009).
30. T. Aoki and T. Aoyagi, *Phys. Rev. E* **84**, 066109 (2011).
31. C. B. Picallo and H. Riecke, *Phys. Rev. E* **83**, 036206 (2011).
32. L. Timms and L. Q. English, *Phys. Rev. E* **89**, 032906 (2014).
33. V. I. Nekorkin and D. V. Kasatkin, *AIP Conf. Proc.* **1738**, 210010 (2016).
34. D. V. Kasatkin, S. Yanchuk, E. Schöll, and V. I. Nekorkin, *Phys. Rev. E* **96**, 062211 (2017).
35. V. Avalos-Gaytán, J. A. Almendral, I. Leyva, F. Battiston, V. Nicosia, V. Latora, and S. Boccaletti, *Phys. Rev. E* **97**, 042301 (2018).
36. R. Berner, E. Schöll, and S. Yanchuk, *SIAM J. Appl. Dyn. Syst.*, in print (2019), arXiv:1809.00573.
37. R. Berner, J. Fialkowski, D. V. Kasatkin, V. Nekorkin, E. Schöll, and S. Yanchuk, *Chaos* **29**, 103134 (2019).
38. D. V. Kasatkin and V. I. Nekorkin, *Eur. Phys. J. Spec. Top.* **227**, 1051 (2018).
39. O. Popovych, M. N. Xenakis, and P. A. Tass, *PLoS ONE* **10**, e0117205 (2015).
40. S. Chakravartula, P. Indic, B. Sundaram, and T. Killingback, *PLoS ONE* **12**, e0178975 (2017).
41. V. Röhr, R. Berner, E. L. Lameu, O. V. Popovych, and S. Yanchuk, (2019), arXiv:1908.04103.
42. D. S. Bassett, E. Bullmore, B. A. Verchinski, V. S. Mattay, D. R. Weinberger, and A. Meyer-Lindenberg, *J. Neurosci.* **28**, 9239 (2008).
43. D. Meunier, R. Lambiotte, and E. T. Bullmore, *Front. Neurosci.* **4**, 200 (2010).
44. D. S. Bassett, D. L. Greenfield, A. Meyer-Lindenberg, D. R. Weinberger, S. W. Moore, and E. T. Bullmore, *PLoS Comp. Biol.* **6**, e1000748 (2010).
45. C. Lohse, D. S. Bassett, K. O. Lim, and J. M. Carlson, *PLoS Comput. Biol.* **10**, e1003712 (2014).
46. R. F. Betzel, J. D. Medaglia, L. Papadopoulos, G. L. Baum, R. Gur, D. Roalf, T. D. Satterthwaite, and D. S. Bassett, *Netw. Neurosci.* **1**, 42 (2017).
47. A. Ashourvan, Q. K. Telesford, T. Verstynen, J. M. Vettel, and D. S. Bassett, *PLoS ONE* **14**, e0215520 (2019).
48. Y. Maistrenko, B. Penkovsky, and M. Rosenblum, *Phys. Rev. E* **89**, 060901 (2014).
49. H. Wu and M. Dhamala, *Phys. Rev. E* **98**, 032221 (2018).
50. E. Teichmann and M. Rosenblum, *Chaos* **29**, 093124 (2019).
51. B. Chen, J. R. Engelbrecht, and R. E. Mirollo, *Chaos* **29**, 013126 (2019).
52. P. Jaros, Y. Maistrenko, and T. Kapitaniak, *Phys. Rev. E* **91**, 022907 (2015).
53. P. Jaros, S. Brezetsky, R. Levchenko, D. Dudkowski, T. Kapitaniak, and Y. Maistrenko, *Chaos* **28**, 011103 (2018).
54. H. Taher, S. Olmi, and E. Schöll, (2019), arXiv:1901.05201.

55. K. Sathiyadevi, V. K. Chandrasekar, D. V. Senthilkumar, and M. Lakshmanan, J. Phys. A: Math. Theor. **52**, 184001 (2019).
56. E. Rybalova, V. S. Anishchenko, G. I. Strelkova, and A. Zakharova, Chaos **29**, 071106 (2019).
57. L. Schülen, S. Ghosh, A. D. Kachhvah, A. Zakharova, and S. Jalan, Chaos Solitons Fractals **128**, 290 (2019).
58. M. A. Zaks and P. Tomov, Phys. Rev. E **93**, 020201 (2016).
59. E. Rybalova, N. Semenova, G. Strelkova, and V. Anishchenko, Eur. Phys. J. Spec. Top. **226**, 1857 (2017).
60. T. Kapitaniak, P. Kuzma, J. Wojewoda, K. Czołczynski, and Y. Maistrenko, Sci. Rep. **4**, 6379 (2014).
61. V. Semenov, A. Zakharova, Y. Maistrenko, and E. Schöll, Europhys. Lett. **115**, 10005 (2016).
62. M. Mikhaylenko, L. Ramlow, S. Jalan, and A. Zakharova, Chaos **29**, 023122 (2019).
63. N. Semenova, T. Vadivasova, and V. Anishchenko, Eur. Phys. J. Spec. Top. **227**, 1173 (2018).
64. R. M. Gray, *Found. Trends Commun. Inf. Theory* (Now Publishers Inc., Hanover, MA, USA, 2006), Vol. 2, pp. 155–239.
65. B. Korte and J. Vygen, *Combinatorial Optimization* (Springer, ADDRESS, 2018).
66. P. Ashwin and O. Burylko, Chaos **25**, 013106 (2015).
67. J. Wojewoda, K. Czołczynski, Y. Maistrenko, and T. Kapitaniak, Sci. Rep. **6**, 34329 (2016).
68. K. Premalatha, V. K. Chandrasekar, M. Senthilvelan, and M. Lakshmanan, Phys. Rev. E **94**, 012311 (2016).
69. Y. Maistrenko, S. Brezetsky, P. Jaros, R. Levchenko, and T. Kapitaniak, Phys. Rev. E **95**, 010203(R) (2017).
70. P. Ashwin, O. Burylko, and Y. Maistrenko, Physica D **237**, 454 (2008).
71. M. Golubitsky and I. Stewart, *Singularities and Groups in Bifurcation Theory. Volume 2*, Vol. 69 of *Applied Mathematical Sciences* (Springer-Verlag, New York, 1988).
72. Y. Maistrenko, A. Vasylenko, O. Sudakov, R. Levchenko, and V. L. Maistrenko, Int. J. Bifur. Chaos **24**, 1440014 (2014).
73. J. Liesen and V. Mehrmann, *Linear Algebra* (Springer International Publishing, 2015).

Appendix A From local to global order parameter

From expression (10) we derived two types of one-cluster solution namely antipodal or local splay states. In the following we derive a remarkable relation between local and global properties on a nonlocal ring which is: If a cluster is of local splay type, the cluster is also of global splay type.

In order to show this, we rewrite the sum $\sum_{i=1}^N Z_i^{(2)}$ in two ways. Firstly, using the pure definition of the local order parameter (4):

$$\sum_{i=1}^N Z_i^{(2)}(\chi) = \frac{1}{2P} \sum_{i,j=1}^N a_{ij} e^{i2\chi_j} = \sum_{j=1}^N e^{i2\chi_j} = N Z^{(2)}(\chi). \quad (24)$$

Secondly, the sum can be rewritten using the definition of a local splay type cluster with $R_i^{(2)}(\chi) = R_c^{(2)}(\chi)$ and $2\chi_i = \vartheta_i^{(2)}$. Then

$$\sum_{i=1}^N Z_i^{(2)}(\chi) = \sum_{i=1}^N R_c^{(2)} e^{i\vartheta_i^{(2)}} = R_c^{(2)}(\chi) \sum_{i=1}^N e^{i2\chi_i} = N R_c^{(2)}(\chi) Z^{(2)}(\chi) \quad (25)$$

By equating (24) and (25) we obtain:

$$(1 - R_c^{(2)}(\chi))Z^{(2)}(\chi) = 0$$

The latter equation yields $R^{(2)}(\chi) = 0$ for all local splay type clusters, since $R_c^{(2)}(\chi) < 1$ by definition.

Appendix B Stability analysis for one-cluster states

First note that the set of equations (16)–(17) can be brought into the following block form

$$\frac{d}{dt} \begin{pmatrix} \delta\phi \\ \delta\kappa \end{pmatrix} = \begin{pmatrix} M & B \\ C & -\epsilon\mathbb{I}_{N^2} \end{pmatrix} \begin{pmatrix} \delta\phi \\ \delta\kappa \end{pmatrix} \quad (26)$$

where $(\delta\phi)^T = (\delta\phi_1, \dots, \delta\phi_N)$, $(\delta\kappa)^T = (\delta\kappa_{11}, \dots, \delta\kappa_{1N}, \delta\kappa_{21}, \dots, \delta\kappa_{NN})$, $B = (B_1 \cdots B_N)$, $C = \begin{pmatrix} C_1 \\ \vdots \\ C_N \end{pmatrix}$, and M , B_n , C_n are $N \times N$ matrices with $n = 1, \dots, N$.

The elements of the block matrices read

$$\begin{aligned} m_{ij} &= \begin{cases} -\frac{\sigma}{2} \sin(\alpha - \beta) \sum_{k=1}^N a_{ik} - \sigma a_{ii} \sin(\beta) \cos(\alpha) \\ \quad + \frac{\sigma}{2} \sum_{k=1}^N a_{ik} \sin(2(a_i - a_k) + \alpha + \beta), & i = j \\ \frac{\sigma a_{ij}}{2} (\sin(\alpha - \beta) - \sin(2(a_i - a_j) + \alpha + \beta)), & i \neq j \end{cases} \\ &= \begin{cases} -\frac{\sigma}{2} \left(\sin(\alpha - \beta) + \Im(e^{-i(2a_i + \alpha + \beta)} Z_i^{(2)}(\mathbf{a})) \right) \sum_{k=1}^N a_{ik} - \sigma a_{ii} \sin(\beta) \cos(\alpha) & i = j \\ \frac{\sigma a_{ij}}{2} (\sin(\alpha - \beta) - \sin(2(a_i - a_j) + \alpha + \beta)), & i \neq j \end{cases} \\ b_{ij;n} &= \begin{cases} -\sigma a_{nj} \sin(a_n - a_j + \alpha), & i = n \\ 0, & \text{otherwise} \end{cases} \\ c_{ij;n} &= \begin{cases} 0, & j = n, i = j \\ -\epsilon a_{ni} \cos(a_n - a_i + \beta), & j = n, i \neq j \\ \epsilon a_{ni} \cos(a_n - a_i + \beta), & j \neq n, i = j \\ 0, & \text{otherwise} \end{cases} \end{aligned}$$

where $\sigma = 1/2P$. Throughout this appendix we will make use of Schur's complement [73] in order to simplify characteristic equations. In particular, any $m \times m$ matrix M in the 2×2 block form can be written as

$$L = \begin{pmatrix} M & B \\ C & E \end{pmatrix} = \begin{pmatrix} \mathbb{I}_p & BE^{-1} \\ 0 & \mathbb{I}_q \end{pmatrix} \begin{pmatrix} M - BE^{-1}C & 0 \\ 0 & E \end{pmatrix} \begin{pmatrix} \mathbb{I}_p & 0 \\ E^{-1}C & \mathbb{I}_q \end{pmatrix} \quad (27)$$

where M is a $p \times p$ matrix and E is an invertible $q \times q$ matrix. The matrix $M - BE^{-1}C$ is called Schur's complement. A simple formula for the determinant of L can be derived with this decomposition in (27)

$$\det(L) = \det(M - BE^{-1}C) \cdot \det(E).$$

This result is important for the subsequent stability analysis. Note that in the following an asterisk indicates the complex conjugate. Suppose we have a phase locked state with phases $a_i \in [0, 2\pi)$. Then, the solution for the characteristic equations corresponding to the linearized system (16)–(17) are given by $\lambda = -\epsilon$ with multiplicity $N^2 - N$ and by the solution of the following set of equations

$$\det((M - \lambda \mathbb{I}_N)(\epsilon + \lambda) + BC) = 0. \quad (28)$$

The second term $D := BC$ of Schur's complement are element wise given by

$$d_{ij} = -\frac{\epsilon\sigma}{2} a_{ij} (\sin(\alpha - \beta) + \sin(2(a_i - a_j) + \alpha + \beta))$$

if $i \neq j$ and

$$d_{ii} = \frac{\epsilon\sigma}{2} \left(\sin(\alpha - \beta) - \Im(e^{-i(2a_i + \alpha + \beta)} Z_i^{(2k)}(\mathbf{a})) \right) \sum_{k=1}^N a_{ik} - \epsilon\sigma \sin(\alpha) \cos(\beta)$$

Consider that $a_i(k) = ik \frac{2\pi}{N}$ and the base topology has constant row sum $\rho \in \mathbb{N}$, i.e. $\sum_{k=1}^N a_{ik} = \rho$, then the matrix in (28) becomes circulant. For a ring structure, as considered in this paper, we have $\rho = 2P$. Hence it can be diagonalized using the N eigenvectors $\zeta_l = \exp(i2\pi l/N) = \exp(ia_l(1))$ and the eigenvalues $\mu_l(\lambda)$ are

$$\begin{aligned} \mu_l &= ((m_{NN} - \lambda)(\epsilon + \lambda) + d_{NN}) + \sum_{j=1}^{N-1} (m_{Nj}(\epsilon + \lambda) + d_{Nj}) \zeta_l^j \\ &= -\lambda^2 + \frac{\rho\sigma}{2} \lambda \left[\frac{i}{2} \left(e^{i(\alpha+\beta)} \left(Z_N^{(l-2k)} - Z_N^{(2k)} \right) - e^{-i(\alpha+\beta)} \left(Z_N^{(2k+l)} - Z_N^{(2k)} \right) \right) \right. \\ &\quad \left. + (Z_N^{(l)} - 1) \sin(\alpha - \beta) - \frac{2\epsilon}{\rho\sigma} \right] \\ &\quad + \epsilon\sigma \rho \frac{i}{2} \left(e^{i(\alpha+\beta)} \left(Z_N^{(l-2k)} - Z_N^{(2k)} \right) - e^{-i(\alpha+\beta)} \left(Z_N^{(2k+l)} - Z_N^{(2k)} \right) \right). \end{aligned}$$

Here, we use the shorthand form $Z_N^{(n)} = Z_N^{(n)}(1)$. If any of the μ_l vanishes, the determinant in (28) vanishes, as well. Thus, $\mu_l(\lambda) = 0$ is giving the quadratic equation which determine the Lyapunov spectrum of the linearized system (16)–(17) around a phase-locked solution and with a base topology, given by the adjacency matrix A , having constant in-degree. Note that with the result in Sec. 4.1, the complex order parameter can be further simplified

$$Z_N^{(n)} = R_N^{(n)} = \frac{1}{P} \left(\sum_{j=1}^P \cos(nj \frac{2\pi}{N}) \right). \quad (29)$$

Using the latter equation and well-known trigonometric equations, the following relations are derived:

$$\begin{aligned}
Z_N^{(l-2k)} - Z_N^{(2k)} &= \frac{1}{P} \left(\sum_{j=1}^P \left(\cos((l-2k)j \frac{2\pi}{N}) - \cos(2kj \frac{2\pi}{N}) \right) \right), \\
&= -\frac{2}{P} \left(\sum_{j=1}^P \sin(lj \frac{\pi}{N}) \sin((l-4k)j \frac{\pi}{N}) \right), \\
&= -\frac{2}{P} \left(\sum_{j=1}^P \sin(lj \frac{\pi}{N}) \left(\sin(lj \frac{\pi}{N}) \cos(4kj \frac{\pi}{N}) - \cos(lj \frac{\pi}{N}) \sin(4kj \frac{\pi}{N}) \right) \right),
\end{aligned}$$

and analogously

$$Z_N^{(l+2k)} - Z_N^{(2k)} = -\frac{2}{P} \left(\sum_{j=1}^P \sin(lj \frac{\pi}{N}) \left(\sin(lj \frac{\pi}{N}) \cos(4kj \frac{\pi}{N}) + \cos(lj \frac{\pi}{N}) \sin(4kj \frac{\pi}{N}) \right) \right).$$

Combining these relations, we find

$$\begin{aligned}
L(\alpha, \beta, l, k) &= \frac{i}{2} \left(e^{i(\alpha+\beta)} \left(Z_N^{(l-2k)} - Z_N^{(2k)} \right) - e^{-i(\alpha+\beta)} \left(Z_N^{(2k+l)} - Z_N^{(2k)} \right) \right) \\
&= \frac{2 \sin(\alpha + \beta)}{P} \sum_{j=1}^P \sin^2(lj \frac{\pi}{N}) \cos(4kj \frac{\pi}{N}) \\
&\quad + i \frac{2 \cos(\alpha + \beta)}{P} \sum_{j=1}^P \sin(lj \frac{\pi}{N}) \cos(lj \frac{\pi}{N}) \sin(4kj \frac{\pi}{N}). \quad (30)
\end{aligned}$$