

Two-machine routing open shop on a tree: instance reduction and efficiently solvable subclass

I. D. Chernykh^{a,b,c} and E. V. Lgotina^b

^aSobolev Institute of Mathematics, Novosibirsk, Russia; ^bNovosibirsk State University, Novosibirsk, Russia; ^cNovosibirsk Technical State University, Novosibirsk, Russia

ARTICLE HISTORY

Compiled November 4, 2019

ABSTRACT

The routing open shop problem is a natural combination of the metric traveling salesman problem and the classical open shop scheduling problem. Both counterparts generally are NP-hard, being however polynomially solvable in special cases considered: TSP is trivial on a tree, and open shop is solvable in linear time in case of two machines by a well-known Gonzalez-Sahni algorithm (while being NP-hard for three and more machines). Surprisingly, the combination of those problem becomes NP-hard even in a simplest case of a two-machine routing open shop on a link.

We describe an instance reduction procedure for the two-machine problem on arbitrary tree. The procedure preserves the standard lower bound on the makespan and allows to describe wide polynomially solvable subclasses of the problem. Conditions, describing these classes, allow building an optimal schedule in linear time. For any instance from those classes optimal makespan coincides with the standard lower bound.

KEYWORDS

Routing open shop; instance reduction; polynomially solvable subclass; overloaded node; overloaded edge

1. Introduction

The open shop scheduling problem, introduced in [9], can be described as follows. Sets $\mathcal{M} = \{M_1, \dots, M_m\}$ of machines and $\mathcal{J} = \{J_1, \dots, J_n\}$ of jobs are given and each machine M_i has to process an operation on each job J_j , this operation O_{ji} requires $p_{ji} \geq 0$ time units to complete. Operations of each job have to be processed in an arbitrary order (which has to be chosen by a scheduler). Any machine cannot process more than one operation simultaneously. The goal is to minimize the *makespan* C_{\max} , i.e. maximal completion time of the operation. Following the standard three-field notation (see [12] for example) the open shop problem with m machines is denoted by $Om||C_{\max}$ (notation $O||C_{\max}$ is used when the number of machines is not bounded by any constant). The $Om||C_{\max}$ problem is known ([9]) to be polynomially solvable in the case of two machines and is NP-hard for $m \geq 3$. The $O||C_{\max}$ problem is strongly NP-hard and for any $\rho < \frac{5}{4}$ no ρ -approximation algorithm for $O||C_{\max}$ exists (unless $P = NP$) [15].

The Gonzalez-Sahni algorithm [9] for $O2||C_{\max}$ runs in linear time and builds a schedule S_{GS} with the following properties. First, operations of all jobs from \mathcal{J} except for one (so-called *diagonal*) are performed in the same order: $M_1 \rightarrow M_2$ or $M_2 \rightarrow M_1$ depending on the properties of the diagonal job. Second, the makespan of S_{GS} always coincides with the *standard lower bound* $\bar{C} \doteq \max \left\{ \max_i \sum_{j=1}^n p_{ji}, \max_j \sum_{i=1}^m p_{ji} \right\}$. Following definitions from [10] (see Section 2) the last property of a schedule will be referred to as the *normality*.

Most of the classical scheduling models (open shop included) share the following disadvantage. It is supposed that each machine is able to start a new operation at the same time moment it completes the previous one. In a real life environment that's not always the case. Usually jobs represent some material objects, therefore some delays between processing operations of two subsequent jobs may be unavoidable. Such delays can be machine-dependent, job- or sequence-dependent, and taking them into account can make the problem harder to investigate. Still, there is a number of papers considering such *transportation delays* (see [3, 13, 14] for example). However, the problem we are considering in this paper uses a different approach to model transportation delays.

We consider the *routing open shop* problem [2] which can be described as the open shop meeting the metric traveling salesman problem (TSP). Let the input of the TSP be given by an edge-weighted graph G . Jobs from \mathcal{J} are distributed between the nodes of G , each node contains at least one job. Machines are mobile and are initially located at the predefined node referred to as *the depot*. Machines have to travel over the edges of G , weights of the edges represent travel times for each machine. Any number of machines can travel over the same edge in the same time. All the machines have to visit each node of G (not necessary once), process all the respective operations (under the feasibility constraints from the open shop problem), and to return back to the depot. The makespan R_{\max} is the *release time moment* (which is the completion time of the last machine's *activity*: either traveling or processing some job from the depot) of chronologically last machine and has to be minimized. The problem with m machines is denoted by $ROm||R_{\max}$, or $ROm|G = X|R_{\max}$ if we want to specify the structure X of the graph G . In the latter case we use either classic notation from graph theory, like K_p for the *complete graph* with p nodes, or graphs' typical names, like *tree* or *chain*.

The general routing open shop problem contains the metric TSP as a special case, moreover, the problem with the single machine is equivalent to the metric TSP and therefore is strongly NP-hard. On the other hand, the problem with zero travel times (or with $G = K_1$) is equivalent to the open shop problem and is NP-hard for $m \geq 3$. However, the routing open shop problem remains NP-hard even in the simplest problem case $RO2|G = K_2|R_{\max}$ [2]. An FPTAS and a couple of polynomially solvable cases for $RO2|G = K_2|R_{\max}$ are presented in [11]. Those subcases are formulated in terms of the properties of the diagonal job and guarantee the normality of the optimal schedule (i.e. the optimal makespan coincides with the standard lower bound). This is described in detail in Section 2.

Another polynomially solvable special case of $RO2|G = K_2|R_{\max}$ was introduced in [8]. It is based on the so-called *superoverloaded node*, and also guarantee the normality of the optimal schedule. Recently [4] that result was generalized for the $RO2|easy - TSP|R_{\max}$ (i.e. the problem in which the transportation network structure or the distance matrix allows to solve the underlying TSP to the optimum in polynomial time) under some restrictions on the location of the superoverloaded node. See Sections

2, 3 and 4 for details.

In this paper we consider the problem $RO2|G = tree|R_{\max}$, and describe several special cases which are solvable to the optimum in linear time, with the optimal makespan equals the standard lower bound. The main special cases are formulated in terms of load distribution between the nodes, the formulation involves the definitions of overloaded node and *overloaded edge* (see Section 2), and is based on a special procedure of instance reduction and its properties (Section 3). For the sake of completeness we also provide a couple of additional special cases for $RO2|G = chain|R_{\max}$ problem formulated in terms of properties of the diagonal job (Theorem 2.7). These cases are elementary extensions of known classes for $RO2|G = K_2|R_{\max}$ described by Kononov in [11] (see Theorem 2.5).

The structure of the remainder of the paper is as follows. Section 2 contains a detailed problem description, necessary notation and the formulation of known results we use. In Section 3 we describe the procedure of instance reduction, which is the main part of our algorithm. Polynomially solvable outcomes of the instance reduction procedure are described in Section 4, followed by the description of sufficient conditions of polynomial solvability in terms of the properties of the initial instance in Section 5. Concluding remarks and some open questions are given in Section 6.

2. Preliminary notes

Let us give a formal description of the routing open shop problem.

A problem instance combines inputs from the metric TSP and the open shop problem in the following manner. A connected graph $G = \langle V, E \rangle$ is given, a non-negative weight function $\tau : E \rightarrow \mathbb{Z}_{\geq 0}$ is defined. One of the nodes $v_0 \in V$ is chosen to be the *depot*. Jobs from the set $\mathcal{J} = \{J_1, \dots, J_n\}$ are distributed among the nodes from V . A set of jobs located at $v \in V$ is denoted by $\mathcal{J}(v)$ and is non-empty for any node with possible exclusion of the depot. Machines from the given set $\mathcal{M} = \{M_1, \dots, M_m\}$ are initially located at the depot and each machine can travel over the edges of G , travel time of each machine over an edge $e \in E$ equals $\tau(e)$. Any number of machines can travel over the same edge in any direction at the same time. Machines are allowed to visit each node multiple times therefore we assume machines use the shortest paths while traveling from one location to another. Each machine M_i has to perform an *operation* O_{ji} on every job J_j . This operation takes $p_{ji} \in \mathbb{Z}_{\geq 0}$ time units and requires the machine to be at the location of J_j : while machine is in the node v , it can only process operations of jobs from $\mathcal{J}(v)$. Different operations of the same job cannot be processed simultaneously, and each machine can process at most one operation at a time. Machines have to return to the depot after processing all the operations. We use notation $p_{ji}(I)$, $G(I)$, $\tau(I; e)$ and $\mathcal{J}(I; v)$, if we want to specify a problem instance I .

A *schedule* S can be described by specifying the starting time s_{ji} for each operation O_{ji} :

$$S = \{s_{ji} | i = 1, \dots, m, j = 1, \dots, n\}.$$

The completion time of operation O_{ji} in a schedule S is denoted by $c_{ji}(S) = s_{ji}(S) + p_{ji}$, notation S is omitted when not needed.

Let $\text{dist}(v, u)$ denote the weighted distance between the nodes v and u (and *vice versa*), i.e. the minimal total weight of edges belonging to some chain connecting v

and u . So $\text{dist}(v, u)$ is the shortest time needed for a machine to reach u from v . We also use notation $\text{dist}(I; v, u)$ for a specific instance I .

Definition 2.1. A schedule S for an instance I is referred to as *feasible* if it satisfies the following conditions:

1. If $i_1 = i_2$ or $j_1 = j_2$ (but not both) then

$$(s_{j_1 i_1}, c_{j_1 i_1}) \cap (s_{j_2 i_2}, c_{j_2 i_2}) = \emptyset.$$

2. If operation of job $J_j \in \mathcal{J}(v)$ is the first to start by machine M_i then

$$s_{ji} \geq \text{dist}(I; v_0, v).$$

3. If machine M_i processes operation O_{ji} before the processing of an operation $O_{j'i}$, $J_j \in \mathcal{J}(v)$, and $J_{j'} \in \mathcal{J}(v')$, then

$$s_{j'i} \geq c_{ji} + \text{dist}(I; v, v').$$

Suppose an operation of job $J_j \in \mathcal{J}(v)$ is the last to be processed by machine M_i in some schedule S . Then we define the *release time* of machine M_i as

$$R_i(S) \doteq c_{ji}(S) + \text{dist}(v, v_0).$$

The *makespan* of a schedule S is $R_{\max}(S) \doteq \max_i R_i(S)$. The goal is to find a feasible schedule minimizing the makespan.

Definition 2.2. A feasible schedule S is referred to as *early* if no operation O_{ji} can start earlier than at $s_{ji}(S)$, providing that the sequences of operations of each job and each machine from S are preserved, without violating the feasibility.

Note that any early schedule is uniquely defined by sequences of operations of each job and of each machine.

For some problem instance I we use the following

- Notation 1.**
- $\ell_i(I) \doteq \sum_{j=1}^n p_{ji}(I)$ — the *load* of machine M_i ;
 - $\ell_{\max}(I) \doteq \max_i \ell_i(I)$ — the maximal machine load;
 - $d_j(I) \doteq \sum_{i=1}^m p_{ji}(I)$ — the *length* of job J_j ;
 - $d_{\max}(I; v) \doteq \max_{J_j \in \mathcal{J}(v)} d_j(I)$ — the maximal job length at node v ;
 - $\Delta(I; v) \doteq \sum_{J_j \in \mathcal{J}(v)} d_j(I)$ — the *load* of node v ;
 - $\Delta(I) \doteq \sum_{v \in V} \Delta(I; v)$ — the *total load* of instance I ;
 - $T^*(I)$ — the optimum of the underlying TSP, i.e. the length of the shortest a cyclic route visiting each node at least once;
 - $R_{\max}^*(I)$ — the optimal makespan.

We omit I from the notation in case when it does not lead to a confusion.

The following *standard lower bound* on the optimum for the routing open shop problem was introduced in [1]:

$$\bar{R}(I) \doteq \max \left\{ \ell_{\max}(I) + T^*(I), \max_{v \in V} (d_{\max}(I; v) + 2\text{dist}(I; v_0, v)) \right\}. \quad (1)$$

Note that \bar{R} coincides with \bar{C} in case when all edges have zero weight or $G = K_1$ (in this case our problem is reduced to the classical open shop problem).

Our study is focused on the case of two machines. In this case we use simplified notation for the operations of each job J_j : a_j and b_j instead of O_{j1} and O_{j2} , respectively. Moreover, we use the same notation (a_j and b_j) for operations' processing times whenever it does not lead to a confusion.

We use the following definitions, inherited from [10].

Definition 2.3. A feasible schedule S for a problem instance I is referred to as *normal* if $R_{\max}(S) = \bar{R}(I)$. Instance I is *normal* if it admits construction of a normal schedule.

A class of instances is *normal* if it consists of normal instances only. A normal class \mathcal{K} is referred to as *efficiently normal* if there exists a polynomial time algorithm for solving any instance from \mathcal{K} to the optimum.

The goal of this paper is to describe wide efficiently normal classes for the $RO2|G = \text{tree}|R_{\max}$ problem. Below we describe a few such classes known from previous research.

The first efficiently normal class of instances of $RO2|G = K_2|R_{\max}$ is due to Kononov [11] and its description is based on so-called diagonal job, which can be defined as follows.

Definition 2.4. The *diagonal job* of an instance of $O2|C_{\max}$ (or $RO2|R_{\max}$) problem is such a job $J_r \in \mathcal{J}$ that

$$r = \arg \max_j \{ \min\{a_j, b_j\} \}.$$

Theorem 2.5 (Kononov, [11]). *A class of instances of the $RO2|G = K_2|R_{\max}$ problem satisfying at least one of the following properties of the diagonal job J_r is solvable to the optimum in linear time:*

1. $J_r \in \mathcal{J}(v_0)$,
2. $d_r \geq \ell_{\max}$.

The proof of Theorem 2.5 is based on properties of the Gonzalez-Sahni algorithm for classic open shop problem $O2|C_{\max}$ [9]. This proof can be easily extended on a problem $RO2|G = \text{chain}|R_{\max}$ under the following conditions:

1. the depot v_0 is one of the terminal nodes of the chain G ,
2. job J_r is located at some terminal node of G .

To present this proof, we use the following Gonzalez-Sahni formulation, similar to that described in [11].

Gonzalez-Sahni algorithm [9]	
Input:	An instance I of $O2 C_{\max}$ problem.
Output:	An optimal schedule for I .
Step 1.	Partition the set of jobs \mathcal{J} into two subsets: $\mathcal{J}_A = \{J_j a_j \leq b_j\}, \mathcal{J}_B = \{J_j a_j > b_j\}.$
Step 2.	Let J_r be a diagonal job. Without loss of generality assume $J_r \in \mathcal{J}_A$.
Step 3.	Choose enumerations of operations from $\mathcal{J} \setminus \{J_r\}$ (\mathfrak{A} and \mathfrak{B} for machines M_1 , M_2 respectively) in the following way: 3.1. If $d_r < \ell_{\max}$ then $\mathfrak{A} = \mathfrak{B}$ is a concatenation of arbitrary enumerations of $\mathcal{J}_A \setminus \{J_r\}$ and \mathcal{J}_B , 3.2. If $d_r \geq \ell_{\max}$ then both \mathfrak{A} and \mathfrak{B} are arbitrary and independent.
Step 4.	Construct an early schedule in the following manner: 4.1. Machine M_1 processes operation of jobs from $\mathcal{J} \setminus \{J_r\}$ according to \mathfrak{A} , then a_r ; 4.2. Machine M_2 processes b_r , then operations of jobs from $\mathcal{J} \setminus \{J_r\}$ according to \mathfrak{B} ; 4.3. Operations of all jobs except J_r are processed first by M_1 , then by M_2 .

Lemma 2.6 ([9]). *The Gonzalez-Sahni algorithm obtains a normal schedule for any instance of $O2||C_{\max}$.*

Theorem 2.7. *Let I be an instance of the $RO2|G = \text{chain}|R_{\max}$ problem with J_r being a diagonal job, G is a chain (v_0, \dots, v_g) . Then any of the following conditions implies I is normal and an optimal schedule for I can be found in $O(n + g \log g)$:*

1. $J_r \in \mathcal{J}(v_0)$,
2. $J_r \in \mathcal{J}(v)$ and $d_r \geq \ell_{\max}$.

Proof. The algorithm for $RO2|G = \text{tree}|R_{\max}$ is based on the Gonzalez-Sahni algorithm and its properties. The key fact is that operations of jobs from each of the sets \mathcal{J}_A and \mathcal{J}_B (Step 3) can be processed in an arbitrary order, and we show that is it possible to choose the order in such a way that each machine is guaranteed to take an optimal route. Thus the algorithm of building an optimal schedule in both cases has the following structure:

- Choose a specific orders \mathfrak{A} and \mathfrak{B} for operations of non-diagonal jobs to apply at Step 3 of Gonzalez-Sahni algorithm.
- Build a schedule S_{GS} ignoring travel times using Gonzalez-Sahni algorithm.
- “Insert” travel times into S_{GS} to obtain a schedule for the initial $RO2||R_{\max}$ problem instance.

Hereafter we assume without loss of generality that $J_r \in \mathcal{J}_A$, and use notation $\mathcal{J}_A(v) \doteq \mathcal{J}_A \cap \mathcal{J}(v) \setminus \{J_r\}$ ($\mathcal{J}_B(v) \doteq \mathcal{J}_B \cap \mathcal{J}(v)$) for each $v \in V$. Lets specify the orders \mathfrak{A} and \mathfrak{B} for both cases of the Theorem.

Case 1. Let $\mathfrak{A} = \mathfrak{B}$ be a concatenation of arbitrary enumerations of $\mathcal{J}_A(v_0), \mathcal{J}_A(v_1), \dots, \mathcal{J}_A(v_g), \mathcal{J}_B(v_g), \dots, \mathcal{J}_B(v_0)$. The structure of the resulting schedule is shown at Figure 1. Thick arcs represent multiple precedence constraints: not between the two blocks, but between respective operations of the same job.

Case 2. Let \mathfrak{A} be a concatenation of arbitrary enumerations of $\mathcal{J}(v_0), \mathcal{J}(v_1), \dots, \mathcal{J}(v_g) \setminus \{J_r\}$, and \mathfrak{B} be a concatenation of arbitrary enumerations of $\mathcal{J}(v_g) \setminus \{J_r\}, \mathcal{J}(v_{g-1}), \dots, \mathcal{J}(v_0)$ (see Figure 2). A thick dashed line represents the connection between operations of the diagonal job: $c_{r2} = s_{r1}$.

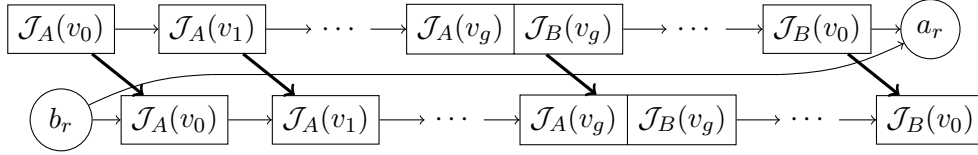


Figure 1. Structure of the schedule for Theorem 2.7, Case 1.

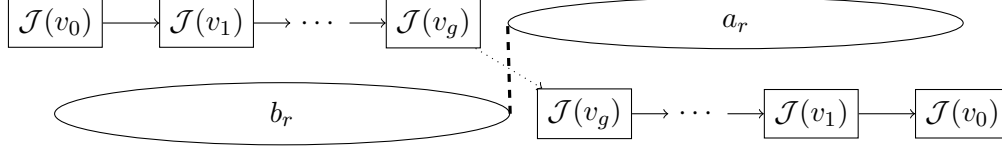


Figure 2. Structure of the schedule for Theorem 2.7, Case 2.

Note that in both cases the orders \mathfrak{A} and \mathfrak{B} comply the Gonzalez-Sahni algorithm, hence the schedule built is normal. Now it is sufficient to observe that inserting travel times into those schedules does not introduce extra delay intervals into their structure. \square

The second normal class of instances of $RO2|G = K_2|R_{\max}$ was introduced in [8] and is based on the following

Definition 2.8. A node v is referred to as *superoverloaded* if jobs from $\mathcal{J}(v)$ can be partitioned into three subsets $\mathcal{J}_1, \mathcal{J}_2, \mathcal{J}_3$ such that

1. $\forall k \in \{1, 2, 3\} \sum_{J_j \in \mathcal{J}_k} d_j \leq \bar{R} - 2\text{dist}(v_0, v)$,
2. $\forall k \neq l \in \{1, 2, 3\} \sum_{J_j \in \mathcal{J}_k \cup \mathcal{J}_l} d_j > \bar{R} - 2\text{dist}(v_0, v)$.

Such a partition is referred to as *irreducible* one.

It was proved in [8] that any instance of $RO2|G = K_2|R_{\max}$ containing a superoverloaded node is normal, and the optimal schedule for such an instance can be built in linear time providing that an irreducible partition is known. That result was generalized in [4] on the $RO2||R_{\max}$ problem in the following way:

Theorem 2.9 ([4]). *Let I be an instance of $RO2||R_{\max}$ with superoverloaded node v . Then each of the following conditions imply that I is normal:*

1. $v = v_0$,
2. *There exists such an optimal cyclic route σ in G that v is adjacent to v_0 in σ .*

For the convenience of the reader we provide a necessary proof for the case $G = \text{chain}$ in Section 4.

Unfortunately the verification of existence of an irreducible partition is NP-complete [8] and therefore the problem of obtaining of such a partition is NP-hard. However, there is a description ([8]) of a sufficient condition for a node to be superoverloaded, together with a polynomial time procedure of obtaining of an irreducible partition.

Theorem 2.10 ([8]). *Let $\Delta(v) > \frac{3}{2}(\bar{R} - 2\text{dist}(v_0, v)) + d_{\max}(v)$. Then v is superover-*

loaded, and an irreducible partition can be obtained by the following procedure.

Procedure Partition.
<p>Let $\mathcal{J}(v) = \{J_1, \dots, J_k\}$.</p> <p>Step 1. Find minimal $x > 1$ such that $\sum_{j=1}^x d_j > \frac{1}{2}(\bar{R} - 2\text{dist}(v_0, v) + d_{\max}(v))$.</p> <p>Set $\mathcal{J}_1 = \{J_1, \dots, J_x\}$ and $X = \sum_{j=1}^x d_j$.</p> <p>Step 2. Find minimal $y > x$ such that $\sum_{j=x+1}^y d_j > \bar{R} - 2\text{dist}(v_0, v) + d_{\max}(v) - X$.</p> <p>Set $\mathcal{J}_2 = \{J_{x+1}, \dots, J_y\}$.</p> <p>Step 3. Set $\mathcal{J}_3 = \{J_{y+1}, \dots, J_k\}$.</p>

This procedure runs correctly if for each job $J_j \in \mathcal{J}(v)$ its length $d_j \leq \frac{1}{2}(\bar{R} - 2\text{dist}(v_0, v))$. The condition of Theorem 2.10 implies that inequality, and also guarantees the irreducibility of the partition obtained. In general case the procedure **Partition** still may be applied if a special treatment for “long” jobs (with $d_j > \frac{1}{2}(\bar{R} - 2\text{dist}(v_0, v))$, if any) is provided. We describe the following version of the procedure guaranteed to run correctly in any case.

Procedure Partition 2.0.
<p>Let $\mathcal{J}(v) = \{J_1, \dots, J_k\}$.</p> <p>Step 0. If $\mathcal{J}(v)$ contains long jobs, rearrange the enumeration of jobs to comply with the following conditions:</p> <ul style="list-style-type: none"> 0.1. J_1 is a long job, 0.2. J_2 is also a long job unless there are no more long jobs except for J_1. <p>Step 1. Find minimal $x > 1$ such that $\sum_{j=1}^x d_j > \frac{1}{2}(\bar{R} - 2\text{dist}(v_0, v) + d_{\max}(v))$.</p> <p>If no such x exists, set $x = k$.</p> <p>Set $\mathcal{J}_1 = \{J_1, \dots, J_x\}$ and $X = \sum_{j=1}^x d_j$.</p> <p>If $x = k$, set $\mathcal{J}_2 = \mathcal{J}_3 = \emptyset$ and STOP.</p> <p>Step 2. Find minimal $y > x$ such that $\sum_{j=x+1}^y d_j > \bar{R} - 2\text{dist}(v_0, v) + d_{\max}(v) - X$.</p> <p>If no such y exists, set $y = k$.</p> <p>Set $\mathcal{J}_2 = \{J_{x+1}, \dots, J_y\}$.</p> <p>If $y = k$, set $\mathcal{J}_3 = \emptyset$ and STOP.</p> <p>Step 3. Set $\mathcal{J}_3 = \{J_{y+1}, \dots, J_k\}$.</p>

However, without the conditions of Theorem 2.10 we cannot guarantee that the partition obtained by the procedure **Partition 2.0** is irreducible. Note how we use this procedure in our algorithm in the next Section.

3. Instance reduction procedure

In this section we study some general properties of an instance of $RO2||R_{\max}$ and describe the reduction procedure which helps to reduce the number of jobs and to simplify the graph structure preserving the standard lower bound \bar{R} . One of the important properties of the procedure is its *reversibility*: any feasible schedule for a reduced instance can be treated as a feasible schedule for the initial instance with the same

makespan. In general case this procedure can increase the optimal makespan. However, in the next sections we prove that for our special cases of $RO2|G = tree|R_{\max}$ the instance reduction procedure also preserves the optimum. Therefore, it can be used as a main part of an exact algorithm for solving the initial instance.

The procedure is based on two types of instance transformation: *job aggregation* and *terminal edge contraction*. The first one is described in detail in [7], while the second was used in [5] for a certain generalization of the routing open shop problem. We provide all the necessary details below.

Definition 3.1. Let I be an instance of the problem $ROm||R_{\max}$ with graph $G = \langle V; E \rangle$, and $\mathcal{K} \subseteq \mathcal{J}(I; v)$ for some $v \in V$. Then we say that instance I' is obtained from I by *aggregation* of jobs from \mathcal{K} if

$$\mathcal{J}(I'; v) \doteq \mathcal{J}(I; v) \setminus \mathcal{K} \cup \{J_{j_{\mathcal{K}}}\}, \quad \forall i = 1, \dots, m \quad p_{j_{\mathcal{K}}i}(I') \doteq \sum_{J_j \in \mathcal{K}} p_{ji}(I),$$

$$\forall u \neq v \quad \mathcal{J}(I'; u) = \mathcal{J}(I; u).$$

(Here $j_{\mathcal{K}}$ is some new job index. A job $J_{j_{\mathcal{K}}}$ is to replace the set of jobs \mathcal{K} .) An instance \tilde{I} obtained from I by a series of job aggregations is referred to as an *aggregation* of I .

It is easy to observe that any feasible schedule for any aggregation \tilde{I} can be treated as a feasible schedule for the initial instance I : one just needs to replace an aggregated operation with a sequence of operations of jobs from \mathcal{K} to be processed in any order with no idle time. Therefore, $R_{\max}^*(\tilde{I}) \geq R_{\max}^*(I)$. Also as soon as we obtained a new job $J_{j_{\mathcal{K}}}$ in $\mathcal{J}(I'; v)$, it is possible that $d_{j_{\mathcal{K}}} > d_{\max}(I; v)$, so job aggregation can lead to the growth of the standard lower bound. Specifically, (1) implies

$$\bar{R}(I') > \bar{R}(I) \text{ if and only if } d_{j_{\mathcal{K}}} > \bar{R}(I) - 2\text{dist}(v_0, v). \quad (2)$$

We use job aggregation to simplify the instance preserving the standard lower bound. Such an aggregation is referred to as a *valid* one. An instance with no further legal job aggregation possible is called *irreducible*.

A natural question arises, if it is possible to perform a valid job aggregation of a whole set $\mathcal{J}(I; v)$ for some $v \in V$. To answer that question, we use the following definition from [6].

Definition 3.2. A node $v \in V$ of an instance I of the problem $ROm||R_{\max}$ is referred to as *overloaded* if

$$\Delta(I; v) > \bar{R}(I) - 2\text{dist}(I; v_0, v).$$

Otherwise the node is called *underloaded*.

Note that Definition 2.8 implies $\Delta(v) > \frac{3}{2}(\bar{R} - 2\text{dist}(v_0, v))$, therefore any super-overloaded node is overloaded as well.

The job aggregation of the set $\mathcal{J}(I; v)$ is valid if and only if the node v is underloaded. Therefore, any node containing single job is an underloaded one.

By $L_V(I)$ we denote the number of overloaded nodes in an instance I . It was proved in [7] that for every instance I of the $RO2||R_{\max}$ problem $L_V(I) \leq 1$. Further in this

section we prove a more general result (Proposition 3.5).

Now let us describe the terminal edge contraction operation.

Definition 3.3. Let $v \in V \setminus \{v_0\}$ be some terminal node in graph G , containing a single job J_j in an instance I of the $ROm||R_{\max}$ problem. Let $e = [v, u] \in E$ be the edge incident to v . By the *contraction* of the edge e we understand the following instance transformation:

$$\mathcal{J}(I'; u) \doteq \mathcal{J}(I; u) \cup \{J_j\}; p_{ji}(I') \doteq p_{ji}(I) + 2\tau(e); G(I') \doteq G(I) \setminus \{v\}.$$

In other words, job J_j is translated from v to u , while its operations' processing times increase by $2\tau(e)$ each. After that translation node v is obsolete (contains no jobs) and to be removed from G .

Consider an instance I' obtained from I by the contraction of edge e . Any feasible schedule for I' can be treated as a feasible schedule for the initial instance I . One just needs to replace a scheduled interval of a new operation O_{ji} with three consecutive intervals: traveling of the machine M_i over the edge e to the node v , performing of the old operation O_{ji} , and traveling back to the node u .

Note that an edge contraction increases each machine load by $2\tau(e)$ while decreasing T^* by the same amount, therefore preserving the sum $\ell_{\max} + T^*$. However the length of J_j increases by $2m\tau(e)$ which might lead to the growth of the standard lower bound. We want to avoid that. Consider the two-machine case of our problem. The following definition describes the exact condition, under which an edge contraction increases \bar{R} .

Definition 3.4. Let $v \in V \setminus \{v_0\}$ be some terminal node in graph G , containing a single job J_j in instance I of the $RO2||R_{\max}$ problem. Let $e = [v, u] \in E$ be the edge incident to v . The edge e is referred to as *overloaded* if

$$d_j(I) + 4\tau(e) > \bar{R}(I) - 2\text{dist}(I; v_0, u), \quad (3)$$

and *underloaded* otherwise.

(Note that we *could* perform a contraction of an overloaded edge — meaning that the edge is terminal, the respective terminal node is not the depot and contains a single job — but this would increase the standard lower bound. In the case the edge contraction cannot be performed, the edge is neither overloaded nor underloaded.)

For any problem instance I , we denote the number of overloaded edges by $L_E(I)$. The following property of any instance of $RO2||R_{\max}$ is fundamental for the procedure of instance reduction.

Proposition 3.5. *Let I be an instance of the problem $RO2||R_{\max}$. Then $L_V(I) + L_E(I) \leq 1$.*

Proof. As proved in [7], any instance of $RO2||R_{\max}$ contains at most one overloaded node, so $L_V(I) \leq 1$. Let us prove, that I contains at most one overloaded edge. Note that (1) implies

$$\Delta(I) = \ell_1(I) + \ell_2(I) \leq 2(\bar{R}(I) - T^*(I)). \quad (4)$$

Let v and v' be two different terminal nodes with single job in each, J_j and $J_{j'}$ respectively; $e = [u, v]$ and $e' = [u', v']$ be the edges, incident to v and v' , respectively,

and both edges are overloaded. (Note that there is a possibility that $u = u'$.) Due to the metric property of distances we have

$$T'^* \geq \text{dist}(v_0, u) + \text{dist}(v_0, u'). \quad (5)$$

From (3) we have

$$d_j + 4\tau(e) > \bar{R} - 2\text{dist}(v_0, u); \quad d_{j'} + 4\tau(e') > \bar{R} - 2\text{dist}(v_0, u'),$$

and therefore

$$\Delta \geq d_j + d_{j'} > 2\bar{R} - 2\text{dist}(v_0, u) - 2\text{dist}(v_0, u') - 4\tau(e) - 4\tau(e'). \quad (6)$$

Consider a graph $G' = G \setminus \{v, v'\}$. Let T'^* be the optimum of the TSP on G' . Then due to the fact that edges e and e' are terminal,

$$T^* = T'^* + 2\tau(e) + 2\tau(e'). \quad (7)$$

Indeed, in order to visit terminal nodes, one needs to travel twice over their respective incident edges. Combining (6), (5) and (7), we obtain the inequality

$$\Delta > 2\bar{R} - 2T'^* - 4\tau(e) - 4\tau(e') \geq 2\bar{R} - 2T^*.$$

By contradiction with (4) we have $L_E(I) \leq 1$.

Now suppose $L_V(I) = L_E(I) = 1$. Let $e = [u, v]$ be the overloaded edge, $v \neq v_0$ is terminal node with single job J_j . Note that node v is underloaded as it contains a single job. Let $v' \neq v$ be the overloaded node. Then, by Definitions 3.2 and 3.4 we have

$$\Delta(v') > \bar{R} - 2\text{dist}(v_0, v'), \quad (8)$$

$$d_j + 4\tau(e) > \bar{R} - 2\text{dist}(v_0, u). \quad (9)$$

By using reasoning similar to that of (5) and (7), we deduce $T^* \geq \text{dist}(v_0, v') + \text{dist}(v_0, u) + 2\tau(e)$. Using this inequality, together with (8) and (9), we obtain

$$\Delta \geq \Delta(v') + d_j > 2\bar{R} - 2\text{dist}(v_0, v') - 2\text{dist}(v_0, u) - 4\tau(e) \geq 2\bar{R} - 2T^*,$$

contradicting (4). This concludes the proof of the Proposition. \square

The idea of the following instance reduction procedure is simple. First, we aggregate jobs in all the underloaded nodes, then contract all the underloaded edges, and repeat this step until there is no underloaded edge and each underloaded node contains exactly one job. Second, we deal with the only overloaded node (if any), using the Procedure **Partition 2.0** and aggregation of the obtained job sets. This way we transform the initial instance, preserving the standard lower bound. The instance obtained is irreducible. Moreover, any further operation of terminal edge contraction would increase the standard lower bound. Let us describe such the simplification procedure in detail.

Reduction
<p>INPUT: An instance I of the problem $RO2 R_{\max}$.</p> <p>OUTPUT: A simplified irreducible instance \tilde{I}.</p> <p>Step 1. For each <i>underloaded</i> $v \in V$ perform the job aggregation of $\mathcal{J}(v)$.</p> <p>Step 2. For each <i>terminal node</i> $v \neq v_0$:</p> <ol style="list-style-type: none"> 2.1. $e \doteq [u, v]$ (e is incident to v, u is adjacent to v), 2.2. If e <i>is underloaded</i> then <ol style="list-style-type: none"> 2.2.1. Let J_j is the only job in $\mathcal{J}(v)$, 2.2.2. Perform the contraction of e, 2.2.3. If u <i>is underloaded</i> then perform the job aggregation of $\mathcal{J}(u)$. <p>Step 3. If some $v \in V$ <i>is overloaded</i> then</p> <ol style="list-style-type: none"> 3.1. Obtain sets $\mathcal{J}_1, \mathcal{J}_2, \mathcal{J}_3$ by application of the Partition 2.0 to node v, 3.2. For each non-empty set \mathcal{J}_k perform the job aggregation of \mathcal{J}_k, 3.3. If an aggregation of two obtained jobs in $\mathcal{J}(v)$ with the smallest length is valid then perform that aggregation.

Note that this procedure obtains a reversible instance in $O(n)$ time.

The following Lemma describes all possible variants of the reduced instance for the problem $RO2|G = \text{tree}|R_{\max}$.

Lemma 3.6. *Let I be an instance of $RO2|G = \text{tree}|R_{\max}$ and \tilde{I} is obtained from I by the procedure **Reduction**. Then $\bar{R}(\tilde{I}) = \bar{R}(I)$ and the graph $G(\tilde{I})$ satisfies exactly one of the following conditions:*

1. $G(\tilde{I})$ has a single node v_0 ;
2. $G(\tilde{I})$ is a chain connecting v_0 with an overloaded node v and each node contains only one job except v which contains two or three jobs;
3. $G(\tilde{I})$ is a chain connecting v_0 with a node v with single job at each node, and the edge incident to v is overloaded.

Proof. Each job aggregation used in the Procedure is valid and, therefore, does not grow the standard lower bound. Terminal edge contractions are applied only to underloaded edges, therefore, $\bar{R}(\tilde{I}) = \bar{R}(I)$.

Consider the case $G(\tilde{I}) \neq K_1$. Note that Steps 1 and 2.2.3 guarantee that each underloaded node in \tilde{I} contains exactly one job. Therefore, each terminal node in $G(\tilde{I})$ is either v_0 , or overloaded, or incident to an overloaded edge. By Proposition 3.5 the graph $G(\tilde{I})$ contains at most two terminal nodes (one of which is the depot) and hence is a chain. Step 2 of the procedure continues until we have no more underloaded terminal edges. Therefore, a terminal edge is contracted unless it is overloaded, or incident to the depot, or incident to an overloaded node. As soon as the first and the third options are mutually exclusive, the Lemma follows. \square

As soon as the procedure **Reduction** preserves \bar{R} , we have the following property: if the reduced instance \tilde{I} is normal, then the initial instance I is normal as well, and any normal (and hence optimal) schedule for \tilde{I} can be easily transformed into an optimal schedule of I . Obviously \tilde{I} is normal in case 1 of Lemma 3.6: the problem is reduced to a classical $O2||C_{\max}$ and a normal schedule can be built by the Gonzalez-Sahni algorithm (Lemma 2.6). Therefore a class of instances of $RO2|G = \text{tree}|R_{\max}$, for which the procedure **Reduction** contracts the initial tree into a single node is efficiently normal and can be solved in three steps: **Reduction**, Gonzalez-Sahni algorithms and restoring a schedule for the initial instance. In the next Section we prove similar properties for case 3 and (under a certain condition) for case 2.

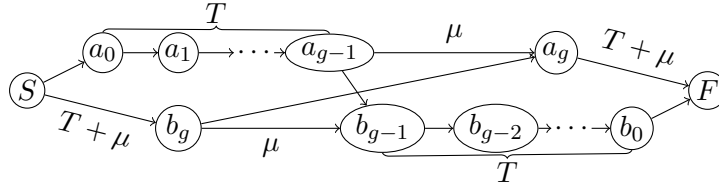


Figure 3. A scheme of an optimal schedule for an instance with overloaded edge.

4. Easy solvable cases on a chain

In this section we establish the normality of two special cases of $RO2|G = \text{chain}|R_{\max}$. In both cases we assume that the instance is irreducible, the depot is one of the ends of G , while the other end is either incident to an overloaded edge (which corresponds to a case 3 of Lemma 3.6) or contains exactly three jobs (which is a special subcase of a case 2 of Lemma 3.6). A trivial corollary of those results is Theorem 4.3 providing a formulation of efficiently normal subcases for the $RO2|G = \text{tree}|R_{\max}$ in terms of the outcome of the procedure **Reduction** applied to an instance of the problem.

In this Section we construct early schedules using partial orders of the operations, according to the remark to the Definition 2.2. Necessary partial orders are referred to as *schemes* and are described graphically. Auxiliary nodes S and F represent start and finish moments of a schedule.

Lemma 4.1. *Let I be an instance of $RO2|G = \text{chain}|R_{\max}$, with $G(I)$ being a chain (v_0, \dots, v_g) , $g \geq 1$, each node v_p contains a single job J_p and the edge $[v_{g-1}, v_g]$ is overloaded. Then one can build a normal schedule S for I in linear time.*

Proof. Let $T \doteq \text{dist}(v_0, v_{g-1})$ and $\mu \doteq \tau([v_{g-1}, v_g])$. Then $T^* = 2(T + \mu)$. As soon as the edge $[v_{g-1}, v_g]$ is overloaded, we have

$$d_g + 4\mu > \bar{R} - 2T.$$

Therefore, (4) implies

$$\sum_{j=0}^{g-1} d_j + 2T = \Delta - d_g + 2T < 2\bar{R} - 2T^* - \bar{R} + 2T + 4\mu + 2T = \bar{R}. \quad (10)$$

Let S be the early schedule built according to the scheme from Figure 3. Following a well-known fact from project planning, the makespan of the schedule S coincides with the length of a critical path in graph from Figure 3:

$$R_{\max}(S) = \max \left\{ \ell_1 + T^*, \ell_2 + T^*, d_g + 2\text{dist}(v_0, v_g), \sum_{j=0}^{g-1} d_j + 2T \right\}.$$

From (1) and (10) we obtain $R_{\max}(S) = \bar{R}(I)$, concluding the proof. \square

The following Lemma is a corollary from Theorem 2.9 [4], and the proof here is provided for the convenience of the reader only.

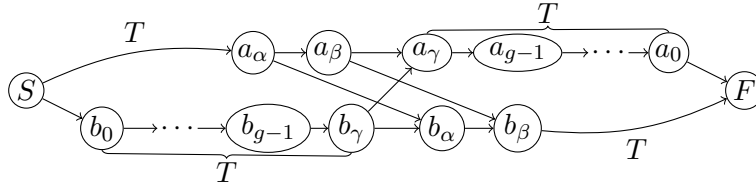


Figure 4. A scheme of the schedule S_1 .

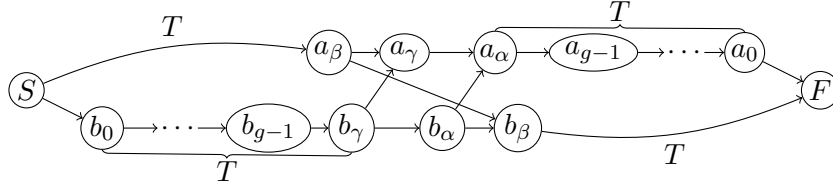


Figure 5. A scheme of the schedule S_2 .

Lemma 4.2. *Let I be an irreducible instance of $RO2|G = \text{chain}|R_{\max}$, with $G(I)$ being a chain (v_0, \dots, v_g) , $g \geq 1$, and v_g contains three jobs, while each underloaded node v_p contains a single job J_p , $p = 0, \dots, g-1$. Then one can build a normal schedule S for I in linear time.*

Proof. Let $\mathcal{J}(v_g) = \{J_\alpha, J_\beta, J_\gamma\}$. Let $T \doteq \text{dist}(v_0, v_g)$, then we have $T^* = 2T$. Without loss of generality we may assume

$$a_\alpha \leq \min\{a_\gamma, b_\gamma, b_\alpha\} \quad (11)$$

(this can be achieved by renumeration of machines and/or jobs J_α, J_γ).

As soon as I is irreducible we have

$$d_\alpha + d_\beta > \bar{R} - 2\text{dist}(v_0, v_g) = \bar{R} - T^*. \quad (12)$$

Together (4) and (12) imply

$$\sum_{j=0}^{g-1} d_j + d_\gamma + T^* < \bar{R}. \quad (13)$$

Consider the early schedules S_1 and S_2 built according to the schemes from Figures 4 and 5, accordingly.

By the reasoning similar to that of the proof of Lemma 4.1, using (11) we have

$$R_{\max}(S_1) = \max \left\{ \ell_1 + T^*, \ell_2 + T^*, \sum_{j=0}^{g-1} d_j + d_\gamma + T^*, T^* + a_\alpha + a_\beta + b_\beta \right\}.$$

We prove that at least one of S_1 and S_2 is normal. Assume otherwise. Then

$R_{\max}(S_1) > \bar{R}$ together with (1) and (13) imply

$$R_{\max}(S_1) = T^* + a_\alpha + a_\beta + b_\beta, \quad (14)$$

and $R_{\max}(S_2) > \bar{R}$ implies

$$R_{\max}(S_2) = T^* + \sum_{j=0}^{g-1} d_j + b_\gamma + \max\{a_\gamma, b_\alpha\} + a_\alpha.$$

By the assumption (11) we have

$$R_{\max}(S_2) \leq T^* + \sum_{j=0}^{g-1} d_j + b_\gamma + a_\gamma + b_\alpha. \quad (15)$$

Therefore, by (4)

$$R_{\max}(S_1) + R_{\max}(S_2) = 2T^* + \sum_{j=0}^{g-1} d_j + d_\alpha + d_\beta + d_\gamma = 2T^* + \Delta \leq 2\bar{R},$$

hence both S_1 and S_2 are normal. Lemma is proved by contradiction. \square

Now we are ready to declare the main result of this Section.

Theorem 4.3. *Let I be an instance of the $RO2|G = \text{tree}|R_{\max}$ problem, \tilde{I} is obtained from I by **Reduction** procedure and one of the following conditions is true:*

1. $G(\tilde{I}) = K_1$,
2. $G(\tilde{I})$ contains an overloaded edge,
3. $G(\tilde{I})$ contains a superoverloaded node.

Then one can build a normal schedule S for I in linear time.

Proof. Straightforward from Lemmas 3.6, 4.1 and 4.2. \square

Theorem 4.3 can be seen as a description of efficiently normal class of instances of $RO2|G = \text{tree}|R_{\max}$, formulated in terms of the outcome of the Procedure **Reduction**. In the next Section we suggest a formulation of sufficient conditions of efficient normality in terms of the properties of the initial instance (Theorem 5.3).

5. Sufficient conditions of polynomial solvability

Consider an instance I of the $RO2|G = \text{tree}|R_{\max}$ problem. Let us introduce some notation and definitions convenient for the description of the further results.

Definition 5.1. Let $G' = \langle V'; E' \rangle$ be a subtree of G . We define the *weight* of G' as

$$W(G') \doteq \sum_{v \in V'} \Delta(v) + 4 \sum_{e \in E'} \tau(e).$$

It is easy to observe that $W(G)$ is preserved by any operation of job aggregation and terminal edge contraction (and therefore by the Procedure **Reduction**). Moreover, if during the **Reduction** some subtree G' is completely contracted into a node v , then in the instance \tilde{I} obtained we have $\Delta(\tilde{I}; v) = W(G')$.

Notation 2. • Let $v \neq v_0$ and $e = [u, v] \in E$ — the edge, incident to v in the chain connecting v_0 and v . Then G_v is the connected component of $G \setminus \{e\}$ containing v . In other words, G_v is a subtree of G induced by the set of all nodes u such that v belongs to a chain connecting v_0 and u . For the sake of completeness let $G_{v_0} = G$.

- Let $e \in E$. Then by $v(e)$ we denote the node incident to e such that e belongs to a chain connecting v_0 and $v(e)$.
- $B_{G'}(v)$ — the set of all nodes of G' , adjacent to v .

Proposition 5.2. *Let $W(G_v) \leq \bar{R} - 2\text{dist}(v_0, v)$. Then during the **Reduction** procedure no node from G_v becomes overloaded.*

Proof. It is sufficient to prove that any tree G_v with such a property cannot contain an overloaded node. Assume otherwise, let some $u \in G_v$ be overloaded. Then by Definition 3.2

$$\Delta(u) > \bar{R} - 2\text{dist}(v_0, u) \geq \bar{R} - 2\text{dist}(v_0, v) \geq W(G_v),$$

which contradicts with Definition 5.1. □

The next Theorem describes an efficiently normal class of instances of $RO2|G = \text{tree}|R_{\max}$.

Theorem 5.3. *Suppose an instance I of the $RO2|G = \text{tree}|R_{\max}$ problem satisfies at least one of the following properties:*

1. *The depot v_0 is overloaded.*
2. *$\forall v \in B_{G(I)}(v_0) \ W(v) \leq \bar{R} - 2\tau([v_0, v])$.*
3. *There exists $e \in E$ such that*

$$W(G_{v(e)}) \in (\bar{R} - 2\text{dist}(v_0, v) - 2\tau(e), \bar{R} - 2\text{dist}(v_0, v)]. \quad (16)$$

4. *There exists $v \neq v_0$ such that*
 - 4.1. *$\forall u \in B_{G_v}(v) \ W(G_u) \leq \bar{R} - 2\text{dist}(v_0, u)$, and*
 - 4.2. *$W(G_v) > \frac{3}{2}(\bar{R} - 2\text{dist}(v_0, v)) + M$, there*

$$M = \max \left\{ d_{\max}(v), \max_{u \in B_{G_v}(v)} (W(G_u) + 4\tau([v, u])) \right\}.$$

Then a normal schedule for I can be built in linear time.

Proof. It is sufficient to prove that such an instance I satisfy the conditions of Theorem 4.3.

1. By Lemma 3.6 the only possible outcome of the **Reduction** procedure is that G is contracted into v_0 , and we have condition 1 of Theorem 4.3.
2. Let us prove that in this case the initial tree is contracted by the **Reduction** procedure either into v_0 or into a chain containing an overloaded edge. By Propo-

sition 5.2, in this case each of the subtrees G_v , $v \in B_G(v_0)$ is either contracted into v or there occurs an overloaded edge. In the later case we have condition 2 of Theorem 4.3, otherwise each of G_v is contracted into v , and after that v is underloaded. Any further reduction can only end up either with v_0 or a link with overloaded edge (if any of the edges incident to v_0 become overloaded). Either way we have one of the conditions 1, 2 of Theorem 4.3.

3. Let us prove that condition (16) guarantees that the **Reduction** procedure will end up with a chain containing an overloaded edge. Indeed, by (16) and Proposition 5.2 the tree $G_{v(e)}$ is either contracted into $v(e)$ or an overloaded edge occurs during the process and we have the claim. In the first case we obtain $\Delta(v(e)) = W(G_{v(e)})$, by (16) $v(e)$ is underloaded, and hence all the jobs from $\mathcal{J}(v(e))$ are aggregated into a single job J_x of length $d_x = \Delta(v(e))$ during the **Reduction**. Let $e = [u, v]$. From (16) we have

$$d_x > \bar{R} - 2\text{dist}(v_0, v) - 2\tau(e) = \bar{R} - 2\text{dist}(v_0, u) - 4\tau(e),$$

and by Definition 3.4 the edge e is overloaded.

4. Suppose that no overloaded edge occurs during the **Reduction** of subtree v . By condition 4.1 and Proposition 5.2 G_v is contracted into overloaded node v . The value M equals the maximal job length in $\mathcal{J}(v)$ after the reduction prior to Step 3 of the **Reduction** procedure: indeed, for each $u \in B_{G_v}(v)$ all jobs from G_u are reduced into a single job of length $W(G_u)$, which is further translated into v while its length becomes $W(G_u) + 4\tau([v, u])$ by the contraction of edge $[v, u]$. Now by condition 4.2 set of jobs from $\mathcal{J}(v)$ satisfy the Theorem 2.10, an as soon as Step 3 of the **Reduction** procedure is an application of the Procedure **Partition 2.0** (see Section 2), all the jobs from $\mathcal{J}(v)$ are aggregated into exactly three jobs, and v is superoverloaded. Hence the reduced instance satisfies condition 3 of Theorem 4.3.

□

6. Conclusion

We described the instance reduction procedure, and proved that any instance with $G = \text{tree}$ can be reduced to a chain preserving the standard lower bound. We may distinguish four outcomes of that procedure: Lemma 3.6 describes three, but the second one actually consists of two: with 2 and 3 jobs at the overloaded node. We cannot guarantee the normality of the initial instance only in one of that four outcomes. However it would be of interest to find out, how often does such an abnormal outcome occur, and therefore, how justified the use of term “normal” in this context is. This might be a subject for an experimental study. On top of that we suggest the following directions for future investigation.

6.1. Investigating a problem on a graph with a small circuit rank.

The procedure **Reduction** can be applied to an arbitrary transportation network, reducing it to a graph with at most two terminal nodes. It is easy to observe that terminal edge contraction operation preserves graph’s *circuit rank* (which is equal to $e - v + 1$ for a connected graph with e edges and v nodes). The next step would probably

be the investigation of a problem on a graph with a small circuit rank, for example a cycle or a *pseudotree* (a connected graph with a single cycle). The only polynomially solvable cases for such problems known up to date are straightforward corollaries from Theorem 2.9. So we propose the following problem for future investigation.

Problem 1. Find a new normal (or efficiently normal) subcase of the $RO2|G = cycle|R_{\max}$ problem.

6.2. Make a good use of the diagonal job.

Another question worth to think about is an application of Theorem 2.7. Those polynomially solvable cases rely on the possibility for each machine to visit almost every node twice while minimizing the travel time, and therefore do not work on an arbitrary tree, and even need special conditions on a chain (that is, the depot and the node containing the diagonal job have to be terminal). However these cases fit perfectly on the canvas of this paper, due to the fact that we reduce a tree to a chain with terminal depot by the procedure **Reduction**. In order to maximize the chances that the resulting chain satisfies the conditions of Theorem 2.7 we need to modify the procedure. Suppose the **Reduction** procedure produces a chain with terminal nodes v_0 and v . We suggest the following approach.

1. Perform all legal edge contractions except for those in the subtree G_v .
2. Consider all possible contractions of G_v into a chain.
3. If none of those chains satisfies the conditions of Theorem 2.7, try some aggregations at the depot to obtain a diagonal job.

Step 3 might be tricky, however we are able to try all the possibilities in case the number of jobs at the depot is bounded by some constant. Otherwise we need to find some heuristic approach for that step, at least we can aggregate sets of jobs $\mathcal{J}_A(v_0)$ and $\mathcal{J}_B(v_0)$. It is likely that a more productive approach exists, but this is a problem for future investigation.

Obviously we need to apply this idea only in case the instance does not satisfy the conditions of Theorem 4.3. The resulting heuristic might have some advantages over the procedure **Reduction**, although those seem to be hard to evaluate. That is the reason we propose the following

Problem 2. Describe some “good” modified heuristic. Perform an experimental study to estimate, how often does it produces a provably normal instance in comparison with the procedure **Reduction**.

6.3. Is the $RO2|G = tree|R_{\max}$ problem NP-hard in a strong sense?

While the $RO2|G = K_2|R_{\max}$ problem is NP-hard, it is not strongly NP-hard as a FPTAS the problem exists [11]. This FPTAS relies on the Theorem 2.5 and therefore cannot be applied directly to the case $G = tree$. This raises the following question: is the $RO2|G = tree|R_{\max}$ problem NP-hard in a strong sense? We would like to propose this question as a problem for future investigation.

Problem 3. Determine whether $RO2|G = tree|R_{\max}$ is strongly NP-hard.

Funding

This research was supported by the program of fundamental scientific researches of the SB RAS No I.5.1., project No 0314-2016-0014, and by the Russian Foundation for Basic Research, projects 17-01-00170, 17-07-00513 and 18-01-00747.

References

- [1] I. Averbakh, O. Berman, and I. Chernykh, *A 6/5-approximation algorithm for the two-machine routing open-shop problem on a two-node network*, European Journal of Operational Research 166 (2005), pp. 3–24.
- [2] I. Averbakh, O. Berman, and I. Chernykh, *The routing open-shop problem on a network: Complexity and approximation*, European Journal of Operational Research 173 (2006), pp. 531–539.
- [3] P. Brucker, S. Knust, T. Edwin Cheng, and N. Shakhlevich, *Complexity Results for Flow-Shop and Open-Shop Scheduling Problems with Transportation Delays*, Annals of Operations Research (2004), pp. 81–106.
- [4] I. Chernykh and A. Pyatkin, *Irreducible bin packing: Complexity, solvability and application to the routing open shop*. Working paper.
- [5] I. Chernykh, *Routing Open Shop with Unrelated Travel Times*, in *Discrete Optimization and Operations Research — 9th International Conference, DOOR 2016, Vladivostok, Russia, September 19-23, 2016, Proceedings*. 2016, pp. 272–283.
- [6] I. Chernykh and M. Kuzevanov, *Sufficient condition of polynomial solvability of two-machine routing open shop with preemption allowed (in Russian)*, Intellectual'nye sistemy 17 (2013), pp. 552–556.
- [7] I. Chernykh and E. Lgotina, *The 2-Machine Routing Open Shop on a Triangular Transportation Network*, in *Discrete Optimization and Operations Research — 9th International Conference, DOOR 2016, Vladivostok, Russia, September 19-23, 2016, Proceedings*. 2016, pp. 284–297.
- [8] I. Chernykh and A. Pyatkin, *Refinement of the Optima Localization for the Two-Machine Routing Open Shop*, in *Proceedings of the 8th International Conference on Optimization and Applications (OPTIMA17). Vol. 1987. CEUR Workshop Proceedings (1987)*. 2017, pp. 131–138.
- [9] T.F. Gonzalez and S. Sahni, *Open shop scheduling to minimize finish time*, J. ACM 23 (1976), pp. 665–679.
- [10] A. Kononov, S. Sevastianov, and I. Tchernykh, *When difference in machine loads leads to efficient scheduling in open shops*, Annals of Operations Research 92 (1999), pp. 211–239.
- [11] A. Kononov, *On the routing open shop problem with two machines on a two-vertex network*, Journal of Applied and Industrial Mathematics 6 (2012), pp. 318–331.
- [12] E.L. Lawler, J.K. Lenstra, A.H.G. Rinnooy Kan, and G.B. Shmoys, *Sequencing and scheduling: algorithms and complexity. Logistics of Production and Inventory*, Elsevier, 1993.
- [13] I. Lushchakova, A. Soper, and V. Strusevich, *Transporting jobs through a two-machine open shop*, Naval Research Logistics 56 (2009), pp. 1–18.
- [14] V. Strusevich, *A heuristic for the two-machine open-shop scheduling problem with transportation times*, Discrete Applied Mathematics 93 (1999), pp. 287–304.
- [15] D.P. Williamson, L.A. Hall, J.A. Hoogeveen, C.A.J. Hurkens, J.K. Lenstra, S.V. Sevast'janov, and D.B. Shmoys, *Short shop schedules*, Operations Research 45 (1997), pp. 288–294.