

METRIC LEARNING WITH BACKGROUND NOISE CLASS FOR FEW-SHOT DETECTION OF RARE SOUND EVENTS

Kazuki Shimada, Yuichiro Koyama, Akira Inoue

Sony Corporation, Tokyo, Japan

ABSTRACT

Few-shot learning systems for sound event recognition gain interests since they require only a few examples to adapt to new target classes without fine-tuning. However, such systems have only been applied to chunks of sounds for classification or verification. In this paper, we aim to achieve few-shot detection of rare sound events, from long query sequence that contain not only the target events but also the other events and background noise. Therefore, it is required to prevent false positive reactions to both the other events and background noise. We propose metric learning with background noise class for the few-shot detection. The contribution is to present the explicit inclusion of background noise as a independent class, a suitable loss function that emphasizes this additional class, and a corresponding sampling strategy that assists training. It provides a feature space where the event classes and the background noise class are sufficiently separated. Evaluations on few-shot detection tasks, using DCASE 2017 task2 and ESC-50, show that our proposed method outperforms metric learning without considering the background noise class. The few-shot detection performance is also comparable to that of the DCASE 2017 task2 baseline system, which requires huge amount of annotated audio data.

Index Terms— Sound event detection, rare sound event, few-shot learning, metric learning, background noise class

1. INTRODUCTION

Detection of rare sound events has been regarded as an import role in many applications, such as monitoring [1], audiovisual search [2, 3], and sound command recognition [4]. It is a common challenge to train a system to be robust, especially in the real-world scenarios where the target events only happen occasionally. Recent competitions such as DCASE Challenge show great progress in detection of rare sound events using deep learning techniques [5–11]. These studies are based on supervised learning, which requires huge amount of annotated audio data for training. On the other hand, in these days, few-shot learning gains a lot of interests, which enables a system to adapt to the target classes with only a few examples [12–14]. It can potentially reduce annotation costs of the training data. In addition, it can also realize an event detection system that can be configured by giving a few samples of a target sound, such as an entrance bell or kitchen timer, by the users.

A few-shot learning systems can quickly adapt to unseen classes with only a few examples [12–14]. There are two types of tasks; few-shot classification and few-shot verification. Few-shot classification is given k examples of new classes not seen during training, then classifies a query into one of these new classes [12–14]. For this task, deep metric learning is commonly used, which aims to learn representations that retain the class neighborhood structure so that similarity can be measured as a distance in the learned feature space [12–15]. Besides these methods, which are proposed for computer vision, several metric learning methods have been proposed

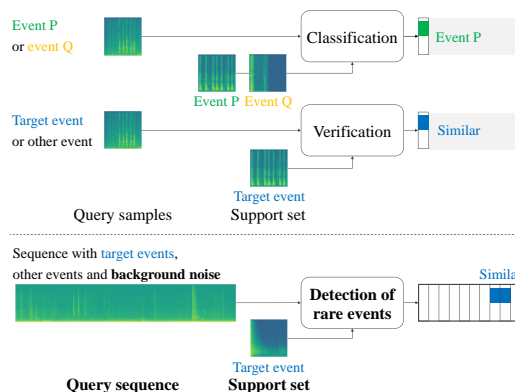


Fig. 1. Illustration of few-shot system overview. All few-shot systems take k -shot support sets, which means k audio example(s) of target classes ($k = 1$ in this figure). Unlike classification or verification systems, the detection system receives query sequence including target events, other events and background noise to estimate time-stamped activity.

for tasks in acoustic signal processing. Chou *et al.* have tackled few-shot audio clip-level event classification [16] and introduce an attentional similarity module especially to classify related short sound events [17]. On the other hand, few-shot verification is given k examples of a target class, then verifies whether a query sample is a target class or not. Wang *et al.* have worked on few-shot speaker verification using prototypical network, which is a metric learning method that is based on computing a distance against a mean embedding vector of a target class called prototype, and a threshold to verify the target speaker [18]. Although these works achieve high performance of classification/verification from chunks of sounds as the input, to the best of our knowledge, any studies have not been done yet for few-shot detection from long continuous query sequence that contain not only the target events but also the other events and background noise.

Comparing to the few-shot classification/verification tasks given short query chunks as the input, which are shown in the upper half of Fig. 1, the few-shot detection tasks are given continuous samples including target events, other sound events and background noise, as in the lower half of Fig. 1. The detection tasks aim to estimate temporal activity of target events. Therefore, it needs to be robust not to respond to the background noise. However, the background noise class has not been considered explicitly in the most of few-shot learning works. It is because only a few support examples of the background noise cannot cover all the variation of the noise.

In this paper, we propose metric learning with the explicit inclusion of background noise as a extra class for few-shot detection of rare sound events. To prevent false positive reactions in the background noise sections, metric learning with the background noise class provides a feature space where the background noise class and event classes are sufficiently separated. There are two contributions

Table 1. Overview of deep metric learning tasks, loss functions, and sampling strategies.

Paper	Task	Fine-tuning	Threshold	Loss or objective function	Sampling strategy
Manocha <i>et al.</i> [19]	retrieval	-	-	contrastive loss	pair sampling
Pons <i>et al.</i> [20]	classification	w/	w/o	cross-entropy loss	episodic sampling
Koizumi <i>et al.</i> [21]	anomaly detection	w/	w/	SNIPER objective	anomalous sampling
Wang <i>et al.</i> [18]	few-shot verification	w/ and w/o	w/	cross-entropy loss	episodic sampling
Chou <i>et al.</i> [17]	few-shot classification	w/o	w/o	cross-entropy loss w/ attentional similarity	episodic sampling
Our work	few-shot detection of rare events	w/o	w/	weighted contrastive loss w/ background noise class	balanced pair sampling for background noise class

for learning such a feature space; a new sampling strategy and a loss function. Various background noises are sampled during training with a controlled ratio, then, the loss function that weights the background noise class is designed to separate the target event classes and the noise class. In the inference step, we calculate a temporal distance sequence between the learned embedding vectors of query sequence and target support examples, which is compared with a threshold. Evaluations on few-shot detection tasks of rare sound events, using DCASE 2017 task2 [5] and ESC-50 [16], show that our proposed method outperforms metric learning without considering the background noise class. The few-shot detection performance is also comparable to that of the DCASE 2017 task2 baseline system, which requires huge amount of annotated audio data for training.

2. RELATED WORK

Deep metric learning methods aim to learn a feature space that retain the class neighborhood structure [12–15]. The metric learning methods are used for retrieval tasks and few-shot classification tasks in various fields, such as computer vision and natural language processing. In the basic processing flow of deep metric learning, The basic procedure of deep metric learning is as follows. During training, sampled inputs are mapped to a feature space through an embedding network. Then, the distances between the inputs in the feature space are calculated. Lastly, the network parameters are updated based on a loss function using the distances. In the inference step, by using the feature space, the input is classified to one of the target classes.

Regarding deep metric learning in acoustic signal processing [17–26], we summarize an overview of tasks, loss functions, and sampling strategies, in Table 1. Manocha *et al.* have worked on sound clip search task and used contrastive loss, where a feature space is learned based on a pair type that consists of the same class or different classes and a feature space distance [19]. They compare balanced and unbalanced sampling strategies for positive and negative label pairs. Pons *et al.* have tackled audio classification with few-data challenges [20]. They follow prototypical network [14] and use cross-entropy loss suitable for classification tasks. Episodic sampling strategy [13] is adopted during training, which samples only a few examples of each class as data points to simulate a few-shot classification scenario. Koizumi *et al.* have proposed an objective function called SNIPER, which suppresses the false negative rate of the overlooked anomaly, for a cascaded anomaly detection system [21]. The parameters of the anomaly detector are trained with the objective function. Wang *et al.* have tackled few-shot speaker verification using a threshold to verify the target speaker [18]. They also focus on the prototypical network and compare cross-entropy loss to triplet loss. Chou *et al.* have assumed that an audio clip-level event classifier needs to be quickly adapted to recognize the new sound event without fine-tuning, i.e.,

support examples are not used to update network parameters [17]. They introduce an attentional similarity module, which guide the embedding network to pay attention to specific segments of a audio clip for classification of short or transient sound events.

This paper focuses on the few-shot detection task of rare sound events, which is also listed in Table 1. We adopt the system without fine-tuning as in [17], for the immediate response. A threshold is used to detect only the target event class from a temporal sequence of distances computed by metric learning, which is commonly done in the verification tasks [18]. To prevent false positive reactions in background noise sections, we propose weighted contrastive loss based on [27], and a balanced sampling strategy of background noise class, which provides a feature space where the background noise class and target event classes are separated.

3. METHOD

3.1. Basic processing flow of metric learning

The goal is to train an embedding network that maps input samples to a feature space, where samples from the same class become closer while samples from different classes spread apart, as shown in Fig. 2. Training consists of a pair sampling step and a training step for the embedding network. In our work, we use convolutional neural network (CNN) architecture as the embedding network, $\mathcal{F}_{\text{CNN},\theta}(\cdot)$, where θ is the parameters of the network.

In the sampling step, let $\mathbf{X}_1, \mathbf{X}_2 \in \mathbb{R}^{F \times T}$ be training samples consisting of F -dimensional T frame acoustic features and let $y_1, y_2 \in \{1, \dots, C_{\text{train}} + 1\}$ be class labels assigned to the samples, where C_{train} is the total number of classes in event source sets. The other one is the background noise class. The training sample set consists of event class samples and background noise class samples. Event class samples are generated by mixing samples from the event source sets and samples from the background noise set with random event-to-background ratios (EBR). Background noise class samples are randomly selected only from the background noise set.

The parameters of the network are updated by minimizing the following objective function in a pair consisting of \mathbf{X}_1 and \mathbf{X}_2 :

$$\min_{\theta} \sum_{\mathbf{X}, y} \mathcal{L}(\mathcal{D}_{\theta}(\mathbf{X}_1, \mathbf{X}_2), y_1, y_2), \quad (1)$$

where \mathcal{L} is a loss function, and \mathcal{D}_{θ} is the Euclidean distance in the feature space:

$$\mathcal{D}_{\theta}(\mathbf{X}_1, \mathbf{X}_2) = \|\mathcal{F}_{\text{CNN},\theta}(\mathbf{X}_1) - \mathcal{F}_{\text{CNN},\theta}(\mathbf{X}_2)\|. \quad (2)$$

Since we focus on the pair that consists of the same class or different classes, we adopt the contrastive loss function defined in [27] as base. Let l be the label assigned to the pair. $l = 1$ if the inputs

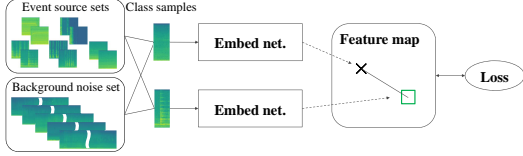


Fig. 2. In the training, pairs are mapped to a feature map via an embedding network whose parameters are updated with a loss function.

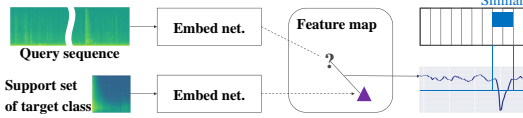


Fig. 3. In the inference, the distance between the support set and the query sample in the feature map is calculated and compared with a threshold to decide whether the query sample is in the target event class or not.

belong to the same class $y_1 = y_2$; otherwise $l = 0$. Then, the loss function \mathcal{L} is defined as

$$\begin{aligned} & \mathcal{L}(\mathcal{D}_\theta(\mathbf{X}_1, \mathbf{X}_2), y_1, y_2) \\ &= l\mathcal{D}_\theta(\mathbf{X}_1, \mathbf{X}_2)^2 + (1-l)\max(m - \mathcal{D}_\theta(\mathbf{X}_1, \mathbf{X}_2), 0)^2, \end{aligned} \quad (3)$$

in which $m > 0$ is a margin. The network parameters θ are trained so that the pairs are closer if the class label $l = 1$ and are farther apart if $l = 0$.

The inference step is summarized in Fig. 3. Given a k -shot support set $\mathcal{S} = \{\mathcal{S}_i \in \mathbb{R}^{F \times T} (i = 1, \dots, k)\}$, which consists of k examples from the target event class not seen during training. k is typically a small number from 1 to 10. Let $\mathcal{Q}_n \in \mathbb{R}^{F \times T}$ be a query sample in time frame n , which is a part of long continuous audio sequence including target events, other events, and background noise.

A distance space between the support set and the query sample, $\mathcal{D}_\theta(\mathcal{S}, \mathcal{Q}_n)$, is calculated as follows:

$$\mathcal{D}_\theta(\mathcal{S}, \mathcal{Q}_n) = \|\mu_k - \mathcal{F}_{\text{CNN}, \theta}(\mathcal{Q}_n)\|, \quad (4)$$

where μ_k is a mean vector of the embedded support examples called prototype [14], $\mu_k = \frac{1}{k} \sum_{\mathcal{S}_i \in \mathcal{S}} \mathcal{F}_{\text{CNN}, \theta}(\mathcal{S}_i)$. The distance $\mathcal{D}_\theta(\mathcal{S}, \mathcal{Q}_n)$ is compared with a threshold σ to decide whether the query sample is the target event class or not. Finally, the classification result is output alongside with the time-stamp of the partial input of the audio sequence.

3.2. Balanced sampling strategy for background noise class

We aim to select samples from sound event classes and background noise class with a suitable ratio for the detection task. To separate the background noise class and the sound event classes in the feature space, the background noise class is required to be sampled at the same ratio as that of the other event classes all together in Fig. 4. In our preliminary experiment, when the background noise class is sampled at the same ratio as each other event class, the background noise class is almost missed in the training step and is not sufficiently separated from the sound event classes.

3.3. Weighted contrastive loss with background noise class

We introduce a new weighting algorithm into the conventional contrastive loss [27], by applying a large weight to the background noise class to be far from the sound event classes in the feature space. We define w as a weight for the margin into the contrastive loss function.

Pair type	Sampling prob.
Event P, Event P	0.25
Background noise, Background noise	0.25
Event P, Event Q	0.25
Event P, Background noise	0.25

Fig. 4. In the proposed sampling strategy, half of the pairs contain background noise class.

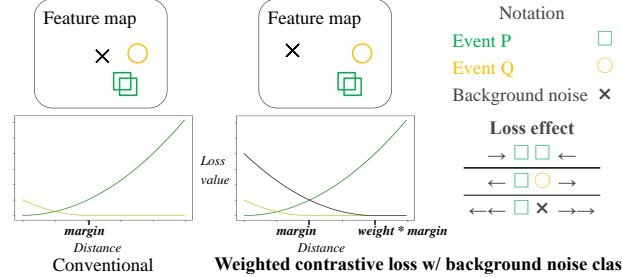


Fig. 5. A weight for the margin is introduced into the contrastive loss to separate the background noise class far away from event classes.

$w > 1$ if the inputs have background noise class; otherwise $w = 1$ to separate the background noise class far away from event classes.

$$\begin{aligned} & \mathcal{L}(\mathcal{D}_\theta(\mathbf{X}_1, \mathbf{X}_2), y_1, y_2) \\ &= l\mathcal{D}_\theta(\mathbf{X}_1, \mathbf{X}_2)^2 + (1-l)\max(wm - \mathcal{D}_\theta(\mathbf{X}_1, \mathbf{X}_2), 0)^2, \end{aligned} \quad (5)$$

where the weighted margin wm in the second term increases when the input pair consists of a background noise class sample and an event class sample to separate them from each other in the feature space, as in Fig. 5. The weighting makes the background noise class farther away than other event classes, from each event class.

Looking only at pairs of event classes, they follow the usual contrastive loss [27]. An effect of pairs of a background noise class sample and an event class sample is that each event class is expected to be separated almost equally far from the background noise class when training has progressed sufficiently. If the dimensionality of the feature space is large enough, mapping of the sound event classes is expected to be learned as usual, and the background noise class is expected to be mapped away from the event class regions.

4. EXPERIMENTAL EVALUATION

4.1. Experimental settings

We evaluated the proposed method using few-shot detection experiments of rare sound events. DCASE 2017 task2 [5] and ESC 50 [16] were used for the detection tasks. DCASE 2017 task2 is a detection task of rare sound events using target sound events (babycry, glassbreak, and gunshot) and 30-second background noise clips from TUT Acoustic Scenes 2016 dataset [28]. A synthesizer provided in the challenge was used to generate mixtures of target events and background noise clips. The ESC-50 contains 2,000 5-second audio clips labeled with 50 classes, each having 40 examples. The sound categories cover sounds of animals, natural sounds, human sounds, and other interior/exterior characteristic sounds. The background noise set for training was from DCASE 2017 task2 devtrain background audio. The event source sets were 43 classes, with labels from 0 to 44 of ESC-50 excluding babycry and glassbreak classes, since they were target event classes in evaluation step. The rest 5 classes were used to verify metric learning training through their loss value. In the evaluation step, query sequence sets were from DCASE 2017 task2 development and evaluation sets, following its setup. Each set consisted of 30-second generated audio clips. There

Table 2. Few-shot detection performances of rare sound events (event-based F1 score) on evaluation tasks. The query sequence sets consist of 30-second audio clips from DCASE 2017 task2 development and evaluation sets.

Method	Support	Development set				Evaluation set			
		Baby.	Glass.	Gun.	Avg.	Baby.	Glass.	Guns.	Avg.
Metric learning w/o background noise class + background noise detector	10-shot	0.23	0.19	0.08	0.17	0.21	0.14	0.07	0.14
	10-shot	0.53	0.41	0.47	0.47	0.59	0.50	0.25	0.45
Metric learning w/ background noise class (proposed)	1-shot	0.33	0.35	0.25	0.31	0.35	0.28	0.27	0.30
	5-shot	0.42	0.61	0.47	0.50	0.45	0.55	0.44	0.48
	10-shot	0.45	0.66	0.56	0.56	0.49	0.58	0.47	0.51
DCASE 2017 task2 baseline trained with 500 mixture audio examples [5]		(0.72)	(0.89)	(0.57)	(0.73)	(0.67)	(0.79)	(0.47)	(0.64)

were 500 clips per each target sound event. The event presence rate was 0.5 (250 clips with target event present and 250 clips of only background). The EBR for each mixed clip was randomly selected from -6, 0, or 6 dB. Few-shot support set for each target class was from DCASE 2017 task2 devtrain target sound events. There were about 100 target sound events for each class. We randomly selected k target events as k -shot support examples: $k \in 1, 5, 10$. Since results of the experiment might vary depending on which support examples were selected [20], we carried out each experiment 20 times per fold of data, and reported averaged scores across the folds. We used an event-based F1 score metric [29], and the metric was calculated using onset-only condition with a collar of 500 ms.

Sampling frequency was standardized at 16 kHz in our experiments. Acoustic feature was $F = 40$ -channel log Mel-scale filter bank per each frame where short-time Fourier transform was applied with configurations of 30 ms frame length and 10 ms frame overlap. In the training step, each sample was generated on-the-fly [30]. Each sample consisted of $T = 100$ frame acoustic features. When the pair for the contrastive loss was created, first, the label l in (5) is selected from 0 or 1, then the class y is selected randomly for each of the pair. The EBR for each mixed sample of pairs was randomly selected from 0 to 18 dB. According to the sampling strategy in section 3.2, half of the pairs contained background noise class. The ratio of the cases of $l = 0$ and $l = 1$ was evenly set as 0.5. Further we divided the ratio in each case evenly. Specifically, in the case of $l = 1$, the occurrence probability of pairs with only background noise class was set to 0.25, and that of pairs with only the same sound event class was set to 0.25. Similarly, in the case of $l = 0$, the probability of pairs with the background noise class and a sound event class was set to 0.25, and that of pairs with different sound event classes was set to 0.25. Each sound event class was evenly assigned. The embedding network was a lightweight version of ResNet architecture [31], which has approximately 70 k parameters, and mapped each sample to a sufficiently large 128-dimension feature space. The margin of the loss function m was set to 1, and the weight coefficient for the margin was set as $w = 2$ if the inputs have background noise class; otherwise $w = 1$. The embedding network was trained for about 100 epochs based on the event source sets.

As a support example of each target sound event in the inference step, we used features for 100 frames centered on each event onset time. The distance \mathcal{D}_θ was calculated in every 20 frames. The threshold σ was optimized using the development set for each method and each target sound event class. We used metric learning without background noise class as a baseline for comparison. Since the baseline method alone was not robust enough to prevent false positive errors in background noise sections, the method was combined with a detector designed to identify background noise section and eliminate them in the inference step. Oracle detector was not

used because it was difficult to define the background noise sections in this case. The detector was based on a supervised learning algorithm with the same network configuration and training data as the proposed method. In our preliminary experiments, detector performed at a recall of about 0.6 in the same development set.

4.2. Experimental results

The event-based F1 scores are listed in Table 2, where performance of few-shot detection of rare sound events were evaluated, using query sequence sets of 30-second generated audio clips from DCASE 2017 task2 development and evaluation sets. Compared with the baseline method combined with the background noise detector, the proposed method showed 0.06 pt higher average F1 score in evaluation set. In addition, the proposed method was also simpler system since it is based on only metric learning. The performance of proposed method improved as the number of shots k increased. As the long continuous query sequence included target events, other events, and various background noise, metric learning without background noise class was vulnerable to various background noise. Overall, the low F1 scores indicated the difficulty of the few-shot detection task of rare sound events. Among the tasks, glassbreak detection in DCASE 2017 task2 was the easier task, which was reflected in the high F1 scores. The best event-based F1 score for the gunshot class, 0.47, was comparable to the 0.47 score of the DCASE 2017 task2 baseline system, which was trained with sizable amounts of annotated sound data [5].

5. CONCLUSION

We proposed metric learning with background noise class for few-shot detection of rare sound events. To prevent false positive reactions to the input continuous sequence, metric learning with the background noise class provided a feature space where the background noise class and event classes are sufficiently separated. We designed a new sampling strategy, where various background noises were sampled during training with a controlled ratio. Then, the loss function that weights the background noise class was designed to spread between the event classes and the noise class. In the inference step, we calculated a distance sequence between the learned embedding vectors of query sequence and target support examples, which is compared with a threshold. Evaluations on few-shot detection task of rare sound events, using DCASE 2017 task2 [5] and ESC-50 [16], showed that our proposed method outperformed metric learning without considering the background noise class. The few-shot detection performance was also comparable to that of the DCASE 2017 task2 baseline system, which requires huge amount of annotated audio data for training.

6. REFERENCES

- [1] J.-L. Rouas, J. Louradour, and S. Ambellouis, "Audio events detection in public transport vehicle," in *Proc. of IEEE ITSC*, 2006, pp. 733–738.
- [2] M. S. Lew, N. Sebe, C. Djeraba, and R. Jain, "Content-based multimedia information retrieval: State of the art and challenges," *ACM TOMM*, vol. 2, no. 1, pp. 1–19, 2006.
- [3] J.-Y. Liu and Y.-H. Yang, "Event localization in music auto-tagging," in *Proc. of ACM MM*, 2016, pp. 1048–1057.
- [4] R. Alvarez and H.-J. Park, "End-to-end streaming keyword spotting," in *Proc. of IEEE ICASSP*, 2019, pp. 6336–6340.
- [5] A. Mesaros, T. Heittola, A. Diment, B. Elizalde, A. Shah, E. Vincent, B. Raj, and T. Virtanen, "DCASE 2017 challenge setup: Tasks, datasets and baseline system," in *Proc. of DCASE 2017 workshop*.
- [6] E. Cakır and T. Virtanen, "Convolutional recurrent neural networks for rare sound event detection," in *Proc. of DCASE 2017 workshop*.
- [7] H. Lim, J. Park, and Y. Han, "Rare sound event detection using 1D convolutional recurrent neural networks," in *Proc. of DCASE 2017 workshop*.
- [8] C.-C. Kao, W. Wang, M. Sun, and C. Wang, "R-CRNN: Region-based convolutional recurrent neural network for audio event detection," in *Proc. of Interspeech*, 2018, pp. 1358–1362.
- [9] H. Phan, M. Krawczyk-Becker, T. Gerkmann, and A. Mertins, "Weighted and multi-task loss for rare audio event detection," in *Proc. of IEEE ICASSP*, 2018, pp. 336–340.
- [10] V. Arora, M. Sun, and C. Wang, "Deep embeddings for rare audio event detection with imbalanced data," in *Proc. of IEEE ICASSP*, 2019, pp. 3297–3301.
- [11] A. Jati, N. Kumar, R. Chen, and P. Georgiou, "Hierarchy-aware loss function on a tree structured label space for audio event detection," in *Proc. of IEEE ICASSP*, 2019, pp. 6–10.
- [12] G. Koch, R. Zemel, and R. Salakhutdinov, "Siamese neural networks for one-shot image recognition," in *Proc. of ICML deep learning workshop*, 2015.
- [13] O. Vinyals, C. Blundell, T. Lillicrap, D. Wierstra *et al.*, "Matching networks for one shot learning," in *Proc. of NeurIPS*, 2016, pp. 3630–3638.
- [14] J. Snell, K. Swersky, and R. Zemel, "Prototypical networks for few-shot learning," in *Proc. of NeurIPS*, 2017, pp. 4077–4087.
- [15] E. Hoffer and N. Ailon, "Deep metric learning using triplet network," in *Proc. of SIMBAD*, 2015, pp. 84–92.
- [16] K. J. Piczak, "ESC: Dataset for environmental sound classification," in *Proc. of ACM MM*, 2015, pp. 1015–1018.
- [17] S.-Y. Chou, K.-H. Cheng, J.-S. R. Jang, and Y.-H. Yang, "Learning to match transient sound events using attentional similarity for few-shot sound recognition," in *Proc. of IEEE ICASSP*, 2019, pp. 26–30.
- [18] J. Wang, K.-C. Wang, M. T. Law, F. Rudzicz, and M. Brudno, "Centroid-based deep metric learning for speaker recognition," in *Proc. of IEEE ICASSP*, 2019, pp. 3652–3656.
- [19] P. Manocha, R. Badlani, A. Kumar, A. Shah, B. Elizalde, and B. Raj, "Content-based representations of audio using siamese neural networks," in *Proc. of IEEE ICASSP*, 2018, pp. 3136–3140.
- [20] J. Pons, J. Serra, and X. Serra, "Training neural audio classifiers with few data," in *Proc. of IEEE ICASSP*, 2019, pp. 16–20.
- [21] Y. Koizumi, S. Murata, N. Harada, S. Saito, and H. Uematsu, "SNIPER: Few-shot learning for anomaly detection to minimize false-negative rate with ensured true-positive rate," in *Proc. of IEEE ICASSP*, 2019, pp. 915–919.
- [22] K. Sriskandaraja, V. Sethu, and E. Ambikairajah, "Deep siamese architecture based replay detection for secure voice biometric," in *Proc. of Interspeech*, 2018, pp. 671–675.
- [23] A. Thakur, D. Thapar, P. Rajan, and A. Nigam, "Deep metric learning for bioacoustic classification: Overcoming training data scarcity using dynamic triplet loss," *The Journal of the Acoustical Society of America*, vol. 146, no. 1, pp. 534–547, 2019.
- [24] X. Lu, P. Shen, S. Li, Y. Tsao, and H. Kawai, "Class-wise centroid distance metric learning for acoustic event detection," in *Proc. of Interspeech*, 2019, pp. 3614–3618.
- [25] J. Monteiro, J. Alam, and T. H. Falk, "Combining speaker recognition and metric learning for speaker-dependent representation learning," in *Proc. of Interspeech*, 2019, pp. 4015–4019.
- [26] S. Zhang, Y. Qin, K. Sun, and Y. Lin, "Few-shot audio classification with attentional graph neural networks," in *Proc. of Interspeech*, 2019, pp. 3649–3653.
- [27] R. Hadsell, S. Chopra, and Y. LeCun, "Dimensionality reduction by learning an invariant mapping," in *Proc. of IEEE CVPR*, 2006, pp. 1735–1742.
- [28] A. Mesaros, T. Heittola, and T. Virtanen, "TUT database for acoustic scene classification and sound event detection," in *Proc. of EUSIPCO*, 2016, pp. 1128–1132.
- [29] —, "Metrics for polyphonic sound event detection," *Applied Sciences*, vol. 6, no. 6, p. 162, 2016.
- [30] H. Erdogan and T. Yoshioka, "Investigations on data augmentation and loss functions for deep learning based speech-background separation," in *Proc. of Interspeech*, 2018, pp. 3499–3503.
- [31] K. He, X. Zhang, S. Ren, and J. Sun, "Deep residual learning for image recognition," in *Proc. of IEEE CVPR*, 2016, pp. 770–778.