

Department: Electronic Engineering
 Editor: Name, xxxx@email

Reproducing Scientific Experiment with Cloud DevOps

Feng Zhao

Tsinghua University

Xingzhi Niu

University of Washington, Tacoma

Shao-Lun Huang

Tsinghua University

Lin Zhang

Tsinghua University

Abstract—The reproducibility of scientific experiment is vital for the advancement of disciplines based on previous work. To achieve this goal, many researchers focus on complex methodology and self-invented tools which have difficulty in practical usage. In this article, we introduce the DevOps infrastructure from software engineering community and shows how DevOps can be used effectively to reproduce experiments for computer science related disciplines. DevOps can be enabled using freely available cloud computing machines for medium sized experiment and self-hosted computing engines for large scale computing, thus powering researchers to share their experiment result with others in a more reliable way.

■ **THE INTRODUCTION** As the development of Big Data, scientific computing encompasses more disciplines and are much more complex than before. Cloud Computing offers many convenient infrastructures which have been proven useful in scientific experiment scenario. For example, some highly parallel experiments can be done on Cloud Serveless with affordable cost [1]. There are also other emerging domains which are related to scientific computational experi-

ment. These experiments require more dedicated toolchains, specific workflow and expensive computational resources which put new challenge on experiment reproducibility.

To solve the reproducibility issue, there are three kinds of approaches: Tools, Platform and Methodology. Many tools [2] are provided, which can capture the running environment information or storing the experiment results. These tools are valuable but may suffer from bad-maintainability

and difficult configuration. Indeed, they are made by domain specific scientists, not by experienced full-time software engineers. These tools can store the experiment results, which requires users to configure the database locally but researchers may not be experienced in database. Also the local data is difficult to share. Furthermore, most of these tools are not programming language neutral, which means researchers cannot use them in other programming languages. Still, something is better than nothing if researchers use these tools to manage their experiment.

For platform solution, traditionally containerization is used. In recent years, it has been shown that cloud computing is suitable for scientific research purpose [3]. Configuration on cloud environment from scratch is difficult for unexperienced researchers and it is better to use specific cloud service for research purpose. For example, we have Code Ocean or other commercial cloud systems [4], which can tackle the reproducibility problem to some extent. However, their free tier is mean and researchers probably are not willing to pay for extra computational resource. Budget limitation is an important factor when it comes to buying cloud computing resources.

Methodology, or best practice in reproducibility usually discusses the general principals [5] or combines tools and platforms to explore the best practice [6]. Generally speaking, methodology is hard to follow as they tend to be ideal and the researchers may not be familiar with or have the ability to setup the toolchain used.

All the above three aspects have pros and cons for experiment reproducibility. The key is how to combine the three aspects to make the best use of their advantages. This is what DevOps tries to solve. This idea is not newly proposed. Boettiger gives a try using Docker container for experiment reproducibility [7]. He also mentioned the DevOps philosophy and acknowledged its limitations. There are other research projects which borrow the ideas of DevOps to conduct sophisticated experiments [8]. These previous researches are valuable but they are limited to specific domain and local environment.

There are also dedicated system on the cloud, which tries to solve domain specific problem and is related with experiment reproducibility. Devops@mech is developed for a certain in-

stitute, which is based on DevOps methodology [9]. For public service, we have RAMP for data science domain [10] or VCR for computational results indexing purpose [11]. Though these services are available when corresponding paper is written, they are unavailable now. Everest, claimed to simplify the use of clouds for scientific computing, is still available but users are required to attach their own resources before actually using it [12]. Just like existing tools, these lab-made services suffer from bad maintenance.

From the above analysis, we see that previous combination of DevOps with scientific experiment has some shortcomings. In this article, we propose Cloud DevOps approach, which uses DevOps from cloud service point of view. It has the following advantages which are not present completely in previous approaches:

- High availability of the service and well maintenance of the infrastructure
- Easy to use and have flexible configuration
- Unlimited Usage and rich computing resource

In the following sections, we will give an introduction to Cloud DevOps and show the feasibility to incorporate existing tools in Cloud DevOps. We then investigate the reproducibility problem with some proof-of-concept examples. These examples take the advantage of Cloud DevOps while integrated with old toolchains. We believe Cloud DevOps can help researchers be more productive in their experiment and help others easier to follow their research. All too often, helping others actually helps yourself.

INFRASTRUCTURE

Originally, DevOps refers to the software engineering approach to automate the process of building and deploying software product, which is summarized by its two core components “Continuous Integration and Deployment (CICD)” [13]. DevOps service (server) can be self-hosted or centrally hosted. In either way, it requires some other computing machines (called agents or runners) to actually run the jobs submitted. Usually the jobs are not submitted by hand but triggered by an update of code repository. DevOps server is quite complex and self-hosted solution is not suitable for sharing results with others. Therefore it is preferred to use public cloud DevOps service,

Table 1. Comparison of Cloud DevOps provider (until 2019)

	AppVeyor	Azure pipelines	CircleCI	GitLab CICD	Travis
Platform	Windows, Linux	All	All	Linux docker	All
Parallel	1	10	4	8	5
Selfhost	Y	Y	N	Y	N
Artifact	N	Y	Y	Y	N

which provides some free time-unlimited computing power (cloud agent). Besides, self-hosted computing agent (client) can be used if public provided agent is not suitable to reproduce the experiment due to computing resource limitation. In this article, we only consider cloud hosted DevOps service and call them Cloud DevOps for short.

There are some similarities between Cloud DevOps and Everest infrastructure [11]. Both of Cloud DevOps and Everest allow dynamic provision of computing resources from public cloud service provider and support computing agents attached by users. The computation can be trigger by user when the button is clicked via web interface. However, Everest suffers from problems mentioned in the last Section. From the workflow management point of view, Cloud DevOps is similar to Pegasus system [14]. While the latter is more suitable for large scale distributed computing management, Cloud DevOps is scalable and covers the need from small experiment to large scale experiment as well.

There are many freely available Cloud DevOps service providers for open source project which greatly power individual developers and open source community. **Table 1** gives some famous providers with the list of their features.

In Table 1, "Platform" row summarizes what kinds of operating system (OS) are supported; "Parallel" row represents the maximum number of allowed parallel jobs; "Selfhost" row means whether the service provider supports connection of self-hosted agent; "Artifact" row means whether it supports preservation of job artifacts. Our approach is not limited to a specific DevOps cloud service provider. Instead, we focus on the methodology, which is applicable to almost any service provider.

We call a DevOps infrastructure cross-platform (Platform = All in Table 1) if it

supports Windows, MacOS and Linux OS. Cross-platform is an important topic in software engineering. For scientific community, most research experiments can only be reproduced on specific version of one Operating System. This is OK since researchers may not have machines of other Operating Systems or they have no time to make their code run on different platforms. A recent study found a flaw of Python script in an article published on Nature which produces different results on different OS [15]. This incident can be avoided if researchers test their experiment code on different OS. Cloud DevOps provides easy configuration for different environments and researchers are encouraged to test their code on different OS without learning too much new knowledge and spending too much time. To the least extent, researchers can choose the most similar environment on the cloud to their local development environment and make the experiment able to run on cloud. To the largest extend, it is beneficial if newly developed algorithms and experiments can be run on more platforms.

Parallelism is a valuable capability of Cloud DevOps. In software engineering community, it is often used to run different tests in parallel. Artifacts are build product which are ready to be deployed to other places. Some DevOps service provider give the opportunity to save artifacts permanently. For scientific experiment scenario, independent experiments can be run in parallel jobs and the results (like figures) can be saved automatically for each job and viewed by public.

Cloud DevOps uses configuration file to determine the running environment and workflow instructions. Usually the configuration file is written in YAML format. Different Cloud DevOps providers have different schema in this format, but they all do the same thing. Below we give a short introduction of how to configure Cloud DevOps to run the experiment.

Choosing Environment for Agent

Users first choose the actual running environment of their code. Usually, it is the combination of the following items:

- 1) virtual machine or docker container.
- 2) public cloud service or local runner.
- 3) programming language and version.

For example, on Travis users can have Ubuntu 16.04 Python 3.6 environment by simple requires it in the following way:

Listing 1. environment configuration

```
1 os: linux
2 dist: xenial
3 language: python
4 python: 3.6
```

In this configuration, we use the Linux virtual machine provided by cloud service. We also fix the version of certain software. Such shortcut makes installing dependency in later workflow management much easier as we do not need to install Python or other pre-installed softwares manually.

Besides virtual machine, many DevOps infrastructures support Docker containers as well, which provides more flexible way to configure the environment. Generally speaking, virtualization is better than bare metal OS for experiment reproducibility [3]. Hence Cloud DevOps can do a good job by providing out-of-the-box virtual machine.

Usually Cloud DevOps is used in cooperation with a source code repository. The system diagram in **Figure 1** shows the interaction between the computing agent, the Cloud DevOps server and the code repository. When the source code is updated, Cloud DevOps server fetches the latest code automatically and trigger the computing agent to run the build. The agent uploads the log file and artifacts to the server after it finishes tasks. The artifacts can be figures of experiment result which will be included in the paper. The code repository is used for version control and each running of the agent produces a log file. The source code version and the log file are 1-to-1 correspondent. Inspecting the public available log and its corresponding source code help others to reproduce the same result using public available build machine or on local workstations.

Though we can use the cloud computing resources for unlimited time, the algorithm level parallel ability is restricted and special computing device (like GPU) or programming model (MPI) is missing. The ability to use self-hosted environment is important to run complex scientific experiment. Fortunately, many Cloud DevOps service provides the local agent option to make

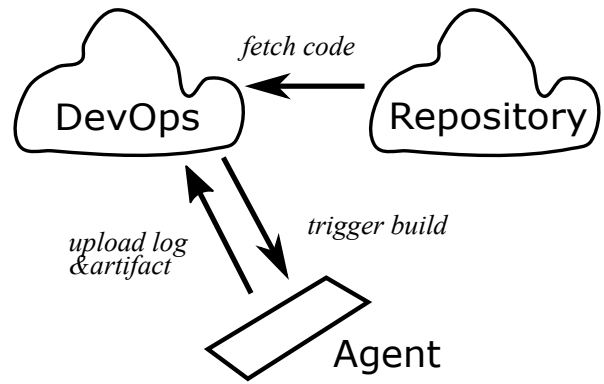


Figure 1. Interaction of DevOps server with agent and code repository

it possible. By installing a client software, it is possible to empower the advantages of Cloud DevOps without losing the computing ability of self-hosted servers.

Describe Workflow for Agent

In this step, users should determine how to execute their code sequentially. The basic workflow can be summarized in **Figure 2**.

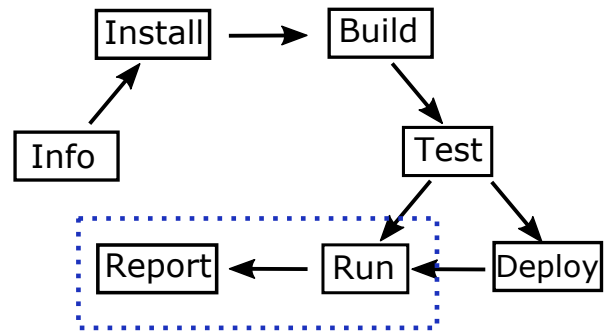


Figure 2. CI/CD pipeline illustration. The steps within blue boxes are specific stages for scientific experiments.

The first few steps are common. We need to capture enough information of the running machine (Info) and install necessary software dependencies (Install). Then we build our source code to binary executable (Build) and run some test to verify whether it works for simple cases (Test). In software engineering community, DevOps ends with the deployment step. But for scientific experiment, the story just begins after packing your algorithm to a reusable package. Therefore, we use blue boxes to empha-

sis the unique steps for scientific experiment in Cloud DevOps infrastructure. After the test, we begin to run the experiment (Run) and finally the result needs to be collected and further processed to produce the artifacts (Report).

For Info step, it is automatically done by DevOps server. For other steps, shell scripts are used to tell the running machine how to install, build and run the code. Not all steps are necessary. For example, no Build step is needed for interpreted programming language. Suppose a researcher writes his experiment code using Python programming language, then he can write his workflow as follows:

Listing 2. workflow description

```
1 install:
2   - pip install -r requirements.txt
3 script: # run experiment
4   - python main.py
```

In the above workflow description, Build, Test and Deploy steps are omitted. This is common for many researchers, often they do not test and deploy their code. That's OK as long as the experiment results are all right. Still, it is better to do some test and deployment task. Deployment makes other researchers easier to compare their results with your method without copying your code to their own repository and modify your code to fit their need.

Since the configuration of Cloud DevOps is transparent to all users and the mechanism of it is totally determined by configuration file and specific version of source code. Other researchers can trust the output logs and artifacts of DevOps as evidence of experiment reproducibility. Rerunning the code is very easier: just use the same service provider and the code can be run under a different account after replicating the code repository. We acknowledge that this convenience is not applicable to self-hosted agent. For self-hosted agent usually the environment configuration part is not written in a file but determined by which type of agent attached. This made reproducibility less easy. Still, the logs and artifacts are available to be examined by public since they are uploaded to public Cloud DevOps server from local agent. To make the story of experiment reproducibility complete, we encourage the researchers to run a partial and small scale experiment on public

DevOps server and run their full experiment on self-hosted server using the same code.

CASE STUDIES

In the previous section, we briefly overview the common practice in DevOps and how it can be related with scientific experiment reproducibility. Different domains may still face different problems in practice. In this section, we use experiments from the domain of Graph Computing and Bioinformatic to show that how Cloud DevOps can be used to solve the reproducibility problems. We believe Cloud DevOps can be used in experiments of other domains as well.

Using public agent

Generally, if researchers develop a new algorithm for a specific domain, the workflow shown in Fig 2 can be further decomposed into two phases: algorithm library build phase and experiment running phase. The output of the first phase is the reusable library which is one of input to the second phase. Using DevOps in the first phase is nearly identical to how DevOps is used in software community. The code can be tested against different environment and the reusable library can be deployed to public available package repository.

Following this two-phase philosophy, we consider a simple triangle counting algorithm and apply it to considerable large graph. The code is available at https://github.com/zhaofeng-shu33/triangle_counting. In the first phase, we compile the code and deploy the package to Ubuntu PPA. We also demonstrate the code can be compiled and run successfully on Windows by using AppVeyor. In the second phase we just install the deployed package and run the actual experiment on the agent provided by Travis, which has 2 CPU cores and 7.5GB memory. The log of this experiment can be checked publicly on Travis, which shows our program consumes 3.1GB memory in peak and finishes in 4.3 minutes.

Using self-hosted agent

Cloud DevOps public agent provides useful agent for general purpose task but is not suitable to run long-time experiment due to time limitation for a single run. For this kind of experiment, self-hosted agent should be used. Self-hosted

agent includes laptops, workstations, lab bare-metal server, paid cloud virtual machines etc. For our triangle counting experiment, we use lab bare-metal server to run larger experiment. Since we use OpenMP to do some parallelism on algorithm level, the multi-core CPUs on the server help a lot in accelerating the experiment. For our triangle counting experiment, we choose a larger dataset which requires 18GB peak memory to consumes it. We use GitLab as the DevOps service provider and our self-hosted agent is a head node in an HPC cluster and we use it to submit the job to computing nodes. The relationship is illustrated by **Figure 3**. Using agent to submit job has extra advantages that the running logs are preserved in a continuous way without messing things up. Since dependency of experiment can be compiled and prepared beforehand, generally only blue box workflow in Figure 2 is executed in self-hosted agent. Going through the whole pipeline of DevOps costs extra time but makes the experiment more reliable.

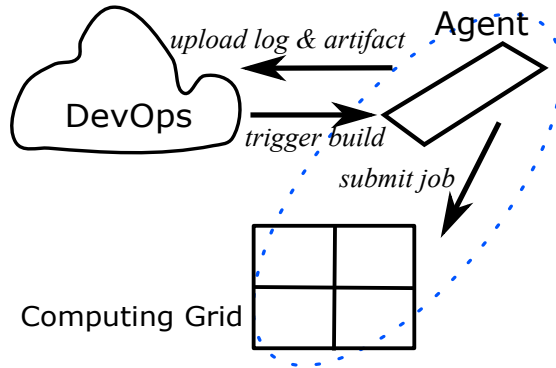


Figure 3. Using self-hosted HPC to connect DevOps server. The blue ellipse part is self-hosted resources.

Each computing node of ours has 56 CPUs, 256GB memory and we need around 5 hours to run this experiment. The log of each running for self-hosted agent is available publicly on GitLab.

Incorporating other cloud infrastructure

Cloud DevOps is not exclusive and can incorporate other infrastructure as well.

The experiment we use is a sequence alignment algorithm applied to protein sequences. The code is available at https://github.com/zhao-feng-shu33/ssw_experiment. Originally the experiment is run on AWS Lambda, which is

a Serverless infrastructure provided by Amazon [16]. Serverless infrastructure allows many concurrent experiments to run in isolated environment and we need a client to coordinate them. The client program we used is run on public agent provided by Microsoft Azure. We first compile the experiment source code and deploy it to AWS Lambda platform using Travis. Then the client program is run to invoke Lambda functions and collect the experiment results. The overall experiment finishes in 2 minutes and produces public viewable logs on Azure pipelines.

From this example we also notice that Cloud DevOps is not bound to a specific provider. We can use DevOps provided by Microsoft to trigger the experiments deployed on Amazon.

CONCLUSION

DevOps infrastructure is actively maintained by software engineering community and evolves towards better usability. It will be beneficial for scientists if they could incorporate DevOps into their daily research. Researchers can run their medium-sized or partial version of experiments directly on public DevOps service and complete their full experiment using self-hosted agent. Currently, it is unknown the accessibility of DevOps by scientific community beyond scientific software development. Since DevOps is easily configurable and compatible with existing tools, we believe it will sweep more disciplines in the future.

ACKNOWLEDGMENT

This work is supported by the Natural Science Foundation of China 61807021, Shenzhen Science and Technology Research and Development Funds (JCYJ20170818094022586), and Innovation and entrepreneurship project for overseas high-level talents of Shenzhen (KQJSCX20180327144037831).

REFERENCES

1. E. Jonas, J. Schleier-Smith, V. Sreekanti, C. Tsai, A. Khandelwal, Q. Pu, V. Shankar, J. Carreira, K. Krauth, N. J. Yadwadkar, J. E. Gonzalez, R. A. Popa, I. Stoica, and D. A. Patterson, "Cloud programming simplified: A Berkeley view on serverless computing," *CoRR*, vol. abs/1902.03383, 2019. [Online]. Available: <http://arxiv.org/abs/1902.03383>

2. K. Greff, A. Klein, M. Chovanec, F. Hutter, and J. Schmidhuber, "The sacred infrastructure for computational research," in *Proceedings of the Python in Science Conferences-SciPy Conferences*, 2017.
3. B. Howe, "Virtual appliances, cloud computing, and reproducible research." *Comput Sci Eng*, vol. 14, no. 4, pp. 36–41, Jul. 2012.
4. J. M. Perkel, "Data visualization tools drive interactivity and reproducibility in online publishing," *Nature*, vol. 554, no. 7690, pp. 133–134, Feb. 2018.
5. V. Stodden and S. Miguez, "Best practices for computational science: Software infrastructure and environments for reproducible and extensible research," *Journal of open research software*, vol. 2, no. 1, Jul. 2014.
6. R. Qasha, J. Cala, and P. Watson, "A framework for scientific workflow reproducibility in the cloud." in *eScience*. IEEE Computer Society, 2016, pp. 81–90.
7. C. Boettiger, "An introduction to docker for reproducible research." *SIGOPS Oper. Syst. Rev.*, vol. 49, no. 1, pp. 71–79, Jan. 2015.
8. M. Chwalisz, K. Geissdoerfer, and A. Wolisz, "Walker: Devops inspired workflow for experimentation," in *IEEE INFOCOM 2019 - IEEE Conference on Computer Communications Workshops (INFOCOM WKSHPS)*. IEEE, Apr. 2019, pp. 277–282.
9. J. Philips and H. Bruyninckx, "Devops@ mech-a cloud infrastructure for reproducible research," in *International Conference on Robotics and Automation, Date: 2019/05/20-2019/05/24, Location: Montreal, Canada*, 2019.
10. B. Kégl, A. Boucaud, M. Cherti, A. Kazakci, A. Gramfort, G. Lemaître, J. Van den Bossche, D. Benbouzid, and C. Marini, "The ramp framework: from reproducibility to transparency in the design and optimization of scientific workflows," in *ICML 2018 - RML Workshop*, July 2018.
11. M. Gavish and D. L. Donoho, "Three dream applications of verifiable computational results." *Comput Sci Eng*, vol. 14, no. 4, pp. 26–31, Jul. 2012.
12. S. Volkov and O. Sukhoroslov, "Simplifying the use of clouds for scientific computing with everest," *Procedia Computer Science*, vol. 119, pp. 112 – 120, 2017, 6th International Young Scientist Conference on Computational Science, YSC 2017, 01-03 November 2017, Kotka, Finland.
13. L. Bass, I. Weber, and L. Zhu, *DevOps: A software architect's perspective*. Addison-Wesley Professional, 2015.
14. E. Deelman, K. Vahi, M. Rynge, R. Mayani, R. F. da Silva, G. Papadimitriou, and M. Livny, "The evolution of the pegasus workflow management software," *Comput Sci Eng*, vol. 21, no. 4, pp. 22–36, Jul. 2019.
15. J. Bhandari Neupane, R. P. Neupane, Y. Luo, W. Y. Yoshida, R. Sun, and P. G. Williams, "Characterization of leptazolines a–d, polar oxazolines from the cyanobacterium leptolyngbya sp., reveals a glitch with the willoughby–hoye scripts for calculating nmr chemical shifts," *Organic Letters*, 2019.
16. X. Niu, D. Kumanov, L.-H. Hung, W. Lloyd, and K. Y. Yeung, "Leveraging serverless computing to improve performance for sequence comparison," in *Proceedings of the 10th ACM International Conference on Bioinformatics, Computational Biology and Health Informatics*. ACM, 2019, pp. 683–687.

Feng Zhao is currently with Tsinghua University, PR. China. He received the B.S. degree and is pursuing Ph.D degree at Department of Electronic Engineering. His research interest focus on machine learning, graph computing and scientific computing. Contact him at zhaof17@mails.tsinghua.edu.cn.

Xingzhi Niu is student working for Master in computer science at University of Washington, Tacoma, Tacoma, WA. Contact him at nxz18@uw.edu.

Shaolun Huang, is a Professor with Tsinghua-Berkley Shenzhen Institute. Contact him at shaolun.huang@sz.tsinghua.edu.cn.

Lin Zhang, is a Professor with Tsinghua Shenzhen International Graduate School. Contact him at linzhang@tsinghua.edu.cn.