

# RAKA: Co-training of Relationships and Attributes for Cross-lingual Knowledge Alignment

Bo Chen<sup>†\*</sup>, Jing Zhang<sup>†\*</sup>, Xiaobin Tang<sup>†\*</sup>, Hong Chen<sup>†\*</sup>, Cuiping Li<sup>†\*</sup>

<sup>†</sup> Key Laboratory of Data Engineering and Knowledge Engineering of Ministry of Education, Renmin University of China

<sup>\*</sup>Information School, Renmin University of China

{bochen, zhang-jing, txb, chong, licuiping}@ruc.edu.cn

## Abstract

Cross-lingual knowledge alignment suffers from the attribute heterogeneity when leveraging the attributes and also suffers from the conflicts when combing the results inferred from attributes and relationships. This paper proposes an interaction-based attribute model to capture the attribute-level interactions for estimating entity similarities, eliminating the negative impact of the dissimilar attributes. A matrix-based strategy is adopted in the model to accelerate the similarity estimation. We further propose a co-training framework together with three merge strategies to combine the alignments inferred by the attribute model and the relationship model. The whole framework can effectively and efficiently infer the aligned entities, relationships, attributes, and values simultaneously. Experimental results on several cross-lingual knowledge datasets show that our model significantly outperforms state-of-the-art comparison methods (improving 2.35-51.57% in terms of Hit Ratio@1).

## Introduction

DBpedia, Freebase, OpenCyc, YAGO and so on have been published as noteworthy large and freely available knowledge graphs, which can benefit many knowledge-driven applications. However, the knowledge embedded in different languages is extremely unbalanced. For example, DBpedia contains about 2.6 billion triplets in English, but only 889 million and 278 million triplets in French and Chinese respectively, which increases the difficulties for non-English-speakers to seek the necessary knowledge. Creating the linkages between cross-lingual knowledge graphs can reduce the gap of acquiring right knowledge across multiple languages, and can also benefit many applications such as machine translation, cross-lingual QA and cross-lingual IR.

Recently, much attention has been paid to leveraging the embedding techniques to align entities between two knowledge graphs. Most of them only leverage the structures of the knowledge graphs, i.e., the relationship triplets in the form of  $\langle \text{entity}, \text{relationship}, \text{entity} \rangle$  to learn the entities' structure embeddings (Cao et al. 2019; Chen et al. 2017; Sun et al. 2018; Zhu et al. 2017). Other efforts are made to incorporate the attribute triplets in the form of  $\langle \text{entity}, \text{attribute}, \text{value} \rangle$  to learn the attribute embeddings of entities (Sun, Hu, and

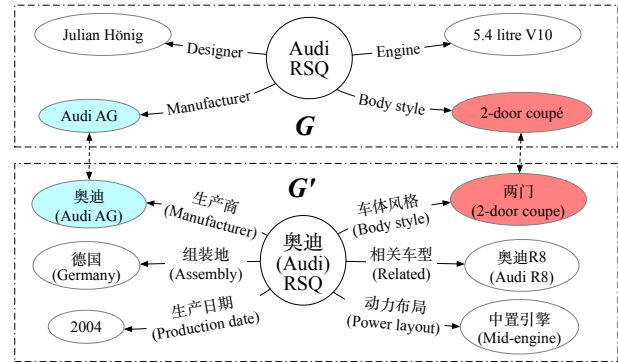


Figure 1: Illustration of different attributes of same entities in two cross-lingual knowledge graphs from wikipedia.

Li 2017; Trsedya, Qi, and Zhang 2019; Wang et al. 2018; Zhang et al. 2019). For example, JAPE (Sun, Hu, and Li 2017) embeds attributes according to attributes' concurrence and aggregates all the attributes' embeddings to represent an entity. Wang et al. (Wang et al. 2018) adopt GCNs to embed entities with the one-hot representation of all the attributes as the initial input of an entity. Trsedya et al. (Trsedya, Qi, and Zhang 2019) and MultiKE (Zhang et al. 2019) additionally embed the literal values of the attributes. Despite the above existing studies on incorporating the attribute triplets to align entities, there are still unsolved challenges.

**Challenge 1: Heterogeneity of Attributes.** Different knowledge graphs may hold heterogeneous attributes, which results in the difficulty of aligning entities. For example in Fig. 1, two entities from cross-lingual knowledge graphs named “Audi RSQ” are referred to the same entity. Although the attributes “Manufacturer” and “Body style” and their values in English correspond to certain attribute triplets in Chinese, there are still many attribute triples such as “Designer” and “Engine” in English that cannot be aligned to any counterpart in Chinese. However, if we embed an entity globally by all its attribute triplets together and then compare two entities based on these global attribute embeddings (Trsedya, Qi, and Zhang 2019; Zhang et al. 2019), the effects of the same attribute triplets will be diluted by the other different attributes triplets. Besides, the attributes represented

in different languages prevent us from directly comparing the words or characters in attributes.

**Challenge 2: Multi-view Combination.** To combine the effects from attributes and structures, existing works usually learn a combined embedding for each entity, based on which they infer the alignments. For example, JAPE (Sun, Hu, and Li 2017) and AttrE (Trsedya, Qi, and Zhang 2019) treat the entities’ structure embeddings refined by their attribute embeddings as the combined embeddings. MultiKE (Zhang et al. 2019) directly learns the combined embeddings by the attribute and structure embeddings. However, the issue of the missing attributes or relationships in knowledge graphs may result in the inaccurate attribute embeddings or inaccurate structure embeddings, which will propagate the errors to the combined embeddings. KDCoE (Chen et al. 2018) uses a standard co-training framework to merge the alignments of the two views without solving the conflicts between them.

In addition to the above two challenges, almost all the existing works only focus on aligning entities, or at most relationships, but ignore attributes and values. However, the alignment of different objects tightly coupled together and influence each other. A unified way to align all of these objects simultaneously is worth studying.

**Solution.** To deal with the above challenges, we propose a co-training model — RAKA to incorporate both the Relationship triplets that comprise the graph structure and the Atttribute triplets including the attributes and the corresponding values for cross-lingual Knowledge Alignment. The two views are carefully merged to reinforce the training performance. The contributions can be summarized as:

- We comprehensively formalize cross-lingual knowledge alignment as linking entities, relationships, attributes and values across cross-lingual knowledge graphs.
- To tackle the first challenge, we propose an interaction-based attribute model to capture the attribute-level interactions between two entities instead of globally representing the two entities. A matrix-based strategy is further proposed to accelerate the similarity estimation.
- To deal with the second challenge, we propose a co-training framework to combine the confident alignments inferred by the proposed attribute model and relationship model respectively instead of learning a combined embedding. Three different merge strategies are proposed to solve the conflicting alignments.
- Experimental results on several datasets of cross-lingual knowledge graphs demonstrate that RAKA significantly outperforms state-of-the-art comparison methods (improving 2.35-51.57% in terms of Hit Ratio@1).

## Problem Definition

**Definition 1 Knowledge Graph:** We denote a knowledge graph as the union of the **relationship triplets** and the **attribute triplets**, i.e.,  $G = \{(h, r, t)\} \cup \{(h, a, v)\}$ , where  $(h, r, t)$  is a relationship triplet consisting of a head entity  $h$ , a relationship  $r$ , and a tail entity  $t$ , and  $(h, a, v)$  is an

attribute triplet consisting of a head entity  $h$ , an attribute  $a$  and the corresponding value  $v$ .

We distinguish the two kinds of triplets as they are independent views that can take different effects on alignment.

**Problem 1 Cross-lingual Knowledge Alignment:** Given two cross-lingual knowledge graphs  $G$  and  $G'$ , and the seed set  $I$  of the aligned entities, relationships, attributes, and values, i.e.,  $I = \{(e \sim e')\} \cup \{(r \sim r')\} \cup \{(a \sim a')\} \cup \{(v \sim v')\}$ , the goal is to augment  $I$  by the inferred new alignments between  $G$  and  $G'$ .

Different from the works that merely align entities (Chen et al. 2018; Sun et al. 2018; Trsedya, Qi, and Zhang 2019), or at most relationships (Chen et al. 2017), we comprehensively formulate knowledge alignment as aligning not only entities, but also relationships, attributes, and values.

## RAKA Model

We propose an interaction-based attribute model to leverage the  $(h, a, v)$  triplets, an embedding-based relationship model to leverage the  $\{(h, r, t)\}$  triplets, and then incorporate the two models by a carefully designed co-training framework.

### Interaction-based Attribute Model

Existing methods represent an entity globally by all its associated  $(h, a, v)$  triplets and then compare the global entity embedding  $h$  between entities (Trsedya, Qi, and Zhang 2019; Zhang et al. 2019). However, as shown in Fig. 1, two entities from cross-lingual knowledge graphs may have heterogeneous attribute triplets. The irrelevant attribute triplets between two entities may dilute the effects of their similar attribute triplets if globally embedding the entities.

To deal with the above issue, we propose an interaction-based attribute model to directly estimate the similarity of two entities by capturing the interactions between their attributes and values instead of learning and comparing global embeddings for the two entities. The model mimics the process that humans solve the problem. The humans usually first find all the same attributes of two entities and then align two entities if they have many same attributes with similar values. Following this, we firstly find all the aligned attribute pairs of two entities, then calculate the similarities for the corresponding value pairs, and finally aggregate them to represent the similarity between the two entities.

Two questions arise: first, how to identify the aligned attributes? second, how to calculate the similarity of values in cross-lingual languages? To solve the first question, attribute seed alignments are used at the beginning and are then gradually extended by our co-training framework, which will be introduced in the section of co-training. To deal with the second question, we firstly train a machine translation model based on the existing aligned value pairs, i.e.,  $\{(v \sim v')\}$ , and then calculate the similarity of two cross-lingual values as the BLEU score (Papineni et al. 2002) between one value and the translated result of the other value by the translation model. Unfortunately, following the idea, we need to enumerate and invoke the translation model for maximal  $M$  attribute pairs for each entity pair, resulting in  $O(N \times N' \times M)$

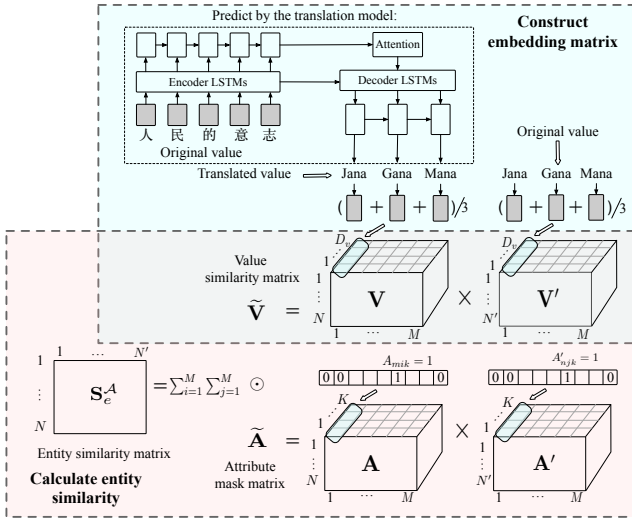


Figure 2: Illustration of the proposed attribute model.

time complexity when there are  $N$  and  $N'$  entities in  $G$  and  $G'$  respectively with maximal  $M$  attributes for each entity, which is too inefficient to finish within available time. To accelerate the similarity estimation, we represent each knowledge graph as a 3-dimension value embedding matrix and then perform an efficient matrix-based strategy to calculate entity similarities. Figure 2 illustrates the whole process of the proposed attribute model. In the following part, we will explain the details about how cross-lingual values are embedded and how the matrix-based strategy is performed.

**Embed Cross-lingual Attribute Values.** We build an attention-based encoder-decoder machine translation model (Bahdanau, Cho, and Bengio 2015) to capture similar semantics between cross-lingual values. The encoder transforms a source sequence into a list of state vectors. The decoder aggregates all the state vectors to produce one symbol at a time until the end-of-sequence symbol is produced. The encoder and decoder are connected through an attention network which allows the decoder to focus on different regions of the source sequence. We train the model to translate the values of  $G$  to the counterparts of  $G'$  based on the value seed pairs, i.e.,  $\{(v \sim v')\}$ . Since the seeds are limited, we will update the translation model by the newly discovered value alignments in our co-training framework.

Then we use the translation model to project cross-lingual values into the same vector space. Specifically, for each attribute of each entity from  $G$ , we first invoke the translation model to predict the translated value given its original value, and then look up the word embedding for each word in the translated value. While for each attribute of each entity from  $G'$ , we do not translate it but directly look up the word embedding for each word in its original value. With the help of the translation model, the embeddings of the cross-lingual words can be unified in the same space. Then we average all the look-up word embeddings in a value as its embedding. The dimension for each value embedding is denoted by  $D_v$ .

**Estimate Entity Similarities by Matrix-based Strategy.** We construct a 3-dimension value embedding matrix  $\mathbf{V} \in \mathbb{R}^{N \times M \times D_v}$  for  $G$  and a similar matrix  $\mathbf{V}' \in \mathbb{R}^{N' \times M \times D_v}$  for  $G'$ , where each element  $V_{mi}$  indicates the  $i$ -th value embedding of the  $m$ -th entity which is obtained by the above way. Then we use the einsum operation

$$\text{einsum}(NMD_v, N'MD_v \rightarrow NN'MM), \quad (1)$$

i.e., Einstein summation convention (Ahlander 2002), to make a multi-dimensional matrix product of  $\mathbf{V}$  and  $\mathbf{V}'$  to obtain the value similarity matrix  $\tilde{\mathbf{V}} \in \mathbb{R}^{N \times N' \times M \times M}$ .

What's more, it is unnecessary to compare the values of different attributes. For example, although the attributes "birthplace" and "deathplace" have the same value "New York", they cannot reflect the similarity of two entities. So, we build an attribute mask matrix  $\tilde{\mathbf{A}}$  to limit the similarity computation within the values of the aligned attributes. Specifically, we prepare a 3-dimension mask matrix  $\mathbf{A} \in \mathbb{R}^{N \times M \times K}$  for  $G$  and  $\mathbf{A}' \in \mathbb{R}^{N' \times M \times K}$  for  $G'$ , where  $K$  denotes the number of the united frequent attributes in  $G$  and  $G'$ . Each row in  $\mathbf{A}$  or  $\mathbf{A}'$  is an one-hot vector, with an element  $A_{mik} = 1$  if the  $i$ -th value of the  $m$ -th entity belongs to the  $k$ -th attribute, and  $A_{mik} = 0$  otherwise. Note the one-hot identification vector depends on the existing aligned attributes, which will be gradually extended with the co-training process. Whenever two attributes are discovered to be aligned, we will unify their identification. For example, when the  $k$ -th attribute in  $G$  and the  $t$ -th attribute in  $G'$  are aligned, we replace the identification  $k$  with  $t$ , i.e., any row with  $A_{mik} = 1$  will be changed to  $A_{mit} = 1$ . Then we multiply  $\mathbf{A}$  and  $\mathbf{A}'$  in the same way as Eq.(1) to obtain an attribute mask matrix  $\tilde{\mathbf{A}} \in \mathbb{R}^{N \times N' \times M \times M}$ , where each element  $\tilde{A}_{mni j} = 1$  if the  $i$ -th value of the  $m$ -th entity in  $G$  corresponds to the same attribute of the  $j$ -th value of the  $n$ -th entity in  $G'$ , and  $\tilde{A}_{mni j} = 0$  otherwise. Then we calculate the element-wise product of  $\tilde{\mathbf{V}}$  and  $\tilde{\mathbf{A}}$ , i.e.,  $\tilde{\mathbf{V}} \odot \tilde{\mathbf{A}}$ , to get the masked value similarity matrix with the similarities between different attributes equal to 0. Finally, we summarize the similarities of all the  $M^2$  attribute pairs for each entity pair in  $\tilde{\mathbf{V}} \odot \tilde{\mathbf{A}}$  to obtain an entity similarity matrix:

$$\mathbf{S}_e^A = \sum_i \sum_j \tilde{V}_{\cdot, \cdot, i, j} \odot \tilde{A}_{\cdot, \cdot, i, j}, \quad (2)$$

where  $\tilde{V}_{\cdot, \cdot, i, j}$  indicates we slice the  $i$ -th element of the 3rd dimension and the  $j$ -th element of the 4th dimension of  $\tilde{\mathbf{V}}$ , and  $\mathbf{S}_e^A \in \mathbb{R}^{N \times N'}$ . The superscript  $A$  indicates the entity similarities are estimated by the attribute model. The above matrix computation is quite efficient, as the most expense comes from the construction of the value embedding matrices, which only requires invoking the translation model  $O(N \times M)$  times to translate the values in graph  $G$ .

### Embedding-based Relationship Model

Due to the success of the existing works on modeling the structures of the graph comprised by  $\{(h, r, t)\}$  (Sun et al. 2018; Trsedya, Qi, and Zhang 2019; Zhang et al. 2019), we

adopt TransE algorithm to maximize the energy (possibility) that  $h$  can be translated to  $t$  in a graph:

$$E(h, r, t) = \|\mathbf{h} + \mathbf{r} - \mathbf{t}\|, \quad (3)$$

where  $\mathbf{h}$ ,  $\mathbf{r}$  and  $\mathbf{t}$  represent the structure embeddings for  $h, r$  and  $t$  respectively, which are the parameters to be learned.

To preserve the cross-lingual relations of entities and relationships included in the existing alignments, we swap the entities in each alignment ( $e \sim e'$ ) to generate new relationship triplets  $T_{e \sim e'}^w$  from  $T$  and  $T'$ , where  $T$  and  $T'$  denote the relationship triplets of  $G$  and  $G'$  respectively. We also swap the relationships in each alignment ( $r \sim r'$ ) to generate new triplets  $T_{r \sim r'}^w$  (Sun et al. 2018). The margin-based loss function is defined as:

$$\mathcal{L} = \sum_{(h,r,t) \in T^+} \sum_{(\hat{h}, \hat{r}, \hat{t}) \in T_{(h,r,t)}^-} [\gamma + E(\hat{h}, \hat{r}, \hat{t}) - E(h, r, t)]_+, \quad (4)$$

where  $T^+ = T \cup T' \cup \{T_{e \sim e'}^w\} \cup \{T_{r \sim r'}^w\}$ ,  $[x]_+ = \max(0, x)$ ,  $\gamma$  is a margin enforced between positive triplets and negative triples, and  $T_{(h,r,t)}^-$  is the set of negative triplets sampled for the positive triple  $(h, r, t) \in T^+$ . Through optimizing the objective function, we obtain the entity embeddings  $\mathbf{H}_e \in \mathbb{R}^{N \times D_e}$ ,  $\mathbf{H}'_e \in \mathbb{R}^{N' \times D_e}$  and relationship embeddings  $\mathbf{H}_r \in \mathbb{R}^{L \times D_r}$  and  $\mathbf{H}'_r \in \mathbb{R}^{L' \times D_r}$  for both  $G$  and  $G'$ , where  $L$  and  $L'$  are the number of relationships in  $G$  and  $G'$  respectively and  $D_e$  and  $D_r$  are the embedding sizes with  $D_e = D_r$ .

### Co-training of the Two Models

Different from existing works that learn combined embeddings by the attribute model and the relationship model (Sun, Hu, and Li 2017; Trsedya, Qi, and Zhang 2019; Zhang et al. 2019), we propose a co-training framework to firstly infer the highly confident alignments by the two models and then combine their inferences by three different merge strategies. Algorithm 1 illustrates the co-training process. At each iteration, for modeling the attribute triplets, we first train the translation model based on the seed set of the aligned values  $\{(v \sim v')\}$  (Line 3). Then we construct the value embedding matrices by the translation model (Line 4) and meanwhile construct the mask matrices by the existing aligned attributes (Line 5), based on which we perform an efficient matrix-based strategy to calculate the entity similarities (Line 6) and finally infer the new alignments of entities, attributes, and values based on the estimated similarities and existing alignments (Line 7). For modeling the relationship triplets, we first train the entity and relationship embeddings based on the relationship triplets of the two graphs and the seed set of the aligned entities and relationships between the two graphs (Line 8), based on which we infer the new alignments of entities and relationships (Line 9). Finally, we merge the new aligned entities from the attribute model and the relationship model (Line 10) and augment the seed set by all the new alignments (Line 11 and 12). The framework bootstraps the two models iteratively by the extended alignments. Note we remove the new alignments from the candidate pairs at each iteration to avoid duplicate inference (Line 13).

---

### Algorithm 1: RAKA

---

**Input:**  $G, G'$  and the seed alignments  $I = \{(e \sim e') \cup \{(r \sim r')\} \cup \{(a \sim a')\} \cup \{(v \sim v')\}$ .

**Output:** The augmented alignments  $I$ .

- 1  $C =$  all the candidate pairs except the seed pairs in  $I$ ;
- 2 **repeat**
  - /\* Attribute model \*/
  - 3 Train a translation model on  $\{(v \sim v')\}$ ;
  - 4 Construct the value embedding matrices  $\mathbf{V}$  and  $\mathbf{V}'$  by the translation model;
  - 5 Construct the mask matrices  $\mathbf{A}$  and  $\mathbf{A}'$  by  $\{(a \sim a')\}$ ;
  - 6 Calculate entity similarities  $\mathbf{S}_e^A$  by Eq. (2);
  - 7 Infer new alignments  $I_e^A, I_a, I_v$  from  $C$  by Eq.(5),(6),(7);
  - /\* Relationship model \*/
  - 8 Train Eq. (4) on  $\{(h, r, t)\}, \{(h', r', t')\}, \{(e \sim e')\}$  and  $\{(r \sim r')\}$  to obtain  $\mathbf{H}_e, \mathbf{H}'_e, \mathbf{H}_r$  and  $\mathbf{H}'_r$ ;
  - 9 Infer new alignments  $I_e^R$  and  $I_r$  from  $C$  by Eq. (8);
  - /\* Merge new alignments \*/
  - 10  $I_e \leftarrow \text{merge}(I_e^A, I_e^R)$ ;
  - 11  $\Delta I \leftarrow (I_e, I_r, I_a, I_v)$ ;
  - 12  $I = I + \Delta I$ ;
  - 13  $C = C - \Delta I$ ;
- 14 **until**  $\Delta I = \emptyset$ ;

---

**Infer Alignments by the Attribute Model.** We select an entity pair ( $e_m \sim e'_n$ ) from all the  $N \times N'$  candidate entity pairs into the new aligned set of entities  $I_e^A$  if their similarity  $S_e^A[m, n]$  is larger than a threshold  $\tau_e^A$ :

$$I_e^A \leftarrow (e_m \sim e'_n), \text{ if } S_e^A[m, n] > \tau_e^A. \quad (5)$$

The candidates of the aligned attributes and values depend on the aligned entities. Specifically, for each aligned entity pair ( $e_m \sim e'_n$ ), if the similarity of a value pair  $\tilde{V}_{m,n,i,j}$  is larger than a threshold  $\tau_v$ , we select their corresponding attribute pair ( $a_i \sim a'_j$ ) into the new aligned attribute set  $I_a$ :

$$I_a \leftarrow (a_i \sim a'_j), \forall (e_m \sim e'_n) \in I, \text{ if } \tilde{V}_{m,n,i,j} > \tau_v. \quad (6)$$

Then for each pair of attribute triplets ( $e_m, a_i, v_i$ )  $\in G$  and ( $e'_n, a'_j, v'_j$ )  $\in G'$ , if the entities and the attributes are both aligned, we select their corresponding value pairs ( $v_i \sim v'_j$ ) into the new aligned value set  $I_v$ :

$$I_v \leftarrow (v_i \sim v'_j), \forall (e_m, a_i, v_i) \in G \ \& \ (e'_n, a'_j, v'_j) \in G', (7) \\ \text{if } (e_m \sim e'_n) \in I \ \& \ (a_i \sim a'_j) \in I.$$

**Infer Alignments by the Relationship Model.** We calculate the similarity matrix  $\mathbf{S}_e^R$  as the dot product of the entity embeddings and  $\mathbf{S}_r$  as the dot product of the relationship embeddings, i.e.,  $\mathbf{S}_r = \mathbf{H}_r \times \mathbf{H}'_r$ , where the superscript  $R$  indicates the entity similarities are estimated by the relationship model. Then we select an entity pair ( $e_m \sim e'_n$ ) into the new aligned entity set  $I_e^R$  if their similarity  $S_e^R[m, n]$  is larger than a threshold  $\tau_e^R$ :

$$I_e^{\mathcal{R}} \leftarrow (e_m \sim e'_n), \text{ if } S_e^{\mathcal{R}}[m, n] > \tau_e^{\mathcal{R}}. \quad (8)$$

The new aligned relationships are selected into  $I_r$  in the same way but with a different threshold  $\tau_r$ .

**Merge Alignments of the Two models.** We propose three strategies to merge  $I_e^A$  and  $I_e^{\mathcal{R}}$  into  $I_e$ .

*Standard Multi-view Merge Strategy.* The standard co-training algorithm assumes the labels inferred from different views are compatible. Thus there will be no conflicts between the inferred labels of them. According to the assumption, we firstly infer  $I_e^A$  from current candidate entity pairs  $C_e$  by Eq. (5). Since there may exist conflicting alignments within  $I_e^A$ , we choose the alignment with the highest  $S_e^A[m, n]$  from each set of the conflicting alignments. Then we remove  $I_e^A$  from  $C_e$ , and continuously infer  $I_e^{\mathcal{R}}$  by the relationship model from the remaining candidates  $C_e - I_e^A$ , where the conflicts within  $I_e^{\mathcal{R}}$  are solved similar to  $I_e^A$ .

*Score-based Merge Strategy.* Due to the missing attributes and relationships, the labels inferred from the two views cannot be completely compatible, resulting in the unavoidable conflicts of different views. Thus we firstly calculate the similarity  $S_e^A[m, n]$  for each entity pair by the attribute model and simultaneously calculate the similarity  $S_e^{\mathcal{R}}[m, n]$  by the relationship model. Then from all the conflicting counterparts of an entity  $e_m$ , i.e.,  $\mathcal{C}_m = \{e'_n | (e_m \sim e'_n) \in I_e^A \cup I_e^{\mathcal{R}}\}$ , we select the counterpart with the maximal score  $S_e[m, n] = S_e^A[m, n] + S_e^{\mathcal{R}}[m, n]$  into the final new alignments:

$$I_e \leftarrow (e_m \sim e'_n), e'_n = \operatorname{argmax}_{e'_n \in \mathcal{C}_m} S_e[m, n]. \quad (9)$$

The strategy assumes that the alignments discovered by more views will be more confident.

*Rank-based Merge Strategy.* Directly comparing the similarities estimated by the two models may suffer from the different scales of scores. Thus, we further propose a rank-based strategy to compare the normalized ranking indexes of the conflicting alignments. Specifically, from all the conflicting counterparts  $\mathcal{C}_m$  of  $e_m$ , we select the counterpart with the minimal ranking ratio  $R[m, n]$  into the final new alignments:

$$I_e \leftarrow (e_m \sim e'_n), e'_n = \operatorname{argmin}_{e'_n \in \mathcal{C}_m} R[m, n],$$

$$R[m, n] = \begin{cases} r^A[m, n]/|I_e^A|, & \text{if } (e_m \sim e'_n) \in I_e^A; \\ r^{\mathcal{R}}[m, n]/|I_e^{\mathcal{R}}|, & \text{if } (e_m \sim e'_n) \in I_e^{\mathcal{R}}. \end{cases}$$

where  $r^A[m, n]$ ,  $r^{\mathcal{R}}[m, n]$  denote the ranking index of the alignment  $(e_m \sim e'_n)$  in  $I_e^A$  and  $I_e^{\mathcal{R}}$  respectively, and  $R[m, n]$  denotes the normalized ranking index in all the alignments.

## Experiments

### Experimental Settings

**Dataset.** We evaluate the proposed model on three datasets. One is a well-adopted public dataset named DBP15K, which

Table 1: Data statistics. Notation #Rt denotes the number of the relationship triplets, #Ar denotes the number of the attribute triplets, and cc denotes the clustering coefficient.

Dataset		#Ent.	#Rel.	#Attr.	#Rt	#At	cc
DBP15K	ZH-EN	164,594	5,147	15,286	391,603	947,439	0.044
	JA-EN	161,424	4,139	11,948	397,692	851,849	0.050
	FR-EN	172,747	3,588	10,969	470,781	1,105,208	0.060
DBP15K-1	ZH-EN	164,097	5,252	16,047	317,001	843,964	0.040
	JA-EN	158,152	4,333	13,062	317,508	782,042	0.035
	FR-EN	170,317	3,665	10,829	336,072	824,514	0.028
DBP15K-2	ZH-EN	176,062	5,733	18,512	344,720	1,162,206	0.003
	JA-EN	179,273	4,891	16,560	343,760	1,062,827	0.011
	FR-EN	169,500	4,386	14,148	318,804	1,088,637	0.005

is constructed by sampling 15,000 inter-lingual links (ILLs) that match the same entities with each involved entity having at least 4 self-contained relationship triplets. A self-contained relationship triplet means the head and tail entities are all included in the ILLs. The other two, named DBP15K-1 and DBP15K-2, modify DBP15K. DBP15K-1 loosens the constraint as 2 self-contained relationship triplets, and DBP15K-2 further removes the self-contained constraint. Thus, the clustering of the three datasets is different. The proportion of the ILLs for training, validating and testing is 4:1:10. Table 1 shows the statistics of the datasets.

**Baseline Methods.** We compare several existing methods:

*MTransE* (Chen et al. 2017): Modifies TransE to learn the structure embeddings based on the structures of  $G$  and  $G'$  and the alignments between them.

*ITransE* (Zhu et al. 2017): Bootstraps the structure embeddings by the new aligned entities.

*MuGNN* (Cao et al. 2019): Learns the structure embeddings by a multi-channel graph neural network.

*BootEA* (Sun et al. 2018): Is also a bootstrap method that finds new alignments by performing a maximal matching.

*JAPE* (Sun, Hu, and Li 2017): Leverages the attributes and the type of values to refine the structure embeddings.

*GCNs* (Wang et al. 2018): Learns the structure embeddings by GCNs and use the one-hot representation of all the attributes as the initial input of an entity.

*MultiKE* (Zhang et al. 2019): learns a global attribute embedding for each entity and combines it with the structure embedding. Since it is to solve monolingual entity alignment, for a fair comparison, we translate all the words into English by Google’s translator and then applies MultiKE.

*RAKA*: Is our model. The variant AKA only considers the attribute model and RKA only considers the relationship model, but the bootstrap strategy is still adopted.

**Evaluation Metrics.** We can use either the output entity similarity matrix  $S_e^A$  or  $S_e^{\mathcal{R}}$  for evaluation. In the test set, for each entity in  $G$ , we rank all the entities in  $G'$  by their similarities, and evaluate the ranking results by Hit Ratio@K (HRK) and Mean Reciprocal Rank (MRR).

**Implementation Details.** In the attribute model, the value

Table 2: Overall performance of entity alignment (%).

Model	DBP15K <sub>ZH-EN</sub>			DBP15K <sub>JA-EN</sub>			DBP15K <sub>FR-EN</sub>			DBP15K-1 <sub>ZH-EN</sub>			DBP15K-1 <sub>JA-EN</sub>			DBP15K-1 <sub>FR-EN</sub>		
	HR1	HR10	MRR	HR1	HR10	MRR	HR1	HR10	MRR	HR1	HR10	MRR	HR1	HR10	MRR	HR1	HR10	MRR
MTransE	30.83	61.41	36.40	27.86	57.45	34.90	24.41	55.55	33.50	24.35	54.88	34.70	26.72	58.87	37.70	23.47	53.73	33.60
ITransE	35.60	65.95	45.60	29.23	58.35	39.10	24.42	55.22	34.50	21.41	41.86	28.30	19.53	39.91	26.60	11.65	25.73	16.70
MuGNN	49.40	84.40	61.10	50.10	85.70	62.10	49.50	87.00	62.10	27.26	62.76	38.87	33.26	70.43	45.62	29.30	64.40	40.92
BootEA	62.94	84.75	70.30	62.23	85.39	70.10	65.30	87.44	73.10	42.32	66.84	50.60	46.81	73.02	55.90	40.81	67.96	50.30
JAPE	41.18	74.46	49.00	36.25	68.50	47.60	32.39	66.68	43.00	32.51	61.49	42.30	30.35	59.90	40.40	22.72	50.95	32.10
GCNs	41.25	74.38	55.80	39.91	74.46	55.20	37.29	74.49	53.40	29.01	57.30	39.60	31.15	58.54	41.90	25.18	49.72	34.50
MultiKE	50.87	57.61	53.20	39.30	48.85	42.60	63.94	71.19	66.50	45.67	53.76	48.50	37.47	46.26	40.50	55.15	62.05	57.60
AKA	57.18	70.44	61.80	50.63	60.36	54.30	53.92	60.40	56.30	52.31	63.11	56.20	48.50	58.97	52.40	44.18	54.96	48.20
RKA	58.64	83.89	67.10	55.74	83.23	65.10	59.25	85.74	68.60	40.36	66.62	49.30	44.15	71.72	53.50	40.31	67.52	49.80
RAKA(M1)	68.59	86.56	74.90	62.65	82.79	69.70	68.43	87.86	75.10	59.35	78.34	65.30	56.17	77.68	63.80	60.73	78.73	67.10
RAKA(M2)	69.32	87.37	75.50	63.01	83.37	70.00	<b>70.87</b>	87.05	76.50	<b>63.54</b>	80.39	<b>69.50</b>	56.67	77.78	64.10	<b>63.22</b>	78.65	<b>68.80</b>
RAKA(M3)	<b>70.58</b>	<b>87.81</b>	<b>76.60</b>	<b>64.58</b>	<b>85.50</b>	<b>70.80</b>	70.41	<b>88.81</b>	<b>76.80</b>	63.22	<b>80.98</b>	69.40	<b>59.52</b>	<b>79.79</b>	<b>66.60</b>	62.28	<b>79.73</b>	67.70
RAKA-IT	66.39	87.29	73.40	60.08	84.45	68.20	68.31	88.33	75.40	59.12	79.60	66.30	56.06	79.19	64.80	59.98	78.72	66.40

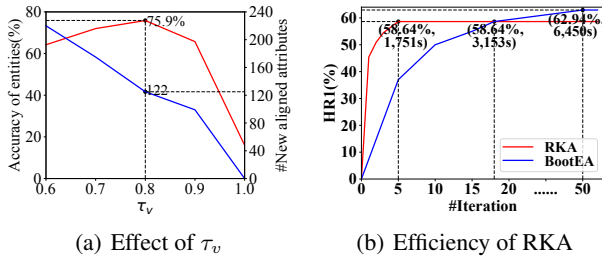


Figure 3: Parameter Analysis.

embedding size  $D_v$  is 100, the maximal number of attributes  $M$  is 20, and the frequent attributes are those occurred more than 50 times in  $\{(h, a, v)\}$ . In the relationship model, the entity/relationship embedding size  $D_e$  or  $D_r$  is 75, and  $\gamma = 1.0$ . The thresholds  $\tau_e^A$  and  $\tau_e^R$  for selecting the aligned entities are set as the values when the best HR1 is obtained on the validation set.  $\tau_v$  for selecting the aligned attributes is 0.8, and  $\tau_r$  for selecting the aligned relationships is 0.9.

**Initial Seeds Construction.** The existing ILLs can be viewed as the entity seed alignments. Some relationships in cross-lingual knowledge graphs are both represented in English. So we can easily treat a pair of relationships with the same name as a relationship seed alignment. The attribute seed alignments are obtained in the same way. Then for each aligned entity pair, if a value pair is literally similar, their corresponding attribute pairs can also be added into the seed set of the aligned attributes. Finally, the corresponding values of the aligned attributes for any aligned entity pairs are added into the seed set of the aligned values.

## Experimental Results

**Overall Alignment Performance.** Table 2 shows the overall performance of entity alignment. Among all the methods that only leverage relationship triplets, MuGNN performs

better than MTransE and ITransE, as it deals with the issue of structure heterogeneity by completing the two knowledge graphs beforehand. BootEA performs the best, as it bootstraps the alignments by performing a global maximal matching and also editing the alignments if better ones can be found later, which can reduce error propagations.

Among all the methods that additionally consider the attribute triplets, JAPE and GCN even perform much worse than BootEA, as they only leverage the attributes but ignore their specific values. MultiKE performs better than JAPE and GCN, as it also utilizes the values. However, it learns and compares the global embeddings of entities, which may bring in additional noises by the irrelevant attribute triplets.

Our RAKA proposes an interaction-based attribute model which directly compares the values of the aligned attributes instead of globally embedding the entities, thus it clearly performs better than others (+2.35-51.57% in HR1). RAKA also outperforms the variant AKA and RKA that incorporate either the attribute part or the relationship part. Generally, AKA is comparable to RKA in HR1 but underperforms in HR10 and MRR. Because in AKA, we set a strict threshold (Cf. Fig. 3(a)) to obtain high-qualified alignments, which makes the translation model not easy to include the difficult alignments as the training data, i.e., the seemingly irrelevant value pairs which in fact indicate the same things.

**The Effect of Different Merge Strategies.** We compare the effects of the proposed three merge strategies and show the results of RAKA(M1), RAKA(M2) and RAKA(M3) in Table 2. We can see that the standard multi-view merge strategy, i.e., M1, performs worst, as it does not solve the conflicts from the two views. The score-based merge strategy (M2) and the rank-based merge strategy (M3) solve the conflicts, thus perform better than M1 (+1.93-4.19% in HR1). M3 avoids comparing the scores of different scales, thus performs better than M2 in most of the metrics. Later, RAKA indicates the proposed model with M3.

**The Effect of Iteratively Update the Translation Model.**



We validate the effect of iteratively updating the translation model (IT) during the co-training process. Specifically, we compare RAKA with the translation model being trained only once at the beginning, which is denoted as RAKA-IT. From Table 2, we can see that RAKA-IT performs worse RAKA by 2.56-4.50% in HR1, which indicates that the newly discovered value alignments by our model can boost the performance of the translation model.

**The Effect of  $\tau_v$  and  $\tau_r$ .** We verify how the new aligned attributes can benefit the entity alignment. Specifically, we vary the threshold  $\tau_v$  from 0.6 to 1.0 with interval 0.1 and show the results of AKA on DBP15K-2 FR-EN in Fig. 3(a). It is shown that when  $\tau_v = 1.0$ , i.e., #new aligned attributes is 0, the accuracy of entity alignment is significantly hurt. When  $\tau_v < 1.0$ , with the increase of #new aligned attributes, the accuracy improves and approaches the best when  $\tau_v = 0.8$ , as the quantity and the quality of the new aligned attributes are well balanced. The threshold  $\tau_r$  for finding the new aligned relationships is set in the same way.

**Efficiency.** We verify the efficiency of inferring alignments by RKA. The results on DBP15K ZH-EN in Fig. 3(b) shows that RKA quickly converges at almost the 5th iteration, but the best baseline BootEA costs more than 50 iterations, where one iteration is defined as one time of adding new alignments. Finally, RKA achieves  $3.68\times$  speedup to converge compared with BootEA. Because RKA finds the new aligned entities by a threshold  $\tau_e^R$  which is tuned during each iteration on the validate set, while BootEA performs an inefficient global maximal matching, which needs additional  $O(N)$  time complexity during each iteration. HRK and MRR of the two models is comparable on all the datasets. In our AKA, it takes about 15 minutes to infer the alignments at each iteration by the proposed matrix strategy, which is also efficient. In total, RAKA spends about 1.5-2 hours at each iteration and converges after 3-5 iterations.

**Sensitivity to Graph Clustering.** We compare RAKA and BootEA on three ZH-EN datasets in Fig. 4(a), which shows that both of them perform poorer when the clustering coefficient (cc) of the dataset is smaller. But their performance gap increases with the decrease of cc, indicating BootEA is more sensitive to the clustering characteristics of the graph than RAKA, as BootEA only models the structures.

**Case Study.** We present several cases of the new aligned relationships, attributes and values in different languages by RAKA on DBP15K in Fig. 4(b). We also show the number of the initial and the final alignments on DBP15K ZH-EN. Then we randomly sample 100 final alignments and manually evaluate the accuracy, as their ground truth is not available. The results demonstrate the effectiveness of our model. The whole alignments together with the codes are included in the supplemental materials.

## Related Work

**Featured-based Knowledge Alignment.** Traditional methods define heuristic features to perform cross-lingual align-

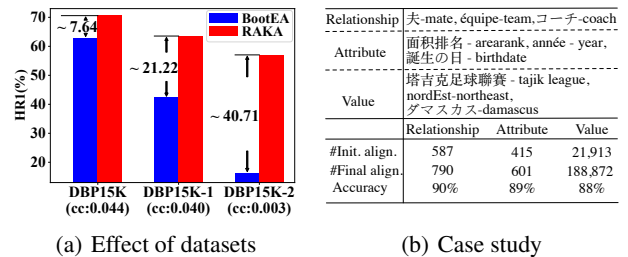


Figure 4: Effect of datasets and case study.

ments. For example, SIGMA (Lacoste-Julien et al. 2013) and PARIS (Suchanek, Abiteboul, and Senellart 2011) are unsupervised algorithms to propagate the matching scores from entity seed pairs to their neighbors. Song et al. (Song and Cimiano 2008) and Oh et al. (Oh et al. 2008) train supervised classifiers based on the graph and text based features. Wang et al. (Wang et al. 2012) further propose a semi-supervised factor graphic model to additionally consider the correlations between neighbor pairs.

**Embedding-based Knowledge Alignment.** Recently, embedding methods such as JE (Hao et al. 2016) and MTransE (Chen et al. 2017) embed two knowledge graphs in the same vector space with the help of their prior alignments. MuGNN (Cao et al. 2019) completes each of two knowledge graphs before aligning them. NTAM (Li et al. 2018) additionally captures the multi-relations between entities. ITransE (Zhu et al. 2017) and BootEA (Sun et al. 2018) further bootstrap the embeddings by the newly discovered alignments. Some researches also incorporate the attribute triplets. For example, JAPE (Sun, Hu, and Li 2017) and Wang et al. (Wang et al. 2018) only leverage the attributes. Trsedya et al. (Trsedya, Qi, and Zhang 2019) and MultiKE (Zhang et al. 2019) additionally embed the values. Both of them globally represent an entity by all its attribute triplets, which may dilute the effects of the similar attribute triplets by the dissimilar attribute triples. Xu et al. (Xu et al. 2019) embed entities by their names, which seriously depend on the high-quality cross-lingual word embeddings pre-trained on a large parallel corpus. Chen et al. (Chen et al. 2018) additionally embed the entity descriptions.

## Conclusions

We present the first attempt to formalize the problem of cross-lingual knowledge alignment as comprehensively linking entities, relationships, attributes and values. We propose an interaction-based attribute model to compare the aligned attributes of entities instead of globally embedding entities. A matrix-based strategy is adopted to accelerate the comparing process. Then we propose a co-training framework together with three merge strategies to solve the conflicts of the alignments inferred from the attribute model and the relationship model. The experimental results demonstrate the effectiveness and efficiency of the proposed model. In the future, we plan to publish benchmarks for quantitatively evaluating the relationships, attributes and values.

## References

- [Ahlander 2002] Ahlander, K. 2002. Einstein summation for multidimensional arrays. *Computers & Mathematics With Applications* 44:1007–1017.
- [Bahdanau, Cho, and Bengio 2015] Bahdanau, D.; Cho, K.; and Bengio, Y. 2015. Neural machine translation by jointly learning to align and translate. In *Proceedings of the 6th International Conference on Learning Representations*.
- [Cao et al. 2019] Cao, Y.; Liu, Z.; Li, C.; Li, J.; and Chua, T.-S. 2019. Multi-channel graph neural network for entity alignment. In *Proceedings of the 57th Conference of the Association for Computational Linguistics*, 1452–1461.
- [Chen et al. 2017] Chen, M.; Tian, Y.; Yang, M.; and Zaniolo, C. 2017. Multilingual knowledge graph embeddings for cross-lingual knowledge alignment. In *Proceedings of the 26th International Joint Conference on Artificial Intelligence*, 1511–1517.
- [Chen et al. 2018] Chen, M.; Tian, Y.; Chang, K.; Skiena, S.; and Zaniolo, C. 2018. Co-training embeddings of knowledge graphs and entity descriptions for cross-lingual entity alignment. In *Proceedings of the 27th International Joint Conference on Artificial Intelligence*, 3998–4004.
- [Hao et al. 2016] Hao, Y.; Zhang, Y.; He, S.; Liu, K.; and Zhao, J. 2016. A joint embedding method for entity alignment of knowledge bases. In *China Conference on Knowledge Graph and Semantic Computing*, 3–14.
- [Lacoste-Julien et al. 2013] Lacoste-Julien, S.; Palla, K.; Davies, A.; Kasneci, G.; Graepel, T.; and Ghahramani, Z. 2013. Sigma: Simple greedy matching for aligning large knowledge bases. In *Proceedings of the 19th ACM SIGKDD International Conference on Knowledge Discovery and Data Mining*, 572–580.
- [Li et al. 2018] Li, S.; Li, X.; Ye, R.; Wang, M.; Su, H.; and Ou, Y. 2018. Non-translational alignment for multi-relational networks. In *Proceedings of the 27th International Joint Conference on Artificial Intelligence*.
- [Oh et al. 2008] Oh, J.-H.; Kawahara, D.; Uchimoto, K.; Kazama, J.; and Torisawa, K. 2008. Enriching multilingual language resources by discovering missing cross-language links in wikipedia. In *2008 IEEE/WIC/ACM International Conference on Web Intelligence and Intelligent Agent Technology*, volume 1, 322–328.
- [Papineni et al. 2002] Papineni, K.; Roukos, S.; Ward, T.; and Zhu, W.-J. 2002. Bleu: a method for automatic evaluation of machine translation. In *Proceedings of the 40th annual meeting on association for computational linguistics*, 311–318. Association for Computational Linguistics.
- [Sorg and Cimiano 2008] Sorg, P., and Cimiano, P. 2008. Enriching the crosslingual link structure of wikipedia-a classification-based approach. In *Proceedings of the AAAI 2008 Workshop on Wikipedia and Artificial Intelligence*.
- [Suchanek, Abiteboul, and Senellart 2011] Suchanek, F. M.; Abiteboul, S.; and Senellart, P. 2011. Paris: Probabilistic alignment of relations, instances, and schema. *Proceedings of the VLDB Endowment* 5(3):157–168.
- [Sun et al. 2018] Sun, Z.; Hu, W.; Zhang, Q.; and Qu, Y. 2018. Bootstrapping entity alignment with knowledge graph embedding. In *Proceedings of the 27th International Joint Conference on Artificial Intelligence*, 4396–4402.
- [Sun, Hu, and Li 2017] Sun, Z.; Hu, W.; and Li, C. 2017. Cross-lingual entity alignment via joint attribute-preserving embedding. In *Proceedings of the 16th International Semantic Web Conference*, 628–644.
- [Trsedya, Qi, and Zhang 2019] Trsedya, B. D.; Qi, J.; and Zhang, R. 2019. Entity alignment between knowledge graphs using attribute embeddings. In *Proceedings of the 33rd AAAI Conference on Artificial Intelligence*.
- [Wang et al. 2012] Wang, Z.; Li, J.; Wang, Z.; and Tang, J. 2012. Cross-lingual knowledge linking across wiki knowledge bases. In *Proceedings of the 21st International Conference on World Wide Web*, 459–468.
- [Wang et al. 2018] Wang, Z.; Lv, Q.; Lan, X.; and Zhang, Y. 2018. Cross-lingual knowledge graph alignment via graph convolutional networks. In *Proceedings of the 2018 Conference on Empirical Methods in Natural Language Processing*, 349–357.
- [Xu et al. 2019] Xu, K.; Wang, L.; Yu, M.; Feng, Y.; Song, Y.; Wang, Z.; and Yu, D. 2019. Cross-lingual knowledge graph alignment via graph matching neural network. In *Proceedings of the 57th Conference of the Association for Computational Linguistics*, 1452–1461.
- [Zhang et al. 2019] Zhang, Q.; Sun, Z.; Hu, W.; Chen, M.; Guo, L.; and Qu, Y. 2019. Multi-view knowledge graph embedding for entity alignment. In *Proceedings of the 33th AAAI Conference on Artificial Intelligence*.
- [Zhu et al. 2017] Zhu, H.; Xie, R.; Liu, Z.; and Sun, M. 2017. Iterative entity alignment via joint knowledge embeddings. In *Proceedings of the 26th International Joint Conference on Artificial Intelligence*, 4258–4264.