

Asymptotic Distributions of High-Dimensional Nonparametric Inference with Distance Correlation *

Lan Gao¹, Jinchi Lv¹ and Qiman Shao^{2,3}

University of Southern California¹, Chinese University of Hong Kong²
and Southern University of Science and Technology³

May 8, 2022

Abstract

Understanding the nonlinear association between a pair of potentially high-dimensional random vectors is encountered frequently in many contemporary big data applications. Distance correlation has become an increasingly popular tool for such a purpose. Most existing works have explored its asymptotic distributions under the independence assumption when only the sample size or the dimensionality diverges. Yet its asymptotic theory for the more realistic setting when both sample size and dimensionality diverge remains largely unexplored. In this paper, we fill such a gap and establish the central limit theorems and the associated rates of convergence for a rescaled test statistic based on the bias-corrected distance correlation in high dimensions under some mild regularity conditions and the null hypothesis of independence between the two random vectors. Our new theoretical results reveal an interesting phenomenon of blessing of dimensionality for high-dimensional nonparametric inference with distance correlation in the sense that the accuracy of normal approximation can increase with dimensionality. The finite-sample performance and advantages of the test statistic are illustrated with several simulation examples and a blockchain application.

Running title: HNID

Key words: Nonparametric inference; High dimensionality; Distance correlation; Central limit theorem; Test of independence; Blockchain

*Lan Gao is Postdoctoral Scholar, Data Sciences and Operations Department, Marshall School of Business, University of Southern California, Los Angeles, CA 90089 (E-mail: gaolan@marshall.usc.edu). Jinchi Lv is Kenneth King Stonier Chair in Business Administration and Professor, Data Sciences and Operations Department, Marshall School of Business, University of Southern California, Los Angeles, CA 90089 (E-mail: jinchilv@marshall.usc.edu). Qi-Man Shao is Chair Professor, Department of Statistics and Data Science, Southern University of Science and Technology, Shenzhen, China and Choh-Ming Li Professor of Statistics, Department of Statistics, The Chinese University of Hong Kong, Shatin, N.T., Hong Kong (E-mail: qmshao@sta.cuhk.edu.hk). This work was supported by a grant from the Simons Foundation and Adobe Data Science Research Award.

1 Introduction

In many big data applications nowadays, we are often interested in measuring the level of association between a pair of potentially high-dimensional random vectors giving rise to a pair of large random matrices. There exist a wide spectrum of both linear and nonlinear dependency measures. Examples include the Pearson correlation (Pearson, 1895), rank correlation coefficients (Kendall, 1938; Spearman, 1904), coefficients based on the cumulative distribution functions or density functions (Hoeffding, 1948; Blum et al., 1961; Rosenblatt, 1975), measures based on the characteristic functions (Feuerverger, 1993; Székely et al., 2007; Székely and Rizzo, 2009), the kernel-based dependence measure (Gretton et al., 2005), and sign covariances (Bergsma and Dassios, 2014; Weihs et al., 2018). See also Shah and Peters (2018); Berrett et al. (2019) for some recent developments on determining the conditional dependency through the test of conditional independence. In particular, nonlinear dependency measures have been popularly used since independence can be characterized fully by certain vanishing measures. Indeed test of independence between two random vectors is of fundamental importance in these applications.

Among all the nonlinear dependency measures, distance correlation introduced in Székely et al. (2007) has gained growing popularity in recent years due to several appealing features. First, vanishing distance correlation characterizes completely the independence between two random vectors. Second, the pair of random vectors can be of possibly different dimensions and possibly different data types such as a mix of continuous and discrete components. Third, this nonparametric approach enjoys computationally fast implementation. In particular, distance-based nonlinear dependency measures have been applied to many high-dimensional problems. Such examples include dimension reduction (Vepakomma et al., 2018), independent component analysis (Matteson and Tsay, 2017), interaction detection (Kong et al., 2017), feature screening (Li et al., 2012; Shao and Zhang, 2014), and variable selection (Kong et al., 2015; Shao and Zhang, 2014). See also the various extensions for testing the mutual independence (Yao et al., 2018), testing the multivariate mutual dependence (Jin and Matteson, 2018; Chakraborty and Zhang, 2019), testing the conditional mean and quantile independence (Zhang et al., 2018), the partial distance correlation (Székely and Rizzo, 2014), the conditional distance correlation (Wang et al., 2015), measuring the nonlinear dependence in time series (Zhou, 2012; Davis et al., 2018), and measuring the dependency between two stochastic processes (Matsui et al., 2017; Davis et al., 2018).

To exploit the distance correlation for nonparametric inference of test of independence between two random vectors $X \in \mathbb{R}^p$ and $Y \in \mathbb{R}^q$ with $p, q \geq 1$, it is crucial to determine the significance threshold. Although the bootstrap or permutation methods can be used to obtain the empirical significance threshold, such approaches can be computationally expensive for large-scale data. Thus it is appealing to characterize its asymptotic distributions for easy practical use. There have been some recent developments along this line. For example, for the

case of fixed dimensionality with independent X and Y , Székely et al. (2007) showed that the standardized sample distance covariance by directly plugging in the empirical characteristic functions converges in distribution to a weighted sum of chi-square random variables as the sample size n tends to infinity. A bias-corrected version of the distance correlation was introduced later in Székely and Rizzo (2013, 2014) to address the bias issue in high dimensions. Huo and Székely (2016) proved that for fixed dimensionality and independent X and Y , the standardized unbiased sample distance covariance converges to a weighted sum of centralized chi-square random variables asymptotically. In contrast, Székely and Rizzo (2013) considered another scenario when the dimensionality diverges with sample size fixed and showed that for random vectors each with exchangeable components, the bias-corrected sample distance correlation converges to a suitable t -distribution. Recently Zhu et al. (2019) extended the result to more general assumptions and established the central limit theorem in the high-dimensional medium-sample-size setting.

Despite the aforementioned existing results on distance correlation, its asymptotic theory for the *general* case when both sample size and dimensionality diverge in an arbitrary fashion remains largely unexplored. To this end, in this paper we intend to provide a more complete picture of the precise limiting distributions of the bias-corrected distance correlation in the full range of diverging dimensionality and sample size. In particular, under some mild regularity conditions and the independence of X and Y , we establish the central limit theorems for a rescaled test statistic based on the bias-corrected distance correlation in high dimensions (see Theorems 1 and 2). Moreover, we characterize the associated rates of convergence to the limiting distributions (see Theorems 3 and 4). To the best of our knowledge, the asymptotic theory built in Theorems 1–4 is new to the literature. Unlike the previous results, our theory requires no constraint on the relationship between sample size n and dimensionalities p and q . Our new theoretical results show that the accuracy of normal approximation can increase with dimensionality, which reveals an interesting phenomenon of blessing of dimensionality for high-dimensional nonparametric inference with distance correlation. It is also worth mentioning that Propositions 4–6 (see Section A.4), which serve as the crucial ingredient of the proofs for Theorems 2 and 4, provide some explicit bounds on certain key moments identified in our theory under fairly general conditions, which can be of independent interest.

We would like to point out that our new asymptotic theory differs substantially from that of Zhu et al. (2019) in several important aspects. First, Zhu et al. (2019) considered the scenario where sample size n grows at a slower rate compared to dimensionalities p and q , while our results make no assumption on the relationship between n and p, q . Second, they assumed that $\min\{p, q\} \rightarrow \infty$, whereas our theory relies on a more relaxed assumption of $p + q \rightarrow \infty$. Third, there is no rate of convergence provided in the work of Zhu et al. (2019), while explicit rates of convergence are established in our theory. Fourth, the proof

in [Zhu et al. \(2019\)](#) is based on the componentwise analysis, whereas our technical proof is based on the joint analysis by treating the high-dimensional random vectors as a whole. See [Table 1](#) for a summary of these key differences under the illustrative example of m -dependent components. The marginally aggregated distance correlation studied in [Zhu et al. \(2019\)](#) can be less powerful than the joint distance correlation in certain general settings.

The rest of the paper is organized as follows. [Section 2](#) introduces the model setting and reviews the nonlinear dependency measure of distance correlation as well as its known limiting distributions. We present a rescaled test statistic and its asymptotic distributions for high-dimensional nonparametric inference with distance correlation in [Section 3](#). [Sections 4](#) and [5](#) provide several simulation examples and a blockchain application illustrating the finite-sample performance and utility of the newly suggested test statistic. We discuss some implications and extensions of our work in [Section 6](#). The proofs of main results are relegated to the Appendix. Additional technical details, theoretical results, and the idea of lifting dimensionality are provided in the Supplementary Material.

2 Model setting and distance correlation

Let us consider a pair of random vectors $X \in \mathbb{R}^p$ and $Y \in \mathbb{R}^q$ with integers $p, q \geq 1$ that are of possibly different dimensions and possibly mixed data types such as continuous or discrete components. For any vectors $t \in \mathbb{R}^p$ and $s \in \mathbb{R}^q$, denote by $\langle t, X \rangle$ and $\langle s, Y \rangle$ the corresponding inner products. Let $f_X(t) = \mathbb{E}e^{i\langle t, X \rangle}$, $f_Y(s) = \mathbb{E}e^{i\langle s, Y \rangle}$, and $f_{X,Y}(t) = \mathbb{E}e^{i\langle t, X \rangle + i\langle s, Y \rangle}$ be the characteristic functions of X , Y , and the joint distribution (X, Y) , respectively, where i associated with the expectations represents the imaginary unit $(-1)^{1/2}$. [Székely et al. \(2007\)](#) defined the squared distance covariance $\mathcal{V}^2(X, Y)$ as

$$\mathcal{V}^2(X, Y) = \int_{\mathbb{R}^{p+q}} \frac{|f_{X,Y}(t, s) - f_X(t)f_Y(s)|^2}{c_p c_q \|t\|^{p+1} \|s\|^{q+1}} dt ds, \quad (1)$$

where

$$c_p = \frac{\pi^{(p+1)/2}}{\Gamma((p+1)/2)}$$

with $\Gamma(\cdot)$ the gamma function and $\|\cdot\|$ stands for the Euclidean norm of a vector. Observe that $2c_p$ and $2c_q$ are simply the volumes of p -dimensional and q -dimensional unit spheres in the Euclidean spaces, respectively. In view of the above definition, it is easy to see that X and Y are independent if and only if $\mathcal{V}^2(X, Y) = 0$. Thus distance covariance characterizes completely the independence.

The specific weight in [\(1\)](#) gives us an explicit form of the squared distance covariance

(see Székely et al. (2007))

$$\begin{aligned}\mathcal{V}^2(X, Y) = & \mathbb{E}[\|X_1 - X_2\| \|Y_1 - Y_2\|] - 2\mathbb{E}[\|X_1 - X_2\| \|Y_1 - Y_3\|] \\ & + \mathbb{E}[\|X_1 - X_2\|] \mathbb{E}[\|Y_1 - Y_2\|],\end{aligned}\quad (2)$$

where (X_1, Y_1) , (X_2, Y_2) , and (X_3, Y_3) are independent copies of (X, Y) . Moreover, Lyons (2013) showed that

$$\mathcal{V}^2(X, Y) = \mathbb{E}[d(X_1, X_2)d(Y_1, Y_2)] \quad (3)$$

with the double-centered distance

$$d(X_1, X_2) = \|X_1 - X_2\| - \mathbb{E}[\|X_1 - X_2\| | X_1] - \mathbb{E}[\|X_1 - X_2\| | X_2] + \mathbb{E}[\|X_1 - X_2\|] \quad (4)$$

and $d(Y_1, Y_2)$ defined similarly. Let $\mathcal{V}^2(X) = \mathcal{V}^2(X, X)$ and $\mathcal{V}^2(Y) = \mathcal{V}^2(Y, Y)$ be the squared distance variances of X and Y , respectively. Then the squared distance correlation $\mathcal{R}(X, Y)$ is defined as

$$\mathcal{R}^2(X, Y) = \begin{cases} \frac{\mathcal{V}^2(X, Y)}{\sqrt{\mathcal{V}^2(X)\mathcal{V}^2(Y)}} & \text{if } \mathcal{V}^2(X)\mathcal{V}^2(Y) > 0, \\ 0 & \text{if } \mathcal{V}^2(X)\mathcal{V}^2(Y) = 0. \end{cases} \quad (5)$$

Now assume that we are given a sample of n independent and identically distributed (i.i.d.) observations $\{(X_i, Y_i), 1 \leq i \leq n\}$ from the joint distribution (X, Y) . In Székely et al. (2007), the squared sample distance covariance $\mathcal{V}_n^2(X, Y)$ was constructed by directly plugging in the empirical characteristic functions as

$$\mathcal{V}_n^2(X, Y) = \int_{\mathbb{R}^{p+q}} \frac{|f_{X,Y}^n(t, s) - f_X^n(t)f_Y^n(s)|^2}{c_p c_q \|t\|^{p+1} \|s\|^{q+1}} dt ds, \quad (6)$$

where $f_Y^n(t)$, $f_Y^n(s)$, and $f_{X,Y}^n(t, s)$ are the corresponding empirical characteristic functions. Thus the squared sample distance correlation is given by

$$\mathcal{R}_n^2(X, Y) = \begin{cases} \frac{\mathcal{V}_n^2(X, Y)}{\sqrt{\mathcal{V}_n^2(X)\mathcal{V}_n^2(Y)}} & \text{if } \mathcal{V}_n^2(X)\mathcal{V}_n^2(Y) > 0, \\ 0 & \text{if } \mathcal{V}_n^2(X)\mathcal{V}_n^2(Y) = 0. \end{cases} \quad (7)$$

Similar to (2) and (3), the squared sample distance covariance admits the following explicit form

$$\mathcal{V}_n^2(X, Y) = \frac{1}{n^2} \sum_{k,l=1}^n A_{k,l} B_{k,l}, \quad (8)$$

where $A_{k,l}$ and $B_{k,l}$ are the double-centered distances defined as

$$\begin{aligned} A_{k,l} &= a_{k,l} - \frac{1}{n} \sum_{i=1}^n a_{i,l} - \frac{1}{n} \sum_{j=1}^n a_{k,j} + \frac{1}{n^2} \sum_{i,j=1}^n a_{i,j}, \\ B_{k,l} &= b_{k,l} - \frac{1}{n} \sum_{i=1}^n b_{i,l} - \frac{1}{n} \sum_{j=1}^n b_{k,j} + \frac{1}{n^2} \sum_{i,j=1}^n b_{i,j} \end{aligned}$$

with $a_{k,l} = \|X_k - X_l\|$ and $b_{k,l} = \|Y_k - Y_l\|$. It is easy to see that the above estimator is an empirical version of the right hand side of (3). The double-centered population distance $d(X_k, X_l)$ is estimated by the double-centered sample distance $A_{k,l}$ and then $\mathbb{E}[d(X_1, X_2)]$ is estimated by the mean of all the pairs of double-centered sample distances.

Although it is natural to define the sample distance covariance in (6), Székely and Rizzo (2013) later demonstrated that such an estimator is biased and can lead to interpretation issues in high dimensions. They revealed that for independent random vectors $X \in \mathbb{R}^p$ and $Y \in \mathbb{R}^q$ with i.i.d. components and finite second moments, it holds that

$$\mathcal{R}_n^2(X, Y) \xrightarrow[p, q \rightarrow \infty]{} 1$$

when sample size n is fixed, but we naturally have $\mathcal{R}^2(X, Y) = 0$ in this scenario. To address this issue, Székely and Rizzo (2013, 2014) introduced a modified unbiased estimator of the squared distance covariance and the bias-corrected sample distance correlation given by

$$\mathcal{V}_n^*(X, Y) = \frac{1}{n(n-3)} \sum_{k \neq l} A_{k,l}^* B_{k,l}^* \quad (9)$$

and

$$\mathcal{R}_n^*(X, Y) = \begin{cases} \frac{\mathcal{V}_n^*(X, Y)}{\sqrt{\mathcal{V}_n^*(X) \mathcal{V}_n^*(Y)}} & \text{if } \mathcal{V}_n^*(X) \mathcal{V}_n^*(Y) > 0, \\ 0 & \text{if } \mathcal{V}_n^*(X) \mathcal{V}_n^*(Y) = 0, \end{cases} \quad (10)$$

respectively, where the \mathcal{U} -centered distances $A_{k,l}^*$ and $B_{k,l}^*$ are defined as

$$\begin{aligned} A_{k,l}^* &= a_{k,l} - \frac{1}{n-2} \sum_{i=1}^n a_{i,l} - \frac{1}{n-2} \sum_{j=1}^n a_{k,j} + \frac{1}{(n-1)(n-2)} \sum_{i,j=1}^n a_{i,j}, \\ B_{k,l}^* &= b_{k,l} - \frac{1}{n-2} \sum_{i=1}^n b_{i,l} - \frac{1}{n-2} \sum_{j=1}^n b_{k,j} + \frac{1}{(n-1)(n-2)} \sum_{i,j=1}^n b_{i,j}. \end{aligned}$$

Our work will focus on the bias-corrected distance-based statistics $\mathcal{V}_n^*(X, Y)$ and $\mathcal{R}_n^*(X, Y)$ given in (9) and (10), respectively. In general, the exact distributions of the distance covariance and distance correlation are intractable. Thus it is essential to investigate the asymptotic surrogates in order to apply the distance-based statistics for the test of indepen-

dence. With dimensionalities p, q fixed and sample size $n \rightarrow \infty$, [Huo and Székely \(2016\)](#) validated that $\mathcal{V}_n^*(X, Y)$ is a U-statistic and then under the independence of X and Y , it admits the following asymptotic distribution

$$n\mathcal{V}_n^*(X, Y) \xrightarrow[n \rightarrow \infty]{\mathcal{D}} \sum_{i=1}^{\infty} \lambda_i (Z_i^2 - 1), \quad (11)$$

where $\{Z_i, i \geq 1\}$ are i.i.d. standard normal random variables and $\{\lambda_i, i \geq 1\}$ are the eigenvalues of some operator.

On the other hand, [Székely and Rizzo \(2013\)](#) showed that when the dimensionalities p and q tend to infinity and sample size $n \geq 4$ is fixed, if X and Y both consist of i.i.d. components, then under the independence of X and Y we have

$$\sqrt{n(n-3)/2-1} \frac{\mathcal{R}_n^*(X, Y)}{\sqrt{1 - (\mathcal{R}_n^*(X, Y))^2}} \xrightarrow[p, q \rightarrow \infty]{\mathcal{D}} t_{n(n-3)/2-1}. \quad (12)$$

However, it still remains to investigate the limiting distributions of distance correlation when both sample size and dimensionality are diverging simultaneously. It is common to encounter data sets that are of both high dimensions and large sample size such as in biology, ecology, medical science, and networks. When $p \wedge q \rightarrow \infty$ and $n \rightarrow \infty$ at a slower rate compared to p, q , under the independence of X and Y and some conditions on the moments [Zhu et al. \(2019\)](#) showed that

$$\sqrt{n(n-3)/2-1} \frac{\mathcal{R}_n^*(X, Y)}{\sqrt{1 - (\mathcal{R}_n^*(X, Y))^2}} \xrightarrow{\mathcal{D}} N(0, 1), \quad (13)$$

where $p \wedge q$ denotes the minimum value of p and q . Their result was obtained by approximating the unbiased sample distance covariance with the aggregated marginal distance covariance, which can incur stronger assumptions including $n \rightarrow \infty$ at a slower rate compared to p, q and $p \wedge q \rightarrow \infty$.

The main goal of our paper is to fill such a gap and make the asymptotic theory of distance correlation more complete. In particular, we will prove the central limit theorems for $\mathcal{R}_n^*(X, Y)$ when $n \rightarrow \infty$ and $p + q \rightarrow \infty$. In contrast to the work of [Zhu et al. \(2019\)](#), we analyze the unbiased sample distance covariance directly by treating the random vectors as a whole.

3 High-dimensional nonparametric inference with distance correlation

3.1 A rescaled test statistic

To simplify the technical presentation, we assume that $\mathbb{E}[X] = \mathbf{0}$ and $\mathbb{E}[Y] = \mathbf{0}$ since otherwise we subtract the means first in our technical analysis. Let $\mathbb{E}[XX^T] = \Sigma_x$ and $\mathbb{E}[YY^T] = \Sigma_y$ be the covariance matrices of random vectors X and Y , respectively. To test the null hypothesis that X and Y are independent, in this paper we consider a rescaled test statistic defined as a rescaled distance correlation

$$T_n := \sqrt{\frac{n(n-1)}{2}} \mathcal{R}_n^*(X, Y) = \sqrt{\frac{n(n-1)}{2}} \frac{\mathcal{V}_n^*(X, Y)}{\sqrt{\mathcal{V}_n^*(X)\mathcal{V}_n^*(Y)}}. \quad (14)$$

It has been shown in [Huo and Székely \(2016\)](#) that $\mathcal{V}_n^*(X, Y)$ is a U-statistic. A key observation is that by the Hoeffding decomposition for U-statistics, the dominating part is a martingale array under the independence of X and Y . Then we can apply the martingale central limit theorem and calculate the specific moments involved.

More specifically, it holds that

$$\mathcal{V}_n^*(X, Y) = \binom{n}{4}^{-1} \sum_{1 \leq i_1 < i_2 < i_3 < i_4 \leq n} h((X_{i_1}, Y_{i_1}), \dots, (X_{i_4}, Y_{i_4})), \quad (15)$$

where the kernel function is given by

$$\begin{aligned} & h((X_1, Y_1), (X_2, Y_2), (X_3, Y_3), (X_4, Y_4)) \\ &= \frac{1}{4} \sum_{\substack{1 \leq i, j \leq 4, \\ i \neq j}} \|X_i - X_j\| \|Y_i - Y_j\| - \frac{1}{4} \sum_{i=1}^4 \left(\sum_{\substack{1 \leq j \leq 4, \\ j \neq i}} \|X_i - X_j\| \sum_{\substack{1 \leq j \leq 4, \\ j \neq i}} \|Y_i - Y_j\| \right) \\ &+ \frac{1}{24} \sum_{\substack{1 \leq i, j \leq 4, \\ i \neq j}} \|X_i - X_j\| \sum_{\substack{1 \leq i, j \leq 4, \\ i \neq j}} \|Y_i - Y_j\|. \end{aligned} \quad (16)$$

Let us define another functional

$$g(X_1, X_2, X_3, X_4) := d(X_1, X_2)d(X_1, X_3)d(X_2, X_4)d(X_3, X_4), \quad (17)$$

where $d(\cdot, \cdot)$ is the double-centered distance defined in (4). The above technical preparation enables us to derive the main theoretical results.

3.2 Asymptotic distributions

Theorem 1. *Assume that $\mathbb{E}\|X\|^{2+2\tau} + \mathbb{E}\|Y\|^{2+2\tau} < \infty$ for some constant $0 < \tau \leq 1$. If*

$$\frac{\mathbb{E}(|d(X_1, X_2)|^{2+2\tau})\mathbb{E}(|d(Y_1, Y_2)|^{2+2\tau})}{n^\tau[\mathcal{V}^2(X)\mathcal{V}^2(Y)]^{1+\tau}} \rightarrow 0 \quad (18)$$

and

$$\frac{\mathbb{E}[g(X_1, X_2, X_3, X_4)]\mathbb{E}[g(Y_1, Y_2, Y_3, Y_4)]}{[\mathcal{V}^2(X)\mathcal{V}^2(Y)]^2} \rightarrow 0 \quad (19)$$

as $n \rightarrow \infty$ and $p + q \rightarrow \infty$, then under the independence of X and Y we have $T_n \xrightarrow{\mathcal{D}} N(0, 1)$.

Theorem 1 presents a general theory and relies on the martingale central limit theorem. In fact, when X and Y are independent, via the Hoeffding decomposition we can find that the dominating part of $\mathcal{V}_n^*(X, Y)$ forms a martingale array which admits asymptotic normality under conditions (18) and (19). Moreover, it also follows from (18) that

$$\frac{\mathcal{V}_n^*(X)}{\mathcal{V}^2(X)} \rightarrow 1 \quad \text{and} \quad \frac{\mathcal{V}_n^*(Y)}{\mathcal{V}^2(Y)} \rightarrow 1 \quad \text{in probability.}$$

Thus an application of Slutsky's lemma results in the desired results.

Although Theorem 1 is for the general case, the calculation of the moments involved such as $\mathbb{E}[g(X_1, X_2, X_3, X_4)]$, $\mathcal{V}^2(X)$, and $\mathbb{E}(|d(X_1, X_2)|^{2+2\tau})$ for the general underlying distribution can be challenging. To this end, we provide in Propositions 4–6 in Section A.4 some bounds or exact orders of those moments. These results together with Theorem 1 enable us to establish Theorem 2 on an explicit and useful central limit theorem with more specific conditions. Let us define quantities

$$\begin{aligned} B_X &= \mathbb{E}[\|X_1 - X_2\|^2] = 2\mathbb{E}[\|X\|^2], & B_Y &= \mathbb{E}[\|Y_1 - Y_2\|^2] = 2\mathbb{E}[\|Y\|^2], \\ L_{x,\tau} &= \mathbb{E}(|\|X\|^2 - \mathbb{E}\|X\|^2|^{2+2\tau}) + \mathbb{E}(|X_1^T X_2|^{2+2\tau}), \\ L_{y,\tau} &= \mathbb{E}(|\|Y\|^2 - \mathbb{E}\|Y\|^2|^{2+2\tau}) + \mathbb{E}(|Y_1^T Y_2|^{2+2\tau}), \end{aligned}$$

and

$$\begin{aligned} E_x &= \frac{\mathbb{E}[(X_1^T \Sigma_x X_2)^2] + B_X^{-2\tau} L_{x,\tau}^{(2+\tau)/(1+\tau)}}{(\mathbb{E}[(X_1^T X_2)^2])^2}, \\ E_y &= \frac{\mathbb{E}[(Y_1^T \Sigma_y Y_2)^2] + B_Y^{-2\tau} L_{y,\tau}^{(2+\tau)/(1+\tau)}}{(\mathbb{E}[(Y_1^T Y_2)^2])^2}. \end{aligned}$$

Theorem 2. *Assume that $\mathbb{E}[\|X\|^{4+4\tau}] + \mathbb{E}[\|Y\|^{4+4\tau}] < \infty$ for some constant $0 < \tau \leq 1/2$*

and as $n \rightarrow \infty$ and $p + q \rightarrow \infty$,

$$\frac{n^{-\tau} L_{x,\tau} L_{y,\tau}}{(\mathbb{E}[(X_1^T X_2)^2] \mathbb{E}[(Y_1^T Y_2)^2])^{1+\tau}} \rightarrow 0. \quad (20)$$

In addition, assume that $E_x \rightarrow 0$ if $p \rightarrow \infty$, and $E_y \rightarrow 0$ if $q \rightarrow \infty$. Then under the independence of X and Y , we have $T_n \xrightarrow{\mathcal{D}} N(0, 1)$.

Theorem 2 provides a user-friendly central limit theorem with mild regularity conditions that are easy to verify and can be satisfied by a large class of distributions. To get some insights into the orders of the moments B_X , $L_{x,\tau}$, $\mathbb{E}[(X_1^T X_2)^2]$, and $\mathbb{E}[(X_1^T \Sigma_x X_2)^2]$, one can refer to Section 3.4 for detailed explanations by examining some specific examples. In Theorem 2, we show the results only under the scenario of $0 < \tau \leq 1/2$. In fact, similar results also hold for the case of $1/2 < \tau \leq 1$; see Section D of Supplementary Material for more details.

3.3 Rates of convergence

Thanks to the martingale structure of the dominating term of $\mathcal{V}_n^*(X, Y)$ under the independence of X and Y , we can characterize the accuracy of the normal approximation.

Theorem 3. Assume that $\mathbb{E}\|X\|^{2+2\tau} + \mathbb{E}\|Y\|^{2+2\tau} < \infty$ for some constant $0 < \tau \leq 1$. Then under the independence of X and Y , we have

$$\sup_{x \in \mathbb{R}} |\mathbb{P}(T_n \leq x) - \Phi(x)| \leq C \left\{ \left(\frac{\mathbb{E}[g(X_1, X_2, X_3, X_4)] \mathbb{E}[g(Y_1, Y_2, Y_3, Y_4)]}{[\mathcal{V}^2(X) \mathcal{V}^2(Y)]^2} \right)^{\frac{1+\tau}{2}} + \frac{\mathbb{E}[|d(X_1, X_2)|^{2+2\tau}] \mathbb{E}[|d(Y_1, Y_2)|^{2+2\tau}]}{n^\tau [\mathcal{V}^2(X) \mathcal{V}^2(Y)]^{1+\tau}} \right\}^{\frac{1}{3+2\tau}}, \quad (21)$$

where C is some positive constant and $\Phi(x)$ is standard normal distribution function.

In view of the evaluation of the moments in Propositions 4–6, we can establish the following theorem as a consequence of Theorem 3.

Theorem 4. Assume that $\mathbb{E}\|X\|^{4+4\tau} + \mathbb{E}\|Y\|^{4+4\tau} < \infty$ for some constant $0 < \tau \leq 1/2$,

$$B_X^{-2\tau} L_{x,\tau} / \mathbb{E}[(X_1^T X_2)^2] \leq 1/18, \quad \text{and} \quad B_Y^{-2\tau} L_{y,\tau} / \mathbb{E}[(Y_1^T Y_2)^2] \leq 1/18. \quad (22)$$

Then under the independence of X and Y , we have

$$\sup_{x \in \mathbb{R}} |\mathbb{P}(T_n \leq x) - \Phi(x)| \leq C \left\{ (E_x E_y)^{\frac{1+\tau}{2}} + \frac{n^{-\tau} L_{x,\tau} L_{y,\tau}}{(\mathbb{E}[(X_1^T X_2)^2] \mathbb{E}[(Y_1^T Y_2)^2])^{1+\tau}} \right\}^{\frac{1}{3+2\tau}}, \quad (23)$$

where C is some positive constant.

The counterpart theory for the case of $1/2 < \tau \leq 1$ is presented in Section D of Supplementary Material. In general, larger value of τ will lead to better convergence rates and weaker conditions, which will be elucidated by the example of m -dependent components in Proposition 2 (see Section 3.4).

Let us now consider the case when only one of p and q is diverging, say, p is fixed and $q \rightarrow \infty$. Then by the moment assumption $\mathbb{E}[\|X\|^{4+4\tau}] < \infty$, all the moments related to X on the right hand side of (21) are of bounded values. Thus in light of the proof of Theorem 4, we can see that if $\mathbb{E}[\|X\|^{4+4\tau}] + \mathbb{E}[\|Y\|^{4+4\tau}] < \infty$ for some constant $0 < \tau \leq 1/2$, then there exists some positive constant C_X depending on the underlying distribution of X such that under the independence of X and Y , we have

$$\sup_{x \in \mathbb{R}} |\mathbb{P}(T_n < x) - \Phi(x)| \leq C_X \left\{ \left(E_y \wedge \frac{1}{18} \right)^{\frac{1+\tau}{2}} + \frac{n^{-\tau} L_{y,\tau}}{(\mathbb{E}[(Y_1^T Y_2)^2])^{1+\tau}} \right\}^{\frac{1}{3+2\tau}}. \quad (24)$$

It is worth mentioning that the bounds obtained in (21) and (23) are nonasymptotic results that quantify the accuracy of the normal approximation and reveal how the rate of convergence depends on the sample size and dimensionalities. Since we exploit the rate of convergence in the central limit theorem for general martingales (Haeusler, 1988) under the assumption of $0 < \tau \leq 1$, the result may not necessarily be optimal. It is possible that better convergence rate can be obtained for the case of $\tau > 1$, which is beyond the scope of the current paper.

3.4 Some specific examples

To better illustrate the results obtained in the previous theorems, let us consider several concrete examples now. To simplify the technical presentation, we assume in this section that both p and q tend to infinity as n increases. Our technical analysis also applies to the case when only one of p and q diverges.

Proposition 1. *Assume that $\mathbb{E}[\|X\|^{4+4\tau}] + \mathbb{E}[\|Y\|^{4+4\tau}] < \infty$ for some constant $0 < \tau \leq 1/2$ and there exist some positive constants c_1, c_2 such that*

$$L_{x,\tau} \leq c_1 p^{1+\tau}, \quad \mathbb{E}[(X_1^T \Sigma_x X_2)^2] \leq c_1 p, \quad (25)$$

$$\mathbb{E}[(X_1^T X_2)^2] \geq c_2 p, \quad \mathbb{E}[\|X\|^2] \geq c_2 p, \quad (26)$$

and

$$L_{y,\tau} \leq c_1 q^{1+\tau}, \quad \mathbb{E}[(Y_1^T \Sigma_y Y_2)^2] \leq c_1 q, \quad (27)$$

$$\mathbb{E}[(Y_1^T Y_2)^2] \geq c_2 q, \quad \mathbb{E}[\|Y\|^2] \geq c_2 q. \quad (28)$$

Then under the independence of X and Y , there exists some positive constant A depending

upon c_1 and c_2 such that for sufficiently large p and q , we have

$$\sup_{x \in \mathbb{R}} |\mathbb{P}(T_n \leq x) - \Phi(x)| \leq A[(pq)^{-\tau(1+\tau)/2} + n^{-\tau}]^{1/(3+2\tau)}.$$

Hence as $n \rightarrow \infty$ and $p, q \rightarrow \infty$, it holds that $T_n \xrightarrow{\mathcal{D}} N(0, 1)$.

The first example considered in Proposition 1 is motivated by the case of independent components. Indeed, by Rosenthal's inequality for the sum of independent random variables, (25) and (26) are automatically satisfied when X consists of independent nondegenerate components with zero mean and uniformly bounded $(4 + 4\tau)$ th moment.

We next consider the second example of m -dependent components. For an integer $m \geq 1$, a sequence $\{U_i\}_0^\infty$ is m -dependent if $\{U_i\}_0^n$ and $\{U_i\}_{n+m+1}^\infty$ are independent for every $n \geq 0$. We now focus on a special but commonly used scenario in which X consists of m_1 -dependent components and Y consists of m_2 -dependent components for some integers $m_1 \geq 1$ and $m_2 \geq 1$. Assume that (X_1, Y_1) and (X_2, Y_2) are independent copies of (X, Y) and denote by

$$\begin{aligned} X_1 &= (X_{1,1}, X_{1,2}, \dots, X_{1,p})^T, & X_2 &= (X_{2,1}, X_{2,2}, \dots, X_{2,p})^T, \\ Y_1 &= (Y_{1,1}, Y_{1,2}, \dots, Y_{1,q})^T, & Y_2 &= (Y_{2,1}, Y_{2,2}, \dots, Y_{2,q})^T. \end{aligned}$$

We can establish the following proposition by resorting to Theorem 4 for the case of $0 < \tau \leq 1/2$ and Theorem 5 in Section D.1 of Supplementary Material for the case of $1/2 < \tau \leq 1$.

Proposition 2. *Assume that $\mathbb{E}(|X_{1,i}|^{4+4\tau}) < \infty$ and $\mathbb{E}(|Y_{1,j}|^{4+4\tau}) < \infty$ for any $1 \leq i \leq p, 1 \leq j \leq q$ with some constant $0 < \tau \leq 1$, and there exist some positive constants $\kappa_1, \kappa_2, \kappa_3, \kappa_4$ such that*

$$\max \left\{ p^{-1} \sum_{i=1}^p \mathbb{E}[|X_{1,i}|^{4+4\tau}], q^{-1} \sum_{j=1}^q \mathbb{E}[|Y_{1,j}|^{4+4\tau}] \right\} \leq \kappa_1, \quad (29)$$

$$\min \left\{ p^{-1} \mathbb{E}[(X_1^T X_2)^2], q^{-1} \mathbb{E}[(Y_1^T Y_2)^2] \right\} \geq \kappa_2, \quad (30)$$

$$\min \left\{ p^{-1} B_X, q^{-1} B_Y \right\} \geq \kappa_3, \quad (31)$$

$$\max_{1 \leq i \leq p} \mathbb{E}[X_{1,i}^2] \leq \kappa_4, \quad \max_{1 \leq j \leq q} \mathbb{E}[Y_{1,j}^2] \leq \kappa_4. \quad (32)$$

In addition, assume that X consists of m_1 -dependent components, Y consists of m_2 -dependent components, and

$$m_1 = o(p^{\tau/(2+\tau)}), \quad m_2 = o(q^{\tau/(2+\tau)}), \quad m_1 m_2 = o(n^{\tau/(1+\tau)}). \quad (33)$$

Then under the independence of X and Y , there exists some positive constant A depending

upon $\kappa_1, \dots, \kappa_4$ such that

$$\begin{aligned} & \sup_{x \in \mathbb{R}} |\mathbb{P}(T_n \leq x) - \Phi(x)| \\ & \leq A \left[\left([(m_1 + 1)(m_2 + 1)]^{2+\tau} (pq)^{-\tau} \right)^{\frac{1+\tau}{2}} + [(m_1 + 1)(m_2 + 1)]^{1+\tau} n^{-\tau} \right]^{\frac{1}{3+2\tau}}. \end{aligned} \quad (34)$$

Hence under condition (33), we have $T_n \xrightarrow{\mathcal{Q}} N(0, 1)$ as $n \rightarrow \infty$ and $p, q \rightarrow \infty$.

In comparison to [Zhu et al. \(2019\)](#), our conditions are less restrictive as discussed in the Introduction. In addition, we establish the rates of convergence, whereas they did not provide such results. For an illustration, we summarize in [Table 1](#) the key differences between our results and theirs under the conditions of [Proposition 2](#) and the existence of the eighth moments ($\tau = 1$).

Table 1: Comparisons under the conditions of [Proposition 2](#)

	Conditions	Rate of convergence
Zhu et al. (2019)	$p \rightarrow \infty, q \rightarrow \infty$	No result
	$m_1^3/p \rightarrow 0, m_2^3/q \rightarrow 0$	
	$m_1/n^{1/4} \rightarrow 0, m_2/n^{1/4} \rightarrow 0$	
	$n\sqrt{m_1}m_2/\sqrt{q} \rightarrow 0$	
	$nm_1\sqrt{m_2}/\sqrt{p} \rightarrow 0$	
Our work	$p \rightarrow \infty, q \rightarrow \infty$	$\{(m_1m_2)^3/(pq) + (m_1m_2)^2/n\}^{1/5}$
	$m_1^3/p \rightarrow 0, m_2^3/q \rightarrow 0$	
	$m_1m_2/\sqrt{n} \rightarrow 0$	
	$p \rightarrow \infty, q$ fixed (similarly for p fixed and $q \rightarrow \infty$)	
	$m_1^3/p \rightarrow 0, m_1/\sqrt{n} \rightarrow 0$	$\{m_1^3/p + m_1^2/n\}^{1/5}$

We further consider the third example of multivariate normal random variables. For such a case, we can obtain a concise result in the following proposition.

Proposition 3. *Assume that $X \sim N(\mathbf{0}, \Sigma_x)$, $Y \sim N(\mathbf{0}, \Sigma_y)$, and the eigenvalues of Σ_x and Σ_y satisfy that $a_1 \leq \lambda_1^X \leq \lambda_2^X \leq \dots \leq \lambda_p^X \leq a_2$ and $a_1 \leq \lambda_1^Y \leq \lambda_2^Y \leq \dots \leq \lambda_q^Y \leq a_2$ for some positive constants a_1 and a_2 . Then under the independence of X and Y , there exists some positive constant C depending upon a_1, a_2 such that*

$$\sup_{x \in \mathbb{R}} |\mathbb{P}(T_n \leq x) - \Phi(x)| \leq C[(pq)^{-1/5} + n^{-1/5}].$$

Hence we have $T_n \xrightarrow{\mathcal{Q}} N(0, 1)$ as $n \rightarrow \infty$ and $p, q \rightarrow \infty$.

We would like to point out that the rate of convergence obtained in [Proposition 3](#) can be suboptimal since the error rate $n^{-1/5}$ is slower than the classical convergence rate with order

$n^{-1/2}$ of the CLT for the sum of independent random variables. Our results are derived by exploiting the convergence rate of CLT for general martingales (Haeusler, 1988). It may be possible to improve the rate of convergence if one takes into account the specific intrinsic structure of distance covariance, which is beyond the scope of the current paper.

4 Simulation studies

In this section, we conduct several simulation studies to verify our theoretical results on the normal approximation for distance correlation and illustrate the finite-sample performance of our rescaled test statistic for the test of independence.

4.1 Approximation accuracy

We generate two independent normal random vectors $X \in \mathbb{R}^p$ and $Y \in \mathbb{R}^q$. Then we calculate the rescaled distance correlation T_n defined in (14). Since distance covariance is invariant under orthogonal transformations, without loss of generality the covariance matrices are set to be diagonal.

Example 1. *Let $X \sim N(\mathbf{0}, \Sigma_{X,p})$, $Y \sim N(\mathbf{0}, \Sigma_{Y,q})$, and X be independent of Y , where $\Sigma_{X,p} = \text{diag}\{\sigma_1^X, \dots, \sigma_p^X\}$ and $\Sigma_{Y,q} = \text{diag}\{\sigma_1^Y, \dots, \sigma_q^Y\}$. Assume that $\sigma_1^X, \dots, \sigma_p^X, \sigma_1^Y, \dots, \sigma_q^Y$ are generated independently from the uniform distribution $U(0.2, 2)$.*

Setting 1. Fix $n = 100$ and set $p = q = 10, 50, 200, 1000$;

Setting 2. Fix $n = 1000$ and set $p = q = 50, 500, 1000, 10000$.

We conduct 2000 replicates and generate the histograms of the rescaled test statistic T_n to investigate its empirical distribution. Histograms with a comparison of the kernel density estimate (KDE) and the standard normal density function are shown in Figures 1 and 2 for the settings of $n = 100$ and $n = 1000$, respectively. From Figures 1 and 2, we can see that the distribution of T_n mimics very closely the standard normal distribution under different settings and values of dimensionalities, even for low dimensions $p = q = 10$. Moreover, it is evident that the KDE of T_n and the standard normal density coincide in the highest degree when $n = 1000$ and $p = q = 10000$. These results reveal that the accuracy of normal approximation increases with both sample size and dimensionality, which is in line with our theoretical results.

4.2 Test of independence

To test the independence of random vectors X and Y in high dimensions, based on the asymptotic normality established for the rescaled distance correlation, under significance

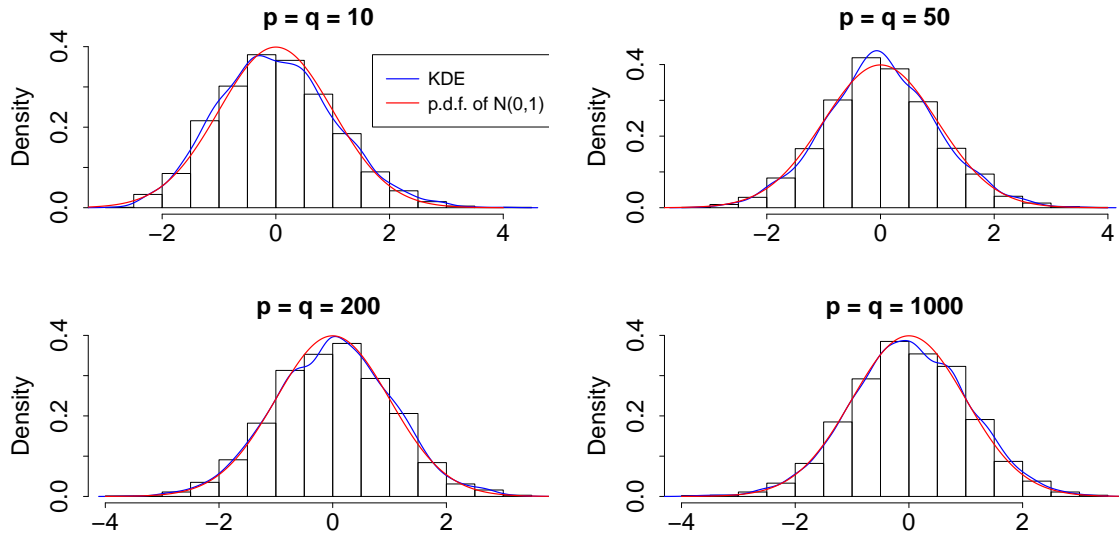


Figure 1: Histograms of rescaled test statistic T_n under Setting 1 of Example 1 with $n = 100$. The blue line represents the kernel density estimate and the red line represents the standard normal density.

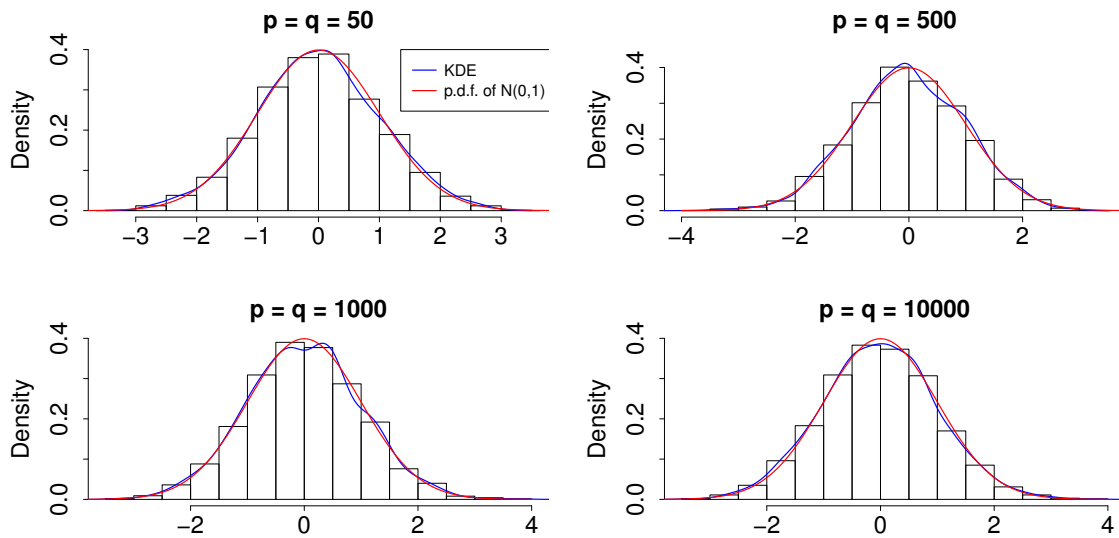


Figure 2: Histograms of rescaled test statistic T_n under Setting 2 of Example 1 with $n = 1000$. The blue line represents the kernel density estimate and the red line represents the standard normal density.

level α we can reject the null hypothesis when

$$T_n = \sqrt{\frac{n(n-1)}{2}} \frac{\mathcal{V}_n^*(X, Y)}{\sqrt{\mathcal{V}_n^*(X)\mathcal{V}_n^*(Y)}} > \Phi^{-1}(1 - \alpha), \quad (35)$$

since the distance correlation is positive under the alternative hypothesis. To assess the performance of our normal approximation test, we also include the gamma-based approximation test (Huang and Huo, 2017) and random permutation test (Székely et al., 2007) in the numerical comparisons.

Random permutation test is a nonparametric method for estimating the p-values. Following Székely et al. (2007), we carry out $B = \lceil 200 + 5000/n \rceil$ replicates. For each $1 \leq b \leq B$, we randomly pick a permutation (i_1^b, \dots, i_n^b) of $(1, \dots, n)$. Then we calculate the test statistic $T_n^{(b)}$ based on the permuted sample $(X_1, Y_{i_1^b}), \dots, (X_n, Y_{i_n^b})$. Then the estimated p-value is given by

$$\hat{p} = \frac{1}{B+1} \left[1 + \sum_{b=1}^B \mathbb{1}\{T_n^{(b)} \geq T_n\} \right]$$

and we reject the null hypothesis if $\hat{p} < \alpha$. It is known that random permutation test can control the size and approximate the limiting distribution of T_n as long as the limiting null distribution exists (Lehmann and Romano, 2005). However, a major drawback of the permutation test is that it can become computationally expensive for large-scale data. The gamma-based approximation test assumes that the linear combination $\sum_{i=1}^{\infty} \lambda_i Z_i^2$ involved in the limiting distribution of the standardized sample distance covariance $n\mathcal{V}_n^*(X, Y)$ under fixed dimensionality (see (11)) can be approximated *heuristically* by a gamma distribution $\Gamma(\beta_1, \beta_2)$ with matched first and second order moments. In particular, the shape and rate parameters are determined as

$$\beta_1 = \frac{\left(\sum_{i=1}^{\infty} \lambda_i\right)^2}{2 \sum_{i=1}^{\infty} \lambda_i^2} = \frac{(\mathbb{E}\|X - X'\| \mathbb{E}\|Y - Y'\|)^2}{2\mathcal{V}^2(X)\mathcal{V}^2(Y)}$$

and

$$\beta_2 = \frac{\sum_{i=1}^{\infty} \lambda_i}{2 \sum_{i=1}^{\infty} \lambda_i^2} = \frac{\mathbb{E}\|X - X'\| \mathbb{E}\|Y - Y'\|}{2\mathcal{V}^2(X)\mathcal{V}^2(Y)}.$$

Thus given observations $(X_1, Y_1), \dots, (X_n, Y_n)$, β_1 and β_2 can be estimated by their empirical versions

$$\begin{aligned} \hat{\beta}_1 &= \frac{\left(\frac{1}{n^2(n-1)^2} \sum_{i \neq j} \|X_i - X_j\| \sum_{i \neq j} \|Y_i - Y_j\|\right)^2}{2\mathcal{V}_n^*(X)\mathcal{V}_n^*(Y)}, \\ \hat{\beta}_2 &= \frac{\frac{1}{n^2(n-1)^2} \sum_{i \neq j} \|X_i - X_j\| \sum_{i \neq j} \|Y_i - Y_j\|}{2\mathcal{V}_n^*(X)\mathcal{V}_n^*(Y)}. \end{aligned}$$

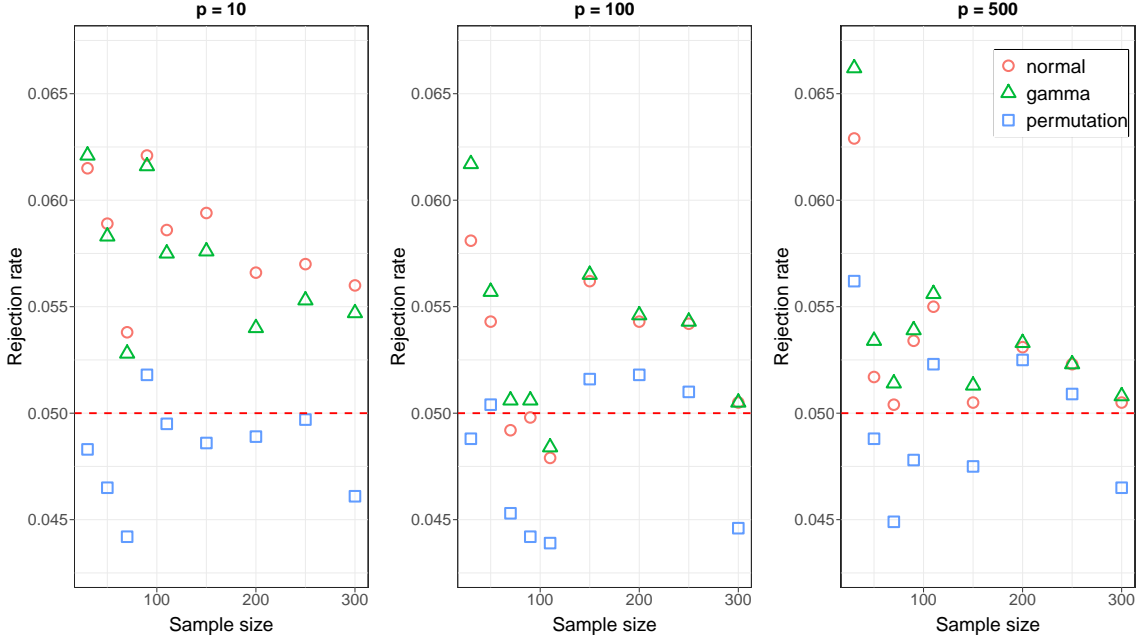


Figure 3: Rejection rates of different methods under the null hypothesis ($\rho = 0$) with different values of (n, p) in Example 2.

However, the gamma-based approximation test still lacks rigorous theoretical justifications.

We consider three simulation examples to compare the aforementioned three approaches for testing the independence of random vectors in high dimension. The significance level is set as $\alpha = 0.05$ and 10000 replications are carried out to compute the empirical reject rates and powers.

Example 2. Assume that $X \sim N(\mathbf{0}, I_p)$ and $Y \sim N(\mathbf{0}, I_p)$. Let $\text{cov}(X, Y) = \rho I_p$ with $\rho \geq 0$, $n \in \{30, 50, 70, 90, 110, 150, 200, 250, 300\}$, and $p \in \{10, 100, 500\}$. Set $\rho = 0$ for the null hypothesis and $\rho = 0.2$ for the alternative hypothesis.

Example 3. Assume that $X \in \mathbb{R}^p$ and each component $X^{(i)} \stackrel{i.i.d.}{\sim} \exp(1)$. Let $Y^{(i)} = (X^{(i)})^{1/2} + \varepsilon_i$ with $\varepsilon_i \stackrel{i.i.d.}{\sim} t_4$ for $1 \leq i \leq p$, $n \in \{20, 40, 60, 80, 100\}$, and $p \in \{10, 100, 500\}$.

Example 4. Assume that $X \in \mathbb{R}^p$ and each component $X^{(i)} \stackrel{i.i.d.}{\sim} t_4$. Let $Y^{(i)} = 0.1(X^{(i)})^2 + \varepsilon_i$ with $\varepsilon_i \sim N(0, \sigma_i^2)$ independently and σ_i generated randomly from the uniform distribution $U(0, 10)$ for $i = 1, \dots, p$, $n \in \{30, 50, 70, 90, 110, 130, 150\}$, and $p \in \{10, 100, 500\}$.

Type-I error rates under the null hypothesis in Example 2 are displayed in Figure 3. First, it is easy to see that the rejection rates of the normal approximation test get closer and closer to the preselected significance level as dimensionality grows, while the random permutation method is insensitive to the growth of dimensionality. Second, we see that the normal approximation test slightly outperforms the gamma approximation method for larger dimensions ($p = 100, 500$). The empirical powers of the tests under the alternative hypothesis in Example 2 are shown in Figure 4. We can see that the normal approximation

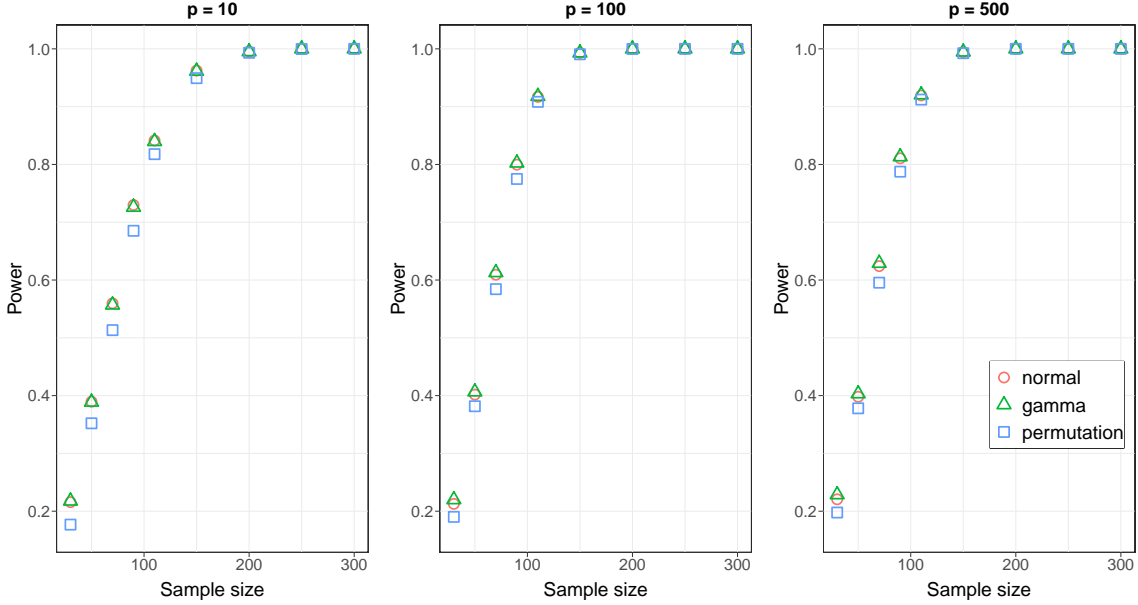


Figure 4: Powers of different methods under the alternative hypothesis $\rho = 0.2$ with different values of (n, p) in Example 2.

test and gamma approximation test perform almost the same on power regardless of the dimensionality, while the random permutation test performs slightly worse in terms of power.

The powers of the three approaches in Examples 3 and 4 are presented in Figures 5 and 6, respectively. These results demonstrate the effectiveness of the normal approximation test in detecting nonlinear dependency between a pair of high-dimensional random vectors. In particular, the normal approximation test enjoys both computational efficiency and theoretical guarantees in contrast to the random permutation test and gamma approximation test as discussed before.

5 Real data application

We further demonstrate the practical utility of our normal approximation test for bias-corrected distance correlation on a blockchain application, which has gained increasing public attention in recent years. Specifically, we would like to understand the nonlinear dependency between the cryptocurrency market and the stock market through the test of independence. Indeed investors are interested in testing whether there is any nonlinear association between these two markets since they want to diversify their portfolios and reduce the risks. In particular, we collected the historical daily returns over recent three years from 08/01/2016 to 07/31/2019 for both stocks in the Standard & Poors 500 (S&P 500) list (from <https://finance.yahoo.com>) and the top 100 cryptocurrencies (from <https://coinmarketcap.com>). As a result, we obtained a data matrix of dimensions 755×505 for stock daily returns and a data matrix of dimensions 1095×100 for cryptocurrency daily re-

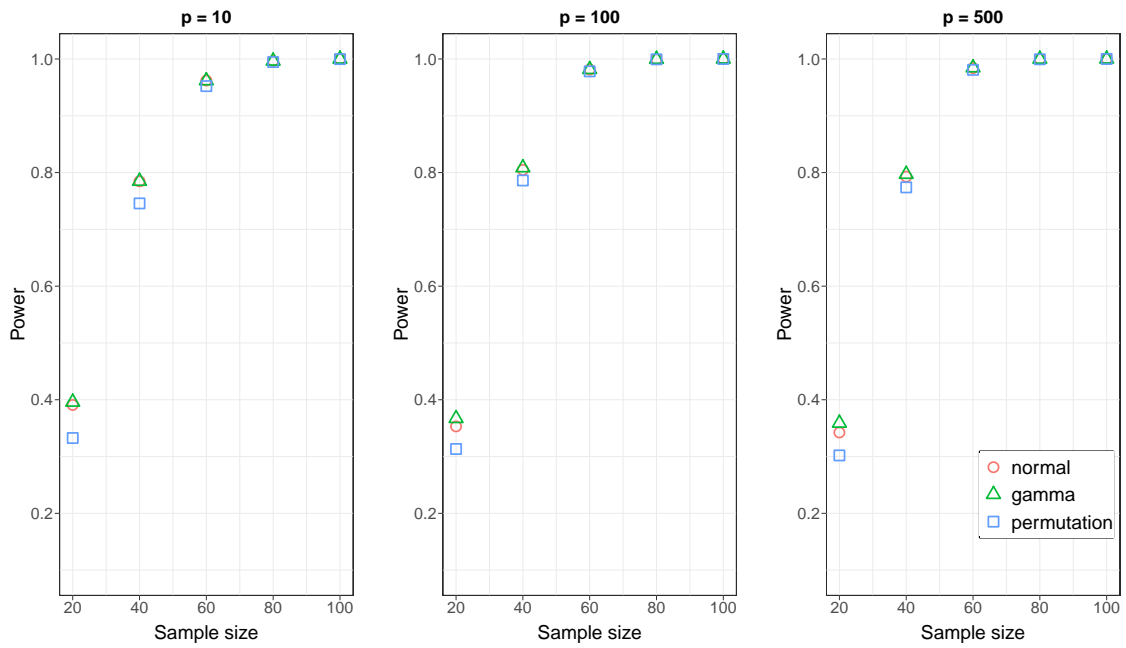


Figure 5: Powers of different methods under the alternative hypothesis with different values of (n, p) in Example 3.

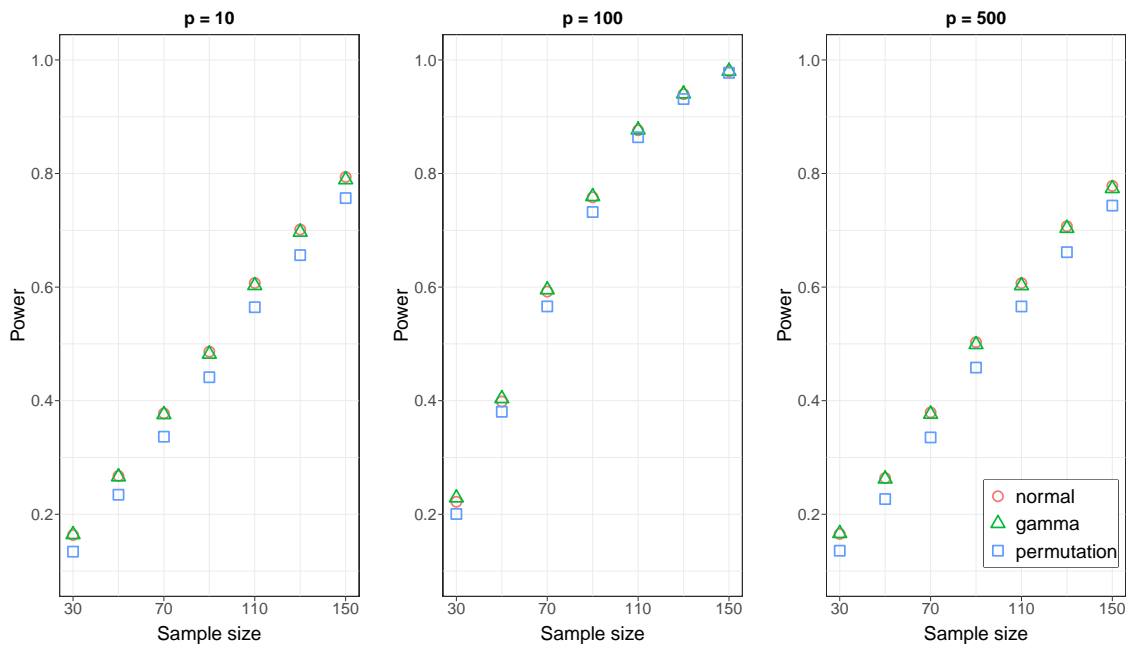


Figure 6: Powers of different methods under the alternative hypothesis with different values of (n, p) in Example 4.

turns, where the rows correspond to the trading dates and the columns represent the stocks or cryptocurrencies. Since stocks are traded only on Mondays through Fridays excluding holidays, we adapted the cryptocurrency data to this restriction and picked a submatrix of cryptocurrency data matrix to match the dates. Moreover, because some stocks and cryptocurrencies were launched after 08/01/2016, there are some missing values in the corresponding columns. We removed those columns containing missing values. Finally, we obtained a data matrix $X_{T \times N_1}$ for stock daily returns and a data matrix $Y_{T \times N_2}$ for cryptocurrency daily returns, where $T = 755$, $N_1 = 496$, and $N_2 = 22$. Although the number of cryptocurrencies drops to 22 after removing the missing values, the remaining ones are still very representative in terms of market capitalization, which include the major cryptocurrencies such as Bitcoin, Ethereum, Litecoin, Ripple, Monero, and Dash.

To test the independence of the cryptocurrency market and the stock market, we choose three-month rolling windows (66 days). Specifically, for each trading date t from 11/01/2016 to 07/31/2019, we set $X_{F_t \times N_1}$ as a submatrix of $X_{T \times N_1}$ that contains the most recent three months from date t , where F_t is the set of 66 rows right before date t (including date t). The data submatrix $Y_{F_t \times N_2}$ is defined similarly. Then we apply the rescaled test statistic T_n defined in (14) to $X_{F_t \times N_1}$ and $Y_{F_t \times N_2}$. Thus the sample size $n = 66$ and the dimensions of the two random vectors are $N_1 = 496$ and $N_2 = 22$, respectively. For each trading date, we obtain a p-value calculated by $1 - \Phi(T_n^{(t)})$, where $T_n^{(t)}$ is the value of the test statistic based on $X_{F_t \times N_1}$ and $Y_{F_t \times N_2}$ and $\Phi(\cdot)$ is the standard normal distribution function. As a result, we end up with a p-value vector consisting of $T_n^{(t)}$ for trading dates t from 11/01/2016 to 07/31/2019. In addition, we use the “fdr.control” function in R package “fdrtool,” which applies the algorithms in [Benjamini and Hochberg \(1995\)](#) and [Storey \(2002\)](#) to calculate the p-value cut-off for controlling the false discovery rate (FDR) at the 10% level. Based on the p-value vector, we obtain the p-value cut-off of 0.0061. The time series plot of the p-values is shown in Figure 7.

Figure 7 indicates that most of the time the cryptocurrency market and the stock market tend to move independently. There are apparently two periods during which the p-values are below the cut-off point 0.0061, roughly March 2017 and April 2018. Since we use the three-month rolling window right before each date to calculate the p-values, the significantly low p-values in the aforementioned two periods might suggest some nonlinear association between the two markets during the time intervals 12/01/2016–03/31/2017 and 01/01/2018–04/30/2018, respectively. To verify our findings, noticing that Bitcoin is the most representative cryptocurrency and the S&P 500 Index measures the overall performance of the 500 stocks on its list, we present in Figure 8 the trend of closing prices of Bitcoin and that of S&P 500 Index during the period 12/01/2016–03/31/2017 and in Figure 9 the trends of both prices during the period 01/01/2018–04/30/2018. Figure 8 shows that the trends of the two prices shared striking similarity starting from the middle of January 2017 and both peaked

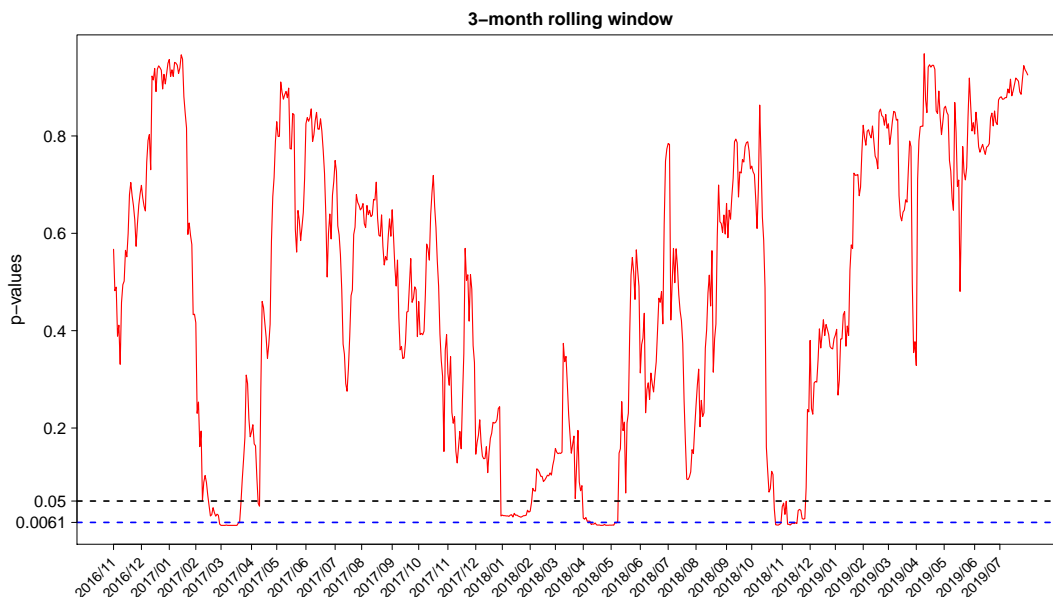


Figure 7: *Time series plot of p-values from 11/01/2016 to 07/31/2019 using three-month rolling window.*

around early March 2017. From Figure 9, we see that both the prices of S&P 500 Index and Bitcoin dropped sharply to the bottom around early February 2018 and then rose to two rekindled peaks followed by continually falling to another bottom. Therefore, Figures 8 and 9 indicate some strong dependency between the two markets in the aforementioned two time intervals and hence demonstrate the effective discoveries of dependence by our normal approximation test for biased-corrected distance correlation.

In addition, to show the robustness of our procedure and choose a reasonable length of rolling window, we also apply four-month and six-month rolling windows before each date t to test the independence between the cryptocurrency market and the stock market. The time series plots of resulting p-values are presented in Figures 10 and 11, respectively. From Figures 10 and 11, we see that the p-values from using the three different rolling windows (three-month, fourth-month, and six-month) move in a similar fashion. For the four-month rolling window, the p-value cut-off for FDR control at the 10% level is 0.0053. We observe that the time periods with significantly small p-values by applying four-month rolling window are almost consistent with those by applying three-month rolling window. However, when the six-month rolling window is applied, the p-value cut-off for FDR control at the 10% level is 0 and hence there is no significant evidence for dependence identified at any time point. This suggests that the long-run dependency between the cryptocurrency market and the stock market might be limited, but there could be some strong association between them in certain special periods. These results show that to test the short-term dependence, the three-month rolling window seems to be a good choice.

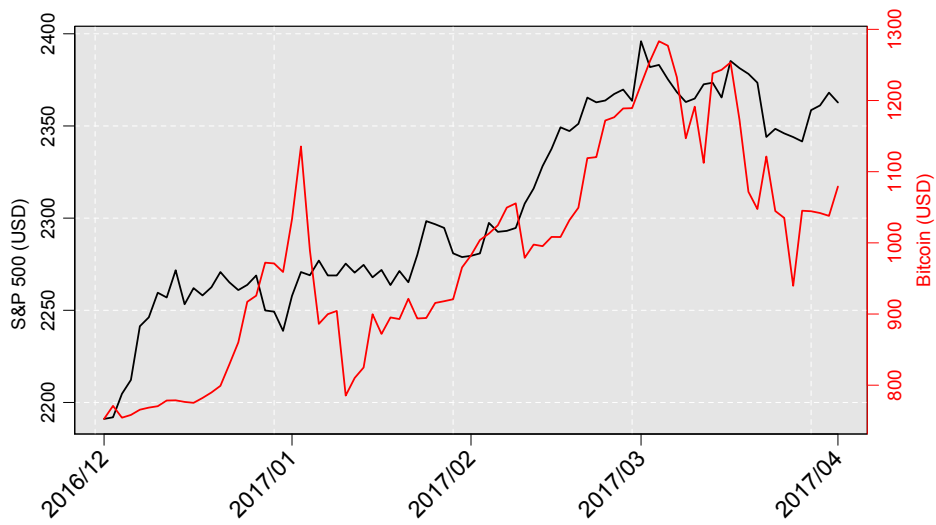


Figure 8: Closing prices of Standard & Poors 500 Index and Bitcoin during the time period 12/01/2016–03/31/2017. The black curve is for Standard & Poors 500 Index and the red one is for Bitcoin.

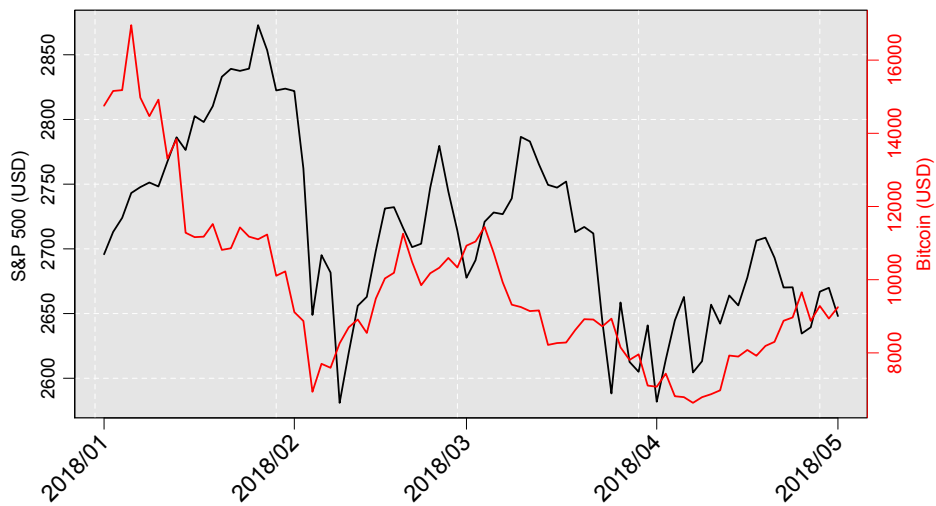


Figure 9: Closing prices of Standard & Poors 500 Index and Bitcoin during the time period 01/01/2018–04/30/2017. The black curve is for Standard & Poors 500 Index and the red one is for Bitcoin.

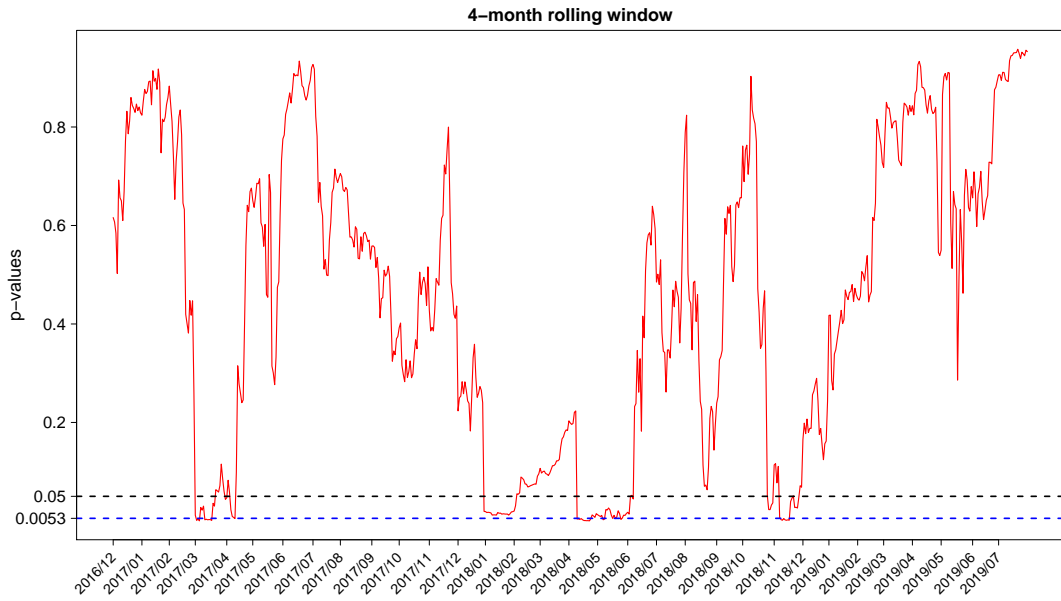


Figure 10: *Time series plot of p-values from 11/01/2016 to 07/31/2019 using four-month rolling window.*

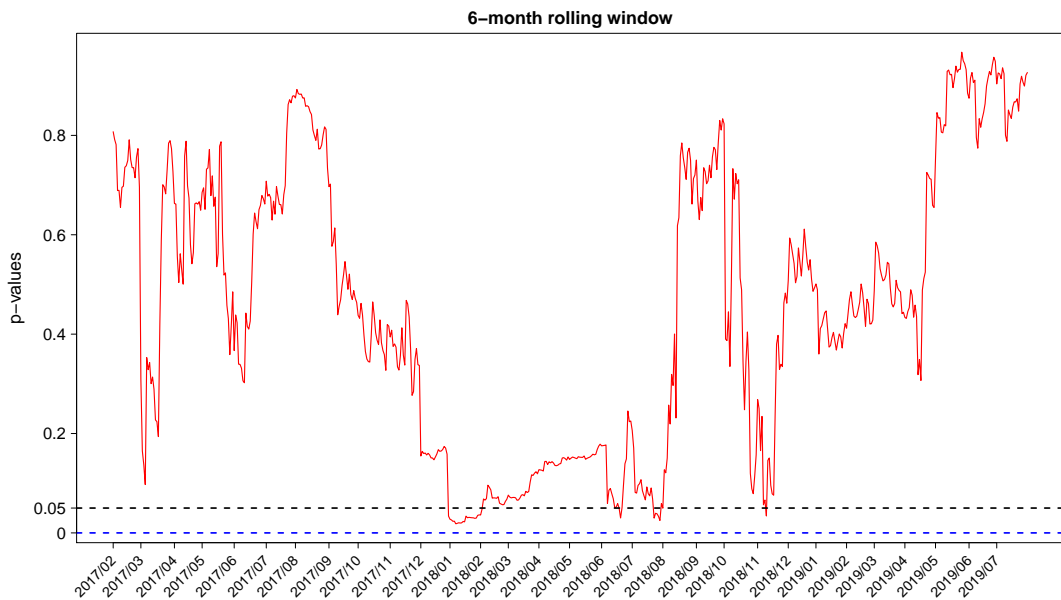


Figure 11: *Time series plot of p-values from 11/01/2016 to 07/31/2019 using six-month rolling window.*

6 Discussions

Our present work establishes the central limit theorems for bias-corrected distance correlation between a pair of high-dimensional random vectors and the associated rates of convergence under the independence when both sample size and dimensionality are diverging. These new results shed light on the precise limiting distributions of distance correlation in high dimensions and provide a more complete picture of the asymptotic theory for distance correlation. To prove our main results in Theorem 2, Propositions 4–6 are developed to help us better understand the moments therein in high-dimensional setting. Another parallel statistic for the test of independence is the Hilbert-Schmidt independence criterion (HSIC) proposed in Gretton et al. (2005), which shares similar structure as distance covariance. Our work on high-dimensional nonparametric inference with distance correlation can be extended to the HSIC test statistic.

Moreover, in the low-dimensional case, we suggest a novel idea of lifting the dimensionality in order to make the central limit theorem applicable. According to our theory, the best possible choice of lifting block size is at order of $n^{1/3}$ if the eighth moments exist. When sample size is large, our proposed normal approximation to the lifted test statistic enjoys superiority over resampling methods such as permutation test and Bootstrap in terms of computational cost, and over the gamma-based approximation in terms of rigorous theoretical justifications. The idea of lifting dimensionality is presented in details in Section E of Supplementary Material.

Finally, our work is concerned with the null distributions of distance correlation in high dimensions. It would be interesting to derive the limiting distributions under the alternative hypothesis in high dimensions. It would also be interesting to extend our asymptotic theory to conditional or partial distance correlation and investigate more scalable high-dimensional nonparametric inference with theoretical guarantees, for both i.i.d. and time series data settings. These problems are beyond the scope of the current paper and will be interesting topics for future research.

A Proofs of main results

We provide in this Appendix the proofs for the main results in Theorems 1–4 and Propositions 4–6 presented in Section A.4. The proofs of Propositions 1–3, some key lemmas with their proofs, additional technical details and theoretical results for the case of $1/2 < \tau \leq 1$, and the idea of lifting dimensionality are included in the Supplementary Material. Throughout the paper, C stands for some positive constant whose value may change from line to line.

A.1 Proof of Theorem 1

Note that [Huo and Székely \(2016\)](#) showed that $\mathcal{V}_n^*(X, Y)$ is a U-statistic. The main idea of our proof is to apply the Hoeffding decomposition for U-statistics and the martingale central limit theorem. Lemmas 1–4 in Sections C.1–C.4 of Supplementary Material, respectively, draw an outline of the proof. In particular, Lemma 1 establishes the ratio consistency of $\mathcal{V}_n^*(X)$ and $\mathcal{V}_n^*(Y)$. Thus by (A.16) and (A.17), the denominator of T_n can be replaced with the corresponding population counterpart in Lemma 1. In consequence, by Slutsky’s lemma it suffices to analyze the limiting distribution of the following random variable

$$\check{T}_n = \sqrt{\frac{n(n-1)}{2}} \frac{\mathcal{V}_n^*(X, Y)}{\sqrt{\mathcal{V}^2(X)\mathcal{V}^2(Y)}}. \quad (36)$$

Moreover, we have the conclusion in Lemma 2 by the Hoeffding decomposition. In fact, Lemma 2 implies that under the independence of X and Y , \check{T}_n can be decomposed into two parts $W_n^{(1)}(X, Y)$ and $W_n^{(2)}(X, Y)$, where the former is the leading term and the latter is asymptotically negligible. Hence to obtain the limiting distribution of \check{T}_n , it suffices to focus on $W_n^{(1)}(X, Y)$ defined in (A.20).

Recall the definition of the double-centered distance $d(\cdot, \cdot)$ in (4). Define $\zeta_{n,1} = 0$ and for $k \geq 2$,

$$\zeta_{n,k} = \sqrt{\frac{2}{n(n-1)}} \sum_{i=1}^{k-1} \frac{d(X_i, X_k)d(Y_i, Y_k)}{\sqrt{\mathcal{V}^2(X)\mathcal{V}^2(Y)}}. \quad (37)$$

It is easy to see that $W_n^{(1)}(X, Y) = \sum_{k=1}^n \zeta_{n,k}$. Then by Lemmas 3 and 4, (18) and (19) directly lead to

$$\sum_{k=1}^n \mathbb{E}[\zeta_{n,k}^2 | \mathcal{F}_{k-1}] \rightarrow 1 \quad \text{in probability}$$

with \mathcal{F}_k a σ -algebra defined in Lemma 3, and for any $\varepsilon > 0$,

$$\sum_{k=1}^n \mathbb{E}[\zeta_{n,k}^2 \mathbb{1}\{|\zeta_{n,k}| > \varepsilon\}] \rightarrow 0.$$

Therefore, by the Lindeberg-type central limit theorem for martingales (see, for example, [Brown \(1971\)](#)), we can obtain $W_n^{(1)}(X, Y) \xrightarrow{\mathcal{D}} N(0, 1)$. This completes the proof of Theorem 1.

A.2 Proof of Theorem 2

The main idea of the proof is based on the conclusion of Theorem 4. In view of the definitions of E_x and $L_{x,\tau}$, by the Cauchy–Schwarz inequality we can obtain that

$$E_x \geq \frac{B_X^{-2\tau} L_{x,\tau}^{(2+\tau)/(1+\tau)}}{\{\mathbb{E}[(X_1^T X_2)^2]\}^2} \geq \frac{B_X^{-2\tau} L_{x,\tau}}{\mathbb{E}[(X_1^T X_2)^2]}.$$

In the same manner, we can deduce

$$E_y \geq \frac{B_Y^{-2\tau} L_{y,\tau}}{\mathbb{E}[(Y_1^T Y_2)^2]}.$$

Note that $p+q \rightarrow \infty$ implies that at least one of p and q tends to infinity. First let us assume that both $p \rightarrow \infty$ and $q \rightarrow \infty$. Then by assumption, we have $E_x \rightarrow 0$ and $E_y \rightarrow 0$. Thus for sufficiently large p and q , it holds that

$$B_x^{-2\tau} L_{x,\tau} / \mathbb{E}[(X_1^T X_2)^2] \leq \frac{1}{14} \quad \text{and} \quad B_Y^{-2\tau} L_{y,\tau} / \mathbb{E}[(Y_1^T Y_2)^2] \leq \frac{1}{14}.$$

It follows from Theorem 4 that if (20) holds, $E_x \rightarrow 0$, and $E_y \rightarrow 0$, then we have

$$\sup_{x \in \mathbb{R}} |\mathbb{P}(T_n \leq x) - \Phi(x)| \rightarrow 0$$

with $\Phi(x)$ the standard normal distribution function, which yields $T_n \xrightarrow{\mathcal{D}} N(0, 1)$.

We now consider the scenario when only one of p and q tends to infinity. Without loss of generality, assume that p is bounded and $q \rightarrow \infty$. Then by assumption, we have $E_y \rightarrow 0$. In addition, note that $L_{x,\tau} \geq (\mathbb{E}[(X_1^T X_2)^2])^{1+\tau}$. Thus it follows from (20) that

$$\frac{n^{-\tau} L_{y,\tau}}{\{\mathbb{E}[(Y_1^T Y_2)^2]\}^{1+\tau}} \rightarrow 0.$$

Consequently, an application of bound (24) results in

$$\sup_{x \in \mathbb{R}} |\mathbb{P}(T_n \leq x) - \Phi(x)| \rightarrow 0,$$

which concludes the proof of Theorem 2.

A.3 Proof of Theorem 3

The key ingredient of the proof is to replace the denominator with the population counterpart and apply the convergence rate in the martingale central limit theorem. In light of the

definition in (36), we can write

$$|\mathbb{P}(T_n \leq x) - \Phi(x)| = \left| \mathbb{P}\left(\check{T}_n \cdot \sqrt{\frac{\mathcal{V}^2(X)\mathcal{V}^2(Y)}{\mathcal{V}_n^*(X)\mathcal{V}_n^*(Y)}} \leq x\right) - \Phi(x) \right|.$$

Note that Lemma 1 entails that $\mathcal{V}_n^*(X)/\mathcal{V}^2(X)$ and $\mathcal{V}_n^*(Y)/\mathcal{V}^2(Y)$ converge to one in probability. Thus we can relate the distance between $\mathbb{P}(T_n \leq x)$ and $\Phi(x)$ to that between $\mathbb{P}(\check{T}_n \leq x)$ and $\Phi(x)$. Specifically, for small quantities $\gamma_1 > 0$ and $\gamma_2 > 0$ it holds that

$$|\mathbb{P}(T_n \leq x) - \Phi(x)| \leq P_1 + P_2 + \mathbb{P}\left(\left|\frac{\mathcal{V}_n^*(X)}{\mathcal{V}^2(X)} - 1\right| > \gamma_1\right) + \mathbb{P}\left(\left|\frac{\mathcal{V}_n^*(Y)}{\mathcal{V}^2(Y)} - 1\right| > \gamma_2\right), \quad (38)$$

where

$$\begin{aligned} P_1 &= |\mathbb{P}(\check{T}_n \leq x(1 + \gamma_1)(1 + \gamma_2)) - \Phi(x)|, \\ P_2 &= |\mathbb{P}(\check{T}_n \leq x(1 - \gamma_1)(1 - \gamma_2)) - \Phi(x)|. \end{aligned}$$

Let us choose

$$\gamma_1 = \left\{ \frac{\mathbb{E}[|d(X_1, X_2)|^{2+2\tau}]}{n^\tau [\mathcal{V}^2(X)]^{1+\tau}} \right\}^{1/(2+\tau)}, \quad \gamma_2 = \left\{ \frac{\mathbb{E}[|d(Y_1, Y_2)|^{2+2\tau}]}{n^\tau [\mathcal{V}^2(Y)]^{1+\tau}} \right\}^{1/(2+\tau)}.$$

Without loss of generality, assume that $\gamma_1 \leq 1/2$ and $\gamma_2 \leq 1/2$. Otherwise since

$$\mathbb{E}[|d(X_1, X_2)|^{2+2\tau}] \geq \{\mathbb{E}[d^2(X_1, X_2)]\}^{1+\tau} = [\mathcal{V}^2(X)]^{1+\tau} \quad (39)$$

and similar result holds for Y , we have

$$\begin{aligned} \frac{\mathbb{E}[|d(X_1, X_2)|^{2+2\tau}]\mathbb{E}[|d(Y_1, Y_2)|^{2+2\tau}]}{n^\tau [\mathcal{V}^2(X)\mathcal{V}^2(Y)]^{1+\tau}} &\geq \max\left\{ \frac{\mathbb{E}[|d(X_1, X_2)|^{2+2\tau}]}{n^\tau [\mathcal{V}^2(X)]^{1+\tau}}, \frac{\mathbb{E}[|d(Y_1, Y_2)|^{2+2\tau}]}{n^\tau [\mathcal{V}^2(Y)]^{1+\tau}} \right\} \\ &\geq 2^{-(2+\tau)} \end{aligned}$$

and thus the desired result (21) is trivial.

Now we bound the four terms on the right hand side of (38). By (A.19), it holds that

$$\mathbb{P}\left(\left|\frac{\mathcal{V}_n^*(X)}{\mathcal{V}^2(X)} - 1\right| > \gamma_1\right) \leq \frac{C\mathbb{E}[|d(X_1, X_2)|^{2+2\tau}]}{n^\tau \gamma_1^{1+\tau} [\mathcal{V}^2(X)]^{1+\tau}} = C \left\{ \frac{\mathbb{E}[|d(X_1, X_2)|^{2+2\tau}]}{n^\tau [\mathcal{V}^2(X)]^{1+\tau}} \right\}^{1/(2+\tau)} \quad (40)$$

and similarly,

$$\mathbb{P}\left(\left|\frac{\mathcal{V}_n^*(Y)}{\mathcal{V}^2(Y)} - 1\right| > \gamma_2\right) \leq C \left\{ \frac{\mathbb{E}[|d(Y_1, Y_2)|^{2+2\tau}]}{n^\tau [\mathcal{V}^2(Y)]^{1+\tau}} \right\}^{1/(2+\tau)}. \quad (41)$$

Then we deal with term P_1 . By symmetry, term P_2 shares the same bound as term P_1 . By Lemma 2, \check{T}_n can be decomposed into two parts, one being the dominating martingale

array and the other being an asymptotically negligible error term. In details, for $0 < \gamma_3 = n^{-1/3}/4 \leq 1/4$ we have

$$P_1 \leq P_{11} + P_{12} + \mathbb{P}(|W_n^{(2)}(X, Y)| > \gamma_3),$$

where

$$\begin{aligned} P_{11} &= |\mathbb{P}(W_n^{(1)}(X, Y) \leq x(1 + \gamma_1)(1 + \gamma_2) - \gamma_3) - \Phi(x)|, \\ P_{12} &= |\mathbb{P}(W_n^{(1)}(X, Y) \leq x(1 + \gamma_1)(1 + \gamma_2) + \gamma_3) - \Phi(x)|. \end{aligned}$$

It follows from Lemma 2 that

$$\mathbb{P}(|W_n^{(2)}(X, Y)| > \gamma_3) \leq \frac{1}{n\gamma_3^2} \leq 16n^{-1/3}. \quad (42)$$

Since terms P_{11} and P_{12} share the same bound, it suffices to show the analysis for term P_{11} .

It holds that

$$P_{11} \leq \sup_{x \in \mathbb{R}} |\mathbb{P}(W_n^{(1)}(X, Y) \leq x) - \Phi(x)| + \sup_{x \in \mathbb{R}} |\Phi[x(1 + \gamma_1)(1 + \gamma_2) - \gamma_3] - \Phi(x)|. \quad (43)$$

Observe that by definitions, we have $\gamma_1 \leq 1/2$, $\gamma_2 \leq 1/2$, and $\gamma_3 \leq 1/4$. When $|x| \leq 2$, it is easy to see that

$$|\Phi[x(1 + \gamma_1)(1 + \gamma_2) - \gamma_3] - \Phi(x)| \leq C(\gamma_1 + \gamma_2 + \gamma_3).$$

When $|x| > 2$, we have $|x(1 + \gamma_1)(1 + \gamma_2)|/2 > \gamma_3$ and thus

$$\begin{aligned} |\Phi[x(1 + \gamma_1)(1 + \gamma_2) - \gamma_3] - \Phi(x)| &\leq C(x\gamma_1 + x\gamma_2 + \gamma_3)e^{-x^2/128} \\ &\leq C(\gamma_1 + \gamma_2 + \gamma_3). \end{aligned}$$

Consequently, it follows that

$$\sup_{x \in \mathbb{R}} |\Phi[x(1 + \gamma_1)(1 + \gamma_2) + \gamma_3] - \Phi(x)| \leq C(\gamma_1 + \gamma_2 + \gamma_3). \quad (44)$$

As for the bound of $|\mathbb{P}(W_n^{(1)}(X, Y) \leq x) - \Phi(x)|$, note that $W_n^{(1)}(X, Y) = \sum_{k=1}^n \zeta_{n,k}$ and Lemma 3 states that $\{(\zeta_{n,k}, \mathcal{F}_k), k \geq 1\}$ is a martingale difference array under the independence of X and Y . Hence by Theorem 1 in Haeusler (1988) on the convergence rate

of the martingale central limit theorem and Lemma 4, we can obtain

$$\begin{aligned}
& \sup_{x \in \mathbb{R}} |\mathbb{P}(W_n^{(1)}(X, Y) \leq x) - \Phi(x)| \\
& \leq C \left\{ \sum_{k=1}^n \mathbb{E}[|\zeta_{n,k}|^{2+2\tau}] + \mathbb{E}(|\sum_{k=1}^n \mathbb{E}[\zeta_{n,k}^2 | \mathcal{F}_{k-1}] - 1|^{1+\tau}) \right\}^{1/(3+2\tau)} \\
& \leq C \left\{ \left(\frac{\mathbb{E}[g(X_1, X_2, X_3, X_4)]\mathbb{E}[g(Y_1, Y_2, Y_3, Y_4)]}{[\mathcal{V}^2(X)\mathcal{V}^2(Y)]^2} \right)^{(1+\tau)/2} \right. \\
& \quad \left. + \frac{\mathbb{E}[|d(X_1, X_2)|^{2+2\tau}]\mathbb{E}[|d(Y_1, Y_2)|^{2+2\tau}]}{n^\tau [\mathcal{V}^2(X)\mathcal{V}^2(Y)]^{1+\tau}} \right\}^{1/(3+2\tau)}. \tag{45}
\end{aligned}$$

By (39) and $0 < \tau \leq 1$, it holds that

$$\frac{\mathbb{E}[|d(X_1, X_2)|^{2+2\tau}]\mathbb{E}[|d(Y_1, Y_2)|^{2+2\tau}]}{n^\tau [\mathcal{V}^2(X)\mathcal{V}^2(Y)]^{1+\tau}} \geq \frac{\mathbb{E}[|d(X_1, X_2)|^{2+2\tau}]}{n^\tau [\mathcal{V}^2(X)]^{1+\tau}}$$

and

$$\left\{ \frac{\mathbb{E}[|d(X_1, X_2)|^{2+2\tau}]}{n^\tau [\mathcal{V}^2(X)]^{1+\tau}} \right\}^{1/(2+\tau)} \geq n^{-\tau/(2+\tau)} \geq n^{-1/3}.$$

Finally, the desired result (21) can be derived by plugging in (40)–(45) and noting that all the error terms can be absorbed into (45). This completes the proof of Theorem 3.

A.4 Proof of Theorem 4

The proof is mainly based on the conclusion of Theorem 3. It is quite challenging to calculate the exact form of the moments that appear in conditions (18) and (19). Nevertheless, the bounds of these moments can be worked out in concise form under some general conditions. These bounds are summarized in the following three propositions, respectively.

Proposition 4. *If $\mathbb{E}[\|X\|^{4+4\tau}] < \infty$ for some constant $\tau > 0$, then there exists some absolute positive constant C_τ such that*

$$\mathbb{E}(|d(X_1, X_2)|^{2+2\tau}) \leq C_\tau B_X^{-(1+\tau)} L_{x,\tau}. \tag{46}$$

Proposition 5. *If $\mathbb{E}[\|X\|^{4+4\tau}] < \infty$ for some constant $0 < \tau \leq 1/2$, then it holds that*

$$|\mathcal{V}^2(X) - B_X^{-1}\mathbb{E}[(X_1^T X_2)^2]| \leq 9B_X^{-(1+2\tau)} L_{x,\tau}. \tag{47}$$

Proposition 6. *If $\mathbb{E}[\|X\|^{4+4\tau}] < \infty$ for some constant $0 < \tau \leq 1/2$, then there exists some absolute positive constant C such that*

$$|\mathbb{E}[g(X_1, X_2, X_3, X_4)]| \leq B_X^{-2}\mathbb{E}[(X_1^T \Sigma_x X_2)^2] + CB_X^{-(2+2\tau)} L_{x,\tau}^{(2+\tau)/(1+\tau)}. \tag{48}$$

The proofs of Propositions 4–6 are presented in Sections A.5–A.7, respectively. We now

proceed with the proof of Theorem 4. Note that condition (22) entails that

$$9B_X^{-(1+2\tau)}L_{x,\tau} \leq \frac{1}{2}B_X^{-1}\mathbb{E}[(X_1^T X_2)^2] \quad \text{and} \quad 9B_Y^{-(1+2\tau)}L_{y,\tau} \leq \frac{1}{2}B_Y^{-1}\mathbb{E}[(Y_1^T Y_2)^2].$$

Therefore, it follows from Proposition 5 that

$$\mathcal{V}^2(X) \geq \frac{1}{2}B_X^{-1}\mathbb{E}[(X_1^T X_2)^2] \quad \text{and} \quad \mathcal{V}^2(Y) \geq \frac{1}{2}B_Y^{-1}\mathbb{E}[(Y_1^T Y_2)^2], \quad (49)$$

which together with Propositions 4 and 6 yield the desired results (23) by Theorem 3. This concludes the proof of Theorem 4.

A.5 Proof of Proposition 4

In view of the definition $B_X = \mathbb{E}[\|X_1 - X_2\|^2]$, we can write

$$\begin{aligned} d(X_1, X_2) &= (\|X_1 - X_2\| - B_X^{1/2}) - \mathbb{E}[(\|X_1 - X_2\| - B_X^{1/2})|X_1] \\ &\quad - \mathbb{E}[(\|X_1 - X_2\| - B_X^{1/2})|X_2] + \mathbb{E}(\|X_1 - X_2\| - B_X^{1/2}). \end{aligned} \quad (50)$$

Thus it follows from Jensen's inequality that for $\tau > 0$,

$$\begin{aligned} \mathbb{E}[|d(X_1, X_2)|^{2+2\tau}] &\leq C_\tau \mathbb{E}[|\|X_1 - X_2\| - B_X^{1/2}|^{2+2\tau}] \\ &= C_\tau \mathbb{E}\left[\frac{|\|X_1 - X_2\|^2 - B_X|^{2+2\tau}}{(\|X_1 - X_2\| + B_X^{1/2})^{2+2\tau}}\right] \\ &\leq C_\tau B_X^{-(1+\tau)} \mathbb{E}[|\|X_1 - X_2\|^2 - B_X|^{2+2\tau}]. \end{aligned}$$

Moreover, we have

$$\begin{aligned} &\mathbb{E}[|\|X_1 - X_2\|^2 - B_X|^{2+2\tau}] \\ &\leq C_\tau \left\{ \mathbb{E}[|\|X_1\|^2 - \mathbb{E}[\|X_1\|^2]|^{2+2\tau}] + \mathbb{E}[|\|X_2\|^2 - \mathbb{E}[\|X_2\|^2]|^{2+2\tau}] + \mathbb{E}[|X_1^T X_2|^{2+2\tau}] \right\} \\ &\leq C_\tau L_{x,\tau}, \end{aligned} \quad (51)$$

which completes the proof of Proposition 4.

A.6 Proof of Proposition 5

The essential idea of the proof is to conduct the Taylor expansion for function $(1+x)^{1/2}$ to relate the L_1 -norm to the L_2 -norm. Let us define

$$b(X_1, X_2) = \|X_1 - X_2\| - B_X^{1/2}, \quad b_1(X_1) = \mathbb{E}[b(X_1, X_2)|X_1], \quad b_1(X_2) = \mathbb{E}[b(X_1, X_2)|X_2].$$

Since $\mathcal{V}^2(X) = \mathbb{E}[d^2(X_1, X_2)]$, it follows from (50) that

$$\mathcal{V}^2(X) = \mathbb{E}\{b(X_1, X_2) - b_1(X_1) - b_1(X_2) + \mathbb{E}[b(X_1, X_2)]\}^2.$$

Then by expanding the square and the symmetry of X_1 and X_2 , we can obtain

$$\mathcal{V}^2(X) = \mathbb{E}[b^2(X_1, X_2)] - 2\mathbb{E}[b_1^2(X_1)] + \{\mathbb{E}[b(X_1, X_2)]\}^2.$$

Next we will bound the moments $\mathbb{E}[b^2(X_1, X_2)]$, $\mathbb{E}[b_1^2(X_1)]$, and $\mathbb{E}[b(X_1, X_2)]$ by resorting to the basic inequalities in Lemma 7 in Section C.7 of Supplementary Material. Denote by

$$W_{12} = B_X^{-1}(\|X_1 - X_2\|^2 - B_X) \quad \text{and} \quad W_{13} = B_X^{-1}(\|X_1 - X_3\|^2 - B_X).$$

Observe that $W_{12} \geq -1$, $W_{13} \geq -1$, and $\mathbb{E}[W_{12}] = \mathbb{E}[W_{13}] = 0$. For term $\mathbb{E}[b(X_1, X_2)]$, by (A.27) and (A.28) we have

$$\begin{aligned} \mathbb{E}[b(X_1, X_2)] &= B_X^{1/2} \left[\mathbb{E}[(1 + W_{12})^{1/2} - 1] \mathbb{1}\{W_{12} \leq 1\} + \mathbb{E}[(1 + W_{12})^{1/2} - 1] \mathbb{1}\{W_{12} > 1\} \right] \\ &= B_X^{1/2} \left[\frac{1}{2} \mathbb{E}W_{12} \mathbb{1}\{W_{12} \leq 1\} + O_1 \mathbb{E}W_{12}^2 \mathbb{1}\{W_{12} \leq 1\} + O_2 \mathbb{E}|W_{12}| \mathbb{1}\{W_{12} > 1\} \right] \\ &= O_1 B_X^{1/2} \mathbb{E}W_{12}^2 \mathbb{1}\{W_{12} \leq 1\} + O_3 B_X^{1/2} \mathbb{E}|W_{12}| \mathbb{1}\{W_{12} > 1\}, \end{aligned} \quad (52)$$

where $\mathbb{1}\{\cdot\}$ denotes the indicator function and O_1, O_2, O_3 are bounded quantities such that $|O_1| \leq 1/2$, $|O_2| \leq 1$, and $|O_3| \leq 3/2$. Thus it follows that

$$\begin{aligned} \{\mathbb{E}[b(X_1, X_2)]\}^2 &\leq B_X \left(\frac{1}{2} \mathbb{E}W_{12}^2 \mathbb{1}\{W_{12} \leq 1\} + \frac{3}{2} \mathbb{E}|W_{12}| \mathbb{1}\{W_{12} > 1\} \right)^2 \\ &\leq B_X \left(\frac{1}{4} \mathbb{E}|W_{12}|^3 \mathbb{1}\{W_{12} \leq 1\} + \frac{15}{4} \mathbb{E}W_{12}^2 \mathbb{1}\{W_{12} > 1\} \right). \end{aligned} \quad (53)$$

If $\mathbb{E}\|X\|^{4+4\tau} < \infty$ for some $0 < \tau \leq 1/2$, then it holds that

$$\{\mathbb{E}[b(X_1, X_2)]\}^2 \leq \frac{15}{4} B_X \mathbb{E}[|W_{12}|^{2+2\tau}]. \quad (54)$$

Similarly, by (A.27) and (A.28) again, for $0 < \tau \leq 1/2$ we have

$$\begin{aligned} \mathbb{E}[b^2(X_1, X_2)] &= B_X \mathbb{E}((1 + W_{12})^{1/2} - 1)^2 \\ &= B_X \left(\mathbb{E}\left[\left(\frac{1}{2}W_{12} + O_5 W_{12}^2\right) \mathbb{1}\{W_{12} \leq 1\}\right]^2 + O_4 \mathbb{E}W_{12}^2 \mathbb{1}\{W_{12} > 1\} \right), \end{aligned}$$

where $|O_4| \leq 1$ and $|O_5| \leq 1/2$. Hence for $0 < \tau \leq 1/2$, it holds that

$$\begin{aligned} \left| \mathbb{E}[b^2(X_1, X_2)] - \frac{1}{4} B_X \mathbb{E}[W_{12}^2] \right| &\leq B_X \left(\frac{5}{4} \mathbb{E}[W_{12}^2 \mathbb{1}\{W_{12} > 1\}] + \frac{3}{4} \mathbb{E}[|W_{12}|^3 \mathbb{1}\{W_{12} \leq 1\}] \right) \\ &\leq \frac{5}{4} B_X \mathbb{E}[|W_{12}|^{2+2\tau}]. \end{aligned} \quad (55)$$

Again it follows from (A.27) and (A.28) that for $0 < \tau \leq 1/2$, we have

$$\begin{aligned}
\mathbb{E}[b_1^2(X_1)] &= \mathbb{E}[b(X_1, X_2)b(X_1, X_3)] \\
&= B_X \mathbb{E}\{[(1 + W_{12})^{1/2} - 1][(1 + W_{13})^{1/2} - 1] \mathbb{1}\{\max(W_{12}, W_{13}) \leq 1\}\} \\
&\quad + B_X \mathbb{E}\{[(1 + W_{12})^{1/2} - 1][(1 + W_{13})^{1/2} - 1] \mathbb{1}\{\max(W_{12}, W_{13}) > 1\}\} \\
&= B_X \left(\frac{1}{4} \mathbb{E}[W_{12}W_{13}] + O_7 \mathbb{E}[W_{12}^2 W_{13}] \mathbb{1}\{\max(W_{12}, W_{13}) \leq 1\} \right. \\
&\quad \left. + O_8 \mathbb{E}[W_{12}W_{13}] \mathbb{1}\{\max(W_{12}, W_{13}) > 1\} \right) \\
&= \frac{1}{4} B_X \mathbb{E}[W_{12}W_{13}] + O_9 B_X \mathbb{E}[|W_{12}|^{2+2\tau}], \tag{56}
\end{aligned}$$

where O_7 , O_8 , and O_9 are bounded quantities satisfying $|O_7| \leq 3/4$, $|O_8| \leq 5/4$, and $|O_9| \leq 4$.

Finally by combining (54)–(56) we can deduce

$$\left| \mathcal{V}^2(X, X) - \frac{B_X}{4} (\mathbb{E}[W_{12}^2] - 2\mathbb{E}[W_{12}W_{13}]) \right| \leq 9B_X \mathbb{E}[|W_{12}|^{2+2\tau}]. \tag{57}$$

Moreover, Lemma 8 in Section C.8 of Supplementary Material yields

$$\frac{B_X}{4} \mathbb{E}[W_{12}^2 - 2\mathbb{E}[W_{12}W_{13}]] = B_X^{-1} \mathbb{E}[(X_1^T X_2)^2].$$

It follows from (51) that

$$B_X \mathbb{E}[|W_{12}|^{2+2\tau}] \leq B_X^{-(1+2\tau)} L_{x,\tau}.$$

Thus the desired result (47) can be derived. This concludes the proof of Proposition 5.

A.7 Proof of Proposition 6

Similar to the proof of Proposition 5, the main idea of the proof is to conduct the Taylor expansion to relate the L_1 -norm to the L_2 -norm. Denote by $\Delta = \mathbb{E}[b(X_1, X_2)] = \mathbb{E}[\|X_1 - X_2\| - B_X^{1/2}]$. In light of (50), we have

$$\begin{aligned}
&\mathbb{E}[g(X_1, X_2, X_3, X_4)] \\
&= \mathbb{E}\left[(b(X_1, X_2) - b_1(X_1) - b_1(X_2) + \Delta) (b(X_1, X_3) - b_1(X_1) - b_1(X_3) + \Delta) \right. \\
&\quad \left. \times (b(X_2, X_4) - b_1(X_2) - b_1(X_4) + \Delta) (b(X_3, X_4) - b_1(X_3) - b_1(X_4) + \Delta) \right].
\end{aligned}$$

Expanding the products and noting that X_1, X_2, X_3, X_4 are i.i.d. random variables, we can deduce

$$\mathbb{E}[g(X_1, X_2, X_3, X_4)] = G_1 - 4G_2 + 2G_3^2 + 4\Delta G_4 - 4\Delta^2 G_3 + \Delta^4, \tag{58}$$

where

$$\begin{aligned}
G_1 &= \mathbb{E}[b(X_1, X_2)b(X_1, X_3)b(X_2, X_4)b(X_3, X_4)], \\
G_2 &= \mathbb{E}[b(X_1, X_2)b_1(X_1, X_3)b(X_2, X_4)b(X_4, X_5)], \\
G_3 &= \mathbb{E}[b(X_1, X_2)b(X_1, X_3)], \\
G_4 &= \mathbb{E}[b(X_1, X_2)b(X_1, X_3)b(X_2, X_4)].
\end{aligned}$$

Next we will analyze the six terms on the right hand side of (58) separately. The same technique as in the proof of Proposition 5 will be used. For any $i \neq j$, let us define

$$W_{ij} = B_X^{-1}(\|X_i - X_j\|^2 - B_X).$$

First for term G_1 , by definition it holds that

$$G_1 = B_X^2 \mathbb{E}[\{(1 + W_{12})^{1/2} - 1\}\{(1 + W_{13})^{1/2} - 1\}\{(1 + W_{24})^{1/2} - 1\}\{(1 + W_{34})^{1/2} - 1\}].$$

Denote by

$$D_1 = \{\max(W_{12}, W_{13}, W_{24}, W_{34}) \leq 1\}$$

and D_1^c the complement of D_1 . By separating the integration region into D_1 and D_1^c and applying (A.27) and (A.28), we can deduce

$$\begin{aligned}
G_1 &= B_X^2 \mathbb{E} \left(\left[\frac{1}{2} W_{12} + O(1)(W_{12}^2) \right] \left[\frac{1}{2} W_{13} + O(1)(W_{13}^2) \right] \right. \\
&\quad \times \left. \left[\frac{1}{2} W_{24} + O(1)(W_{24}^2) \right] \left[\frac{1}{2} W_{34} + O(1)(W_{34}^2) \right] \mathbb{1}\{D_1\} \right) \\
&\quad + O(1) B_X^2 \mathbb{E}[|W_{12} W_{13} W_{24} W_{34}| \mathbb{1}\{D_1^c\}],
\end{aligned}$$

where $O(1)$ represents a bounded quantity satisfying $|O(1)| \leq C$ for some absolute positive constant C . It follows from expanding the products and Chebyshev's inequality that if $\mathbb{E}[\|X\|^{4+4\tau}] < \infty$ for some $0 < \tau \leq 1/2$, then we have

$$\left| G_1 - \frac{B_X^2}{16} \mathbb{E}[W_{12} W_{13} W_{24} W_{34}] \right| \leq C B_X^2 \mathbb{E}[|W_{12}|^{1+2\tau} |W_{13}| |W_{24}| |W_{34}|].$$

Further, by conditioning on X_2, X_3 , applying the Cauchy-Schwarz inequality, and noting

that X_1, X_2, X_3, X_4 are i.i.d. random variables, it holds that

$$\begin{aligned}
\mathbb{E}[|W_{12}|^{1+2\tau}|W_{13}||W_{24}||W_{34}] &= \mathbb{E}\{\mathbb{E}(|W_{12}|^{1+2\tau}|W_{13}||X_2, X_3)\mathbb{E}(|W_{24}W_{34}||X_2, X_3)\} \\
&\leq \mathbb{E}\left\{\left(\mathbb{E}[|W_{12}|^{2+2\tau}|X_2]\right)^{\frac{1+2\tau}{2+2\tau}}\left(\mathbb{E}[|W_{13}|^{2+2\tau}|X_3]\right)^{\frac{1}{2+2\tau}}\right. \\
&\quad \left.\times\left(\mathbb{E}[|W_{24}|^{2+2\tau}|X_2]\right)^{\frac{1}{2+2\tau}}\left(\mathbb{E}[|W_{34}|^{2+2\tau}|X_3]\right)^{\frac{1}{2+2\tau}}\right\} \\
&= \mathbb{E}\{\mathbb{E}[|W_{12}|^{2+2\tau}|X_2]\} \times \mathbb{E}\left\{\left(\mathbb{E}[|W_{13}|^{2+2\tau}|X_3]\right)^{\frac{1}{1+\tau}}\right\} \\
&\leq \left(\mathbb{E}[|W_{12}|^{2+2\tau}]\right)^{\frac{2+\tau}{1+\tau}}. \tag{59}
\end{aligned}$$

Consequently, we have

$$\left|G_1 - \frac{B_X^2}{16}\mathbb{E}[W_{12}W_{13}W_{24}W_{34}]\right| \leq CB_X^2\left(\mathbb{E}[|W_{12}|^{2+2\tau}]\right)^{\frac{2+\tau}{1+\tau}}. \tag{60}$$

An application of the similar argument as for the proof of (60) yields

$$G_2 = \frac{B_X^2}{16}\mathbb{E}[W_{12}W_{13}W_{24}W_{45}] + O(1)B_X^2\left(\mathbb{E}[|W_{12}|^{2+2\tau}]\right)^{\frac{2+\tau}{1+\tau}}. \tag{61}$$

As for term G_3^2 , by the same token we can deduce

$$\begin{aligned}
G_3 &= B_X\mathbb{E}\left\{[(1+W_{12})^{1/2}-1][(1+W_{13})^{1/2}-1]\mathbb{1}\{\max(W_{12}, W_{13}) \leq 1\}\right\} \\
&\quad + B_X\mathbb{E}\left\{[(1+W_{12})^{1/2}-1][(1+W_{13})^{1/2}-1]\mathbb{1}\{\max(W_{12}, W_{13}) > 1\}\right\} \\
&= \frac{B_X}{4}\mathbb{E}[W_{12}W_{13}] + O(1)B_X\delta_1,
\end{aligned}$$

where $\delta_1 = \mathbb{E}[W_{12}^2|W_{13}]\mathbb{1}\{\max(W_{12}, W_{13}) \leq 1\} + \mathbb{E}[|W_{12}W_{13}|\mathbb{1}\{\max(W_{12}, W_{13}) > 1\}]$. Observe that when $0 < \tau \leq 1/2$, we have

$$\delta_1 \cdot |\mathbb{E}[W_{12}W_{13}]| \leq 2\mathbb{E}[|W_{12}|^{1+2\tau}|W_{13}]\mathbb{E}[|W_{12}W_{13}|] \leq 2\left(\mathbb{E}[|W_{12}|^{2+2\tau}]\right)^{\frac{2+\tau}{1+\tau}}$$

and

$$\delta_1^2 \leq 4\left(\mathbb{E}[|W_{12}|^{1+\tau}|W_{13}]\right)^2 \leq 4\left(\mathbb{E}[|W_{12}|^{2+2\tau}]\right)^{\frac{2+\tau}{1+\tau}}.$$

As a consequence, it holds that

$$\left|G_3^2 - \frac{B_X^2}{16}\left(\mathbb{E}[W_{12}W_{13}]\right)^2\right| \leq CB_X^2\left(\mathbb{E}[|W_{12}|^{2+2\tau}]\right)^{\frac{2+\tau}{1+\tau}}. \tag{62}$$

We next deal with term ΔG_4 . It follows from (A.27) and the Cauchy–Schwarz inequality

that

$$\begin{aligned}
|G_4| &= B_X^{3/2} |\mathbb{E}\{[(1+W_{12})^{1/2}-1][(1+W_{13})^{1/2}-1][(1+W_{24})^{1/2}-1]\}| \\
&\leq B_X^{3/2} \mathbb{E}[|W_{12}W_{13}W_{24}|] = B_X^{3/2} \mathbb{E}\{\mathbb{E}(|W_{12}W_{13}| | X_2, X_3) \mathbb{E}(|W_{24}| | X_2)\} \\
&\leq B_X^{3/2} \mathbb{E}\{(\mathbb{E}[W_{12}^2 | X_2])^{1/2} (\mathbb{E}[W_{13}^2 | X_3])^{1/2} (\mathbb{E}[W_{24}^2 | X_2])^{1/2}\} \\
&= B_X^{3/2} \mathbb{E}\{\mathbb{E}[W_{12}^2 | X_2] (\mathbb{E}[W_{13}^2 | X_3])^{1/2}\} \\
&\leq B_X^{3/2} (\mathbb{E}[W_{12}^2])^{3/2}.
\end{aligned} \tag{63}$$

Moreover, (52) entails that for $0 < \tau \leq 1/2$, we have

$$|\Delta| = |\mathbb{E}[b(X_1, X_2)]| \leq CB_X^{1/2} \mathbb{E}[|W_{12}|^{1+2\tau}].$$

As a result, it follows that

$$\begin{aligned}
|\Delta G_4| &\leq CB_X^2 (\mathbb{E}[W_{12}^2])^{3/2} \mathbb{E}[|W_{12}|^{1+2\tau}] \\
&\leq CB_X^2 (\mathbb{E}[|W_{12}|^{2+2\tau}])^{\frac{2+\tau}{1+\tau}}.
\end{aligned} \tag{64}$$

As for term $\Delta^2 G_3$, note that (A.27) leads to

$$\begin{aligned}
|G_3| &= B_X |\mathbb{E}\{[(1+W_{12})^{1/2}-1][(1+W_{13})^{1/2}-1]\}| \\
&\leq B_X \mathbb{E}[|W_{12}W_{13}|] \leq B_X \mathbb{E}[W_{12}^2].
\end{aligned}$$

It follows from (54) that for $0 < \tau \leq 1/2$, we have

$$\Delta^2 \leq CB_X \mathbb{E}[|W_{12}|^{2+2\tau}].$$

Hence it holds that

$$\Delta^2 |G_3| \leq CB_X^2 \mathbb{E}[|W_{12}|^{2+2\tau}] \mathbb{E}[W_{12}^2] \leq CB_X^2 (\mathbb{E}[|W_{12}|^{2+2\tau}])^{\frac{2+\tau}{1+\tau}}. \tag{65}$$

Furthermore, note that (53) implies that for $0 < \tau \leq 1/2$, we have

$$\Delta^4 \leq CB_X^2 (\mathbb{E}[|W_{12}|^{2+\tau}])^2 \leq CB_X^2 (\mathbb{E}[|W_{12}|^{2+2\tau}])^{\frac{2+\tau}{1+\tau}}. \tag{66}$$

Therefore, by substituting (60)–(62) and (64)–(66) into (58) we can obtain that if $\mathbb{E}\|X\|^{4+4\tau} < \infty$ for some $0 < \tau \leq 1/2$, then

$$\begin{aligned}
\mathbb{E}[g(X_1, X_2, X_3, X_4)] &= \frac{B_X^2}{16} \left\{ \mathbb{E}[W_{12}W_{13}W_{24}W_{34}] - 4\mathbb{E}[W_{12}W_{13}W_{24}W_{45}] \right. \\
&\quad \left. + 2(\mathbb{E}[W_{12}W_{13}])^2 + O(1) (\mathbb{E}[|W_{12}|^{2+2\tau}])^{\frac{2+\tau}{1+\tau}} \right\}.
\end{aligned}$$

Finally, the desired result (48) can be derived from (51) and Lemma 9 given in Section C.9 of Supplementary Material. This completes the proof of Proposition 6.

References

- Benjamini, Y. and Y. Hochberg (1995). Controlling the false discovery rate: a practical and powerful approach to multiple testing. *J. Roy. Statist. Soc. Ser. B* 57, 289–300.
- Bergsma, W. and A. Dassios (2014). A consistent test of independence based on a sign covariance related to Kendall’s tau. *Bernoulli* 20, 1006–1028.
- Berrett, T. B., Y. Wang, R. F. Barber, and R. J. Samworth (2019). The conditional permutation test for independence while controlling for confounders. *arXiv preprint arXiv:1807.05405*.
- Blum, J. R., J. Kiefer, and M. Rosenblatt (1961). Distribution free tests of independence based on the sample distribution function. *Ann. Math. Statist.* 32, 485–498.
- Brown, B. M. (1971). Martingale central limit theorems. *Ann. Math. Statist.* 42, 59–66.
- Chakraborty, S. and X. Zhang (2019). Distance metrics for measuring joint dependence with application to causal inference. *J. Amer. Statist. Assoc.*, to appear.
- Davis, R. A., M. Matsui, T. Mikosch, and P. Wan (2018). Applications of distance correlation to time series. *Bernoulli* 24, 3087–3116.
- Feuerverger, A. (1993). A consistent test for bivariate dependence. *International Statistical Review* 61, 419–433.
- Gretton, A., O. Bousquet, A. Smola, and B. Schölkopf (2005). Measuring statistical dependence with Hilbert-Schmidt norms. In *Algorithmic learning theory*, Volume 3734 of *Lecture Notes in Comput. Sci.*, pp. 63–77. Springer, Berlin.
- Gretton, A., R. Herbrich, A. Smola, O. Bousquet, and B. Schölkopf (2005). Kernel methods for measuring independence. *J. Mach. Learn. Res.* 6, 2075–2129.
- Hausler, E. (1988). On the rate of convergence in the central limit theorem for martingales with discrete and continuous time. *Ann. Probab.* 16, 275–299.
- Hoeffding, W. (1948). A non-parametric test of independence. *Ann. Math. Statistics* 19, 546–557.
- Huang, C. and X. Huo (2017). A statistically and numerically efficient independence test based on random projections and distance covariance. *arXiv preprint arXiv:1701.06054*.

- Huo, X. and G. J. Székely (2016). Fast computing for distance covariance. *Technometrics* 58, 435–447.
- Jin, Z. and D. S. Matteson (2018). Generalizing distance covariance to measure and test multivariate mutual dependence via complete and incomplete V-statistics. *J. Multivariate Anal.* 168, 304–322.
- Kendall, M. G. (1938). A new measure of rank correlation. *Biometrika* 30, 81–93.
- Kong, J., S. Wang, and G. Wahba (2015). Using distance covariance for improved variable selection with application to learning genetic risk models. *Stat. Med.* 34, 1708–1720.
- Kong, Y., D. Li, Y. Fan, and J. Lv (2017). Interaction pursuit in high-dimensional multi-response regression via distance correlation. *Ann. Statist.* 45, 897–922.
- Koroljuk, V. S. and Y. V. Borovskich (1994). *Theory of U-statistics*, Volume 273 of *Mathematics and its Applications*. Kluwer Academic Publishers Group, Dordrecht. Translated from the 1989 Russian original by P. V. Malyshev and D. V. Malyshev and revised by the authors.
- Lehmann, E. L. and J. P. Romano (2005). *Testing statistical hypotheses* (Third ed.). Springer Texts in Statistics. Springer, New York.
- Li, R., W. Zhong, and L. Zhu (2012). Feature screening via distance correlation learning. *J. Amer. Statist. Assoc.* 107, 1129–1139.
- Lin, Z. and Z. Bai (2010). *Probability inequalities*. Science Press Beijing, Beijing; Springer, Heidelberg.
- Lyons, R. (2013). Distance covariance in metric spaces. *Ann. Probab.* 41, 3284–3305.
- Matsui, M., T. Mikosch, and G. Samorodnitsky (2017). Distance covariance for stochastic processes. *Probab. Math. Statist.* 37, 355–372.
- Matteson, D. S. and R. S. Tsay (2017). Independent component analysis via distance covariance. *J. Amer. Statist. Assoc.* 112, 623–637.
- Pearson, K. (1895). Note on regression and inheritance in the case of two parents. *Proceedings of the Royal Society of London* 58, 240–242.
- Rosenblatt, M. (1975). A quadratic measure of deviation of two-dimensional density estimates and a test of independence. *Ann. Statist.* 3, 1–14.
- Shah, R. D. and J. Peters (2018). The hardness of conditional independence testing and the generalised covariance measure. *arXiv preprint arXiv:1804.07203*.

- Shao, X. and J. Zhang (2014). Martingale difference correlation and its use in high-dimensional variable screening. *J. Amer. Statist. Assoc.* *109*, 1302–1318.
- Spearman, C. (1904). The proof and measurement of association between two things. *The American Journal of Psychology* *15*, 72–101.
- Storey, J. D. (2002). A direct approach to false discovery rates. *J. Roy. Statist. Soc. Ser. B* *64*, 479–498.
- Székely, G. J. and M. L. Rizzo (2009). Brownian distance covariance. *Ann. Appl. Stat.* *3*, 1236–1265.
- Székely, G. J. and M. L. Rizzo (2013). The distance correlation t -test of independence in high dimension. *J. Multivariate Anal.* *117*, 193–213.
- Székely, G. J. and M. L. Rizzo (2014). Partial distance correlation with methods for dissimilarities. *Ann. Statist.* *42*, 2382–2412.
- Székely, G. J., M. L. Rizzo, and N. K. Bakirov (2007). Measuring and testing dependence by correlation of distances. *Ann. Statist.* *35*, 2769–2794.
- Vepakomma, P., C. Tonde, and A. Elgammal (2018). Supervised dimensionality reduction via distance correlation maximization. *Electron. J. Stat.* *12*, 960–984.
- Wang, X., W. Pan, W. Hu, Y. Tian, and H. Zhang (2015). Conditional distance correlation. *J. Amer. Statist. Assoc.* *110*, 1726–1734.
- Weihs, L., M. Drton, and N. Meinshausen (2018). Symmetric rank covariances: a generalized framework for nonparametric measures of dependence. *Biometrika* *105*, 547–562.
- Yao, S., X. Zhang, and X. Shao (2018). Testing mutual independence in high dimension via distance covariance. *J. Roy. Statist. Soc. Ser. B* *80*, 455–480.
- Zhang, X., S. Yao, and X. Shao (2018). Conditional mean and quantile dependence testing in high dimension. *Ann. Statist.* *46*, 219–246.
- Zhou, Z. (2012). Measuring nonlinear dependence in time-series, a distance correlation approach. *J. Time Series Anal.* *33*, 438–457.
- Zhu, C., S. Yao, X. Zhang, and X. Shao (2019). Distance-based and rkhs-based dependence metrics in high dimension. *arXiv preprint arXiv:1902.03291*.

Supplementary Material to “Asymptotic Distributions of High-Dimensional Nonparametric Inference with Distance Correlation”

Lan Gao, Jinchi Lv and Qiman Shao

This Supplementary Material contains the proofs of Propositions 1–3, some key lemmas with their proofs, and additional technical details. In particular, the parallel versions of Theorems 2 and 4 for the case of $1/2 < \tau \leq 1$ and their proofs are provided in Section D. Moreover, Section E presents the idea of lifting dimensionality when the original dimensions p, q are fixed. Throughout the paper, we use C to represent some positive constant whose value may change from line to line.

B Proofs of Propositions 1–3

B.1 Proof of Proposition 1

The desired result follows from Theorem 4. By conditions (25)–(28), it holds that

$$B_X^{-2\tau} L_{x,\tau} / \mathbb{E}[(X_1^T X_2)^2] \leq c_1 c_2^{-(1+2\tau)} p^{-\tau} \quad \text{and} \quad B_Y^{-2\tau} L_{y,\tau} / \mathbb{E}[(Y_1^T Y_2)^2] \leq c_1 c_2^{-(1+2\tau)} q^{-\tau}.$$

Thus by Theorem 4, the fact that $p \rightarrow \infty$ and $q \rightarrow \infty$, and substituting the bounds in (25)–(28) into (23), we can obtain

$$\sup_{x \in \mathbb{R}} |\mathbb{P}(T_n \leq x) - \Phi(x)| \leq A(c_1, c_2) [(pq)^{-\tau(1+\tau)/2} + n^{-\tau}]^{1/(3+2\tau)},$$

which completes the proof of Proposition 1.

B.2 Proof of Proposition 2

The proof is based on Theorem 4 in Section 3.3 for the case of $0 < \tau \leq 1/2$ and Theorem 5 in Section D.1 for the case of $1/2 < \tau \leq 1$. We need to calculate the moments involved therein. The main idea is to use the block technique to deal with the m -dependent structure so that the moment inequalities for independent random variables can be applied. For simplicity, assume that $k = p/(m_1 + 1)$ is an integer. For $1 \leq r \leq k$, we define

$$H_r = \{i : (k-1)(m_1+1) + 1 \leq i \leq k(m_1+1)\}$$

and

$$S_{1,r} = \sum_{i \in H_r} (X_{1,i}^2 - \mathbb{E}[X_{1,i}^2]), \quad S_{2,r} = \sum_{i \in H_r} X_{1,i} X_{2,i}.$$

By the m_1 -dependent component structure of random vector X , the odd blocks are mutually independent and so are the even blocks. Hence $\{S_{1,r}, r \text{ is odd}\}$, $\{S_{1,r}, r \text{ is even}\}$, $\{S_{2,r}, r \text{ is odd}\}$, and $\{S_{2,r}, r \text{ is even}\}$ are sequences of independent random variables with zero mean, respectively.

Let us first analyze term $L_{x,\tau}$. It holds that

$$\begin{aligned} \mathbb{E}(\|\|X\|^2 - \mathbb{E}\|X\|^2\|^{2+2\tau}) &= \mathbb{E}\left(\left|\sum_{r=1}^k S_{1,r}\right|^{2+2\tau}\right) \\ &\leq C\left(\mathbb{E}\left[\left|\sum_{r:\text{ odd}} S_{1,r}\right|^{2+2\tau}\right] + \mathbb{E}\left[\left|\sum_{r:\text{ even}} S_{1,r}\right|^{2+2\tau}\right]\right). \end{aligned}$$

Then it follows from Rosenthal's inequality that

$$\begin{aligned} &\mathbb{E}(\|\|X\|^2 - \mathbb{E}\|X\|^2\|^{2+2\tau}) \\ &\leq C\left\{\left(\sum_{r:\text{ odd}} \mathbb{E}[S_{1,r}^2]\right)^{1+\tau} + \left(\sum_{r:\text{ even}} \mathbb{E}[S_{1,r}^2]\right)^{1+\tau} + \sum_{r=1}^k \mathbb{E}[|S_{1,r}|^{2+2\tau}]\right\}. \end{aligned}$$

Note that for positive numbers $s > 1$ and $t > 1$ with $s^{-1} + t^{-1} = 1$, we have

$$\left|\sum_{i=1}^n a_i b_i\right| \leq \left(\sum_{i=1}^n |a_i|^s\right)^{1/s} \left(\sum_{i=1}^n |b_i|^t\right)^{1/t}. \quad (\text{A.1})$$

Thus we can deduce

$$\begin{aligned} \mathbb{E}[S_{1,r}^2] &= \mathbb{E}\left[\sum_{i \in H_r} (X_{1,i}^2 - \mathbb{E}[X_{1,i}^2])\right]^2 \\ &\leq (m_1 + 1) \sum_{i \in H_r} \mathbb{E}[(X_{1,i}^2 - \mathbb{E}[X_{1,i}^2])^2] \leq (m_1 + 1) \sum_{i \in H_r} \mathbb{E}[X_{1,i}^4] \end{aligned}$$

and

$$\begin{aligned} \mathbb{E}[|S_{1,r}|^{2+2\tau}] &\leq (m_1 + 1)^{1+2\tau} \sum_{i \in H_r} \mathbb{E}[|X_{1,i}^2 - \mathbb{E}[X_{1,i}^2]|^{2+2\tau}] \\ &\leq C(m_1 + 1)^{1+2\tau} \sum_{i \in H_r} \mathbb{E}[|X_{1,i}|^{4+4\tau}]. \end{aligned}$$

By plugging in the above bounds and applying (A.1), it follows that

$$\begin{aligned}
\mathbb{E}(\|X\|^2 - \mathbb{E}\|X\|^2)^{2+2\tau} &\leq C\{(m_1 + 1)^{1+\tau}(p/2)^\tau \sum_{r:\text{ odd}} \sum_{i \in H_r} (\mathbb{E}[X_{1,i}^4])^{1+\tau} \\
&\quad + (m_1 + 1)^{1+\tau}(p/2)^\tau \sum_{r:\text{ even}} \sum_{i \in H_r} (\mathbb{E}[X_{1,i}^4])^{1+\tau} \\
&\quad + (m_1 + 1)^{1+2\tau} \sum_{r=1}^k \sum_{i \in H_r} \mathbb{E}[|X_{1,i}|^{4+4\tau}]\} \\
&\leq C(m_1 + 1)^{1+\tau} p^\tau \sum_{i=1}^p \mathbb{E}[|X_{1,i}|^{4+4\tau}]. \tag{A.2}
\end{aligned}$$

In a similar fashion, we have

$$\begin{aligned}
\mathbb{E}[|X_1^T X_2|^{2+2\tau}] &= \mathbb{E}\left[\left|\sum_{r=1}^k S_{2,r}\right|^{2+2\tau}\right] \\
&\leq C\left\{\left(\sum_{r:\text{ odd}} \mathbb{E}[S_{2,r}^2]\right)^{1+\tau} + \left(\sum_{r:\text{ even}} \mathbb{E}[S_{2,r}^2]\right)^{1+\tau} \right. \\
&\quad \left. + \sum_{r=1}^k \mathbb{E}[|S_{2,r}|^{2+2\tau}]\right\}.
\end{aligned}$$

In addition, it follows from the basic inequality (A.1) that

$$\begin{aligned}
\mathbb{E}[S_{2,r}^2] &\leq (m_1 + 1) \sum_{i \in H_r} \mathbb{E}[X_{1,i}^2 X_{2,i}^2] \leq (m_1 + 1) \sum_{i \in H_r} \mathbb{E}[X_{1,i}^4], \\
\mathbb{E}[|S_{2,r}|^{2+2\tau}] &\leq (m_1 + 1)^{1+2\tau} \sum_{i \in H_r} \mathbb{E}[|X_{1,i} X_{2,i}|^{2+2\tau}] \\
&\leq (m_1 + 1)^{1+2\tau} \sum_{i \in H_r} \mathbb{E}[|X_{1,i}|^{4+4\tau}].
\end{aligned}$$

Thus an application of the same argument as in (A.2) results in

$$\mathbb{E}[|X_1^T X_2|^{2+2\tau}] \leq C(m_1 + 1)^{1+\tau} p^\tau \sum_{i=1}^p \mathbb{E}[|X_{1,i}|^{4+4\tau}], \tag{A.3}$$

wich together with (A.2) entails that under condition (29), we have

$$L_{x,\tau} = \mathbb{E}(\|X\|^2 - \mathbb{E}\|X\|^2)^{2+2\tau} + \mathbb{E}(|X_1^T X_2|^{2+2\tau}) \leq C\kappa_1(m_1 + 1)^{1+\tau} p^{1+\tau}. \tag{A.4}$$

Next we deal with term $\mathbb{E}[(X_1^T \Sigma_x X_2)^2]$. Denote by σ_{ij} the (i, j) th entry of matrix Σ_x .

By (32) and the m_1 -dependent structure, it holds that

$$\begin{aligned}
\mathbb{E}[(X_1^T \Sigma_x X_2)^2] &= \mathbb{E}\left[\left(\sum_{i=1}^p \sum_{|j-i| \leq m_1} \sigma_{ij} X_{1,i} X_{2,j}\right)^2\right] \\
&= \sum_{i=1}^p \sum_{u=1}^p \sum_{|j-i| \leq m_1} \sum_{|v-u| \leq m_1} \sigma_{ij} \sigma_{uv} \mathbb{E}(X_{1,i} X_{1,u}) \mathbb{E}(X_{2,j} X_{2,v}) \\
&\leq \kappa_4^2 \sum_{i=1}^p \sum_{|u-i| \leq m_1} \sum_{|j-i| \leq m_1} \sum_{|v-u| \leq m_1} |\mathbb{E}(X_{1,i} X_{1,u})| |\mathbb{E}(X_{2,j} X_{2,v})| \\
&\leq C \kappa_4^2 (m_1 + 1)^3 p \kappa_4^2 = C \kappa_4^4 (m_1 + 1)^3 p. \tag{A.5}
\end{aligned}$$

Similar results as in (A.4) and (A.5) also hold for Y . That is,

$$L_{y,\tau} \leq C \kappa_1 (m_2 + 1)^{1+\tau} q^{1+\tau}, \tag{A.6}$$

$$\mathbb{E}[(Y_1^T \Sigma_y Y_2)^2] \leq C \kappa_4^4 (m_2 + 1)^3 q. \tag{A.7}$$

As a consequence, under conditions (29)–(32) there exists some positive constant C_κ depending on $\kappa_1, \kappa_2, \kappa_3$, and κ_4 such that

$$B_X^{-2\tau} L_{x,\tau} / \mathbb{E}[(X_1^T X_2)^2] \leq \frac{C_\kappa (m_1 + 1)^{1+\tau}}{p^\tau} \rightarrow 0,$$

$$B_Y^{-2\tau} L_{y,\tau} / \mathbb{E}[(Y_1^T Y_2)^2] \leq \frac{C_\kappa (m_2 + 1)^{1+\tau}}{q^\tau} \rightarrow 0,$$

and

$$\frac{n^{-\tau} L_{x,\tau} L_{y,\tau}}{(\mathbb{E}[(X_1^T X_2)^2] \mathbb{E}[(Y_1^T Y_2)^2])^{1+\tau}} \leq \frac{C_\kappa (m_1 + 1)^{1+\tau} (m_2 + 1)^{1+\tau}}{n^\tau},$$

$$\frac{\mathbb{E}[(X_1^T \Sigma_x X_2)^2] + B_X^{-2\tau} L_{x,\tau}^{(2+\tau)/(1+\tau)}}{(\mathbb{E}[(X_1^T X_2)^2])^2} \leq C_\kappa (m_1 + 1)^{2+\tau} p^{-\tau},$$

$$\frac{\mathbb{E}[(Y_1^T \Sigma_y Y_2)^2] + B_Y^{-2\tau} L_{y,\tau}^{(2+\tau)/(1+\tau)}}{(\mathbb{E}[(Y_1^T Y_2)^2])^2} \leq C_\kappa (m_2 + 1)^{2+\tau} q^{-\tau}.$$

Hence by Theorem 4, we see that (34) holds for $0 < \tau \leq 1/2$.

We next prove the result for the case of $1/2 < \tau \leq 1$. By the previous analysis, it holds

that

$$B_X^{-1}L_{x,1/2}/\mathbb{E}[(X_1^T X_2)^2] \leq \frac{C_\kappa(m_1+1)^{3/2}}{p^{1/2}} \rightarrow 0,$$

$$B_Y^{-1}L_{y,1/2}/\mathbb{E}[(Y_1^T Y_2)^2] \leq \frac{C_\kappa(m_2+1)^{3/2}}{q^{1/2}} \rightarrow 0,$$

where the convergence to zero is by the assumption of $m_1 = o(p^{\tau/(2+\tau)})$ and $m_2 = o(q^{\tau/(2+\tau)})$. In view of Theorem 5 in Section D.1, it suffices to calculate $\sum_{i=1}^3 \mathcal{G}_i(X)$ and $\sum_{i=1}^3 \mathcal{G}_i(Y)$, where

$$\begin{aligned} \mathcal{G}_1(X) &= |\mathbb{E}[(X_1^T X_2)^2 X_1^T \Sigma_x^2 X_2]|, \\ \mathcal{G}_2(X) &= \mathbb{E}[||X_1||^2 (X_1^T \Sigma_x X_2)^2], \\ \mathcal{G}_3(X) &= \mathbb{E}[X^T X X^T] \Sigma_x^2 \mathbb{E}[X X^T X]. \end{aligned}$$

Let us begin with considering term $\mathcal{G}_1(X)$. Note that

$$\begin{aligned} \mathcal{G}_1(X) &= |\mathbb{E}[(X_1^T X_2)^2 X_1^T \Sigma_x^2 X_2]| \\ &\leq (\mathbb{E}[|X_1^T X_2|^{2+2\tau}])^{1/(1+\tau)} (\mathbb{E}[|X_1^T \Sigma_x^2 X_2|^{(1+\tau)/\tau}])^{\tau/(1+\tau)}. \end{aligned}$$

It follows from (A.3) and assumption (29) that

$$(\mathbb{E}[|X_1^T X_2|^{2+2\tau}])^{1/(1+\tau)} \leq C\kappa_1^{1/(1+\tau)} (m_1+1)p. \quad (\text{A.8})$$

Then we analyze term $\mathbb{E}[|X_1^T \Sigma_x^2 X_2|^{(1+\tau)/\tau}]$. Denote by X_{1,H_r} the r th block of X_1 for $1 \leq r \leq k$, and $\Sigma_{i,j}$ the (i,j) th block of Σ_x for $1 \leq i, j \leq k$. In particular, let $\Sigma_{1,0}$ and $\Sigma_{k,k+1}$ be zero matrices. By the m_1 -dependent structure, Σ_x is a tridiagonal block matrix and thus

$$\mathbb{E}[|X_1^T \Sigma_x^2 X_2|^{(1+\tau)/\tau}] = \mathbb{E}\left[\left|\sum_{r=1}^k S_{3,r}\right|^{(1+\tau)/\tau}\right],$$

where

$$\begin{aligned} S_{3,r} &= (\Sigma_{r,r-1} X_{1,H_{r-1}} + \Sigma_{r,r} X_{1,H_r} + \Sigma_{r,r+1} X_{1,H_{r+1}})^T \\ &\quad \cdot (\Sigma_{r,r-1} X_{2,H_{r-1}} + \Sigma_{r,r} X_{2,H_r} + \Sigma_{r,r+1} X_{2,H_{r+1}}). \end{aligned}$$

In addition, $\{S_{3,r}, 1 \leq r \leq k\}$ is a 3-dependent sequence. For simplicity, assume that $k/8$ is an integer. Then it is easy to see that $\{\sum_{r=8(l-1)+1}^{8(l-1)+4} S_{3,r}, 1 \leq l \leq k/8\}$ and $\{\sum_{r=8(l-1)+5}^{8l} S_{3,r}, 1 \leq l \leq k/8\}$ are sequences of independent random variables. Since

$2 \leq (1 + \tau)/\tau < 3$ when $1/2 < \tau \leq 1$, it follows from Rosenthal's inequality that

$$\begin{aligned} \mathbb{E}[|X_1^T \Sigma_x^2 X_2|^{\frac{1+\tau}{\tau}}] &\leq C \mathbb{E}\left[\left|\sum_{l=1}^{k/8} \sum_{r=8(l-1)+1}^{8(l-1)+4} S_{3,r}\right|^{\frac{1+\tau}{\tau}}\right] + C \mathbb{E}\left[\left|\sum_{l=1}^{k/8} \sum_{r=8(l-1)+5}^{8l} S_{3,r}\right|^{\frac{1+\tau}{\tau}}\right] \\ &\leq C \left\{ \left(\mathbb{E}\left[\left(\sum_{l=1}^{k/8} \sum_{r=8(l-1)+1}^{8(l-1)+4} S_{3,r}\right)^2\right]\right)^{\frac{1+\tau}{2\tau}} + \sum_{l=1}^{k/8} \mathbb{E}\left[\left|\sum_{r=8(l-1)+1}^{8(l-1)+4} S_{3,r}\right|^{\frac{1+\tau}{\tau}}\right] \right. \\ &\quad \left. + \left(\mathbb{E}\left[\left(\sum_{l=1}^{k/8} \sum_{r=8(l-1)+5}^{8l} S_{3,r}\right)^2\right]\right)^{\frac{1+\tau}{2\tau}} + \sum_{l=1}^{k/8} \mathbb{E}\left[\left|\sum_{r=8(l-1)+5}^{8l} S_{3,r}\right|^{\frac{1+\tau}{\tau}}\right] \right\}. \end{aligned}$$

Then by inequality (A.1), we can obtain

$$\begin{aligned} \mathbb{E}[|X_1^T \Sigma_x^2 X_2|^{\frac{1+\tau}{\tau}}] &\leq C \left\{ \left(\sum_{l=1}^{k/8} \sum_{r=8(l-1)+1}^{8(l-1)+4} \mathbb{E}[S_{3,r}^2]\right)^{\frac{1+\tau}{2\tau}} + \left(\sum_{l=1}^{k/8} \sum_{r=8(l-1)+5}^{8l} \mathbb{E}[S_{3,r}^2]\right)^{\frac{1+\tau}{2\tau}} \right. \\ &\quad \left. + \sum_{r=1}^k \mathbb{E}[|S_{3,r}|^{\frac{1+\tau}{\tau}}] \right\} \\ &\leq C k^{\frac{1-\tau}{2\tau}} \left\{ \sum_{l=1}^{k/8} \sum_{r=8(l-1)+1}^{8(l-1)+4} \mathbb{E}[|S_{3,r}|^{\frac{1+\tau}{\tau}}] + \sum_{l=1}^{k/8} \sum_{r=8(l-1)+5}^{8l} \mathbb{E}[|S_{3,r}|^{\frac{1+\tau}{\tau}}] \right\} \\ &\leq C [p/(m_1 + 1)]^{\frac{1-\tau}{2\tau}} \sum_{r=1}^k \mathbb{E}[|S_{3,r}|^{\frac{1+\tau}{\tau}}]. \end{aligned}$$

Furthermore, it holds that

$$\begin{aligned} \mathbb{E}[|S_{3,r}|^{\frac{1+\tau}{\tau}}] &\leq C \mathbb{E}\left[\left(\|\Sigma_{r,r-1} X_{1,H_{r-1}}\|^2 + \|\Sigma_{r,r} X_{1,H_r}\|^2 + \|\Sigma_{r,r+1} X_{1,H_{r+1}}\|^2\right)^{\frac{1+\tau}{2\tau}}\right] \\ &\leq C \left(\mathbb{E}[\|\Sigma_{r,r-1} X_{1,H_{r-1}}\|^{\frac{2+2\tau}{\tau}}] + \mathbb{E}[\|\Sigma_{r,r} X_{1,H_r}\|^{\frac{2+2\tau}{\tau}}] + \mathbb{E}[\|\Sigma_{r,r+1} X_{1,H_{r+1}}\|^{\frac{2+2\tau}{\tau}}]\right). \end{aligned}$$

For $1 \leq i, j \leq m_1 + 1$, denote by $\Sigma_{r,r-1}^{(i,j)}$ the (i, j) th entry of $\Sigma_{r,r-1}$ and $X_{1,H_{r-1}}^{(i)}$ the i th component of $X_{1,H_{r-1}}$. Observe that by assumption (32), we have

$$\begin{aligned} &\mathbb{E}[\|\Sigma_{r,r-1} X_{1,H_{r-1}}\|^{\frac{2+2\tau}{\tau}}] \\ &= \mathbb{E}\left[\left|\sum_{i=1}^{m_1+1} \sum_{j=1}^{m_1+1} \sum_{l=1}^{m_1+1} \Sigma_{r,r-1}^{(i,l)} \Sigma_{r-1,r}^{(l,j)} X_{1,H_{r-1}}^{(i)} X_{1,H_{r-1}}^{(j)}\right|^{\frac{1+\tau}{\tau}}\right] \\ &\leq \mathbb{E}\left[\left\{\sum_{i=1}^{m_1+1} \sum_{j=1}^{m_1+1} \sum_{l=1}^{m_1+1} [\mathbb{E}(X_{1,H_r}^{(i)})^2]^{1/2} \mathbb{E}[(X_{1,H_{r-1}}^{(l)})^2] [\mathbb{E}(X_{1,H_r}^{(j)})^2]^{1/2} |X_{1,H_{r-1}}^{(i)} X_{1,H_{r-1}}^{(j)}|\right\}^{\frac{1+\tau}{\tau}}\right] \\ &\leq (m_1 + 1)^{\frac{1+\tau}{\tau}} \kappa_4^{\frac{(3-2\tau)(1+\tau)}{\tau}} \mathbb{E}\left[\left\{\sum_{i=1}^{m_1+1} \sum_{j=1}^{m_1+1} [\mathbb{E}(X_{1,H_r}^{(i)})^2]^{\tau-\frac{1}{2}} \right. \right. \\ &\quad \left. \left. \times [\mathbb{E}(X_{1,H_r}^{(j)})^2]^{\tau-\frac{1}{2}} |X_{1,H_{r-1}}^{(i)} X_{1,H_{r-1}}^{(j)}|\right\}^{\frac{1+\tau}{\tau}}\right]. \end{aligned}$$

Moreover, it follows from (A.1) that

$$\begin{aligned}
& \mathbb{E}[\|\Sigma_{r,r-1}X_{1,H_{r-1}}\|^{\frac{2+2\tau}{\tau}}] \\
& \leq (m_1 + 1)^{\frac{1+\tau}{\tau}} \kappa_4^{\frac{(3-2\tau)(1+\tau)}{\tau}} \mathbb{E}\left[\left(\sum_{i=1}^{m_1+1} [\mathbb{E}(X_{1,H_r}^{(i)})^2]^{\tau-\frac{1}{2}} |X_{1,H_{r-1}}^{(i)}|\right)^{\frac{2+2\tau}{\tau}}\right] \\
& \leq (m_1 + 1)^{\frac{3+2\tau}{\tau}} \kappa_4^{\frac{(3-2\tau)(1+\tau)}{\tau}} \sum_{i=1}^{m_1+1} [\mathbb{E}(X_{1,H_r}^{(i)})^2]^{(\tau-\frac{1}{2})(2+2\tau)/\tau} \mathbb{E}[|X_{1,H_{r-1}}^{(i)}|^{(2+2\tau)/\tau}] \\
& \leq (m_1 + 1)^{\frac{3+2\tau}{\tau}} \kappa_4^{\frac{(3-2\tau)(1+\tau)}{\tau}} \sum_{i=1}^{m_1+1} [\mathbb{E}(X_{1,H_r}^{(i)})^{4+4\tau}]^{1-\frac{1}{2\tau}} [\mathbb{E}(X_{1,H_{r-1}}^{(i)})^{4+4\tau}]^{\frac{1}{2\tau}}.
\end{aligned}$$

Note that for any $a > 0$, $b > 0$, and $0 < \alpha < 1$, we have

$$a^{1-\alpha}b^\alpha \leq a + b. \quad (\text{A.9})$$

Thus it holds that

$$\begin{aligned}
& \mathbb{E}[\|\Sigma_{r,r-1}X_{1,H_{r-1}}\|^{\frac{2+2\tau}{\tau}}] \\
& \leq (m_1 + 1)^{\frac{3+2\tau}{\tau}} \kappa_4^{\frac{(3-2\tau)(1+\tau)}{\tau}} \left(\sum_{i \in H_r} \mathbb{E}[|X_{1,i}|^{4+4\tau}] + \sum_{i \in H_{r-1}} \mathbb{E}[|X_{1,i}|^{4+4\tau}] \right).
\end{aligned}$$

In the same manner, we can deduce

$$\begin{aligned}
& \mathbb{E}[\|\Sigma_{r,r}X_{1,H_r}\|^{\frac{2+2\tau}{\tau}}] \leq 2(m_1 + 1)^{\frac{3+2\tau}{\tau}} \kappa_4^{\frac{(3-2\tau)(1+\tau)}{\tau}} \sum_{i \in H_r} \mathbb{E}[|X_{1,i}|^{4+4\tau}] \\
& \mathbb{E}[\|\Sigma_{r,r+1}X_{1,H_{r+1}}\|^{\frac{2+2\tau}{\tau}}] \leq (m_1 + 1)^{\frac{3+2\tau}{\tau}} \kappa_4^{\frac{(3-2\tau)(1+\tau)}{\tau}} \left(\sum_{i \in H_r} \mathbb{E}[|X_{1,i}|^{4+4\tau}] + \sum_{i \in H_{r+1}} \mathbb{E}[|X_{1,i}|^{4+4\tau}] \right).
\end{aligned}$$

Thus by (29), it holds that

$$\begin{aligned}
& \mathbb{E}[|X_1^T \Sigma_x^2 X_2|^{\frac{1+\tau}{\tau}}] \leq C[p/(m_1 + 1)]^{\frac{1-\tau}{2\tau}} (m_1 + 1)^{\frac{3+2\tau}{\tau}} \kappa_4^{\frac{(3-2\tau)(1+\tau)}{\tau}} \sum_{r=1}^k \sum_{i \in H_r} \mathbb{E}[X_{1,H_r}^{(i)}]^{4+4\tau} \\
& = C \kappa_4^{\frac{(3-2\tau)(1+\tau)}{\tau}} (m_1 + 1)^{\frac{5+5\tau}{2\tau}} p^{\frac{1-\tau}{2\tau}} \sum_{i=1}^p \mathbb{E}[|X_{1,i}|^{4+4\tau}] \\
& \leq C \kappa_1 \kappa_4^{\frac{(3-2\tau)(1+\tau)}{\tau}} (m_1 + 1)^{\frac{5+5\tau}{2\tau}} p^{\frac{1+\tau}{2\tau}},
\end{aligned}$$

which together with (A.8) leads to

$$\mathcal{G}_1(X) \leq C \kappa_1 \kappa_4^{3-2\tau} (m_1 + 1)^{7/2} p^{3/2}. \quad (\text{A.10})$$

We proceed with bounding term $\mathcal{G}_2(X)$. Denote by $\sigma_{i,j}$ the (i, j) th entry of matrix Σ_x .

Under the m_1 -dependent structure, we have

$$\mathcal{G}_2(X) = \sum_{l=1}^p \sum_{i=1}^p \sum_{u=1}^p \sum_{|j-i| \leq m_1} \sum_{|v-u| \leq m_1} \sigma_{i,j} \sigma_{u,v} \mathbb{E}[X_{1,l}^2 X_{1,i} X_{1,u}] \mathbb{E}[X_{2,j} X_{2,v}].$$

Observe that $\mathbb{E}[X_{2,j} X_{2,v}] = 0$ if $|j - v| > m_1$. Thus it follows that

$$\mathcal{G}_2(X) \leq \sum_{l=1}^p \sum_{i=1}^p \sum_{|u-i| \leq 3m_1} \sum_{|j-i| \leq m_1} \sum_{|v-i| \leq 2m_1} \sigma_{i,j} \sigma_{u,v} \mathbb{E}[X_{1,l}^2 X_{1,i} X_{1,u}] \mathbb{E}[X_{2,j} X_{2,v}].$$

By the Cauchy–Schwarz inequality, we can obtain

$$\begin{aligned} \mathcal{G}_2(X) &\leq \kappa_4^{3-2\tau} \sum_{l=1}^p \sum_{i=1}^p \sum_{|u-i| \leq 3m_1} \sum_{|j-i| \leq m_1} \sum_{|v-i| \leq 2m_1} \left[(\mathbb{E}[|X_{1,l}|^{4+4\tau}])^{\frac{1}{2+2\tau}} (\mathbb{E}[|X_{1,i}|^{4+4\tau}])^{\frac{\tau}{2+2\tau}} \right. \\ &\quad \left. \times (\mathbb{E}[|X_{1,u}|^{4+4\tau}])^{\frac{\tau}{2+2\tau}} (\mathbb{E}[|X_{1,j}|^{4+4\tau}])^{\frac{1}{4+4\tau}} (\mathbb{E}[|X_{1,v}|^{4+4\tau}])^{\frac{1}{4+4\tau}} \right] \\ &\leq \kappa_4^{3-2\tau} \left(\sum_{l=1}^p (\mathbb{E}[|X_{1,l}|^{4+4\tau}])^{\frac{1}{2+2\tau}} \right) \left\{ \sum_{i=1}^p (\mathbb{E}[|X_{1,i}|^{4+4\tau}])^{\frac{\tau}{2+2\tau}} \right. \\ &\quad \left. \times \left(\sum_{|j-i| \leq 2m_1} (\mathbb{E}[|X_{1,j}|^{4+4\tau}])^{\frac{1}{4+4\tau}} \right)^2 \left(\sum_{|u-i| \leq 3m_1} (\mathbb{E}[|X_{1,u}|^{4+4\tau}])^{\frac{\tau}{2+2\tau}} \right) \right\}. \end{aligned}$$

Further, by the basic inequality (A.1) it holds that

$$\begin{aligned} \mathcal{G}_2(X) &\leq \kappa_4^{3-2\tau} \left(\sum_{l=1}^p (\mathbb{E}[|X_{1,l}|^{4+4\tau}]^{\frac{1}{2+2\tau}} \right) \left(\sum_{i=1}^p \mathbb{E}[|X_{1,i}|^{4+4\tau}]^{\frac{\tau}{2+2\tau}} \right) \\ &\quad \times \left\{ \sum_{i=1}^p \left(\sum_{|j-i| \leq 2m_1} (\mathbb{E}[|X_{1,j}|^{4+4\tau}]^{\frac{1}{4+4\tau}} \right)^{\frac{4+4\tau}{2+\tau}} \left(\sum_{|u-i| \leq 3m_1} (\mathbb{E}[|X_{1,u}|^{4+4\tau}]^{\frac{\tau}{2+2\tau}} \right)^{\frac{2+2\tau}{2+\tau}} \right\}^{\frac{2+\tau}{2+2\tau}} \\ &\leq C \kappa_4^{3-2\tau} (m_1 + 1)^{\frac{1+2\tau}{1+\tau}} p^{\frac{1+2\tau}{2+2\tau}} \left(\sum_{i=1}^p \mathbb{E}[|X_{1,i}|^{4+4\tau}] \right)^{1/2} \left\{ \sum_{i=1}^p \left(\sum_{|j-i| \leq 2m_1} (\mathbb{E}[|X_{1,j}|^{4+4\tau}]^{\frac{1}{2+2\tau}} \right) \right. \\ &\quad \left. \times \left(\sum_{|u-i| \leq 3m_1} (\mathbb{E}[|X_{1,u}|^{4+4\tau}]^{\frac{\tau}{2+2\tau}} \right) \right\}^{\frac{2+\tau}{2+2\tau}}. \end{aligned}$$

Hence it follows from the basic inequality (A.9) that

$$\begin{aligned} (\mathbb{E}[|X_{1,j}|^{4+4\tau}]^{\frac{1}{2+2\tau}} (\mathbb{E}[|X_{1,u}|^{4+4\tau}]^{\frac{\tau}{2+2\tau}}) &\leq (\mathbb{E}[|X_{1,j}|^{4+4\tau}] + \mathbb{E}[|X_{1,u}|^{4+4\tau}])^{\frac{1+\tau}{2+2\tau}} \\ &\leq C (\mathbb{E}[|X_{1,j}|^{4+4\tau}])^{\frac{1+\tau}{2+2\tau}} + C (\mathbb{E}[|X_{1,u}|^{4+4\tau}])^{\frac{1+\tau}{2+2\tau}}, \end{aligned}$$

which together with (A.1) and assumption (29) yields

$$\begin{aligned}
\mathcal{G}_2(X) &\leq C\kappa_2^{3-2\tau}(m_1+1)^{\frac{4+5\tau}{2+2\tau}}p^{\frac{1+2\tau}{2+2\tau}}\left(\sum_{i=1}^p\mathbb{E}[|X_{1,i}|^{4+4\tau}]\right)^{1/2} \\
&\quad \times \left\{\sum_{i=1}^p\sum_{|j-i|\leq 3m_1}(\mathbb{E}[|X_{1,j}|^{4+4\tau}])^{\frac{1+\tau}{2+2\tau}}\right\}^{\frac{2+\tau}{2+2\tau}} \\
&\leq C\kappa_2^{3-2\tau}(m_1+1)^3p\left(\sum_{i=1}^p\mathbb{E}[|X_{1,i}|^{4+4\tau}]\right)^{1/2}\left(\sum_{j=1}^p\mathbb{E}[|X_{1,j}|^{4+4\tau}]\right)^{1/2} \\
&= C\kappa_2^{3-2\tau}(m_1+1)^3p\sum_{i=1}^p\mathbb{E}[|X_{1,i}|^{4+4\tau}]\leq C\kappa_1\kappa_4^{3-2\tau}(m+1)^3p^2. \tag{A.11}
\end{aligned}$$

As for term $\mathcal{G}_3(X)$, we exploit similar arguments. It is easy to see that the r th block of $\mathbb{E}[X_1^T X_1 X_1^T]$ is given by

$$(\mathbb{E}[X_1^T X_1 X_1^T])^{(r)} = \mathbb{E}[X_{1,H_r}(\|X_{1,H_{r-1}}\|^2 + \|X_{1,H_r}\|^2 + \|X_{1,H_{r+1}}\|^2)].$$

Thus the r th block of $\Sigma_x \mathbb{E}[X_1 X_1^T X_1]$ is

$$\begin{aligned}
(\Sigma_x \mathbb{E}[X_1 X_1^T X_1])^{(r)} &= \Sigma_{r,r-1} \mathbb{E}[X_{1,H_{r-1}}(\|X_{1,H_{r-2}}\|^2 + \|X_{1,H_{r-1}}\|^2 + \|X_{1,H_r}\|^2)] \\
&\quad + \Sigma_{r,r} \mathbb{E}[X_{1,H_r}(\|X_{1,H_{r-1}}\|^2 + \|X_{1,H_r}\|^2 + \|X_{1,H_{r+1}}\|^2)] \\
&\quad + \Sigma_{r,r+1} \mathbb{E}[X_{1,H_{r+1}}(\|X_{1,H_r}\|^2 + \|X_{1,H_{r+1}}\|^2 + \|X_{1,H_{r+2}}\|^2)].
\end{aligned}$$

Then it follows that

$$\begin{aligned}
\mathcal{G}_3(X) &= \|\Sigma_x \mathbb{E}[X_1 X_1^T X_1]\|^2 = \sum_{r=1}^k \|(\Sigma_x \mathbb{E}[X_1 X_1^T X_1])^{(r)}\|^2 \\
&\leq C \sum_{r=1}^k \sum_{u \in \{r-1, r, r+1\}} \left\{ \|\Sigma_{r,u} \mathbb{E}(X_{1,H_u} \|X_{1,H_{u-1}}\|^2)\|^2 \right. \\
&\quad \left. + \|\Sigma_{r,u} \mathbb{E}(X_{1,H_u} \|X_{1,H_u}\|^2)\|^2 + \|\Sigma_{r,u} \mathbb{E}(X_{1,H_u} \|X_{1,H_{u+1}}\|^2)\|^2 \right\}. \tag{A.12}
\end{aligned}$$

In fact, the terms on the right hand side of the above inequality share the same bounds. Thus we show the analysis only for the first term.

Observe that

$$\begin{aligned}
&\sum_{r=1}^k \|\Sigma_{r,r-1} \mathbb{E}(X_{1,H_{r-1}} \|X_{1,H_{r-2}}\|^2)\|^2 \\
&= \sum_{r=1}^k \sum_{i \in H_r} \sum_{j \in H_r} \sum_{l \in H_{r-1}} \Sigma_{r,r-1}^{(i,l)} \Sigma_{r-1,r}^{(l,j)} \mathbb{E}[X_{1,H_{r-1}}^{(i)} \|X_{1,H_{r-2}}\|^2] \mathbb{E}[X_{1,H_{r-1}}^{(j)} \|X_{1,H_{r-2}}\|^2].
\end{aligned}$$

Then it follows from the Cauchy–Schwarz inequality, assumption (32), and the basic inequal-

ity (A.1) that

$$\begin{aligned}
& \sum_{r=1}^k \|\Sigma_{r,r-1} \mathbb{E}(X_{1,H_{r-1}} \|X_{1,H_{r-2}}\|^2)\|^2 \\
& \leq \kappa_4^{3-2\tau} \sum_{r=1}^k \left(\sum_{l \in H_{r-1}} (\mathbb{E}[X_{1,l}^2])^{\frac{2\tau-1}{2}} \right) \left(\sum_{i \in H_r} |\mathbb{E}[X_{1,i} \|X_{1,H_{r-2}}\|^2]| \right) \\
& \quad \times \left(\sum_{j \in H_r} (\mathbb{E}[X_{1,j}^2])^{\frac{2\tau-1}{2}} |\mathbb{E}[X_{1,j} \|X_{1,H_{r-2}}\|^2]| \right) \\
& \leq \kappa_4^{3-2\tau} (m_1 + 1) \sum_{r=1}^k \left(\sum_{l \in H_{r-1}} (\mathbb{E}[X_{1,l}^2])^{2\tau-1} \right)^{\frac{1}{2}} \left(\sum_{j \in H_r} (\mathbb{E}[X_{1,j}^2])^{2\tau-1} \right)^{\frac{1}{2}} \mathbb{E}[\|X_{1,H_r}\|^2 \|X_{1,H_{r-2}}\|^4] \\
& \leq \kappa_4^{3-2\tau} (m_1 + 1) \sum_{r=1}^k \left\{ \sum_{l \in H_{r-1} \cup H_r} (\mathbb{E}[X_{1,l}^2])^{2\tau-1} \right\} \mathbb{E}[\|X_{1,H_r}\|^2 \|X_{1,H_{r-2}}\|^4].
\end{aligned}$$

Moreover, note that for any $a, b > 0$, we have

$$ab^2 \leq a^3 + b^3.$$

Thus in light of (A.1), we can obtain

$$\begin{aligned}
\mathbb{E}[\|X_{1,H_r}\|^2 \|X_{1,H_{r-2}}\|^4] & \leq \mathbb{E}[\|X_{1,H_r}\|^6] + \mathbb{E}[\|X_{1,H_{r-2}}\|^6] \\
& \leq (m_1 + 1)^2 \left(\sum_{i \in H_r} \mathbb{E}[X_{1,i}^6] + \sum_{i \in H_{r-2}} \mathbb{E}[X_{1,i}^6] \right).
\end{aligned}$$

Furthermore, it follows from (A.1) that

$$\begin{aligned}
& \left(\sum_{l \in H_{r-1} \cup H_r} (\mathbb{E}[X_{1,l}^2])^{2\tau-1} \right) \left(\sum_{i \in H_r} \mathbb{E}[X_{1,i}^6] \right) \\
& \leq 2(m_1 + 1) \left(\sum_{l \in H_{r-1} \cup H_r} \mathbb{E}[|X_{1,l}|^{4+4\tau}] \right)^{\frac{2\tau-1}{2+2\tau}} \left(\sum_{i \in H_r} \mathbb{E}[|X_{1,i}|^{4+4\tau}] \right)^{\frac{3}{2+2\tau}} \\
& \leq 4(m_1 + 1) \left\{ \sum_{l \in H_{r-1}} \mathbb{E}[|X_{1,l}|^{4+4\tau}] + \sum_{i \in H_r} \mathbb{E}[|X_{1,i}|^{4+4\tau}] \right\}.
\end{aligned}$$

Similarly, we can deduce

$$\begin{aligned}
& \left(\sum_{l \in H_{r-1} \cup H_r} (\mathbb{E}[X_{1,l}^2])^{2\tau-1} \right) \left(\sum_{i \in H_{r-2}} \mathbb{E}[X_{1,i}^6] \right) \\
& \leq 2(m_1 + 1) \left\{ \sum_{l \in H_r} \mathbb{E}[|X_{1,l}|^{4+4\tau}] + \sum_{l \in H_{r-1}} \mathbb{E}[|X_{1,l}|^{4+4\tau}] + \sum_{i \in H_{r-2}} \mathbb{E}[|X_{1,i}|^{4+4\tau}] \right\}.
\end{aligned}$$

Consequently, it holds that

$$\begin{aligned}
& \sum_{r=1}^k \|\Sigma_{r,r-1} \mathbb{E}(X_{1,H_{r-1}} \| X_{1,H_{r-2}})^2\|^2 \\
& \leq C \kappa_4^{3-2\tau} (m_1 + 1)^4 \sum_{r=1}^k \sum_{i \in H_r} \mathbb{E}[|X_{1,i}|^{4+4\tau}] \\
& = C \kappa_4^{3-2\tau} (m_1 + 1)^4 \sum_{i=1}^p \mathbb{E}[|X_{1,i}|^{4+4\tau}] \leq C \kappa_1 \kappa_4^{3-2\tau} (m_1 + 1)^4 p.
\end{aligned}$$

For the other terms on the right hand side of (A.12), the same bound can be derived in a similar way. Thus we have

$$\mathcal{G}_3(X) \leq C \kappa_1 \kappa_4^{3-2\tau} (m_1 + 1)^4 p. \quad (\text{A.13})$$

Combining (A.10), (A.11), and (A.13), and noting that $m_1 + 1 \leq p$, we can obtain

$$\mathcal{G}_1(X) + \mathcal{G}_2(X) + \mathcal{G}_3(X) \leq C_\tau \kappa_1 \kappa_4^{3-2\tau} (m_1 + 1)^3 p^2. \quad (\text{A.14})$$

In the same manner, we can also show that

$$\mathcal{G}_1(Y) + \mathcal{G}_2(Y) + \mathcal{G}_3(Y) \leq C_\tau \kappa_1 \kappa_4^{3-2\tau} (m_2 + 1)^3 q^2. \quad (\text{A.15})$$

Hence (34) follows from substituting (A.4)–(A.7) and (A.14)–(A.15) into Theorem 5. Then we can see that when m_1 and m_2 satisfy (33), $T_n \xrightarrow{\mathcal{Q}} N(0, 1)$. This concludes the proof of Proposition 2.

B.3 Proof of Proposition 3

Assume that $\Sigma_x = \Gamma_1^T \text{diag}(\lambda_1^X, \dots, \lambda_p^X) \Gamma_1$ and $\Sigma_y = \Gamma_2^T \text{diag}(\lambda_1^Y, \dots, \lambda_q^Y) \Gamma_2$ for some orthogonal matrices Γ_1 and Γ_2 . A useful fact is that the Euclidean norm is invariant to orthogonal transformations. Thus X and Y can be replaced with the transformed random vectors $\check{X} = \Gamma_1 X$ and $\check{Y} = \Gamma_2 Y$, respectively. Clearly the transformed random vectors are distributed as

$$\check{X} \sim N(0, \text{diag}(\lambda_1^X, \dots, \lambda_p^X)) \quad \text{and} \quad \check{Y} \sim N(0, \text{diag}(\lambda_1^Y, \dots, \lambda_q^Y)).$$

It is equivalent to analyze the distance correlation between the new multivariate normal random variables \check{X} and \check{Y} . It is easy to show that

$$\begin{aligned} \max_{1 \leq i \leq p} \mathbb{E}[\check{X}_{1,i}^2] &\leq a_2, & p^{-1} \sum_{i=1}^p \mathbb{E}[|\check{X}_{1,i}|^8] &\leq Ca_2^4, \\ p^{-1} \mathbb{E}[(\check{X}_1^T \check{X}_2)^2] &\geq a_1^2, & p^{-1} B_X &\geq a_1. \end{aligned}$$

Similar bounds also hold for Y . Then the conditions of Proposition 2 are satisfied and the independence of coordinates entails that $m_1 = m_2 = 0$. Therefore, the desired result can be derived by applying Proposition 2 with $\tau = 1$ and $m_1 = m_2 = 0$. This completes the proof of Proposition 3.

C Some key lemmas and their proofs

C.1 Lemma 1 and its proof

Lemma 1. *Under condition (18), we have*

$$\mathcal{V}_n^*(X)/\mathcal{V}^2(X) \longrightarrow 1 \quad \text{in probability} \quad (\text{A.16})$$

and

$$\mathcal{V}_n^*(Y)/\mathcal{V}^2(Y) \longrightarrow 1 \quad \text{in probability} \quad (\text{A.17})$$

as $n \rightarrow \infty$.

Proof. Since $\mathcal{V}_n^*(X)$ is a U-statistic and noting that $\mathbb{E}[\mathcal{V}_n^*(X)] = \mathcal{V}^2(X)$ by (15), it follows from the moment inequality of U-statistics (Koroljuk and Borovskich, 1994, p. 72) and conditional Jensen's inequality that for $0 < \tau \leq 1$,

$$\begin{aligned} &\mathbb{E}[|\mathcal{V}_n^*(X)/\mathcal{V}^2(X) - 1|^{1+\tau}] \\ &\leq C[\mathcal{V}^2(X)]^{-(1+\tau)} \sum_{i=1}^4 \binom{4}{i}^{1+\tau} \binom{n}{i}^{-\tau} \mathbb{E}[|h((X_1, X_1), (X_2, X_2), (X_3, X_3), (X_4, X_4))|^{1+\tau}] \\ &\leq \frac{C\mathbb{E}[|h((X_1, X_1), (X_2, X_2), (X_3, X_3), (X_4, X_4))|^{1+\tau}]}{n^\tau [\mathcal{V}^2(X)]^{1+\tau}}. \end{aligned} \quad (\text{A.18})$$

In fact, the moment of $h((X_1, X_1), (X_2, X_2), (X_3, X_3), (X_4, X_4))$ can be dominated by that of $d(X_1, X_2)$ based on the expression given in Lemma 5 in Section C.5.

By choosing $X = Y$ in (A.26) and the Cauchy–Schwarz inequality, we can obtain that for $0 < \tau \leq 1$,

$$\mathbb{E}[|h((X_1, X_1), (X_2, X_2), (X_3, X_3), (X_4, X_4))|^{1+\tau}] \leq C\mathbb{E}[|d(X_1, X_2)|^{2+2\tau}].$$

Thus it holds that

$$\mathbb{E}[|\mathcal{V}_n^*(X)/\mathcal{V}^2(X) - 1|^{1+\tau}] \leq \frac{C\mathbb{E}[|d(X_1, X_2)|^{2+2\tau}]}{n^\tau[\mathcal{V}^2(X)]^{1+\tau}}. \quad (\text{A.19})$$

Moreover, since $\mathbb{E}[|d(Y_1, Y_2)|^{2+2\tau}] \geq (\mathbb{E}[d^2(Y_1, Y_2)])^{1+\tau} = [\mathcal{V}^2(Y)]^{1+\tau}$, it follows from condition (18) that

$$\frac{\mathbb{E}[|d(X_1, X_2)|^{2+2\tau}]}{n^\tau[\mathcal{V}^2(X)]^{1+\tau}} \rightarrow 0,$$

which yields the ratio consistency (A.16). The result in (A.17) can be obtained similarly. This concludes the proof of Lemma 1.

C.2 Lemma 2 and its proof

Lemma 2. *If $\mathbb{E}[\|X\|^2] + \mathbb{E}[\|Y\|^2] < \infty$ and X is independent of Y , then we have*

$$\check{T}_n = W_n^{(1)}(X, Y) + W_n^{(2)}(X, Y),$$

where

$$W_n^{(1)}(X, Y) = \sqrt{\frac{2}{n(n-1)}} \sum_{1 \leq i < j \leq n} \frac{d(X_i, X_j)d(Y_i, Y_j)}{\sqrt{\mathcal{V}^2(X)\mathcal{V}^2(Y)}} \quad (\text{A.20})$$

and $W_n^{(2)}(X, Y)$ satisfies $\mathbb{E}([W_n^{(2)}(X, Y)]^2) \leq Cn^{-1}$.

Proof. Recall that $\mathcal{V}_n^*(X, Y)$ is a U-statistic and

$$\mathcal{V}_n^*(X, Y) = \binom{n}{4}^{-1} \sum_{1 \leq i_1 < i_2 < i_3 < i_4 \leq n} h((X_{i_1}, Y_{i_1}), \dots, (X_{i_4}, Y_{i_4})).$$

It has been shown in Huang and Huo (2017) that under the independence of X and Y ,

$$\begin{aligned} \mathbb{E}[h((X_1, Y_1), (X_2, Y_2), (X_3, Y_3), (X_4, Y_4)) | (X_1, Y_1)] &= 0, \\ \mathbb{E}[h((X_1, Y_1), (X_2, Y_2), (X_3, Y_3), (X_4, Y_4)) | (X_1, Y_1), (X_2, Y_2)] &= \frac{1}{6}d(X_1, X_2)d(Y_1, Y_2). \end{aligned}$$

Thus by the Hoeffding decomposition (e.g. Koroljuk and Borovskich, 1994, p. 23) and dispersion for U-statistics (Koroljuk and Borovskich, 1994, p. 31), when X is independent of Y we have

$$\mathcal{V}_n^*(X, Y) = \binom{n}{2}^{-1} \sum_{1 \leq i < j \leq n} d(X_i, X_j)d(Y_i, Y_j) + U_n(X, Y),$$

where

$$\mathbb{E}[U_n^2(X, Y)] \leq \frac{C}{n^3} \mathbb{E}[h((X_1, Y_1), (X_2, Y_2), (X_3, Y_3), (X_4, Y_4))]^2.$$

Furthermore, Lemma 6 given in Section C.6 yields

$$\mathbb{E}[U_n^2(X, Y)] \leq \frac{C\mathcal{V}^2(X)\mathcal{V}^2(Y)}{2n^3}.$$

Hence it follows from (36) that

$$\mathbb{E}[W_n^{(2)}(X, Y)]^2 = \frac{n(n-1)\mathbb{E}[U_n^2(X, Y)]}{2\mathcal{V}^2(X)\mathcal{V}^2(Y)} \leq \frac{C}{n},$$

which completes the proof of Lemma 2.

C.3 Lemma 3 and its proof

Lemma 3. *Let $\mathcal{F}_k = \sigma\{(X_1, Y_1), \dots, (X_k, Y_k)\}$ be a σ -algebra. Then $\{(\zeta_{n,k}, \mathcal{F}_k), k \geq 1\}$ forms a martingale difference array under the independence of X and Y , where $\zeta_{n,k}$ is defined in (37).*

Proof. It is easy to see that $\zeta_{n,k} \in \mathcal{F}_k$ and when X is independent of Y ,

$$\mathbb{E}\left[\sum_{i=1}^{k-1} d(X_i, X_k)d(Y_i, Y_k) \middle| \mathcal{F}_{k-1}\right] = \sum_{i=1}^{k-1} \mathbb{E}[d(X_i, X_k) | X_i] \mathbb{E}[d(Y_i, Y_k) | Y_i] = 0,$$

where the last equality is due to $\mathbb{E}[d(X_1, X_2) | X_1] = 0$ and $\mathbb{E}[d(X_1, X_2) | X_2] = 0$.

C.4 Lemma 4 and its proof

Lemma 4. *If $\mathbb{E}[\|X\|^{2+2\tau}] + \mathbb{E}[\|Y\|^{2+2\tau}] < \infty$ for some constant $0 < \tau \leq 1$ and X is independent of Y , then we have*

$$\begin{aligned} \mathbb{E}\left(\left|\sum_{k=1}^n \mathbb{E}[\zeta_{n,k}^2 | \mathcal{F}_{k-1}] - 1\right|^{1+\tau}\right) &\leq C \left(\frac{\mathbb{E}[g(X_1, X_2, X_3, X_4)]\mathbb{E}[g(Y_1, Y_2, Y_3, Y_4)]}{[\mathcal{V}^2(X)\mathcal{V}^2(Y)]^2}\right)^{(1+\tau)/2} \\ &\quad + \frac{C\mathbb{E}[|d(X_1, X_2)|^{2+2\tau}]\mathbb{E}[|d(Y_1, Y_2)|^{2+2\tau}]}{n^\tau[\mathcal{V}^2(X)\mathcal{V}^2(Y)]^{1+\tau}} \end{aligned} \quad (\text{A.21})$$

and

$$\sum_{k=1}^n \mathbb{E}[|\zeta_{n,k}|^{2+2\tau}] \leq \frac{C\mathbb{E}[|d(X_1, X_2)|^{2+2\tau}]\mathbb{E}[|d(Y_1, Y_2)|^{2+2\tau}]}{n^\tau[\mathcal{V}^2(X)\mathcal{V}^2(Y)]^{1+\tau}}. \quad (\text{A.22})$$

Proof. (i) We first prove (A.21). Recall the definition of $\zeta_{n,k}$ in (37). Note that under the independence of X and Y , we have

$$\sum_{k=1}^n \mathbb{E}[\zeta_{n,k}^2 | \mathcal{F}_{k-1}] = \frac{2 \sum_{k=1}^n \mathbb{E}\left(\left[\sum_{i=1}^{k-1} d(X_i, X_k)d(Y_i, Y_k)\right]^2 \middle| \mathcal{F}_{k-1}\right)}{n(n-1)\mathcal{V}^2(X)\mathcal{V}^2(Y)} := R_n^{(1)} + R_n^{(2)},$$

where $R_n^{(1)}$ is the sum of squared terms given by

$$R_n^{(1)} = \frac{2 \sum_{k=1}^n \sum_{i=1}^{k-1} \mathbb{E}[d^2(X_i, X_k) | X_i] \mathbb{E}[d^2(Y_i, Y_k) | Y_i]}{n(n-1)\mathcal{V}^2(X)\mathcal{V}^2(Y)}$$

and $R_n^{(2)}$ is the sum of cross-product terms given by

$$R_n^{(2)} = \frac{4 \sum_{k=1}^n \sum_{1 \leq i < j \leq k-1} \mathbb{E}[d(X_i, X_k)d(X_j, X_k) | X_i, X_j] \mathbb{E}[d(Y_i, Y_k)d(Y_j, Y_k) | Y_i, Y_j]}{n(n-1)\mathcal{V}^2(X)\mathcal{V}^2(Y)}.$$

Thus it holds that

$$\mathbb{E}\left(\left|\sum_{k=1}^n \mathbb{E}[\zeta_{n,k}^2 | \mathcal{F}_{k-1}] - 1\right|^{1+\tau}\right) \leq C(\mathbb{E}[|R_n^{(1)} - 1|^{1+\tau}] + \mathbb{E}[|R_n^{(2)}|^{1+\tau}]). \quad (\text{A.23})$$

We first bound term $\mathbb{E}[|R_n^{(2)}|^{1+\tau}]$. Let (X', Y') be an independent copy of (X, Y) that is independent of $(X_1, Y_1), \dots, (X_n, Y_n)$. For notational simplicity, define

$$\eta_1(X_i, X_j) = \mathbb{E}[d(X_i, X)d(X_j, X) | X_i, X_j] \quad \text{and} \quad \eta_2(Y_i, Y_j) = \mathbb{E}[d(Y_i, Y)d(Y_j, Y) | Y_i, Y_j].$$

By changing the order of summation, we can obtain

$$\begin{aligned} \mathbb{E}([R_n^{(2)}]^2) &= \frac{16\mathbb{E}\left[\sum_{1 \leq i < j \leq n} \sum_{k \geq j+1} \eta_1(X_i, X_j)\eta_2(Y_i, Y_j)\right]^2}{n^2(n-1)^2[\mathcal{V}^2(X)\mathcal{V}^2(Y)]^2} \\ &= \frac{16\mathbb{E}\left[\sum_{1 \leq i < j \leq n} (n-j)\eta_1(X_i, X_j)\eta_2(Y_i, Y_j)\right]^2}{n^2(n-1)^2[\mathcal{V}^2(X)\mathcal{V}^2(Y)]^2}. \end{aligned}$$

In addition, for pairwise nonequal i, j, l , it holds that

$$\begin{aligned} \mathbb{E}[\eta_1(X_i, X_j)\eta_1(X_i, X_l)] &= \mathbb{E}\{\mathbb{E}[d(X_i, X)d(X_j, X)d(X_i, X')d(X_l, X') | X_i, X_j, X_l]\} \\ &= \mathbb{E}[d(X_i, X)d(X_j, X)d(X_i, X')d(X_l, X')] \\ &= \mathbb{E}\{\mathbb{E}[d(X_i, X)d(X_j, X)d(X_i, X')d(X_l, X') | X, X']\} \\ &= \mathbb{E}(\mathbb{E}[d(X_i, X)d(X_i, X') | X, X']\mathbb{E}[d(X_j, X') | X']\mathbb{E}[d(X_l, X') | X']) \\ &= 0, \end{aligned}$$

where we have used the fact that $\mathbb{E}[d(X_j, X') | X'] = \mathbb{E}[d(X_l, X') | X'] = 0$.

It is easy to see that $\mathbb{E}[\eta_1(X_i, X_j)] = \mathbb{E}[\eta_2(Y_i, Y_j)] = 0$ for $i \neq j$. Thus for pairwise nonequal i, j, k, l , it holds that

$$\mathbb{E}[\eta_1(X_i, X_j)\eta_1(X_k, X_l)] = 0.$$

Then the cross-product terms in the numerator of $\mathbb{E}([R_n^{(2)}]^2)$ vanish. Moreover, in view of

the definition of $g(X_1, X_2, X_3, X_4)$ in (17), we have

$$\begin{aligned}\mathbb{E}[\eta_1(X_i, X_j)]^2 &= \mathbb{E}\{\mathbb{E}[d(X_i, X)d(X_j, X)d(X_i, X')d(X_j, X')|X_i, X_j]\} \\ &= \mathbb{E}[d(X_1, X_2)d(X_1, X_3)d(X_2, X_4)d(X_3, X_4)] = \mathbb{E}[g(X_1, X_2, X_3, X_4)].\end{aligned}$$

Consequently, it follows that

$$\begin{aligned}\mathbb{E}([R_n^{(2)}]^2) &= \frac{16 \sum_{1 \leq i < j \leq n} (n-j)^2 \mathbb{E}[\eta_1(X_i, X_j)]^2 \mathbb{E}[\eta_2(Y_i, Y_j)]^2}{n^2(n-1)^2 [\mathcal{V}^2(X)\mathcal{V}^2(Y)]^2} \\ &= \frac{16 \sum_{j=1}^n (j-1)(n-j)^2 \mathbb{E}[g(X_1, X_2, X_3, X_4)] \mathbb{E}[g(Y_1, Y_2, Y_3, Y_4)]}{n^2(n-1)^2 [\mathcal{V}^2(X)\mathcal{V}^2(Y)]^2} \\ &\leq \frac{C \mathbb{E}[g(X_1, X_2, X_3, X_4)] \mathbb{E}[g(Y_1, Y_2, Y_3, Y_4)]}{[\mathcal{V}^2(X)\mathcal{V}^2(Y)]^2}.\end{aligned}$$

Hence we can obtain

$$\mathbb{E}[|R_n^{(2)}|^{1+\tau}] \leq \left(\frac{C \mathbb{E}[g(X_1, X_2, X_3, X_4)] \mathbb{E}[g(Y_1, Y_2, Y_3, Y_4)]}{[\mathcal{V}^2(X)\mathcal{V}^2(Y)]^2} \right)^{(1+\tau)/2}. \quad (\text{A.24})$$

Next we deal with term $\mathbb{E}[|R_n^{(1)} - 1|^{1+\tau}]$. Since $\mathbb{E}[d^2(X_1, X_2)] = \mathcal{V}^2(X)$, clearly when X is independent of Y , we have

$$\mathbb{E}[R_n^{(1)}] = \frac{2 \sum_{k=1}^n \sum_{i=1}^{k-1} \mathcal{V}^2(X)\mathcal{V}^2(Y)}{n(n-1)\mathcal{V}^2(X)\mathcal{V}^2(Y)} = 1.$$

For simplicity, denote by $\eta_3(X_i, Y_i) = \mathbb{E}[d^2(X_i, X)|X_i] \mathbb{E}[d^2(Y_i, Y)|Y_i]$. Then by changing the order of summation, we deduce

$$\begin{aligned}\mathbb{E}[|R_n^{(1)} - 1|^{1+\tau}] &= \frac{\mathbb{E}\left[\left|2 \sum_{k=1}^n \sum_{i=1}^{k-1} [\eta_3(X_i, Y_i) - \mathbb{E}\eta_3(X_i, Y_i)]\right|^{1+\tau}\right]}{[n(n-1)\mathcal{V}^2(X)\mathcal{V}^2(Y)]^{1+\tau}} \\ &= \frac{\mathbb{E}\left[\left|2 \sum_{i=1}^n (n-i) [\eta_3(X_i, Y_i) - \mathbb{E}\eta_3(X_i, Y_i)]\right|^{1+\tau}\right]}{[n(n-1)\mathcal{V}^2(X)\mathcal{V}^2(Y)]^{1+\tau}}.\end{aligned}$$

Then it follows from the von Bahr–Esseen inequality (Lin and Bai, 2010, p. 100) for independent random variables that when $0 < \tau \leq 1$,

$$\begin{aligned}\mathbb{E}[|R_n^{(1)} - 1|^{1+\tau}] &\leq \frac{C \sum_{i=1}^n (n-i)^{1+\tau} \mathbb{E}[|\eta_3(X_i, Y_i)|^{1+\tau}]}{[n^2 \mathcal{V}^2(X)\mathcal{V}^2(Y)]^{1+\tau}} \\ &\leq \frac{C \mathbb{E}[|\eta_3(X_i, Y_i)|^{1+\tau}]}{n^\tau [\mathcal{V}^2(X)\mathcal{V}^2(Y)]^{1+\tau}} \\ &\leq \frac{C \mathbb{E}[|d(X_1, X_2)|^{2+2\tau}] \mathbb{E}[|d(Y_1, Y_2)|^{2+2\tau}]}{n^\tau [\mathcal{V}^2(X)\mathcal{V}^2(Y)]^{1+\tau}},\end{aligned}$$

which along with (A.23) and (A.24) leads to (A.21).

(ii) We now establish (A.22). Note that

$$\sum_{k=1}^n \mathbb{E}[|\zeta_{n,k}|^{2+2\tau}] = \frac{2^{1+\tau} \sum_{k=1}^n \mathbb{E}\left[\left|\sum_{i=1}^{k-1} d(X_i, X_k)d(Y_i, Y_k)\right|^{2+2\tau}\right]}{[n(n-1)\mathcal{V}^2(X)\mathcal{V}^2(Y)]^{1+\tau}}. \quad (\text{A.25})$$

Given (X_k, Y_k) , $\{d(X_i, X_k)d(Y_i, Y_k), 1 \leq i \leq k-1\}$ is a sequence of independent random variables and under the independence of X and Y ,

$$\mathbb{E}[d(X_i, X_k)d(Y_i, Y_k)|X_k, Y_k] = \mathbb{E}[d(X_i, X_k)|X_k]\mathbb{E}[d(Y_i, Y_k)|Y_k] = 0.$$

Thus it follows from Rosenthal's inequality for independent random variables that

$$\begin{aligned} \mathbb{E}\left[\left|\sum_{i=1}^{k-1} d(X_i, X_k)d(Y_i, Y_k)\right|^{2+2\tau}\right] &= \mathbb{E}\left[\mathbb{E}\left(\left|\sum_{i=1}^{k-1} d(X_i, X_k)d(Y_i, Y_k)\right|^{2+2\tau} \middle| (X_k, Y_k)\right)\right] \\ &\leq C\mathbb{E}\left[\mathbb{E}\left(\left[\sum_{i=1}^{k-1} d(X_i, X_k)d(Y_i, Y_k)\right]^2 \middle| (X_k, Y_k)\right)\right]^{1+\tau} \\ &\quad + C(k-1)\mathbb{E}(|d(X_1, X_2)|^{2+2\tau})\mathbb{E}(|d(Y_1, Y_2)|^{2+2\tau}). \end{aligned}$$

Since given (X_k, Y_k) , $\{d(X_i, X_k)d(Y_i, Y_k), 1 \leq i \leq k-1\}$ is a sequence of independent random variables with zero means under the independence of X and Y , it is easy to see that

$$\begin{aligned} \mathbb{E}\left(\left[\sum_{i=1}^{k-1} d(X_i, X_k)d(Y_i, Y_k)\right]^2 \middle| (X_k, Y_k)\right) &= \sum_{i=1}^{k-1} \mathbb{E}[d^2(X_i, X_k)d^2(Y_i, Y_k)|X_k, Y_k], \\ &= (k-1)\mathbb{E}[d^2(X, X_k)|X_k]\mathbb{E}[d^2(Y, Y_k)|Y_k]. \end{aligned}$$

Then it follows from the conditional Jensen's inequality that when X is independent of Y ,

$$\begin{aligned} &\mathbb{E}\left[\mathbb{E}\left(\left[\sum_{i=1}^{k-1} d(X_i, X_k)d(Y_i, Y_k)\right]^2 \middle| (X_k, Y_k)\right)\right]^{1+\tau} \\ &\leq (k-1)^{1+\tau}\mathbb{E}[|d(X_1, X_2)|^{2+2\tau}]\mathbb{E}[|d(Y_1, Y_2)|^{2+2\tau}]. \end{aligned}$$

Finally we can obtain

$$\begin{aligned} \sum_{k=1}^n \mathbb{E}\left[\left|\sum_{i=1}^{k-1} d(X_i, X_k)d(Y_i, Y_k)\right|^{2+2\tau}\right] &\leq C \sum_{k=1}^n (k-1)^{1+\tau}\mathbb{E}[|d(X_1, X_2)|^{2+2\tau}]\mathbb{E}[|d(Y_1, Y_2)|^{2+2\tau}] \\ &\leq Cn^{2+\tau}\mathbb{E}[|d(X_1, X_2)|^{2+2\tau}]\mathbb{E}[|d(Y_1, Y_2)|^{2+2\tau}]. \end{aligned}$$

Substituting the above bound into (A.25) results in (A.22). This concludes the proof of Lemma 4.

C.5 Lemma 5 and its proof

The following lemma provides a useful representation of the kernel function $h((X_1, Y_1), (X_2, Y_2), (X_3, Y_3), (X_4, Y_4))$ in terms of the double-centered distance $d(\cdot, \cdot)$.

Lemma 5. *For any random vectors X and Y with finite first moments, we have*

$$\begin{aligned}
& h((X_1, Y_1), (X_2, Y_2), (X_3, Y_3), (X_4, Y_4)) \\
&= \frac{1}{4} \sum_{\substack{1 \leq i, j \leq 4, \\ i \neq j}} d(X_i, X_j) d(Y_i, Y_j) - \frac{1}{4} \sum_{i=1}^4 \left(\sum_{\substack{1 \leq j \leq 4, \\ j \neq i}} d(X_i, X_j) \sum_{\substack{1 \leq j \leq 4, \\ j \neq i}} d(Y_i, Y_j) \right) \\
&+ \frac{1}{24} \sum_{\substack{1 \leq i, j \leq 4, \\ i \neq j}} d(X_i, X_j) \sum_{\substack{1 \leq i, j \leq 4, \\ i \neq j}} d(Y_i, Y_j). \tag{A.26}
\end{aligned}$$

Proof. Let us define

$$\begin{aligned}
a_1(X_1, X_2) &= \|X_1 - X_2\| - \mathbb{E}[\|X_1 - X_2\|], & a_1(Y_1, Y_2) &= \|Y_1 - Y_2\| - \mathbb{E}[\|Y_1 - Y_2\|], \\
a_2(X_1) &= \mathbb{E}[a_1(X_1, X_2)|X_1], & a_3(Y_1) &= \mathbb{E}[a_1(Y_1, Y_2)|Y_1].
\end{aligned}$$

We divide the proof into two steps.

Step 1. Recall the definition of $h((X_1, Y_1), (X_2, Y_2), (X_3, Y_3), (X_4, Y_4))$ given in (16). It is easy to show that

$$\begin{aligned}
& \frac{1}{4} \sum_{\substack{1 \leq i, j \leq 4, \\ i \neq j}} \|X_i - X_j\| \|Y_i - Y_j\| \\
&= \frac{1}{4} \sum_{\substack{1 \leq i, j \leq 4, \\ i \neq j}} a_1(X_i, X_j) a_1(Y_i, Y_j) + \frac{1}{4} \mathbb{E}[\|X_1 - X_2\|] \sum_{\substack{1 \leq i, j \leq 4, \\ i \neq j}} a_1(Y_i, Y_j) \\
&\quad + \frac{1}{4} \mathbb{E}[\|Y_1 - Y_2\|] \sum_{\substack{1 \leq i, j \leq 4, \\ i \neq j}} a_1(X_i, X_j) + 3 \mathbb{E}[\|X_1 - X_2\|] \mathbb{E}[\|Y_1 - Y_2\|], \\
& \frac{1}{4} \sum_{i=1}^4 \left(\sum_{\substack{1 \leq j \leq 4, \\ j \neq i}} \|X_i - X_j\| \sum_{\substack{1 \leq j \leq 4, \\ j \neq i}} \|Y_i - Y_j\| \right) \\
&= \frac{1}{4} \sum_{i=1}^4 \left(\sum_{\substack{1 \leq j \leq 4, \\ j \neq i}} a_1(X_i, X_j) \sum_{\substack{1 \leq j \leq 4, \\ j \neq i}} a_1(Y_i, Y_j) \right) + \frac{3}{4} \mathbb{E}[\|X_1 - X_2\|] \sum_{\substack{1 \leq i, j \leq 4, \\ i \neq j}} a_1(Y_i, Y_j) \\
&\quad + \frac{3}{4} \mathbb{E}[\|Y_1 - Y_2\|] \sum_{\substack{1 \leq i, j \leq 4, \\ i \neq j}} a_1(X_i, X_j) + 9 \mathbb{E}[\|X_1 - X_2\|] \mathbb{E}[\|Y_1 - Y_2\|],
\end{aligned}$$

and

$$\begin{aligned}
& \frac{1}{24} \sum_{\substack{1 \leq i, j \leq 4, \\ i \neq j}} \|X_i - X_j\| \sum_{\substack{1 \leq i, j \leq 4, \\ i \neq j}} \|Y_i - Y_j\| \\
&= \frac{1}{24} \sum_{\substack{1 \leq i, j \leq 4, \\ i \neq j}} a_1(X_i, X_j) \sum_{\substack{1 \leq i, j \leq 4, \\ i \neq j}} a_1(Y_i, Y_j) + \frac{1}{2} \mathbb{E}[\|X_1 - X_2\|] \sum_{\substack{1 \leq i, j \leq 4, \\ i \neq j}} a_1(Y_i, Y_j) \\
&\quad + \frac{1}{2} \mathbb{E}[\|X_1 - X_2\|] \sum_{\substack{1 \leq i, j \leq 4, \\ i \neq j}} a_1(Y_i, Y_j) + 6 \mathbb{E}[\|X_1 - X_2\|] \mathbb{E}[\|Y_1 - Y_2\|].
\end{aligned}$$

By these equalities and (16), we can obtain

$$\begin{aligned}
& h((X_1, Y_1), (X_2, Y_2), (X_3, Y_3), (X_4, Y_4)) \\
&= \frac{1}{4} \sum_{\substack{1 \leq i, j \leq 4, \\ i \neq j}} a_1(X_i, X_j) a_1(Y_i, Y_j) - \frac{1}{4} \sum_{i=1}^4 \left(\sum_{\substack{1 \leq j \leq 4, \\ j \neq i}} a_1(X_i, X_j) \sum_{\substack{1 \leq j \leq 4, \\ j \neq i}} a_1(Y_i, Y_j) \right) \\
&\quad + \frac{1}{24} \sum_{\substack{1 \leq i, j \leq 4, \\ i \neq j}} a_1(X_i, X_j) \sum_{\substack{1 \leq i, j \leq 4, \\ i \neq j}} a_1(Y_i, Y_j).
\end{aligned}$$

Step 2. Since $d(X_1, X_2) = a_1(X_1, X_2) - a_2(X_1) - a_2(X_2)$, it holds that

$$\begin{aligned}
& \sum_{\substack{1 \leq i, j \leq 4, \\ i \neq j}} a_1(X_i, X_j) a_1(Y_i, Y_j) \\
&= \sum_{\substack{1 \leq i, j \leq 4, \\ i \neq j}} d(X_i, X_j) d(Y_i, Y_j) + 2 \sum_{\substack{1 \leq i, j \leq 4, \\ i \neq j}} d(X_i, X_j) a_3(Y_i) + 2 \sum_{\substack{1 \leq i, j \leq 4, \\ i \neq j}} d(Y_i, Y_j) a_2(X_i) \\
&\quad + 4 \sum_{i=1}^4 a_2(X_i) a_3(Y_i) + 2 \left(\sum_{i=1}^4 a_2(X_i) \right) \left(\sum_{i=1}^4 a_3(Y_i) \right),
\end{aligned}$$

$$\begin{aligned}
& \sum_{i=1}^4 \left(\sum_{\substack{1 \leq j \leq 4, \\ j \neq i}} a_1(X_i, X_j) \sum_{\substack{1 \leq j \leq 4, \\ j \neq i}} a_1(Y_i, Y_j) \right) \\
&= \sum_{i=1}^4 \left(\sum_{\substack{1 \leq j \leq 4, \\ j \neq i}} d(X_i, X_j) \sum_{\substack{1 \leq j \leq 4, \\ j \neq i}} d(Y_i, Y_j) \right) + \left(\sum_{j=1}^4 a_3(Y_j) \right) \left(\sum_{\substack{1 \leq i, j \leq 4, \\ i \neq j}} d(X_i, X_j) \right) \\
&\quad + \left(\sum_{j=1}^4 a_2(X_j) \right) \left(\sum_{\substack{1 \leq i, j \leq 4, \\ i \neq j}} d(Y_i, Y_j) \right) + 2 \sum_{\substack{1 \leq i, j \leq 4, \\ i \neq j}} d(X_i, X_j) a_3(Y_i) \\
&\quad + 2 \sum_{\substack{1 \leq i, j \leq 4, \\ i \neq j}} d(Y_i, Y_j) a_2(X_i) + 8 \left(\sum_{i=1}^4 a_2(X_i) \right) \left(\sum_{i=1}^4 a_3(Y_i) \right) + 4 \sum_{i=1}^4 a_2(X_i) a_3(Y_i),
\end{aligned}$$

and

$$\begin{aligned}
& \sum_{\substack{1 \leq i, j \leq 4, \\ i \neq j}} a_1(X_i, X_j) \sum_{\substack{1 \leq i, j \leq 4, \\ i \neq j}} a_1(Y_i, Y_j) \\
&= \sum_{\substack{1 \leq i, j \leq 4, \\ i \neq j}} d(X_i, X_j) \sum_{\substack{1 \leq i, j \leq 4, \\ i \neq j}} d(Y_i, Y_j) + 6 \left(\sum_{i=1}^4 a_2(X_i) \right) \left(\sum_{\substack{1 \leq i, j \leq 4, \\ i \neq j}} d(Y_i, Y_j) \right) \\
&\quad + 6 \left(\sum_{i=1}^4 a_3(Y_i) \right) \left(\sum_{\substack{1 \leq i, j \leq 4, \\ i \neq j}} d(X_i, X_j) \right) + 36 \left(\sum_{i=1}^4 a_2(X_i) \right) \left(\sum_{i=1}^4 a_3(Y_i) \right).
\end{aligned}$$

Combining the above three equalities yields (A.26). This completes the proof of Lemma 5.

C.6 Lemma 6 and its proof

Lemma 6. *If X is independent of Y , it holds that*

$$\mathbb{E}[h((X_1, Y_1), (X_2, Y_2), (X_3, Y_3), (X_4, Y_4))]^2 = \frac{1}{2} \mathcal{V}^2(X) \mathcal{V}^2(Y).$$

Proof. From Lemma 5, we can deduce

$$\mathbb{E}[h((X_1, Y_1), (X_2, Y_2), (X_3, Y_3), (X_4, Y_4))]^2 = \sum_{k=1}^6 I_k,$$

where

$$\begin{aligned}
I_1 &= \frac{1}{16} \mathbb{E} \left[\left(\sum_{\substack{1 \leq i, j \leq 4, \\ i \neq j}} d(X_i, X_j) d(Y_i, Y_j) \right)^2 \right], \\
I_2 &= \frac{1}{16} \mathbb{E} \left\{ \left[\sum_{i=1}^4 \left(\sum_{\substack{1 \leq j \leq 4, \\ j \neq i}} d(X_i, X_j) \sum_{\substack{1 \leq j \leq 4, \\ j \neq i}} d(Y_i, Y_j) \right) \right]^2 \right\}, \\
I_3 &= \frac{1}{576} \mathbb{E} \left[\left(\sum_{\substack{1 \leq i, j \leq 4, \\ i \neq j}} d(X_i, X_j) \sum_{\substack{1 \leq i, j \leq 4, \\ i \neq j}} d(Y_i, Y_j) \right)^2 \right], \\
I_4 &= -\frac{1}{8} \mathbb{E} \left\{ \left(\sum_{\substack{1 \leq i, j \leq 4, \\ i \neq j}} d(X_i, X_j) d(Y_i, Y_j) \right) \left[\sum_{i=1}^4 \left(\sum_{\substack{1 \leq j \leq 4, \\ j \neq i}} d(X_i, X_j) \sum_{\substack{1 \leq j \leq 4, \\ j \neq i}} d(Y_i, Y_j) \right) \right] \right\}, \\
I_5 &= \frac{1}{48} \mathbb{E} \left[\left(\sum_{\substack{1 \leq i, j \leq 4, \\ i \neq j}} d(X_i, X_j) d(Y_i, Y_j) \right) \left(\sum_{\substack{1 \leq i, j \leq 4, \\ i \neq j}} d(X_i, X_j) \right) \left(\sum_{\substack{1 \leq i, j \leq 4, \\ i \neq j}} d(Y_i, Y_j) \right) \right],
\end{aligned}$$

and

$$I_6 = -\frac{1}{48} \mathbb{E} \left\{ \left[\sum_{i=1}^4 \left(\sum_{\substack{1 \leq j \leq 4, \\ j \neq i}} d(X_i, X_j) \sum_{\substack{1 \leq j \leq 4, \\ j \neq i}} d(Y_i, Y_j) \right) \right] \right. \\ \left. \times \left(\sum_{\substack{1 \leq i, j \leq 4, \\ i \neq j}} d(X_i, X_j) \right) \left(\sum_{\substack{1 \leq i, j \leq 4, \\ i \neq j}} d(Y_i, Y_j) \right) \right\}.$$

Since $\mathbb{E}[d(X_1, X_2)d(X_1, X_3)] = 0$ and $\mathbb{E}[d(X_1, X_2)] = 0$, under the independence of X and Y we have

$$I_1 = \frac{3}{2} \mathbb{E}[d^2(X_1, X_2)] \mathbb{E}[d^2(Y_1, Y_2)]$$

and

$$I_2 = \frac{1}{16} \sum_{i=1}^4 \left[\mathbb{E} \left(\sum_{\substack{1 \leq j \leq 4, \\ j \neq i}} d(X_i, X_j) \right)^2 \mathbb{E} \left(\sum_{\substack{1 \leq j \leq 4, \\ j \neq i}} d(Y_i, Y_j) \right)^2 \right] \\ + \frac{1}{16} \sum_{\substack{1 \leq i, k \leq 4, \\ i \neq k}} \left\{ \mathbb{E} \left[\left(\sum_{\substack{1 \leq j \leq 4, \\ j \neq i}} d(X_i, X_j) \right) \left(\sum_{\substack{1 \leq l \leq 4, \\ l \neq k}} d(X_k, X_l) \right) \right] \right. \\ \left. \times \mathbb{E} \left[\left(\sum_{\substack{1 \leq j \leq 4, \\ j \neq i}} d(Y_i, Y_j) \right) \left(\sum_{\substack{1 \leq l \leq 4, \\ l \neq k}} d(Y_k, Y_l) \right) \right] \right\} \\ = \frac{1}{16} \times 4 \times 3 \mathbb{E}[d^2(X_1, X_2)] \times 3 \mathbb{E}[d^2(Y_1, Y_2)] + \frac{1}{16} \sum_{\substack{1 \leq i, k \leq 4, \\ i \neq k}} \mathbb{E}[d^2(X_i, X_k)] \mathbb{E}[d^2(Y_i, Y_k)] \\ = 3 \mathbb{E}[d^2(X_1, X_2)] \mathbb{E}[d^2(Y_1, Y_2)].$$

Similarly, we can obtain

$$I_3 = \frac{16}{576} \mathbb{E} \left(\sum_{1 \leq i < j \leq 4} d(X_i, X_j) \right)^2 \mathbb{E} \left(\sum_{1 \leq i < j \leq 4} d(Y_i, Y_j) \right)^2 \\ = \mathbb{E}[d^2(X_1, X_2)] \mathbb{E}[d^2(Y_1, Y_2)],$$

$$I_4 = -\frac{1}{4} \sum_{i=1}^4 \mathbb{E} \left\{ \left(\sum_{1 \leq k < l \leq 4} d(X_k, X_l) d(Y_k, Y_l) \right) \left(\sum_{\substack{1 \leq j \leq 4, \\ j \neq i}} d(X_i, X_j) \right) \left(\sum_{\substack{1 \leq j \leq 4, \\ j \neq i}} d(Y_i, Y_j) \right) \right\} \\ = -\frac{1}{4} \times 4 \times 3 \mathbb{E}[d^2(X_1, X_2)] \mathbb{E}[d^2(Y_1, Y_2)] = -3 \mathbb{E}[d^2(X_1, X_2)] \mathbb{E}[d^2(Y_1, Y_2)],$$

$$\begin{aligned}
I_5 &= \frac{8}{48} \sum_{1 \leq i < j \leq 4} \mathbb{E} \left[d(X_i, X_j) d(Y_i, Y_j) \left(\sum_{1 \leq k < l \leq 4} d(X_k, X_l) \right) \left(\sum_{1 \leq k < l \leq 4} d(Y_k, Y_l) \right) \right] \\
&= \mathbb{E}[d^2(X_1, X_2)] \mathbb{E}[d^2(Y_1, Y_2)],
\end{aligned}$$

and

$$\begin{aligned}
I_6 &= -\frac{4}{48} \sum_{i=1}^4 \left\{ \mathbb{E} \left[\left(\sum_{\substack{1 \leq j \leq 4, \\ j \neq i}} d(X_i, X_j) \right) \left(\sum_{1 \leq k < l \leq 4} d(X_k, X_l) \right) \right] \right. \\
&\quad \left. \times \mathbb{E} \left[\left(\sum_{\substack{1 \leq j \leq 4, \\ j \neq i}} d(Y_i, Y_j) \right) \left(\sum_{1 \leq k < l \leq 4} d(Y_k, Y_l) \right) \right] \right\} \\
&= -\frac{4 \times 4 \times 9}{48} \mathbb{E}[d^2(X_1, X_2)] \mathbb{E}[d^2(Y_1, Y_2)] = -3 \mathbb{E}[d^2(X_1, X_2)] \mathbb{E}[d^2(Y_1, Y_2)].
\end{aligned}$$

Consequently, it follows that

$$\begin{aligned}
\mathbb{E}[h((X_1, Y_1), (X_2, Y_2), (X_3, Y_3), (X_4, Y_4))]^2 &= \sum_{k=1}^6 I_k = \frac{1}{2} \mathbb{E}[d^2(X_1, X_2)] \mathbb{E}[d^2(Y_1, Y_2)] \\
&= \frac{1}{2} \mathcal{V}^2(X) \mathcal{V}^2(Y),
\end{aligned}$$

which concludes the proof of Lemma 6.

C.7 Lemma 7 and its proof

The following lemma provides some basic inequalities that are based on the Taylor expansion and serve as the fundamental ingredients for the proofs of Propositions 4–6.

Lemma 7. *For $x \geq -1$, it holds that*

$$|(1+x)^{1/2} - 1| \leq |x|, \quad (\text{A.27})$$

$$|(1+x)^{1/2} - (1+x/2)| \leq x^2/2, \quad (\text{A.28})$$

$$|(1+x)^{1/2} - (1+x/2 - x^2/8)| \leq 3|x^3|/8. \quad (\text{A.29})$$

Proof. (i) We first prove (A.27). It is evident that $1+x \leq (1+x)^{1/2} \leq 1$ for $x \in [-1, 0]$ and $1 < (1+x)^{1/2} < 1+x$ for $x \in (0, \infty)$. Thus we can obtain (A.27) directly.

(ii) We next show (A.28). Define $u_1(x) = (1+x)^{1/2} - (1+x/2)$. Then we have the derivative

$$u_1'(x) = [(1+x)^{-1/2} - 1]/2,$$

$u_1'(x) > 0$ for $x \in [-1, 0)$, and $u_1'(x) < 0$ for $x \in (0, \infty)$. Since $u_1(0) = 0$, it holds that

$u_1(x) \leq 0$ for $x \geq -1$. It remains to show that for $x \geq -1$,

$$u_1(x) \geq -x^2/2.$$

Denote by $u_2(x) = (1+x)^{1/2} - (1+x/2) + x^2/2$. Then we have

$$\begin{aligned} u_2'(x) &= \frac{1}{2}(1+x)^{1/2} - \frac{1}{2} + x, \\ u_2''(x) &= -\frac{1}{4}(1+x)^{-3/2} + 1, \end{aligned}$$

$u_2''(x) \leq 0$ for $-1 \leq x \leq 4^{-2/3} - 1$, and $u_2''(x) > 0$ for $x > 4^{-2/3} - 1$. In addition, it holds that $u_2'(-1) = +\infty$, $u_2'(0) = 0$, and $u_2'(+\infty) = +\infty$, which lead to $u_2(x) \geq \min\{u_2(-1), u_2(0)\} = 0$. Hence the proof of (A.28) is completed.

(iii) We now establish (A.29). First, the result is trivial when $x = 0$. Define $u_3(x) = (1+x)^{1/2} - (1+x/2 - x^2/8)$. Then we have

$$\begin{aligned} u_3'(x) &= \frac{1}{2}[(1+x)^{-1/2} - 1 + x/2] \\ &= \frac{1}{2}(1+x)^{-1}[(1+x)^{1/2} - (1+x/2 - x^2/2)]. \end{aligned}$$

It has been shown in the proof above that $(1+x)^{1/2} - (1+x/2) + x^2/2 \geq 0$ for $x \geq -1$. Thus $u_3'(x) \geq 0$ for $x \geq -1$. It follows that $u_3(x) \leq 0$ for $-1 \leq x \leq 0$ and $u_3(x) > 0$ for $x > 0$. Now it remains to show that for $x \in [-1, 0) \cup (0, \infty)$,

$$u_3(x)/x^3 \leq 3/8.$$

It is easy to show that

$$\left(\frac{u_3(x)}{x^3}\right)' = \frac{u_4(x)}{2x^4},$$

where $u_4(x) = -5(1+x)^{1/2} - (1+x)^{-1/2} + 2x - x^2/4 + 6$.

Observe that

$$\begin{aligned} u_4'(x) &= -\frac{5}{2}(1+x)^{-1/2} + \frac{1}{2}(1+x)^{-3/2} + 2 - \frac{x}{2}, \\ u_4''(x) &= \frac{5}{4}(1+x)^{-3/2} - \frac{3}{4}(1+x)^{-5/2} - \frac{1}{2}, \\ u_4'''(x) &= -\frac{15}{8}x(1+x)^{-7/2}, \end{aligned}$$

$u_4'''(x) > 0$ for $x \in [-1, 0)$, and $u_4'''(x) < 0$ for $x > 0$. Furthermore, $u_4''(0) = 0$ and thus $u_4'(x) \leq 0$ for any $x \in [-1, 0) \cup (0, \infty)$. In addition, $u_4'(0) = 0$ and thus $u_4(x) > 0$ for $x \in [-1, 0)$ and $u_4(x) < 0$ for $x \in (0, \infty)$. Since $u_4(0) = 0$, it follows that $u_4(x) < 0$ for any

$x \in [-1, 0) \cup (0, \infty)$, which entails that

$$\frac{u_3(x)}{x^3} \leq \frac{u_3(x)}{x^3} \Big|_{x=-1} = \frac{3}{8}.$$

This completes the proof of Lemma 7.

C.8 Lemma 8 and its proof

Lemma 8. *If $\mathbb{E}[\|X\|^2] < \infty$, then we have*

$$\mathbb{E}[W_{12}^2] = B_X^{-2} (2[\mathbb{E}\|X\|^4 - (\mathbb{E}\|X\|^2)^2] + 4\mathbb{E}[(X_1^T X_2)^2]), \quad (\text{A.30})$$

$$\mathbb{E}[W_{12}W_{13}] = B_X^{-2} [\mathbb{E}\|X\|^4 - (\mathbb{E}\|X\|^2)^2]. \quad (\text{A.31})$$

Proof. Define $\alpha_1(X) = \|X\|^2 - \mathbb{E}[\|X\|^2]$ and $\alpha_2(X_1, X_2) = X_1^T X_2$. By the definition of W_{12} and W_{13} , we have

$$\mathbb{E}[W_{12}^2] = B_X^{-2} \mathbb{E}\{[\alpha_1(X_1) + \alpha_1(X_2) - 2\alpha_2(X_1, X_2)]^2\},$$

$$\mathbb{E}[W_{12}W_{13}] = B_X^{-2} \mathbb{E}\{[\alpha_1(X_1) + \alpha_1(X_2) - 2\alpha_2(X_1, X_2)][\alpha_1(X_1) + \alpha_1(X_3) - 2\alpha_2(X_1, X_3)]\}.$$

Since $\mathbb{E}[\alpha_1(X)] = 0$ and $\mathbb{E}(X) = 0$, by expanding the products above we can deduce

$$\begin{aligned} \mathbb{E}[W_{12}^2] &= B_X^{-2} (2\mathbb{E}[\alpha_1^2(X_1)] + 4\mathbb{E}[\alpha_2^2(X_1, X_2)]) \\ &= B_X^{-2} (2[\mathbb{E}\|X\|^4 - (\mathbb{E}\|X\|^2)^2] + 4\mathbb{E}[(X_1^T X_2)^2]) \end{aligned} \quad (\text{A.32})$$

and

$$\mathbb{E}[W_{12}W_{13}] = B_X^{-2} \mathbb{E}[\alpha_1^2(X_1)] = B_X^{-2} [\mathbb{E}\|X\|^4 - (\mathbb{E}\|X\|^2)^2]. \quad (\text{A.33})$$

The desired result then follows immediately. This concludes the proof of Lemma 8.

C.9 Lemma 9 and its proof

Lemma 9. *If $\mathbb{E}[\|X\|^4] < \infty$, then we have*

$$\begin{aligned} &\mathbb{E}[W_{12}W_{13}W_{24}W_{34}] - 4\mathbb{E}[W_{12}W_{13}W_{24}W_{45}] + 2(\mathbb{E}[W_{12}W_{13}])^2 \\ &= 16B_X^{-4} \mathbb{E}[(X_1^T \Sigma_x X_2)^2]. \end{aligned} \quad (\text{A.34})$$

Proof. By the definition of W_{ij} , we have

$$\begin{aligned} & \mathbb{E}[W_{12}W_{13}W_{24}W_{34}] \\ &= B_X^{-4} \mathbb{E}\{ [\alpha_1(X_1) + \alpha_1(X_2) - 2\alpha_2(X_1, X_2)] [\alpha_1(X_1) + \alpha_1(X_3) - 2\alpha_2(X_1, X_3)] \\ & \quad \times [\alpha_1(X_2) + \alpha_1(X_4) - 2\alpha_2(X_2, X_4)] [\alpha_1(X_3) + \alpha_1(X_4) - 2\alpha_2(X_3, X_4)] \}. \end{aligned}$$

Noting that $\mathbb{E}[\alpha_1(X_1)] = 0$ and $\mathbb{E}[X] = 0$, it follows from expanding the above product and the symmetry of X_1, \dots, X_4 that

$$\begin{aligned} \mathbb{E}[W_{12}W_{13}W_{24}W_{34}] &= B_X^{-4} \{ 2(\mathbb{E}[\alpha_1^2(X)])^2 + 16\mathbb{E}[\alpha_2(X_1, X_2)\alpha_2(X_1, X_3)\alpha_1(X_2)\alpha_1(X_3)] \\ & \quad + 16\mathbb{E}[\alpha_2(X_1, X_2)\alpha_2(X_1, X_3)\alpha_2(X_2, X_4)\alpha_2(X_3, X_4)] \}. \end{aligned}$$

By the same token, we can deduce

$$\begin{aligned} & \mathbb{E}[W_{12}W_{13}W_{24}W_{45}] \\ &= B_X^{-4} \mathbb{E}\{ [\alpha_1(X_1) + \alpha_1(X_2) - 2\alpha_2(X_1, X_2)] [\alpha_1(X_1) + \alpha_1(X_3) - 2\alpha_2(X_1, X_3)] \\ & \quad \times [\alpha_1(X_2) + \alpha_1(X_4) - 2\alpha_2(X_2, X_4)] [\alpha_1(X_4) + \alpha_1(X_5) - 2\alpha_2(X_4, X_5)] \}, \\ &= B_X^{-4} \{ (\mathbb{E}[\alpha_1^2(X)])^2 + 4\mathbb{E}[\alpha_2(X_1, X_2)\alpha_2(X_1, X_3)\alpha_1(X_2)\alpha_1(X_3)] \}. \end{aligned}$$

Therefore, combining the above expressions with (A.33) results in

$$\begin{aligned} & \mathbb{E}[W_{12}W_{13}W_{24}W_{34}] - 4\mathbb{E}[W_{12}W_{13}W_{24}W_{45}] + 2(\mathbb{E}[W_{12}W_{13}])^2 \\ &= 16B_X^{-4} \mathbb{E}[\alpha_2(X_1, X_2)\alpha_2(X_1, X_3)\alpha_2(X_2, X_4)\alpha_2(X_3, X_4)] = 16B_X^{-4} \mathbb{E}[(X_1^T \Sigma_x X_2)^2], \end{aligned}$$

which completes the proof of Lemma 9.

D Theoretical results for the case of $1/2 < \tau \leq 1$

D.1 Theory

In this section, we introduce our parallel results of Theorems 2 and 4 for the case of $1/2 < \tau \leq 1$. When $\mathbb{E}[\|X\|^{2+2\tau}] + \mathbb{E}[\|Y\|^{2+2\tau}] < \infty$ for a larger value of τ with $1/2 < \tau \leq 1$, the key ingredient is that higher-order Taylor expansions can be applied while bounding $\mathbb{E}[g(X_1, X_2, X_3, X_4)]$. We start with presenting the expansion of $\mathbb{E}[g(X_1, X_2, X_3, X_4)]$ for

$1/2 < \tau \leq 1$. Let us define

$$\begin{aligned}\mathcal{G}_1(X) &= |\mathbb{E}[(X_1^T X_2)^2 X_1^T \Sigma_x^2 X_2]|, \quad \mathcal{G}_2(X) = \mathbb{E}[\|X_1\|^2 (X_1^T \Sigma_x X_2)^2], \\ \mathcal{G}_3(X) &= \mathbb{E}[X^T X X^T] \Sigma_x^2 \mathbb{E}[X X^T X], \\ N_\tau(X) &= \frac{\mathbb{E}[(X_1^T \Sigma_x X_2)^2] + B_X^{-2\tau} L_{x,\tau}^{(2+\tau)/(1+\tau)} + B_X^{-1} \sum_{i=1}^3 \mathcal{G}_i(X)}{(\mathbb{E}[(X_1^T X_2)^2])^2}.\end{aligned}$$

We also have $\mathcal{G}_1(Y), \mathcal{G}_2(Y), \mathcal{G}_3(Y)$, and $N_\tau(Y)$ that are defined in a similar way.

Proposition 7. *If $\mathbb{E}[\|X\|^{4+4\tau}] < \infty$ for some $1/2 < \tau \leq 1$, then there exists some absolute positive constant C such that*

$$\begin{aligned}& |\mathbb{E}[g(X_1, X_2, X_3, X_4)]| \\ & \leq C \{ B_X^{-2} \mathbb{E}[(X_1^T \Sigma_x X_2)^2] + B_X^{-3} \sum_{i=1}^3 \mathcal{G}_i(X) + B_X^{-(2+2\tau)} L_{x,\tau}^{(2+\tau)/(1+\tau)} \}.\end{aligned}\tag{A.35}$$

The proof of Proposition 7 is given in Section D.3. We can establish the following central limit theorem and the associated rate of convergence for the case of $1/2 < \tau \leq 1$ by substituting the bounds in Propositions 4-5 and 7 into Theorem 3.

Theorem 5. *Assume that $\mathbb{E}[\|X\|^{4+4\tau}] + \mathbb{E}[\|Y\|^{4+4\tau}] < \infty$ for some $1/2 < \tau \leq 1$ and*

$$B_X^{-1} L_{x,1/2} / \mathbb{E}[(X_1^T X_2)^2] \leq \frac{1}{18},\tag{A.36}$$

$$B_Y^{-1} L_{y,1/2} / \mathbb{E}[(Y_1^T Y_2)^2] \leq \frac{1}{18}.\tag{A.37}$$

Then under the independence of X and Y , we have

$$\begin{aligned}& \sup_{x \in \mathbb{R}} |\mathbb{P}(T_n \leq x) - \Phi(x)| \\ & \leq C \left\{ [N_\tau(X) N_\tau(Y)]^{(1+\tau)/2} + \frac{n^{-\tau} L_{x,\tau} L_{y,\tau}}{(\mathbb{E}[(X_1^T X_2)^2] \mathbb{E}[(Y_1^T Y_2)^2])^{1+\tau}} \right\}^{1/(3+2\tau)}.\end{aligned}\tag{A.38}$$

The proof of Theorem 5 is provided in Section D.2. Theorem 6 below is a direct corollary of Theorem 5.

Theorem 6. *Assume that $\mathbb{E}[\|X\|^{4+4\tau}] + \mathbb{E}[\|Y\|^{4+4\tau}] < \infty$ for some $1/2 < \tau \leq 1$ and (20) holds as $n \rightarrow \infty$ and $p + q \rightarrow \infty$. In addition, assume that (A.36) and $N_\tau(X) \rightarrow 0$ are satisfied as $p \rightarrow \infty$, and that (A.37) and $N_\tau(Y) \rightarrow 0$ are satisfied as $q \rightarrow \infty$. Then under the independence of X and Y , we have*

$$T_n \xrightarrow{\mathcal{D}} N(0, 1).$$

D.2 Proof of Theorem 5

Note that (A.36), (A.37), and Proposition 5 entail that

$$\mathcal{V}^2(X) \geq B_X^{-1} \mathbb{E}[(X_1^T X_2)^2]/2 \quad \text{and} \quad \mathcal{V}^2(Y) \geq B_Y^{-1} \mathbb{E}[(Y_1^T Y_2)^2]/2, \quad (\text{A.39})$$

which together with (A.35) leads to

$$\frac{|\mathbb{E}[g(X_1, X_2, X_3, X_4)]\mathbb{E}[g(Y_1, Y_2, Y_3, Y_4)]|}{[\mathcal{V}^2(X)\mathcal{V}^2(Y)]^2} \leq N_\tau(X)N_\tau(Y).$$

It follows from Proposition 4 and (A.39) that

$$\frac{\mathbb{E}[|d(X_1, X_2)|^{2+2\tau}]\mathbb{E}[|d(Y_1, Y_2)|^{2+2\tau}]}{n^\tau[\mathcal{V}^2(X)\mathcal{V}^2(Y)]^{1+\tau}} \leq \frac{n^{-\tau}L_{x,\tau}L_{y,\tau}}{(\mathbb{E}[(X_1^T X_2)^2]\mathbb{E}[(Y_1^T Y_2)^2])^{1+\tau}}.$$

Therefore, we can obtain the desired result (A.38) by Theorem 3, which concludes the proof of Theorem 5.

D.3 Proof of Proposition 7

It suffices to analyze the terms on the right hand side of (58). Compared to Proposition 6, we assume higher moments and thus we can conduct higher-order Taylor expansions for term $(1 + W_{12})^{1/2}$.

Let us first deal with term G_1 . Denote by $D_1 = \{\max(W_{12}, W_{13}, W_{24}, W_{34}) \leq 1\}$ and D_1^c the complement of D_1 . Following the notation in the proof of Proposition 6, by (A.27) and (A.29) we can deduce

$$\begin{aligned} G_1 &= B_X^2 \mathbb{E} \left(\left[\frac{1}{2}W_{12} - \frac{1}{8}W_{12}^2 + O(1)(|W_{12}|^3) \right] \left[\frac{1}{2}W_{13} - \frac{1}{8}W_{13}^2 + O(1)(|W_{13}|^3) \right] \right. \\ &\quad \times \left. \left[\frac{1}{2}W_{24} - \frac{1}{8}W_{24}^2 + O(1)(|W_{24}|^3) \right] \left[\frac{1}{2}W_{34} - \frac{1}{8}W_{34}^2 + O(1)(|W_{34}|^3) \right] \mathbb{1}\{D_1\} \right) \\ &\quad + O(1)B_X^2 \mathbb{E}[|W_{12}W_{13}W_{24}W_{34}| \mathbb{1}\{D_1^c\}]. \end{aligned}$$

By expanding the products and reorganizing the terms, it holds that

$$\begin{aligned} G_1 &= \frac{B_X^2}{16} \left(\mathbb{E}[W_{12}W_{13}W_{24}W_{34}] - \mathbb{E}[W_{12}^2W_{13}W_{24}W_{34}] + O(1)\mathbb{E}[W_{12}^2W_{13}^2|W_{24}W_{34}| \mathbb{1}\{D_1\}] \right. \\ &\quad + O(1)\mathbb{E}[W_{12}^2W_{34}^2|W_{13}W_{24}| \mathbb{1}\{D_1\}] + O(1)\mathbb{E}[|W_{12}|^3|W_{13}W_{24}W_{34}| \mathbb{1}\{D_1\}] \\ &\quad \left. + O(1)\mathbb{E}[|W_{12}W_{13}W_{24}W_{34}| \mathbb{1}\{D_1^c\}] \right). \end{aligned}$$

Furthermore, if $\mathbb{E}[\|X\|^{4+4\tau}] < \infty$ for some $1/2 < \tau \leq 1$, then an application of Chebyshev's

inequality and the Cauchy–Schwarz inequality results in

$$\begin{aligned}
& |\mathbb{E}[W_{12}^2 W_{13}^2 | W_{24} W_{34} | \mathbb{1}(D_1)]| \\
& \leq \mathbb{E}[|W_{12}|^{1+\tau} |W_{13}|^{1+\tau} |W_{24} W_{34}|] \\
& = \mathbb{E}\{\mathbb{E}[|W_{12}|^{1+\tau} |W_{13}|^{1+\tau} |X_2, X_3] \mathbb{E}[|W_{24} W_{34}| |X_2, X_3]\} \\
& = \mathbb{E}\{(\mathbb{E}[|W_{12}|^{2+2\tau} |X_2])^{\frac{2+\tau}{2+2\tau}} \mathbb{E}\{(\mathbb{E}[|W_{13}|^{2+2\tau} |X_3])^{\frac{2+\tau}{2+2\tau}}\}\} \\
& \leq (\mathbb{E}[|W_{12}|^{2+2\tau}])^{\frac{2+\tau}{2+2\tau}} (\mathbb{E}[|W_{13}|^{2+2\tau}])^{\frac{2+\tau}{2+2\tau}} = (\mathbb{E}[|W_{12}|^{2+2\tau}])^{\frac{2+\tau}{1+\tau}}.
\end{aligned}$$

By the same token, we can obtain

$$\begin{aligned}
\mathbb{E}[W_{12}^2 W_{34}^2 | W_{13} W_{24} | \mathbb{1}(D_1)] & \leq \mathbb{E}[|W_{12}|^{1+\tau} |W_{34}|^{1+\tau} |W_{13} W_{24}|] \\
& \leq (\mathbb{E}[|W_{12}|^{2+2\tau}])^{\frac{2+\tau}{1+\tau}}, \\
\mathbb{E}[|W_{12}|^3 | W_{13} W_{24} W_{34} | \mathbb{1}(D_1)] & \leq \mathbb{E}[|W_{12}|^{1+2\tau} |W_{13} W_{24} W_{34}|] \\
& \leq (\mathbb{E}[|W_{12}|^{2+2\tau}])^{\frac{2+\tau}{1+\tau}},
\end{aligned}$$

and

$$\begin{aligned}
\mathbb{E}[|W_{12} W_{13} W_{24} W_{34}| \mathbb{1}(D_1^c)] & \leq 4\mathbb{E}[|W_{12}|^{1+2\tau} |W_{13} W_{24} W_{34}|] \\
& \leq 4(\mathbb{E}[|W_{12}|^{2+2\tau}])^{\frac{2+\tau}{1+\tau}}.
\end{aligned}$$

In consequence, it follows that

$$G_1 = \frac{B_X^2}{16} \left(\mathbb{E}[W_{12} W_{13} W_{24} W_{34}] - \mathbb{E}[W_{12}^2 W_{13} W_{24} W_{34}] + O(1)(\mathbb{E}[|W_{12}|^{2+2\tau}])^{\frac{2+\tau}{1+\tau}} \right). \quad (\text{A.40})$$

As for term G_2 , let $D_2 = \{\max(W_{12}, W_{13}, W_{24}, W_{45}) \leq 1\}$ and D_2^c be its complement. Similarly, by (A.27) and (A.29) we can obtain

$$\begin{aligned}
G_2 & = \frac{B_X^2}{64} \left(4\mathbb{E}[W_{12} W_{13} W_{24} W_{45}] - \mathbb{E}[W_{12}^2 W_{13} W_{24} W_{45}] - \mathbb{E}[W_{12} W_{13}^2 W_{24} W_{45}] \right. \\
& \quad \left. - \mathbb{E}[W_{12} W_{13} W_{24}^2 W_{45}] - \mathbb{E}[W_{12} W_{13} W_{24} W_{45}^2] + O(1)(\mathbb{E}[|W_{12}|^{2+2\tau}])^{\frac{2+\tau}{1+\tau}} \right). \quad (\text{A.41})
\end{aligned}$$

We now consider term G_3^2 . Define $D_3 = \{\max(W_{12}, W_{13}) \leq 1\}$ and D_3^c its complement. Similarly, we can show that

$$G_3 = B_X \left(\frac{1}{4} \mathbb{E}[W_{12} W_{13}] - \frac{1}{8} \mathbb{E}[W_{12}^2 W_{13} \mathbb{1}\{D_3\}] + O(1)\delta_2 \right),$$

where $\delta_2 = \mathbb{E}[W_{12}^2 W_{13}^2 \mathbb{1}\{D_3\}] + \mathbb{E}[|W_{12} W_{13}^3| \mathbb{1}\{D_3\}] + \mathbb{E}[|W_{12} W_{13}| \mathbb{1}\{D_3^c\}]$. Note that when

$\mathbb{E}\|X\|^{4+4\tau} < \infty$ for some $1/2 < \tau \leq 1$, it follows from Chebyshev's inequality that

$$\begin{aligned} \delta_2 \cdot |\mathbb{E}[W_{12}W_{13}]| &\leq \mathbb{E}[|W_{12}|^{1+\tau}|W_{13}|^{1+\tau}]\mathbb{E}[|W_{12}W_{13}|] + 3\mathbb{E}[|W_{12}||W_{13}|^{1+2\tau}]\mathbb{E}[|W_{12}W_{13}|] \\ &\leq 4(\mathbb{E}[|W_{12}|^{2+2\tau}])^{\frac{2+\tau}{1+\tau}}, \end{aligned}$$

$$\delta_2 \mathbb{E}[|W_{12}^2 W_{13}|] \leq 4\mathbb{E}[|W_{12}||W_{13}|^{2\tau}]\mathbb{E}[|W_{12}^2 W_{13}|] \leq 4(\mathbb{E}[|W_{12}|^{2+2\tau}])^{\frac{2+\tau}{1+\tau}},$$

$$\begin{aligned} \delta_2^2 &\leq 3(\mathbb{E}[W_{12}^2 W_{13}^2 \mathbb{1}(D_3)])^2 + 3(\mathbb{E}[|W_{12} W_{13}^3| \mathbb{1}(D_3)])^2 + 3(\mathbb{E}[|W_{12} W_{13}| \mathbb{1}(D_3^c)])^2 \\ &\leq 18(\mathbb{E}[|W_{12}||W_{13}|^{1+\tau}])^2 \leq 18(\mathbb{E}[|W_{12}|^{2+2\tau}])^{\frac{2+\tau}{1+\tau}}, \end{aligned}$$

$$\begin{aligned} \mathbb{E}[|W_{12} W_{13}|]\mathbb{E}[|W_{12}^2 W_{13}| \mathbb{1}(D_3^c)] &\leq \mathbb{E}[|W_{12} W_{13}|](\mathbb{E}[|W_{12}|^2 |W_{13}|^{2\tau}] + \mathbb{E}[|W_{12}|^{1+2\tau} |W_{13}|]) \\ &\leq 2(\mathbb{E}[|W_{12}|^{2+2\tau}])^{\frac{2+\tau}{1+\tau}}, \end{aligned}$$

and

$$(\mathbb{E}[W_{12}^2 W_{13} \mathbb{1}(D_3)])^2 \leq (\mathbb{E}[W_{12}^2 |W_{13}|^\tau])^2 \leq (\mathbb{E}[|W_{12}|^{2+2\tau}])^{\frac{2+\tau}{1+\tau}}.$$

Thus we can deduce

$$G_3^2 = \frac{B_X^2}{16} ((\mathbb{E}[W_{12}W_{13}])^2 - \mathbb{E}[W_{12}W_{13}]\mathbb{E}[W_{12}^2 W_{13}] + O(1)(\mathbb{E}[|W_{12}|^{2+2\tau}])^{\frac{2+\tau}{1+\tau}}). \quad (\text{A.42})$$

Then we deal with term ΔG_4 . Denote by $D_4 = \{\max(W_{12}, W_{13}, W_{24}) \leq 1\}$ and D_4^c its complement. By (A.27) and (A.28), we have for $1/2 < \tau \leq 1$,

$$\begin{aligned} G_4 &= B_X^{3/2} \mathbb{E}\{[(1 + W_{12})^{1/2} - 1][(1 + W_{13})^{1/2} - 1][(1 + W_{24})^{1/2} - 1]\} \\ &= B_X^{3/2} \mathbb{E}\{[W_{12}/2 + O(W_{12}^2)][W_{13}/2 + O(W_{13}^2)][W_{24}/2 + O(W_{24}^2)] \mathbb{1}(D_4)\} \\ &\quad + O(1)\mathbb{E}[|W_{12}W_{13}W_{24}| \mathbb{1}(D_4^c)] \\ &= B_X^{3/2} \left(\frac{1}{8} \mathbb{E}[W_{12}W_{13}W_{24}] + O(1)(\mathbb{E}[|W_{12}|^{2\tau} |W_{13}W_{24}|] + \mathbb{E}[|W_{13}|^{2\tau} |W_{12}W_{24}|]) \right). \end{aligned}$$

Moreover, it holds that

$$\begin{aligned} \Delta &= B_X^{1/2} \mathbb{E}[(1 + W_{12})^{1/2} - 1] \\ &= B_X^{1/2} \mathbb{E}[(W_{12}/2 - W_{12}^2/8 + O(1)(W_{12}^3)] \mathbb{1}\{W_{12} \leq 1\} + O(1)B_X^{1/2} \mathbb{E}[|W_{12}| \mathbb{1}\{W_{12} > 1\}] \\ &= B_X^{1/2} \left(-\frac{1}{8} \mathbb{E}[W_{12}^2] + O(1)(\mathbb{E}[|W_{12}|^3 \mathbb{1}\{W_{12} \leq 1\}] + \mathbb{E}[|W_{12}|^2 \mathbb{1}\{W_{12} > 1\}]) \right). \end{aligned}$$

Observe from (63) that for $1/2 < \tau \leq 1$, we have

$$\begin{aligned} \mathbb{E}[|W_{12}W_{13}W_{24}|] (\mathbb{E}[|W_{12}|^3 \mathbb{1}\{W_{12} \leq 1\}] + \mathbb{E}[|W_{12}|^2 \mathbb{1}\{W_{12} > 1\}]) &\leq C(\mathbb{E}[W_{12}^2])^{3/2} \mathbb{E}[|W_{12}|^{1+2\tau}] \\ &\leq C(\mathbb{E}[|W_{12}|^{2+2\tau}])^{\frac{2+\tau}{1+\tau}} \end{aligned}$$

and

$$\begin{aligned} &(\mathbb{E}[|W_{12}|^{2\tau}|W_{13}W_{24}|] + \mathbb{E}[|W_{13}|^{2\tau}|W_{12}W_{24}|]) (\mathbb{E}[|W_{12}|^3 \mathbb{1}\{W_{12} \leq 1\}] + \mathbb{E}[|W_{12}|^2 \mathbb{1}\{W_{12} > 1\}]) \\ &\leq (\mathbb{E}[|W_{12}|^{2\tau}|W_{13}W_{24}|] + \mathbb{E}[|W_{13}|^{2\tau}|W_{12}W_{24}|]) \mathbb{E}[W_{12}^2] \\ &\leq 2(\mathbb{E}[|W_{12}|^{2+2\tau}])^{\frac{2+\tau}{1+\tau}}. \end{aligned}$$

Hence it follows that

$$\Delta G_4 = \frac{B_X^2}{64} (-\mathbb{E}[W_{12}^2] \mathbb{E}[W_{12}W_{13}W_{24}] + O(1)(\mathbb{E}[|W_{12}|^{2+2\tau}])^{\frac{2+\tau}{1+\tau}}). \quad (\text{A.43})$$

As for term $\Delta^2 G_3$, by (54) and (A.27) we have for $1/2 < \tau \leq 1$,

$$\begin{aligned} |\Delta^2 G_3| &\leq CB_X^2 \mathbb{E}[|W_{12}|^{2+2\tau}] \mathbb{E}[|W_{12}W_{13}|] \\ &\leq CB_X^2 (\mathbb{E}[|W_{12}|^{2+2\tau}])^{\frac{2+\tau}{1+\tau}}. \end{aligned} \quad (\text{A.44})$$

Note that (53) entails that

$$\begin{aligned} |\Delta^4| &\leq CB_X^2 (\mathbb{E}[|W_{12}|^3 \mathbb{1}\{W_{12} \leq 1\}] + \mathbb{E}[W_{12}^2 \mathbb{1}\{W_{12} > 1\}])^2 \\ &\leq CB_X^2 (\mathbb{E}[|W_{12}|^{2+\tau}])^2 \leq CB_X^2 (\mathbb{E}[|W_{12}|^{2+2\tau}])^{\frac{2+\tau}{1+\tau}}. \end{aligned} \quad (\text{A.45})$$

Finally, substituting (A.40)–(A.45) into (58) yields

$$\mathbb{E}[g(X_1, X_2, X_3, X_4)] = \frac{B_X^2}{16} \left(E_1 + E_2 + O(1)(\mathbb{E}[|W_{12}|^{2+2\tau}])^{\frac{2+\tau}{1+\tau}} \right), \quad (\text{A.46})$$

where

$$E_1 = \mathbb{E}[W_{12}W_{13}W_{24}W_{34}] - 4\mathbb{E}[W_{12}W_{13}W_{24}W_{45}] + 2(\mathbb{E}[W_{12}W_{13}])^2$$

and

$$\begin{aligned} E_2 &= -\mathbb{E}[W_{12}^2 W_{13}W_{24}W_{34}] + \mathbb{E}[W_{12}^2 W_{13}W_{24}W_{45}] + \mathbb{E}[W_{12}W_{13}^2 W_{24}W_{45}] \\ &\quad + \mathbb{E}[W_{12}W_{13}W_{24}^2 W_{45}] + \mathbb{E}[W_{12}W_{13}W_{24}W_{45}^2] - 2\mathbb{E}[W_{12}W_{13}]\mathbb{E}[W_{12}^2 W_{13}] \\ &\quad - \mathbb{E}[W_{12}^2]\mathbb{E}[W_{12}W_{13}W_{24}]. \end{aligned} \quad (\text{A.47})$$

By some algebra, we can obtain Lemma 10 in Section D.4. Recall that $B_X = 2\mathbb{E}[|X|^2]$.

Then the equalities obtained above along with Lemma 9 lead to

$$E_1 + E_2 = 16B_X^{-5} \left(6\mathbb{E}[\|X\|^2]\mathbb{E}[(X_1^T \Sigma_x X_2)^2] + \mathbb{E}[X^T X X^T] \Sigma_x^2 \mathbb{E}[X X^T X] \right. \\ \left. + 2\mathbb{E}[(X_1^T X_2)^2 X_1^T \Sigma_x^2 X_2] - 4\mathbb{E}[\|X_1\|^2 (X_1^T \Sigma_x X_2)^2] \right).$$

Therefore, we can obtain the desired result (A.35). This completes the proof of Proposition 7.

D.4 Lemma 10 and its proof

Lemma 10. *It holds that*

$$E_2 = 16B_X^{-5} \left(\mathbb{E}[X^T X X^T] \Sigma_x^2 \mathbb{E}[X X^T X] + 2\mathbb{E}[(X_1^T X_2)^2 X_1^T \Sigma_x^2 X_2] \right. \\ \left. - 4\mathbb{E}[\|X_1\|^2 (X_1^T \Sigma_x X_2)^2] + 4\mathbb{E}[\|X\|^2] \mathbb{E}[(X_1^T \Sigma_x X_2)^2] \right). \quad (\text{A.48})$$

Proof. In view of the notation in the proofs of Lemmas 8 and 9, it holds that $\alpha_1(X) = \|X\|^2 - \mathbb{E}[\|X\|^2]$ and $\alpha_2(X_1, X_2) = X_1^T X_2$. Thus we have

$$W_{12} = B_X^{-1} [\alpha_1(X_1) + \alpha_1(X_2) - 2\alpha_2(X_1, X_2)].$$

Then it follows that

$$\mathbb{E}[W_{12}^2 W_{13} W_{24} W_{34}] \\ = B_X^{-5} \mathbb{E} \left\{ [\alpha_1(X_1) + \alpha_1(X_2) - 2\alpha_2(X_1, X_2)]^2 [\alpha_1(X_1) + \alpha_1(X_3) - 2\alpha_2(X_1, X_3)] \right. \\ \left. \times [\alpha_1(X_2) + \alpha_1(X_4) - 2\alpha_2(X_2, X_4)] [\alpha_1(X_3) + \alpha_1(X_4) - 2\alpha_2(X_3, X_4)] \right\}.$$

The idea of the proof is to expand the products. Since X_1, X_2, X_3 , and X_4 are i.i.d., we can deduce

$$\mathbb{E}[W_{12}^2 W_{13} W_{24} W_{34}] \\ = B_X^{-5} (2D_1 + 8D_2 - 20D_3 - 16D_4 - 8D_5 + 24D_6 + 32D_7 + 16D_8 - 48D_9 - 32D_{10} + 64D_{11}),$$

where

$$\begin{aligned}
D_1 &= \mathbb{E}[\alpha_1^2(X)]\mathbb{E}[\alpha_1^3(X)], \\
D_2 &= \mathbb{E}[\alpha_1^2(X)]\mathbb{E}[\alpha_2^2(X_1, X_2)\alpha_1(X_2)], \\
D_3 &= \mathbb{E}[\alpha_1^2(X)]\mathbb{E}[\alpha_1(X_1)\alpha_1(X_2)\alpha_2(X_1, X_2)], \\
D_4 &= \mathbb{E}[\alpha_1(X_3)\alpha_2(X_1, X_3)\alpha_2^2(X_1, X_2)\alpha_1(X_2)], \\
D_5 &= \mathbb{E}[\alpha_2^2(X_1, X_2)]\mathbb{E}[\alpha_1(X_1)\alpha_1(X_2)\alpha_2(X_1, X_2)], \\
D_6 &= \mathbb{E}[\alpha_1(X_3)\alpha_2(X_1, X_3)\alpha_2(X_1, X_2)\alpha_1^2(X_2)], \\
D_7 &= \mathbb{E}[\alpha_2(X_3, X_4)\alpha_2(X_1, X_3)\alpha_1(X_4)\alpha_2^2(X_1, X_2)], \\
D_8 &= \mathbb{E}[\alpha_1(X_1)\alpha_1(X_2)\alpha_1(X_3)\alpha_2(X_1, X_3)\alpha_2(X_1, X_2)], \\
D_9 &= \mathbb{E}[\alpha_2(X_3, X_4)\alpha_1(X_4)\alpha_2(X_1, X_3)\alpha_2(X_1, X_2)\alpha_1(X_2)], \\
D_{10} &= \mathbb{E}[\alpha_2(X_3, X_4)\alpha_2(X_2, X_4)\alpha_2(X_1, X_3)\alpha_2^2(X_1, X_2)], \\
D_{11} &= \mathbb{E}[\alpha_2(X_3, X_4)\alpha_2(X_1, X_3)\alpha_2(X_2, X_4)\alpha_1(X_1)\alpha_2(X_1, X_2)].
\end{aligned}$$

Similarly, we can show that

$$\begin{aligned}
\mathbb{E}[W_{12}^2 W_{13} W_{24} W_{45}] &= B_X^{-5}(D_1 + 4D_2 - 8D_3 - 8D_4 + 8D_6 + 8D_8), \\
\mathbb{E}[W_{12} W_{13}^2 W_{24} W_{45}] &= B_X^{-5}(D_1 + 4D_2 - 8D_3 - 8D_5 + 4D_6 + 16D_7 - 16D_9), \\
\mathbb{E}[W_{12} W_{13} W_{24}^2 W_{45}] &= B_X^{-5}(D_1 + 4D_2 - 8D_3 - 8D_4 + 8D_6 + 8D_8), \\
\mathbb{E}[W_{12} W_{13} W_{24} W_{45}^2] &= B_X^{-5}(D_1 + 4D_2 - 8D_3 - 8D_5 + 4D_6 + 16D_7 - 16D_9), \\
\mathbb{E}[W_{12} W_{13}] \mathbb{E}[W_{12}^2 W_{13}] &= B_X^{-5}(D_1 + 4D_2 - 4D_3), \\
\mathbb{E}[W_{12}^2] \mathbb{E}[W_{12} W_{13} W_{24}] &= -B_X^{-5}(4D_3 + 8D_5).
\end{aligned}$$

Thus by plugging the above equalities into (A.47), it holds that

$$E_2 = 16B_X^{-5}(D_9 + 2D_{10} - 4D_{11}).$$

It is easy to see that

$$\begin{aligned}
D_9 &= \mathbb{E}[X^T X X^T] \Sigma_x^2 \mathbb{E}[X X^T X], \\
D_{10} &= \mathbb{E}[(X_1^T X_2)^2 X_1^T \Sigma_x^2 X_2], \\
D_{11} &= \mathbb{E}[\|X_1\|^2 (X_1^T \Sigma_x X_2)^2] - \mathbb{E}[\|X\|^2] \mathbb{E}[(X_1^T \Sigma_x X_2)^2].
\end{aligned}$$

Therefore, we can obtain the desired result (A.48). This concludes the proof of Lemma 10.

E Lifting dimensionality

E.1 Theory

Although the asymptotic normality of the bias-corrected distance correlation is elegant and practical when sample size n and dimensionality $\max\{p, q\}$ diverge simultaneously, it fails for the case of fixed dimensionality. As mentioned in (11), the sample distance covariance converges in distribution to an infinite linear combination of i.i.d. chi-squared random variables in finite dimensions, where the coefficients are the eigenvalues of a special operator that depends on the underlying unknown population parameters. Thus it is difficult to apply that limiting distribution directly in practice and it requires a good approximation. [Huang and Huo \(2017\)](#) approximated the limiting distribution by a gamma distribution with matched first two moments. Nevertheless, to the best of our knowledge there is no rigorous theory for the gamma approximation for the linear combination of chi-squared random variables.

In this paper, we suggest a new idea of leveraging the block technique to lift the dimensionality and construct a new equivalent statistic for testing the independence between two random vectors $X \in \mathbb{R}^p$ and $Y \in \mathbb{R}^q$ for the case when both p and q are fixed integers. The theory developed previously in the paper enables us to build theoretical justifications on the central limit theorem for the lifted statistic. The lifting technique works as follows.

Let (X', Y') be an independent copy of (X, Y) . A key observation is that the independence of X and Y is equivalent to that of (X, X') and (Y, Y') . Assume that there are n observations $(X_1, Y_1), (X_2, Y_2), \dots, (X_n, Y_n)$ from the joint distribution (X, Y) . The idea is to merge each block of ℓ observations to form new vectors. Specifically, denote by $\tilde{n} = n/\ell$ and without loss of generality, assume that it is an integer. For $1 \leq r \leq \tilde{n}$, let us define

$$\tilde{X}_r = (X_{(r-1)\ell+1}^T, X_{(r-1)\ell+2}^T, \dots, X_{r\ell}^T)^T \quad \text{and} \quad \tilde{Y}_r = (Y_{(r-1)\ell+1}^T, Y_{(r-1)\ell+2}^T, \dots, Y_{r\ell}^T)^T. \quad (\text{A.49})$$

Clearly $\tilde{X}_r \in \mathbb{R}^{p\ell}$ and $\tilde{Y}_r \in \mathbb{R}^{q\ell}$. Assume that $\{(\tilde{X}_r, \tilde{Y}_r, 1 \leq r \leq \tilde{n})\}$ have a common distribution (\tilde{X}, \tilde{Y}) . Then testing the independence of X and Y is equivalent to testing that of \tilde{X} and \tilde{Y} . The unbiased sample distance covariance $\mathcal{V}_n^*(\tilde{X}, \tilde{Y})$ and sample distance variances $\mathcal{V}_n^*(\tilde{X})$ and $\mathcal{V}_n^*(\tilde{Y})$ can be constructed using the lifted sample $\{(\tilde{X}_r, \tilde{Y}_r), 1 \leq r \leq \tilde{n}\}$. We define the lifted test statistic as

$$\tilde{T}_{\tilde{n}} = \sqrt{\frac{\tilde{n}(\tilde{n}-1)}{2}} \frac{\mathcal{V}_{\tilde{n}}^*(\tilde{X}, \tilde{Y})}{\mathcal{V}_{\tilde{n}}^*(\tilde{X})\mathcal{V}_{\tilde{n}}^*(\tilde{Y})}. \quad (\text{A.50})$$

The block size ℓ can be chosen to minimize the absolute error of the central limit theorem. In fact, how to choose the block size is determined by the underlying structure of components of X and Y . If there is no additional information on the dependence structure of the components, \tilde{X}_1 is at most $(p-1)$ -dependent and \tilde{Y}_1 is at most $(q-1)$ -dependent in general. Thus we build upon [Proposition 2](#) to establish the following theorem.

Theorem 7. Assume that $\mathbb{E}[|X_{1,i}|^{4+4\tau}] < \infty$, $\mathbb{E}[|Y_{1,j}|^{4+4\tau}] < \infty$ for any $1 \leq i \leq p$ and $1 \leq j \leq q$ with some constant $0 < \tau \leq 1$, conditions (29)–(32) hold for X and Y , and block size $\ell = O(n^{1/(2+\tau)})$. Then under the independence of X and Y , we have

$$\tilde{T}_n \xrightarrow{\mathcal{D}} N(0, 1)$$

and there exists some positive constant C depending on $\kappa_1, \dots, \kappa_4$ such that

$$\sup_{x \in \mathbb{R}} |\mathbb{P}(\tilde{T}_n \leq x) - \Phi(x)| \leq C(pqn^{-\frac{\tau}{2+\tau}})^{(1+\tau)/(3+2\tau)}. \quad (\text{A.51})$$

Here the dimensions p and q are assumed to be fixed. It is interesting to observe that the same result (A.51) holds even when $p = o(n^{\frac{1}{2(2+\tau)}})$, $q = o(n^{\frac{1}{2(2+\tau)}})$, and $pq = o(n^{\frac{\tau}{2+\tau}})$, in light of our technical analysis. Note that if the eighth moments exist (i.e., $\tau = 1$), then (A.51) entails that the normal approximation accuracy is at least of order $n^{-2/15}$ when the lifting block size $\ell = O(n^{-1/3})$. But we cannot ensure the optimality of such a rate of convergence, which is beyond the scope of the current paper.

E.2 Proof of Theorem 7

Since \tilde{X}_1 and \tilde{Y}_1 consist of ℓ i.i.d. random vectors that are distributed as X and Y , respectively, conditions (29)–(32) are satisfied for \tilde{X}_1 and \tilde{Y}_1 as well. Note that \tilde{X}_1 is comprised of $(p-1)$ -dependent components and \tilde{Y}_1 is comprised of $(q-1)$ -dependent components. Thus (33) holds automatically when $\ell \rightarrow \infty$ and $\ell = o(n)$. It follows from (34) that there exists some positive constant C_κ depending on $\kappa_1, \dots, \kappa_4$ such that

$$\sup_{x \in \mathbb{R}} |\mathbb{P}(\tilde{T}_n \leq x) - \Phi(x)| \leq C_\kappa \left\{ [(pq)^2 \ell^{-2\tau}]^{(1+\tau)/2} + (pq)^{1+\tau} \ell^\tau n^{-\tau} \right\}^{1/(3+2\tau)}.$$

To minimize the above error bound, we can set $\ell = O(n^{1/(2+\tau)})$ and then (A.51) follows immediately. This completes the proof of Theorem 7.

E.3 Simulation study

Our main central limit theorem for the distance correlation is valid only under diverging dimensionality. Thus we have suggested in Section E.1 an equivalent test statistic for the case of fixed dimensionality to which the central limit theorem can apply. We now examine the finite-sample performance of the lifted sample distance correlation proposed in (A.50) for testing the independence corresponding to different lifting block sizes. Specifically, given a sample $(X_1, Y_1), \dots, (X_n, Y_n)$, we merge each block of ℓ observations to form a new and lengthened observation, and then calculate the sample distance correlation \tilde{T}_n based on the lifted sample, as discussed in (A.49) and (A.50).

Example 5. Assume that $X \sim N(0, 1), Y \sim N(0, 1)$, and $\text{cov}(X, Y) = \rho$ with $n = 10000$ and $\ell = 1 : 50$. Set $\rho = 0$ for the null hypothesis and $\rho = 0.1$ for the alternative hypothesis.

Test statistic $\tilde{T}_{\tilde{n}}$ is computed for each lifting block size ℓ . We carry out 2000 replicates and present the empirical rejection rates under the null and alternative hypotheses in Tables 2 and 3, respectively. In addition, a plot of the rejection rates under the null hypothesis corresponding to different lifting block sizes is shown in Figure 12. Observe that Theorem 7 suggests that the best possible block size is $\ell = O(n^{1/3})$, which is close to $10000^{1/3}/2 \approx 11$. Figure 12 supports our theory in the way that the reject rates under the null starts to be around the prespecified significance level of 0.05 from about $\ell = 11$. Moreover, when $\ell = 11$ the test power is still 0.9995, which is promising. It can also be observed that the test power is decreasing with the lifting block size ℓ since the sample size after lifting becomes n/ℓ , which is reasonable.

Table 2: Rejection rates under the null in Example 5

Block size	Rejection rate									
$\ell = 1 : 10$	0.0605	0.07	0.061	0.0645	0.0645	0.069	0.0605	0.0595	0.053	0.054
$\ell = 11 : 20$	0.0505	0.051	0.052	0.053	0.055	0.052	0.056	0.048	0.055	0.0535
$\ell = 21 : 30$	0.0455	0.052	0.0615	0.0475	0.057	0.055	0.0505	0.0495	0.045	0.055
$\ell = 31 : 40$	0.0495	0.046	0.053	0.0595	0.049	0.045	0.0605	0.0495	0.0465	0.049
$\ell = 41 : 50$	0.0485	0.054	0.051	0.048	0.0645	0.0505	0.0605	0.0545	0.061	0.046

Table 3: Powers under the alternative in Example 5

Block size	Power									
$\ell = 1 : 10$	1	1	1	1	1	1	1	1	1	1
$\ell = 11 : 20$	0.9995	0.9965	0.9954	0.9929	0.9873	0.9768	0.9671	0.9628	0.9501	0.9366
$\ell = 21 : 30$	0.9114	0.9058	0.8709	0.8488	0.8281	0.8106	0.7961	0.7643	0.7399	0.7143
$\ell = 31 : 40$	0.7024	0.6803	0.6638	0.6638	0.6221	0.6076	0.6021	0.5895	0.5659	0.5580
$\ell = 41 : 50$	0.5283	0.5090	0.4973	0.4840	0.4503	0.4620	0.4290	0.4333	0.4103	0.4055

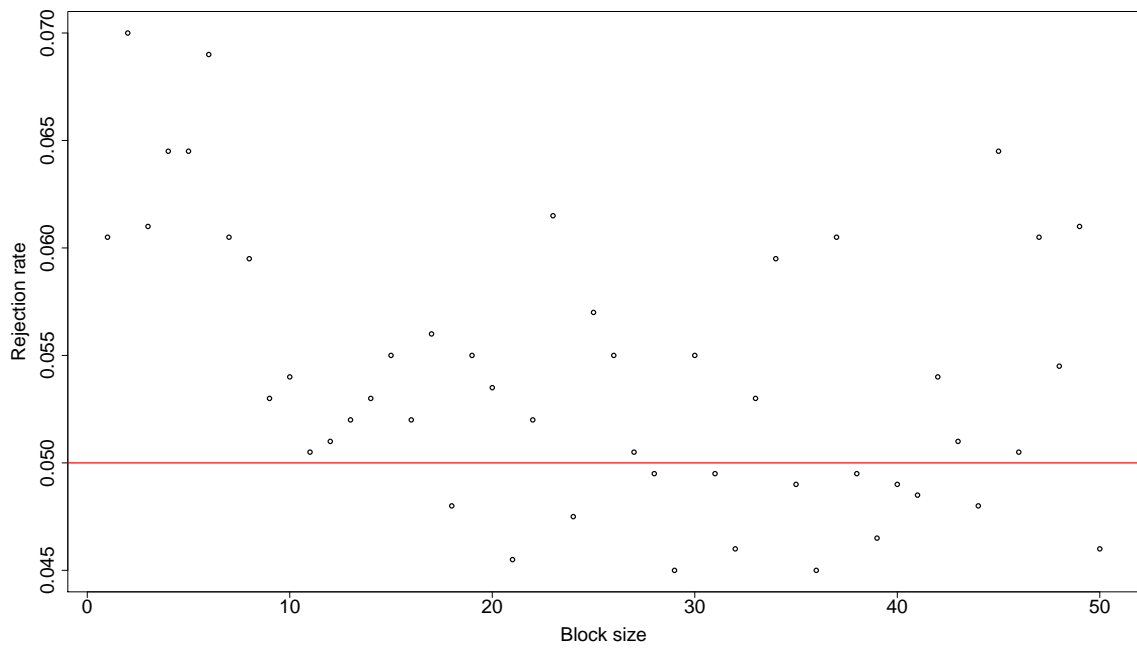


Figure 12: Rejection rates under the null for various lifting block sizes in Example 5.