

Prior specification via prior predictive matching: Poisson matrix factorization and beyond

Eliezer de Souza da Silva ^{*1}, Tomasz Kuśmierczyk^{*2}, Marcelo Hartmann², and Arto Klami²

¹ Norwegian University of Science and Technology, Trondheim, Norway,

`eliezer.souza.silva@ntnu.no`

² Helsinki Institute for Information Technology HIIT, Department of Computer Science,
University of Helsinki, Finland,

`{tomasz.kusmierczyk,marcelo.hartmann,arto.klami}@helsinki.fi`

October 29, 2019

Abstract

Hyperparameter optimization for machine learning models is typically carried out by some sort of cross-validation procedure or global optimization, both of which require running the learning algorithm numerous times. We show that for Bayesian hierarchical models there is an appealing alternative that allows selecting good hyperparameters without learning the model parameters during the process at all, facilitated by the prior predictive distribution that marginalizes out the model parameters. We propose an approach that matches suitable statistics of the prior predictive distribution with ones provided by an expert and apply the general concept for matrix factorization models. For some Poisson matrix factorization models we can analytically obtain exact hyperparameters, including the number of factors, and for more complex models we propose a model-independent optimization procedure.

1 Introduction

Model specification is difficult, in particular regarding expressing prior knowledge of parameters with no direct interpretation, such as in hierarchical Bayesian models. For example, the hierarchical Poisson matrix factorization model of Gopalan et al. (2015) requires setting a vector of six hyperparameters λ controlling various prior distributions with non-trivial effects on the model. We propose an approach for automatically specifying the hyperparameters by matching moments of the *prior predictive distribution* $p(Y|\lambda)$ with target values provided by the modeler, or even with ones estimated from the available data. This is computationally light and allows one to perform the typically computationally heavy process of hyperparameter optimization without ever carrying out actual inference algorithms that would estimate the model posterior distributions. This is in stark contrast with commonly used strategies for hyperparameter optimization that require repeatedly fitting the model to data during a global optimization routine or a grid search.

For a joint model $p(Y, Z|\lambda)$ over some observed data Y and model parameters Z with prior distribution $p(Z|\lambda)$ controlled by the hyperparameters λ , the prior predictive distribution $p(Y|\lambda) = \int p(Y|Z)p(Z|\lambda)dZ$ expresses the marginal distribution of the data unconditional on the actual model parameters. It is typically intractable, but sampling from the marginal distribution is usually easy. Consequently, it has found uses for example in prior predictive checks during a Bayesian modeling workflow (Schad et al., 2019), as well as in prior elicitation (Kadane et al., 1980). We build on the same concept, but use it in a novel manner, to help machine learning practitioners to automate the choice of hyperparameters for hierarchical Bayesian models.

At the core of our work is the intuitive principle that prior predictive distribution matching our expectations of the data is a sign of a good model. Prior predictive checks (Gabry et al., 2019) follow the same

*Equal contribution

principle, but we operationalize the idea for prior choice by turning it into an optimization problem. We do this by postulating a collection of statistics, e.g., central moments, and then search for hyperparameters such that the prior predictive statistics match some available target values. The targets can be provided by the modeler as a form of prior knowledge that is expressed in terms of the observed data they are usually quite familiar with, in contrast to the hyperparameters whose effect on the observed data may be difficult to understand for general-purpose machine learning models. However, the procedure is also amenable for an empirical Bayes approach (Li et al., 2016; Snoek et al., 2012), where the targets are estimated as statistics of the observed data itself. Even though this is strictly speaking against the principles of Bayesian statistics, we note that in practical applications we only use a small collection of low-order moments (means, variances and correlations) of the data to learn the prior; consequently, the majority of the information provided by the observed data is still used only when computing the posterior. Furthermore, we can also use a separate pre-training subset of the data for learning the prior, before proceeding to carry out inference for the rest of the data.

We first demonstrate the approach using analytic closed-form derivations for Poisson and compound Poisson matrix factorization models (Jerfel et al., 2017; Basbug and Engelhardt, 2016). We use the laws of total expectation, variance and covariance to derive analytic expressions for the mean, variance and correlation of the prior predictive distribution. Consequently, we can derive a collection of equations defining the surface of hyperameters compatible with the expert’s notions for these moments. The equations allow, for example, analytic choice of the optimal number of factors K for these count-valued matrix factorization models, which turn out useful for a wide range of applications spanning from recommendation (Chaney et al., 2015; de Souza da Silva et al., 2017), to tagging/annotations (Liang et al., 2014) and gene signature identification (Levitin et al., 2019).

Such manual derivations are, as shown by our example, tedious and limited: The effort needs to be redone for every possible model and the derivations are complicated and error-prone. This limits the scope to low-order moments and restricted model families. To get rid of these problems we also present a model-independent algorithm building on reparametrization of the model (Figurnov et al., 2018) and stochastic optimization, that on a high level works similarly to many likelihood-free inference strategies (Marin et al., 2012) that are based on minimizing a discrepancy measure between statistics of simulated and observed data. The result is applicable for arbitrary reparameterizable models and continuous prior parameters (that is, not K). We show that the model-independent solution matches the analytic one for the Poisson MF, and that it works also for more general models for which closed-form analytic derivations would be intractable ¹.

In summary, we propose a novel principle for learning optimal prior distributions of large class of probabilistic programs, based on matching moments of the prior predictive distribution. We provide a practical model-independent tool for doing this, as well as closed-form equations for two count-valued matrix factorization models.

2 Background

The probabilistic model is typically defined with observable variables Y , model parameters (including latent variables) Z , hyperparameters λ , and a joint distribution $p(Y, Z|\lambda) = p(Y|Z)p(Z|\lambda)$. Given a dataset \mathcal{D} , learning corresponds to posterior inference $p(Z|\mathcal{D}, \lambda)$, that later can be used in downstream tasks, for example in prediction or generation of new data.

Machine learning practitioners frequently use Bayesian models, e.g., for topic modeling or factorization models, where the prior distribution has significant influence on the predictive accuracy of the model. However, the choice of priors is often made by computational convenience or heuristically, instead of attempting to encode real subjective knowledge. Alternatively, expensive procedures based on cross-validation or Bayesian optimization are employed, in order to learn hyperaparameters that maximize some model fit criterion. The core limitation of such approaches is that they are ultimately based on carrying out the inference: to evaluate the quality of a single proposal we need to perform computation equivalent to training the final model (Bergstra et al., 2011). Even with modern strategies alleviating the cost by subsampling (Klein et al., 2017) or for methods based on Empirical Bayes (Li et al., 2016; Snoek et al., 2012), searching for good λ remains computationally expensive.

¹The code is available in https://github.com/tkusmierczyk/bayesian_hyperparameters_matching

3 Approach

Building on the concept of prior predictive distribution $p(Y|\lambda)$, we formulate a procedure for automatic choice of prior distributions, i.e., hyperparameters λ for hierarchical Bayesian models (as specified in Section 2). Importantly, the prior predictive distribution does not depend on the actual model parameters in any way but instead integrates over the distribution; it is solely a function of the assumed model and the hyperparameters. Consequently, the procedure learns the hyperparameter values without requiring us to estimate the parameters Z (or their posterior distribution) at all. The (typically) computationally heavy learning of the model parameters only needs to be carried out once in the end, in contrast to most classical hyperparameter estimation techniques that repeatedly perform actual inference. Throughout the paper, we use Bayesian matrix factorization models as examples, but the procedure is general.

In practical terms, the approach proceeds as follows:

1. Select a collection of I statistics, in our case central moments, $\{T_i\}_{i=1}^I$, characterizing which aspects of data are used for learning the hyperparameters. Intuitively, a richer set allows more accurate prior specification.
2. Provide a collection of I values $\{T_i^*\}_{i=1}^I$ to be matched, either based on prior expert expectations or alternatively by estimating them from observed data, for example based on a separate pre-training subset.
3. Solve for hyperparameters λ that match T_i to T_i^* , either analytically or by minimizing some discrepancy measure $d(\{T_i\}_{i=1}^I, \{T_i^*\}_{i=1}^I)$.
4. Once λ has been estimated, proceed to learn the actual model parameters Z : either as a point-estimate Z^* or the posterior distribution $p(Z|\mathcal{D}, \lambda)$.

The core challenge is, naturally, in the third step. It requires both that we can evaluate theoretical moments of the prior predictive distribution, and that we can solve for λ . We will proceed in Section 4 to present an analytical solutions suitable for Poisson and compound Poisson matrix factorization, and in Section 5 to provide a model-independent optimization algorithm based on Monte Carlo approximation (Mohamed et al., 2019) of the prior predictive and automatic differentiation with reparameterization gradients (Figurnov et al., 2018).

4 Model-specific analytic solution

In this section, we provide analytic formulas for the special cases of Poisson matrix factorization (PMF) (Gopalan et al., 2015) and compound Poisson matrix factorization (CPMF) (Basbug and Engelhardt, 2016; Jerfel et al., 2017) that incorporates exponential dispersion for the observation model. We show that for these models we can compute analytic expressions for certain moments of the prior predictive distribution, and consequently can derive equations directly relating the hyperparameters of the models (both the prior parameters and the number of factors K) with the provided moments T_i^* .

4.1 Poisson matrix factorization

We start by considering the PMF model, where for a latent dimensionality K and a count matrix $Y = \{Y_{ij}\} \in \mathbb{R}^{N \times M}$, we have a probabilistic generative model for each entry Y_{ij} as a Poisson distributed variable with rate given by latent factor variables θ_{ik} indexed by the rows and β_{jk} indexed by the columns (1). Each latent variable is generated from a prior distribution $f(\mu, \sigma^2)$, parameterized here using mean μ and standard deviation σ hyperparameters:

$$\begin{aligned} \theta_{ik} &\stackrel{\text{iid}}{\sim} f(\mu_\theta, \sigma_\theta^2) \\ \beta_{jk} &\stackrel{\text{iid}}{\sim} f(\mu_\beta, \sigma_\beta^2) \\ Y_{ij} &\stackrel{\text{iid}}{\sim} \text{Poisson}\left(\sum_k \theta_{ik}\beta_{jk}\right). \end{aligned} \tag{1}$$

Majority of the PMF literature assumes the priors to be Gamma distributions ($f(\mu_\theta, \sigma_\theta^2) = \text{Gamma}(a, b)$ and $f(\mu_\beta, \sigma_\beta^2) = \text{Gamma}(c, d)$, with $\mu_\theta = \frac{a}{b}$, $\sigma_\theta^2 = \frac{a}{b^2}$, $\mu_\beta = \frac{c}{d}$ and $\sigma_\beta^2 = \frac{c}{d^2}$) to facilitate efficient posterior inference, but since we can derive the equations for general scale-location priors we retain the more general notation.

We are not aware of closed-form expression for the prior predictive distribution itself. However, we will present analytic expressions for a collection of moments that characterize the distribution: mean $\mathbb{E}[Y_{ij}|\lambda]$, variance $\mathbb{V}[Y_{ij}|\lambda]$, covariance $\text{Cov}[Y_{ij}, Y_{tl}|\lambda]$, and correlation $\rho[Y_{ij}, Y_{tl}|\lambda]$. Here the set of all hyperparameters is $\lambda \stackrel{\text{def}}{=} \{\mu_\theta, \sigma_\theta^2, \mu_\beta, \sigma_\beta^2\}$, and in the following derivations we drop explicit conditioning on λ , writing $\mathbb{E}[Y_{ij}] \stackrel{\text{def}}{=} \mathbb{E}[Y_{ij}|\lambda]$. The main techniques we will use are the laws of total expectation, total variance, and total covariance, applied to marginalize the latent variables. The proof for the following propositions and all equations on this section are provided in the Appendix A and Appendix B.

Proposition 4.1. *For any combination of valid indexes i and j , the following equations for the expected value and variance hold:*

$$\mathbb{E}[Y_{ij}] = K\mu_\theta\mu_\beta \quad (2)$$

$$\mathbb{V}[Y_{ij}] = K[\mu_\theta\mu_\beta + (\mu_\beta\sigma_\theta)^2 + (\mu_\theta\sigma_\beta)^2 + (\sigma_\theta\sigma_\beta)^2] \quad (3)$$

Proposition 4.2. *For any combination of valid value for the indexes i, j, l and t , the following equations for covariance and correlation hold:*

$$\begin{aligned} \text{Cov}[Y_{ij}, Y_{tl}] &= K[\delta_{it}(\mu_\beta\sigma_\theta)^2 + \delta_{jl}(\mu_\theta\sigma_\beta)^2 \\ &\quad + \delta_{it}\delta_{jl}(\mu_\theta\mu_\beta + (\sigma_\theta\sigma_\beta)^2)] \end{aligned} \quad (4)$$

$$\rho[Y_{ij}, Y_{tl}] = \begin{cases} 0, & \text{if } i \neq t \ \& \ j \neq l \\ 1, & \text{if } i = t \ \& \ j = l \\ \rho_1, & \text{if } i = t \ \& \ j \neq l \\ \rho_2, & \text{if } i \neq t \ \& \ j = l \end{cases} \quad (5)$$

$$\rho_1 = \frac{(\mu_\beta\sigma_\theta)^2}{\mu_\theta\mu_\beta + (\mu_\beta\sigma_\theta)^2 + (\mu_\theta\sigma_\beta)^2 + (\sigma_\theta\sigma_\beta)^2}$$

$$\rho_2 = \frac{(\mu_\theta\sigma_\beta)^2}{\mu_\theta\mu_\beta + (\mu_\beta\sigma_\theta)^2 + (\mu_\theta\sigma_\beta)^2 + (\sigma_\theta\sigma_\beta)^2}$$

Using the above equations, we can directly compute the number of latent factors K required for the prior predictive distribution to match the provided target values. Denoting $\tau = 1 - (\rho_1 + \rho_2)$, we get

$$K = \frac{\tau \mathbb{V}[Y_{ij}] - \mathbb{E}[Y_{ij}] \left(\frac{\mathbb{E}[Y_{ij}]}{\mathbb{V}[Y_{ij}]} \right)^2}{\rho_1\rho_2} \quad (6)$$

We also obtain formulas for relationships between mean and standard deviations of the priors.

$$\begin{aligned} \sigma_\theta\sigma_\beta &= \frac{\mathbb{V}[Y_{ij}]}{\mathbb{E}[Y_{ij}]} \sqrt{\rho_1\rho_2} \\ \frac{\sigma_\theta}{\mu_\theta} &= \sqrt{\frac{\tau \mathbb{V}[Y_{ij}] - \mathbb{E}[Y_{ij}]^2}{\rho_2 \mathbb{V}[Y_{ij}]}} \\ \frac{\sigma_\beta}{\mu_\beta} &= \sqrt{\frac{\tau \mathbb{V}[Y_{ij}] - \mathbb{E}[Y_{ij}]^2}{\rho_1 \mathbb{V}[Y_{ij}]}} \end{aligned}$$

4.2 Compound Poisson matrix factorization

We generalize the previous results for the CPMF model with observations in the exponential dispersion family. Keeping the notation of the previous section, but adding N_{ui} as a Poisson distributed latent count,

the model is

$$\theta_{ik} \sim f(\mu_\theta, \sigma_\theta^2) \quad (7)$$

$$\beta_{jk} \sim f(\mu_\beta, \sigma_\beta^2)$$

$$N_{ij} \sim \text{Poisson}\left(\sum_k \theta_{ik}\beta_{jk}\right) \quad (8)$$

$$Y_{ij} \sim \text{ED}(w, \kappa N_{ij}) \quad (9)$$

with $p(Y_{ij}|w, \kappa N_{ij}) = \exp(Y_{ij}w - \kappa N_{ij}\psi(w))h(Y_{ij}, \kappa N_{ij})$, $\mathbb{E}[Y_{ij}; w, \kappa N_{ij}] = \kappa N_{ij}\psi'(w)$ and $\mathbb{V}[Y_{ij}; w, \kappa N_{ij}] = \kappa N_{ij}\psi''(w)$. Again, we can derive an equation for the number of latent factors conditional on the provided moments:

$$K = \frac{\tau \mathbb{V}[Y_{ij}] - \left(\kappa\psi'(w) + \frac{\psi''(w)}{\psi'(w)}\right) \mathbb{E}[Y_{ij}]}{\rho_1\rho_2} \left(\frac{\mathbb{E}[Y_{ij}]}{\mathbb{V}[Y_{ij}]}\right)^2, \quad (10)$$

as well as other identities for the relationships of the moments and hyperparameters:

$$\begin{aligned} \sigma_\theta\sigma_\beta &= \frac{\mathbb{V}[Y_{ij}]}{\mathbb{E}[Y_{ij}]\kappa\psi'(w)}\sqrt{\rho_1\rho_2} \\ \mathbb{E}[Y_{ij}] &= \kappa\psi'(w)K\mu_\theta\mu_\beta \\ \mathbb{V}[Y_{ij}] &= \kappa\psi''(w)K\mu_\theta\mu_\beta + [\kappa\psi'(w)]^2K[\mu_\theta\mu_\beta \\ &\quad + (\mu_\beta\sigma_\theta)^2 + (\mu_\theta\sigma_\beta)^2 + (\sigma_\theta\sigma_\beta)^2]. \end{aligned}$$

5 Model-independent stochastic algorithm

Deriving closed-form derivations for even relatively simple models and moments is mechanistic and error-prone. Next, we provide a model-independent approach based on Monte Carlo (MC) approximations and stochastic gradient descent optimization. Such a solution naturally does not have the convenience and robustness of analytic expressions, but can be applied on wide range of models in automatic fashion.

Following Section 3, we solve the problem by minimizing some discrepancy $d(T_i^*, \hat{T}_i)$ that measures the difference between the requested values T_i^* and the statistics \hat{T}_i of the prior predictive distribution:

$$\lambda^* = \underset{\lambda}{\operatorname{argmin}} d\left(T^*, \hat{T}(\mathbb{E}[g(Y)])\right) \quad (11)$$

For example, to match the expected value \mathbb{E}^* and variance \mathbb{V}^* we can use $d := (\mathbb{E}^* - \mathbb{E}[Y])^2 + (\mathbb{V}^* - (\mathbb{E}[Y^2] - \mathbb{E}[Y]^2))^2$, where $g(Y) = (Y, Y^2)$ and $\hat{T}(E_1, E_2) = (E_1, E_2 - E_1^2)$.

Efficient gradient-based optimization of d is enabled only if d and \hat{T} are differentiable w.r.t their arguments, and only if we know how to propagate gradients ∇_λ through $\mathbb{E}[g(Y)]$. We show this is possible for a rather general structure of hierarchical Bayesian models with outputs Y and latent variables Z , where parent nodes of Y we denote by Z_L and parents of an internal node Z_l by Z_{l-1} . By Z_1 we denote nodes not having any parent nodes. For such a structure we can propagate gradients through discrete nodes by employing the total expectation law and through continuous nodes by using MC approximations and reparametrization (Figurnov et al., 2018) as explained below.

Conditioned on its parents, the expectation of $g(Y)$ for discrete Y takes an exact form:

$$\mathbb{E}[g(Y)|z_L] = \sum_{y \in \mathcal{Y}} g(y) \cdot p(y|z_L, \lambda), \quad (12)$$

where probability mass $p(y|z_L, \lambda)$ is differentiable w.r.t λ for most practical distributions. For continuous outputs Y , we use the MC approximation

$$\mathbb{E}[g(Y)|z_L] \approx \frac{1}{S_y} \sum_{\epsilon_y \sim p_0} g(y(\epsilon_y, \lambda, z_L)), \quad (13)$$

where differentiability w.r.t λ is achieved by reparametrizing $y := y(\epsilon_y, \lambda, z_L)$. S_y is a number of MC samples and p_0 is a simple distribution that does not depend on hyperparameters λ .

For each $l \leq L$, we wrap recursively the expectation by conditioning on variables' Z_l parents Z_{l-1} . For discrete Z_l we have

$$\mathbb{E}[g(Y)|z_{l-1}] = \sum_{z_l \in \mathcal{Z}_l} \mathbb{E}[g(Y)|z_l] \cdot p(z_l|z_{l-1}; \lambda). \quad (14)$$

Respectively, for continuous Z_l :

$$\mathbb{E}[g(Y)|z_{l-1}] \approx \frac{1}{S_l} \sum_{\epsilon_l \sim p_0} \mathbb{E}[g(Y)|z_l(\epsilon_l, \lambda, z_{l-1})], \quad (15)$$

where z_l again was reparametrized for the continuous case. If the set of variables denoted by Z_l consist of both continuous and discrete nodes, we will combine the above expressions by summing over the discrete variables and using MC approximation for the continuous ones.

Finally, the unconditional expectation of $g(Y)$ is obtained by marginalizing variables Z_1 having no parents. For discrete Z_1 , it takes an exact form

$$\mathbb{E}[g(Y)] = \sum_{z_1 \in \mathcal{Z}_1} \mathbb{E}[g(Y)|z_1] \cdot p(z_1; \lambda), \quad (16)$$

and continuous Z_1 again uses MC and reparameterization $z_1 := z_1(\epsilon_1, \lambda)$:

$$\mathbb{E}[g(Y)] \approx \frac{1}{S_1} \sum_{\epsilon_1 \sim p_0(\epsilon_1)} \mathbb{E}[g(Y)|z_1(\epsilon_1, \lambda)]. \quad (17)$$

Approximated expectation for discrete variables. Whenever number of possible discrete values, i.e., $|\mathcal{Z}_l|$ or $|\mathcal{Y}|$, is too large or infinite (like for example, for Poisson distribution), the exact sum over all possible outcomes in Eq. 14 is replaced with a set of samples:

$$\mathbb{E}[g(Y)|z_{l-1}] \approx \frac{1}{C} \sum_{z_l \sim p(z_l|z_{l-1}; \lambda)} \mathbb{E}[g(Y)|z_l] \cdot p(z_l|z_{l-1}; \lambda)$$

where C is a normalization term equal to sum of all $p(z_l|z_{l-1}; \lambda)$. The same applies to Eq. 12 and Eq. 16.

6 Experiments

To demonstrate the approach first, we study the model-specific formulation and then, proceed to exploring various properties of the more generic model-independent formulation.

6.1 Analytic solutions for PMF and CPMF

We start by demonstrating how the analytic expressions provided in (6) and (10) can be used for estimating the number of latent factors for PMF and CPMF, respectively. We do this by sampling a data matrix (of size $10^3 \times 10^3$) from the model for 30 scenarios where the true hyperparameters λ^* are set at different values. We repeat this for a range of values for the true K^* , and for each data we compute the observed moments and solve for K matching the moments. Figure 1 compares the estimate with the ground truth (mean and 95% confidence interval over the 30 replications) and shows we can accurately estimate the K when the data follows the model.

The main use for the proposed approach is as part of a modeling process where we eventually carry out inference using the selected hyperparameters. We demonstrate this by fitting a PMF model to the `user-artists` data of the `hetrec-lastfm` dataset (Cantador et al., 2011)², using coordinate ascent variational inference and randomly selected 90% subset of the data. We evaluate the quality of the model using the

²<http://files.grouplens.org/datasets/hetrec2011>

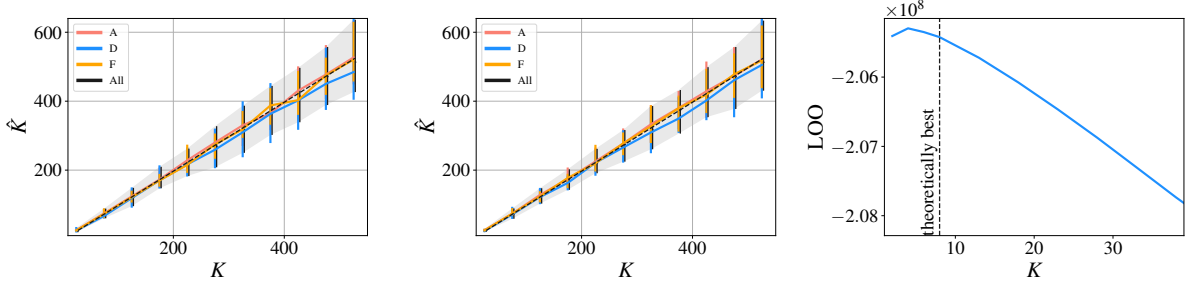


Figure 1: Checking the estimator of K (Eq. 6; denoted here as \hat{K}) by varying K in simulated data (generated matrices of size 1000×1000) for Poisson MF (left) and Compound Poisson MF with $\mathcal{N}(1, 1)$ (middle). The right-hand side graph validates \hat{K} in the `hetrec-lastfm` dataset using the PSIS-LOO metric after fitting the model using variational inference for different values of K . The vertical dotted line marks the theoretical solution from Eq. 6.

PSIS-LOO criterion (Vehtari et al., 2017) on the remaining unseen data. Figure 1 (right) shows the chosen K is not quite optimal, but not very far from it either. Some discrepancy is expected, since true data never exactly follows the model, and also because exactly matching the observed moments might not be optimal for posterior predictive evaluation.

6.2 Model-independent algorithm

For the model-independent method, we present a series of experiments demonstrating the effect of parametrization on the loss function landscape, the dynamics of convergence of the method given a certain target, and empirical characteristics of the estimators.

6.2.1 Derivation for PMF and HPF

We start by deriving the expectation $\mathbb{E}[Y_{ij}]$ for PMF model, following the procedure from Section 5. For brevity, in the following we drop indices i and j in Y_{ij} and in both latent vectors θ_i and β_j , i.e., $Y \sim \text{Poisson}(\theta^T \beta)$. The expectation:

$$\mathbb{E}[Y] \approx \frac{1}{S_\theta \cdot S_\beta} \sum_{\epsilon_\theta \sim p_0} \sum_{\epsilon_\beta \sim p_0} \mathbb{E}[Y | \theta(\epsilon_\theta, \lambda)^T \beta(\epsilon_\beta, \lambda)] \quad (18)$$

where we reparametrized both β and θ , and the internal expectation we expand as:

$$\mathbb{E}[Y | \theta^T \beta] \approx \frac{1}{C} \sum_{y \sim \text{Poisson}(\theta^T \beta)} y \cdot p_{\text{Poisson}}(y | \theta^T \beta) \quad (19)$$

Note that, instead of the general form, we could have used here the exact form: $\mathbb{E}[Y | \theta^T \beta] = \theta^T \beta$, what however is true only for Poisson distribution. Finally, the estimator $\mathbb{E}[Y^2]$ necessary to approximate variance of Y as $\mathbb{V}[Y] = \mathbb{E}[Y^2] - \mathbb{E}[Y]^2$ can be obtained in a similar way, i.e., by substituting y with y^2 in Eq. 19.

To demonstrate the flexibility of the model-independent approach we also apply it on hierarchical Poisson factorization (HPF) model of Gopalan et al. (2015), for which we do not have closed-form expressions for the moments. This model adds one level of hierarchy to PMF, and hence exactly matches our general formulation:

$$\begin{aligned} \theta &\sim \text{Gamma}(a, \xi), & \xi &\sim \text{Gamma}(a', a'/b') \\ \beta &\sim \text{Gamma}(c, \eta), & \eta &\sim \text{Gamma}(c', c'/d') \end{aligned}$$

where the new continuous variables ξ, η we also reparametrize (and sample) in the following way:

$$\begin{aligned} \theta &:= \theta(\epsilon_\theta, a, \xi), & \xi &:= \xi(\epsilon_\xi, a', a'/b') \\ \beta &:= \beta(\epsilon_\beta, c, \eta), & \eta &:= \eta(\epsilon_\eta, c', c'/d'), \end{aligned}$$

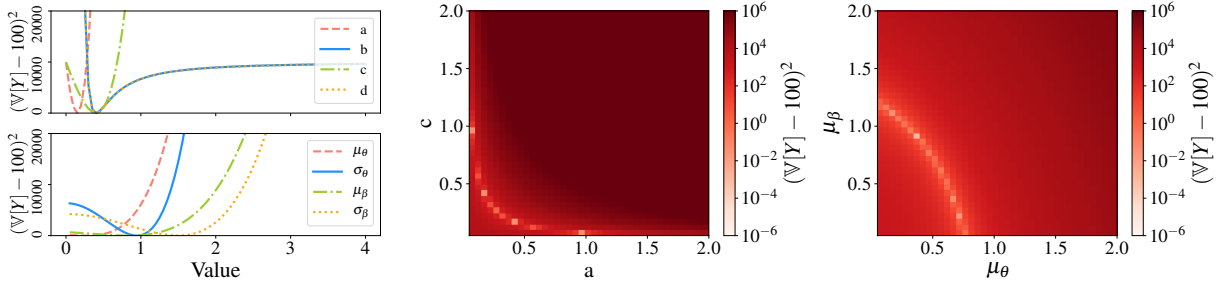


Figure 2: PMF ($K = 25$) parametrization using concentrations a, c and rates b, d vs. means μ_θ, μ_β and variances $\sigma_\theta^2, \sigma_\beta^2$: 1D and 2D projections of the optimization surface for matching $\mathbb{V}[Y] = 100$ in neighborhood of the optimal point ($a = 0.16, b = 0.4, c = 0.4, d = 0.4$).

Table 1: Considered sets of PMF hyperparameters.

	a	b	c	d	μ_θ	σ_θ	μ_β	σ_β	$\mathbb{E}[Y]$	$\mathbb{V}[Y]$
A	10	1	10	1	10.0	3.16	10.0	3.16	2500.00	55000.00
B	10	2	10	2	5.0	1.58	5.0	1.58	625.00	3906.25
C	0.001	0.01	0.01	0.1	0.1	3.16	0.1	1.0	0.25	253.00
D	0.1	1	0.1	1	0.1	0.32	0.1	0.32	0.25	0.55
E	0.1	0.1	0.1	0.1	1.0	3.16	1.0	3.16	25.00	3025.00
F	1	1	0.1	0.1	1.0	1.0	1.0	3.16	25.00	550.00
G	1000	1000	1000	1000	1.0	0.03	1.0	0.03	25.00	25.05

6.2.2 Parametrization of PMF

Performance of the stochastic optimization algorithm depends on the model parametrization, i.e., structure of the associated optimization space. Figure 2 compares two alternative parametrizations for PMF, one in terms of concentrations (a, c) and rates (b, d) and the other in terms of means (μ_θ, μ_β) and variances ($\sigma_\theta^2, \sigma_\beta^2$). We observe that using means instead of concentrations results in an easier optimization surface, i.e., smoother gradients pointing towards the region containing the optimum.

6.2.3 Stochastic algorithm convergence

Next we study the convergence of the stochastic optimization algorithm. It works in iterative manner and its speed depends on the initial conditions and the optimization objective. For PMF the prior predictive moments are highly sensitive to the hyperparameters, and hence poor initialization may lead to slow optimization even though a single iteration only takes a fraction of a second.

Figure 3 compares the behavior of the algorithm for different initializations (Tables 1 and 2) of PMF ($K = 25$; left and middle plots) and HPF ($K = 25$; right), as well as for different target statistics. We used a standard Adam optimizer with learning rate = 0.1. For PMF $10^3 \times 10$ samples were used (as implied in Section 6.2.4) and for HPF we used 10^3 samples of ξ and η , 1 sample of $\theta|\xi$ (meaning 1 sample of θ for each ξ), 1 sample of $\beta|\eta$, and 10 samples of $y|\theta^T\beta$. For PMF the convergence analysis plots the actual expectations and variances (computed with closed-form expressions) instead of the estimates to reduce noise. For HPF we use numerical estimates, computed separately for the visualization using very high number of samples drawn directly from the generative process to obtain expectations and variances, instead of using the estimates the algorithm operates with. For PMF we use the parametrization suggested in Section 6.2.2, and for HPF the parametrization by Gopalan et al. (2015).

The left-most plot in Figure 3 compares the impact of initial conditions of PMF on convergence speed when matching the mean \hat{E} to two distinct values, 10 (left; top) and 100 (left; bottom), demonstrating order of magnitude difference in convergence speed, down to seconds for good initializations. A similar pattern is observed for HPF (right-hand side) with a more complex problem of joint optimization of expectation and variance, i.e., with $d = (\hat{\mathbb{E}}[Y] - 10)^2 + (\hat{\mathbb{V}}[Y] - 100)^2$. Both results indicate that care is needed when initializing

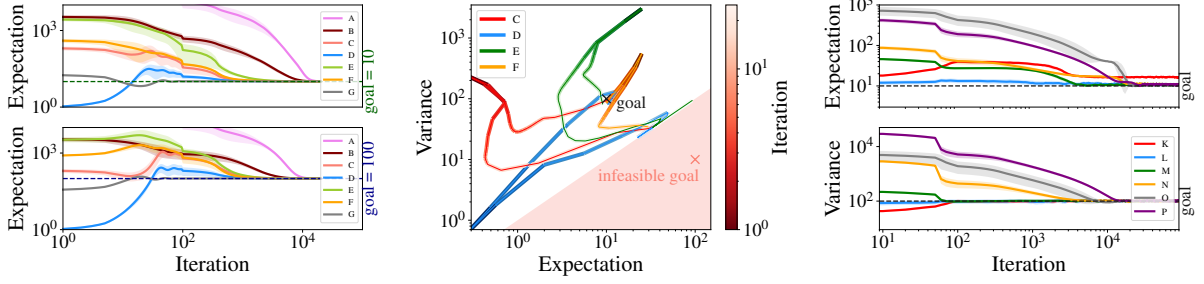


Figure 3: Convergence of the model independent algorithm for PMF (left and middle) and HPF (right) starting from different initializations (see Table 1 and Table 2).

Table 2: Considered sets of HPF hyperparameters.

	a	a'	b'	c	c'	d'	$\mathbb{E}[Y]$	$\mathbb{V}[Y]$
K	1.0	100.0	10.0	1.0	100.0	10.0	0.26	0.26
L	0.1	100.0	1.0	1.0	100.0	1.0	2.55	8.25
M	50.0	5000.0	10.0	1.0	5000.0	1.0	125.05	781.42
N	1.0	100.0	1.0	10.0	10.0	1.0	280.57	15309.26
O	450.0	4500.0	100.0	10.0	400.0	1.0	1128.10	9833.55
P	50.0	50.0	1.0	1.0	50.0	1.0	1301.71	146074.01

the solver, and we note that this may be difficult because there is no easy way to provide hyperparameter values such that the statistics would initially be close to the target.

Finally, the middle plot in Figure 3 demonstrates the behavior of the algorithm (again for PMF) in case of the requested goal being infeasible. Due to (2) and (3) we must have $\mathbb{V}[Y_{i,j}] = \mathbb{E}[Y_{i,j}] + \epsilon(\lambda)$, with $\epsilon(\lambda) > 0$, and hence, the target $(\mathbb{E}^*, \mathbb{V}^*) = (100, 10)$ cannot be reached. The algorithm correctly handles this, by converging to the border of the feasible region and returning a non-zero discrepancy value, so that the modeler knows the target cannot be satisfied under the given model.

6.2.4 Bias and variance of estimators

The model-independent stochastic algorithm relies on empirical estimates of the statistics as explained in Section 5, instantiated for example cases in Eq. 18 and 19. Such estimates are not necessarily accurate, and hence we evaluate the bias and variance of the estimators against the closed-form solutions of Eq. 2 and 3, based on 10^3 independent runs.

Figure 4 compares variances and biases for the mean $\hat{\mathbb{E}}[Y]$ (left) and the variance $\hat{\mathbb{V}}[Y]$ (right) estimators, for a range of hyperparameter configurations (Table 1), analyzing the effect of the number of samples used for estimating the statistics. We fix the total number of samples at $S_Z \times S_y = 10^4$, but vary the ratio between the number of samples for the latent variables (S_Z) and for the observed ones (S_y). Both variance and bias are minimized when more computational resources are spent on sampling the latent variables, suggesting the use of $S_Z \times S_y := 10^3 \times 10$. The mean estimator has slight bias which is noticeable only for very small values ($\mathbb{E}[Y] < 1$), and the variance is usually lower than 50% of the mean estimate. The variance estimator, however, has significant bias and variance for small values of $\mathbb{V}[Y]$, potentially disturbing the convergence for initializations C, D and G and raising a question regarding better estimators.

7 Discussion

The Bayesian approach for machine learning is sometimes considered inefficient, both because learning the posterior distribution is computationally heavy but also because needing to specify the model as a generative one is often challenging. However, the generative formalism provides also computational advantages: the prior

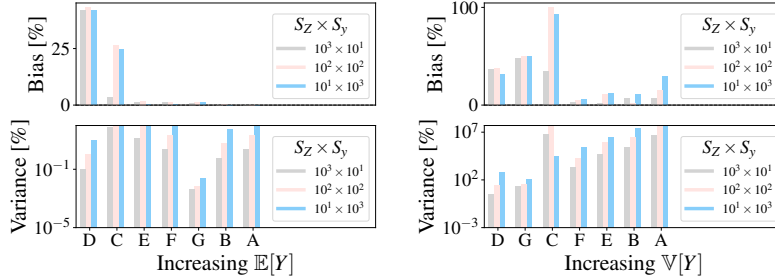


Figure 4: Biases and variances of the expected value (left) and variance (right) estimators for PMF ($K = 25$) with different hyperparameters' configurations (Table 1). S_Z denotes the number of latent variable samples and S_y is the number of samples of observed variable.

predictive distribution, available only because of the way the model was specified, can be used for estimating good hyperparameters without needing to fit the model for the observed data.

In this work, we presented a general approach for estimating the prior distributions for arbitrary hierarchical Bayesian models by matching statistics of the prior predictive distribution. The approach is particularly efficient for models that allow closed-form analytic expression of such statistics; the prior distributions can then be set with trivial computations. We demonstrated this for the case of certain central moments for Poisson factorization models, including compound Poisson MF (Basbug and Engelhardt, 2016; Jerfel et al., 2017), providing a closed-form expression for setting, e.g., the number of factors. The result is of nature similar to the one Bouveyron et al. (2019) provided recently for Gaussian matrix factorization models, but not quite as strong: For the normal likelihood, they were able to derive the actual prior predictive distribution in closed form, hence providing also automatic means for selecting optimal K . Our solution only offers certain moments of the predictive distribution in closed form but provides also closed-form expression for K .

We also provided a model-independent solution based on stochastic optimization, applicable for all models that can be written in the reparameterized form. The problem formulation is related to that of likelihood-free inference (or approximate Bayesian computation) (Marin et al., 2012), in particular to the early algorithms that attempt to find parameter values for which data simulated from the model would minimize a suitably chosen discrepancy measure. We demonstrated that the approach can successfully be used for various count MF models but also illustrated that the resulting optimization problem can be of relatively complex nature. Furthermore, we noted several challenges the model-independent algorithm faces. In particular, it does not handle certain (e.g., discrete) hyperparameters and as shown in Section 6.2.4, may lead to erroneous solutions due to bias in the estimators.

Design and evaluation of better estimators are among possible future development opportunities related to the model-independent algorithm, several of which we discuss below.

Extended notation for better estimators. The procedure described in Section 5 allows for more complex estimators than of the form implied by Eq. 11. For example, we can consider here an example of an alternative variance estimator following from the definition $\mathbb{V}[Y] = \mathbb{E}[(Y - \mathbb{E}[Y])^2]$, where the procedure is applied twice: (1) first, expand the inner expectation $E := \mathbb{E}[Y]$; (2) then, expand the outer expectation $\mathbb{E}[g(Y)]$ where $g(Y) = (Y - E)^2$ and E is treated as it was a constant.

Complex quantities with continuous models. For fully continuous models, i.e., in models where all latent variables Z and outputs Y are associated with continuous distributions, all the variables can be reparametrized. As a consequence, individual samples y from the prior predictive distribution are functionally dependent on (and therefore, differentiable w.r.t) the hyperparameters λ :

$$y := y(\epsilon_y, \lambda, z_L(\epsilon_L, \lambda, z_{L-1}(\epsilon_{L-1}, \lambda, \dots, z_1(\epsilon_1, \lambda))))$$

or for notational simplicity: $y := y(\vec{\epsilon}, \lambda)$. In such case, the considered statistics T do not need to rely only on expectations. In fact, almost arbitrary quantities that can be obtained from a set of samples $\{y\}$ in a

differentiable way are possible. For example, thanks to recently developed NeuralSort Grover et al. (2019) that provides sorting differentiable w.r.t its inputs, a differentiable estimator of arbitrary quantile q can be proposed: $\hat{T}_q := \text{NeuralSort}(\{y(\vec{\epsilon}_i, \lambda)\}_{i=1}^{100})_{\lceil 100 \cdot q \rceil}$.

Feasibility and regularization. The proposed optimization algorithm is capable of finding a minimum of d , what however, not necessarily imply that the equality $\hat{T} = T^*$ can be achieved. In particular, if the model is too constrained, i.e., T^* is outside of the possible outcomes, or if some of the requested values are contradictory, there still may be a mismatch. In such the case, as demonstrated in Section 6.2.3, the algorithm may arrive at a minimum different from the requested one. Where exactly it will be depends on details of how d was specified, e.g., how different components of d are weighted. On the other hand, in certain cases, there also may be multiple solutions λ , all of which are minimizing d . For example, in a simple model consisting of a single variable $Y \sim G(a, b)$, there are infinitely many solutions to the equation $\mathbb{E}[Y] = \mathbb{E}^*$.

The behavior of the algorithm and hence, the solutions λ can be adjusted by adding an additional regularization term to the optimization objective d :

$$-\alpha \cdot \hat{T}'(\mathbb{E}(g'(Y)))$$

where the constant term α balances the importance of the original task vs. regularization. The purpose of the term is to improve the task identifiability and/or shift the optimization towards more desirable (e.g., characterized by broader variance) solutions. For example, employing $\hat{T}' := \log(\mathbb{E}[Y^2] - \mathbb{E}[Y]^2)$ would make the algorithm to lean towards solutions with higher variance (regardless of d and feasibility of T^*).

Acknowledgements

The work was supported by Academy of Finland, under grant 1313125, as well as the Finnish Center for Artificial Intelligence (FCAI), a Flagship of the Academy of Finland. We also thank the Finnish Grid and Cloud Infrastructure (urn:nbn:fi:research-infras-2016072533) for providing computational resources.

We thank Helge Langseth, Heri Ramampiaro (NTNU/Trondheim) and António Góis (Unbabel/NYU) for useful discussions and critical review of the publication.

References

- M. E. Basbug and B. E. Engelhardt. Hierarchical compound poisson factorization. In *Proceedings of the 33rd International Conference on Machine Learning, ICML 2016*, 2016.
- J. Bergstra, R. Bardenet, Y. Bengio, and B. Kégl. Algorithms for hyper-parameter optimization. In *Proceedings of the 24th International Conference on Neural Information Processing Systems, NIPS'11*, 2011.
- C. Bouveyron, P. Latouche, and P.-A. Mattei. Exact dimensionality selection for Bayesian PCA. *arXiv preprint arXiv:1703.02834*, 2019.
- I. Cantador, P. Brusilovsky, and T. Kuflik. 2nd workshop on information heterogeneity and fusion in recommender systems (hetrec 2011). In *Proceedings of the 5th ACM conference on Recommender systems, RecSys 2011*, 2011.
- A. J. Chaney, D. M. Blei, and T. Eliassi-Rad. A probabilistic model for using social networks in personalized item recommendation. In *Proceedings of the 9th ACM Conference on Recommender Systems, RecSys 2015*, 2015.
- E. de Souza da Silva, H. Langseth, and H. Ramampiaro. Content-based social recommendation with poisson matrix factorization. In *Joint European Conference on Machine Learning and Knowledge Discovery in Databases, ECML/PKDD 2017*, 2017.
- M. Figurnov, S. Mohamed, and A. Mnih. Implicit reparameterization gradients. In *Advances in Neural Information Processing Systems, NIPS 2018*, 2018.
- J. Gabry, D. Simpson, A. Vehtari, M. Betancourt, and A. Gelman. Visualization in bayesian workflow. *Journal of the Royal Statistical Society: Series A (Statistics in Society)*, 182(2):389–402, 2019.

- P. Gopalan, J. M. Hofman, and D. M. Blei. Scalable recommendation with hierarchical poisson factorization. In *Proceedings of the Thirty-First Conference on Uncertainty in Artificial Intelligence*, UAI'15, 2015.
- A. Grover, E. Wang, A. Zweig, and S. Ermon. Stochastic optimization of sorting networks via continuous relaxations. *arXiv preprint arXiv:1903.08850*, 2019.
- G. Jerfel, M. E. Basbug, and B. E. Engelhardt. Dynamic collaborative filtering with compound poisson factorization. In *Proceedings of the 20th International Conference on Artificial Intelligence and Statistics*, AISTATS 2017, 2017.
- J. B. Kadane, J. M. Dickey, R. L. Winkler, W. S. Smith, and S. C. Peters. Interactive elicitation of opinion for a normal linear model. *Journal of the American Statistical Association*, 75:845–854, 1980.
- A. Klein, S. Falkner, S. Bartels, P. Hennig, and F. Hutter. Fast bayesian optimization of machine learning hyperparameters on large datasets. In *Proceedings of the 20th International Conference on Artificial Intelligence and Statistics*, AISTATS 2017, 2017.
- H. M. Levitin, J. Yuan, Y. L. Cheng, F. J. Ruiz, E. C. Bush, J. N. Bruce, P. Canoll, A. Iavarone, A. Lasorella, D. M. Blei, and P. A. Sims. De novo gene signature identification from single-cell rna-seq with hierarchical poisson factorization. *Molecular Systems Biology*, 15(2):e8557, 2019.
- C. Li, Y. Mao, R. Zhang, and J. Huai. On Hyper-Parameter Estimation In Empirical Bayes: A Revisit of The MacKay Algorithm. In *Proceedings of the Thirty-Second Conference on Uncertainty in Artificial Intelligence*, UAI 2016, 2016.
- D. Liang, J. W. Paisley, and D. Ellis. Codebook-based scalable music tagging with poisson matrix factorization. In *Proceedings of the 15th International Society for Music Information Retrieval Conference*, ISMIR 2014, 2014.
- J. Marin, P. Pudlo, C. Robert, and R. Ryder. Approximate bayesian computational methods. *Statistics and computing*, 22(6):1167–1180, 2012.
- S. Mohamed, M. Rosca, M. Figurnov, and A. Mnih. Monte carlo gradient estimation in machine learning. *arXiv preprint arXiv:1906.10652*, 2019.
- D. J. Schad, M. Betancourt, and S. Vasisht. Toward a principled bayesian workflow in cognitive science. *arXiv preprint arXiv:1904.12765*, 2019.
- J. Snoek, H. Larochelle, and R. P. Adams. Practical bayesian optimization of machine learning algorithms. In *Proceedings of the 25th International Conference on Neural Information Processing Systems - Volume 2*, NIPS'12, 2012.
- A. Vehtari, A. Gelman, and J. Gabry. Erratum to: Practical bayesian model evaluation using leave-one-out cross-validation and WAIC. *Statistics and Computing*, 27(5):1433, 2017.

A Poisson Matrix Factorization

A.1 Preliminaries

We will consider the Poisson-Gamma matrix defined in Section 4.1 and proceed to show the steps to obtain the prior predictive expected value $\mathbb{E}[Y_{ij}|\lambda]$, variance $\mathbb{V}[Y_{ij}|\lambda]$, covariance $\text{Cov}[Y_{ij}, Y_{tl}|\lambda]$ and correlations $\rho[Y_{ij}, Y_{tl}|\lambda]$, and show how to obtain equations relating those values with the hyperparameters of the model. The general strategy is to marginalize the latent variables in the calculations of the moments, and for that we will make use of Total Expectation Law, Total Variance Law and Total Covariance Law and the following propositions without proofs:

$$\mathbb{E}[Y] = \mathbb{E}[\mathbb{E}[Y|X]] \quad (20)$$

$$\mathbb{V}[Y] = \mathbb{E}[\mathbb{V}[Y|X]] + \mathbb{V}[\mathbb{E}[Y|X]] \quad (21)$$

$$\text{Cov}[X, Y] = \mathbb{E}[\text{Cov}[X, Y|Z]] + \text{Cov}[\mathbb{E}[X|Z], \mathbb{E}[Y|Z]] \quad (22)$$

$$\mathbb{V}[XY] = \mathbb{E}[X^2] \mathbb{E}[Y^2] - \mathbb{E}[X]^2 \mathbb{E}[Y]^2 \quad (23)$$

$$\mathbb{V}[XY] = \mathbb{E}[X]^2 \mathbb{V}[Y] + \mathbb{E}[Y]^2 \mathbb{V}[X] + \mathbb{V}[X] \mathbb{V}[Y] \quad (24)$$

$$\mathbb{E}[X^2] = \mathbb{V}[X] + \mathbb{E}[X]^2 \quad (25)$$

$$\mathbb{V}\left[\sum_k X_k\right] = \sum_k \mathbb{V}[X_k] + 2 \sum_{k < k'} \text{Cov}[X_k, X_{k'}] \quad (26)$$

We develop this Appendix showing all the steps of the derivations in a self-contained fashion, relying on those properties above and the definitions of the models.

A.2 Intermediate results

We will start by computing some intermediate results that are useful in different steps for the final results.

Proposition A.1. *For any combination of valid value for the indexes i, j, t and l , if the latent indexes $k \neq k'$, then $\text{Cov}[\theta_{ik}\beta_{jk}, \theta_{tk'}\beta_{lk'}] = 0$*

Proof. By definition of the covariance

$$\text{Cov}[\theta_{ik}\beta_{jk}, \theta_{tk'}\beta_{lk'}] = \mathbb{E}[\theta_{ik}\beta_{jk}\theta_{tk'}\beta_{lk'}] - \mathbb{E}[\theta_{ik}\beta_{jk}] \mathbb{E}[\theta_{tk'}\beta_{lk'}]$$

Given that $k \neq k'$, this implies (for any combination of the other indices) $\mathbb{E}[\theta_{ik}\beta_{jk}\theta_{tk'}\beta_{lk'}] = \mathbb{E}[\theta_{ik}\beta_{jk}] \mathbb{E}[\theta_{tk'}\beta_{lk'}]$ \square

Proposition A.2. *For any combination of valid value for the indexes i, j and k the following equations hold:*

1. $\mathbb{E}[\sum_k \theta_{ik}\beta_{jk}] = K\mu_\theta\mu_\beta$
2. $\mathbb{V}[\sum_k \theta_{ik}\beta_{jk}] = K[(\mu_\beta\sigma_\theta)^2 + (\mu_\theta\sigma_\beta)^2 + (\sigma_\theta\sigma_\beta)^2]$
3. $\text{Cov}[\sum_k \theta_{ik}\beta_{jk}, \sum_k \theta_{tk}\beta_{lk}] = K[\delta_{it}(\mu_\beta\sigma_\theta)^2 + \delta_{jl}(\mu_\theta\sigma_\beta)^2 + \delta_{it}\delta_{jl}(\sigma_\theta\sigma_\beta)^2]$

Proof. :

1. For the first equation we apply the summation property of the expected value and the fact that θ_{ik} and β_{jk} are independent.
2. For $\mathbb{V}[\sum_k \theta_{ik}\beta_{jk}]$, we start by using Eq. 26, thus resulting in

$$\mathbb{V}\left[\sum_k \theta_{ik}\beta_{jk}\right] = \sum_k \mathbb{V}[\theta_{ik}\beta_{jk}] + 2 \sum_{k < k'} \text{Cov}[\theta_{ik}\beta_{jk}, \theta_{ik'}\beta_{jk'}].$$

However, from Proposition A.1 we know the covariance terms are zero when indexes $k \neq k'$, resulting in $\mathbb{V}[\sum_k \theta_{ik}\beta_{jk}] = \sum_k \mathbb{V}[\theta_{ik}\beta_{jk}]$. Now using Equation 24 for the variance of the product of random variables we obtain

$$\begin{aligned}\mathbb{V}[\theta_{ik}\beta_{jk}] &= \mathbb{E}[\theta_{ik}]^2 \mathbb{V}[\beta_{jk}] + \mathbb{E}[\beta_{jk}]^2 \mathbb{V}[\theta_{ik}] + \mathbb{V}[\theta_{ik}] \mathbb{V}[\beta_{jk}] \\ &= \mu_\theta^2 \sigma_\beta^2 + \mu_\beta^2 \sigma_\theta^2 + \sigma_\beta^2 \sigma_\theta^2 \\ \Rightarrow \mathbb{V}[\sum_k \theta_{ik}\beta_{jk}] &= K[(\mu_\beta \sigma_\theta)^2 + (\mu_\theta \sigma_\beta)^2 + (\sigma_\theta \sigma_\beta)^2]\end{aligned}$$

3. For the last equation we start with the definition of covariance:

$$\begin{aligned}\text{Cov}[\sum_k \theta_{ik}\beta_{jk}, \sum_k \theta_{tk}\beta_{lk}] &= \mathbb{E}[\sum_{k,k'} \theta_{ik}\beta_{jk}\theta_{tk'}\beta_{lk'}] - \mathbb{E}[\sum_k \theta_{ik}\beta_{jk}] \mathbb{E}[\sum_{k'} \theta_{tk'}\beta_{lk'}] \\ &= \sum_{k,k'} \underbrace{\mathbb{E}[\theta_{ik}\beta_{jk}\theta_{tk'}\beta_{lk'}] - \mathbb{E}[\theta_{ik}] \mathbb{E}[\beta_{jk}] \mathbb{E}[\theta_{tk'}] \mathbb{E}[\beta_{lk'}]}_{\text{Cov}[\theta_{ik}\beta_{jk}, \theta_{tk'}\beta_{lk'}]}\end{aligned}$$

Considering Proposition A.1, we know that only the shared indices k are non zero, thus simplifying to:

$$\begin{aligned}\text{Cov}[\sum_k \theta_{ik}\beta_{jk}, \sum_k \theta_{tk}\beta_{lk}] &= \sum_k \mathbb{E}[\theta_{ik}\beta_{jk}\theta_{tk}\beta_{lk}] - \mathbb{E}[\theta_{ik}] \mathbb{E}[\beta_{jk}] \mathbb{E}[\theta_{tk}] \mathbb{E}[\beta_{lk}] \\ &= \sum_k \text{Cov}[\theta_{ik}\beta_{jk}, \theta_{tk}\beta_{lk}]\end{aligned}\tag{27}$$

Now we can calculate $\text{Cov}[\theta_{ik}\beta_{jk}, \theta_{tk}\beta_{lk}]$ for four different cases:

- (a) if $i \neq t$ & $j \neq l$: because of independence of all variables, we obtain $\text{Cov}[\theta_{ik}\beta_{jk}, \theta_{tk}\beta_{lk}] = 0$
- (b) if $i = t$ & $j \neq l$:

$$\begin{aligned}\text{Cov}[\theta_{ik}\beta_{jk}, \theta_{ik}\beta_{lk}] &= \mathbb{E}[\theta_{ik}^2 \beta_{jk} \beta_{lk}] - \mathbb{E}[\theta_{ik}]^2 \mathbb{E}[\beta_{jk}] \mathbb{E}[\beta_{lk}] \\ &= \mathbb{E}[\theta_{ik}^2] \mathbb{E}[\beta_{jk}] \mathbb{E}[\beta_{lk}] - \mathbb{E}[\theta_{ik}]^2 \mathbb{E}[\beta_{jk}] \mathbb{E}[\beta_{lk}] \\ &= \mathbb{E}[\beta_{jk}] \mathbb{E}[\beta_{lk}] (\mathbb{E}[\theta_{ik}^2] - \mathbb{E}[\theta_{ik}]^2) \\ &= \mu_\beta^2 \sigma_\theta^2\end{aligned}$$

- (c) if $i \neq t$ & $j = l$:

$$\begin{aligned}\text{Cov}[\theta_{ik}\beta_{jk}, \theta_{tk}\beta_{jk}] &= \mathbb{E}[\beta_{jk}^2] \mathbb{E}[\theta_{ik}] \mathbb{E}[\theta_{tk}] - \mathbb{E}[\beta_{jk}]^2 \mathbb{E}[\theta_{ik}] \mathbb{E}[\theta_{tk}] \\ &= \mu_\theta^2 \sigma_\beta^2\end{aligned}$$

- (d) if $i = t$ & $j = l$:

$$\begin{aligned}\text{Cov}[\theta_{ik}\beta_{jk}, \theta_{ik}\beta_{jk}] &= \mathbb{V}[\theta_{ik}\beta_{jk}] \\ &= (\mu_\beta \sigma_\theta)^2 + (\mu_\theta \sigma_\beta)^2 + (\sigma_\theta \sigma_\beta)^2\end{aligned}$$

Putting all together using Kronecker delta for the indices in the different cases we obtain

$$\text{Cov}[\theta_{ik}\beta_{jk}, \theta_{tk}\beta_{lk}] = \delta_{it}(\mu_\beta \sigma_\theta)^2 + \delta_{jl}(\mu_\theta \sigma_\beta)^2 + \delta_{it}\delta_{jl}(\sigma_\theta \sigma_\beta)^2\tag{28}$$

We obtain the final results combining Equation 27 and Equation 28:

$$\Rightarrow \text{Cov}[\sum_k \theta_{ik}\beta_{jk}, \sum_k \theta_{tk}\beta_{lk}] = K[\delta_{it}(\mu_\beta \sigma_\theta)^2 + \delta_{jl}(\mu_\theta \sigma_\beta)^2 + \delta_{it}\delta_{jl}(\sigma_\theta \sigma_\beta)^2]$$

□

A.3 Expected values and variance

Let us now proceed to compute the prior predictive expected value and variance.

Proposition A.3. *For any combination of valid value for the indexes i, j and the following equations hold:*

1. $\mathbb{E}[Y_{ij}] = K\mu_\theta\mu_\beta$
2. $\mathbb{V}[Y_{ij}] = K[\mu_\theta\mu_\beta + (\mu_\beta\sigma_\theta)^2 + (\mu_\theta\sigma_\beta)^2 + (\sigma_\theta\sigma_\beta)^2]$

Proof. By the law of total expectation, $\mathbb{E}[Y_{ij}] = \mathbb{E}[\mathbb{E}[Y_{ij} | \sum_k \theta_{ik}\beta_{jk}]] = \mathbb{E}[\sum_k \theta_{ik}\beta_{jk}]$, already calculated in Proposition A.2

For the second equation we use the law of total variance (Equation 21) $\mathbb{V}[Y_{ij}] = \mathbb{E}[\mathbb{V}[Y_{ij} | \sum_k \theta_{ik}\beta_{jk}]] + \mathbb{V}[\mathbb{E}[Y_{ij} | \sum_k \theta_{ik}\beta_{jk}]]$, because we have a Poisson likelihood we know that $\mathbb{V}[Y_{ij} | \sum_k \theta_{ik}\beta_{jk}] = \mathbb{E}[Y_{ij} | \sum_k \theta_{ik}\beta_{jk}] = \sum_k \theta_{ik}\beta_{jk}$. Now putting both together and using Proposition A.2 we obtain:

$$\begin{aligned} \mathbb{V}[Y_{ij}] &= \mathbb{E}[\sum_k \theta_{ik}\beta_{jk}] + \mathbb{V}[\sum_k \theta_{ik}\beta_{jk}] \\ &= K[\mu_\theta\mu_\beta + (\mu_\beta\sigma_\theta)^2 + (\mu_\theta\sigma_\beta)^2 + (\sigma_\theta\sigma_\beta)^2] \end{aligned}$$

□

A.4 Covariance and correlation

Finally, combining the previous results we can obtain the covariance and correlation given by the prior predictive distribution

Proposition A.4. *The prior predictive covariance is given by*

$$\text{Cov}[Y_{ij}, Y_{tl}] = K[\delta_{it}(\mu_\beta\sigma_\theta)^2 + \delta_{jl}(\mu_\theta\sigma_\beta)^2 + \delta_{it}\delta_{jl}(\mu_\theta\mu_\beta + (\sigma_\theta\sigma_\beta)^2)]$$

Proof. Using the law of total covariance (Equation 22):

$$\begin{aligned} \text{Cov}[Y_{ij}, Y_{tl}] &= \mathbb{E}[\text{Cov}[Y_{ij}, Y_{tl} | \theta_{i.}, \beta_{j.}, \theta_{t.}, \beta_{l.}]] + \text{Cov}[\mathbb{E}[Y_{ij} | \theta_{i.}, \beta_{j.}], \mathbb{E}[Y_{tl} | \theta_{t.}, \beta_{l.}]] \\ &= \mathbb{E}[\delta_{it}\delta_{jl} \mathbb{V}[Y_{ij} | \theta_{i.}, \beta_{j.}]] + \text{Cov}[\sum_k \theta_{ik}\beta_{jk}, \sum_k \theta_{tk}\beta_{lk}] \\ &= \mathbb{E}[\delta_{it}\delta_{jl} \sum_k \theta_{ik}\beta_{jk}] + K[\delta_{it}(\mu_\beta\sigma_\theta)^2 + \delta_{jl}(\mu_\theta\sigma_\beta)^2 + \delta_{it}\delta_{jl}(\sigma_\theta\sigma_\beta)^2] \\ &= K[\delta_{it}(\mu_\beta\sigma_\theta)^2 + \delta_{jl}(\mu_\theta\sigma_\beta)^2 + \delta_{it}\delta_{jl}(\mu_\theta\mu_\beta + (\sigma_\theta\sigma_\beta)^2)] \end{aligned}$$

□

Proposition A.5. *The prior predictive correlation is given by*

$$\rho[Y_{ij}, Y_{tl}] = \frac{\delta_{it}(\mu_\beta\sigma_\theta)^2 + \delta_{jl}(\mu_\theta\sigma_\beta)^2 + \delta_{it}\delta_{jl}(\mu_\theta\mu_\beta + (\sigma_\theta\sigma_\beta)^2)}{\mu_\theta\mu_\beta + (\mu_\beta\sigma_\theta)^2 + (\mu_\theta\sigma_\beta)^2 + (\sigma_\theta\sigma_\beta)^2}$$

Or alternately

$$\rho[Y_{ij}, Y_{tl}] = \begin{cases} 0, & \text{if } i \neq t \ \& \ j \neq l \\ 1, & \text{if } i = t \ \& \ j = l \\ \rho_1 = \frac{(\mu_\beta\sigma_\theta)^2}{\mu_\theta\mu_\beta + (\mu_\beta\sigma_\theta)^2 + (\mu_\theta\sigma_\beta)^2 + (\sigma_\theta\sigma_\beta)^2}, & \text{if } i = t \ \& \ j \neq l \\ \rho_2 = \frac{(\mu_\theta\sigma_\beta)^2}{\mu_\theta\mu_\beta + (\mu_\beta\sigma_\theta)^2 + (\mu_\theta\sigma_\beta)^2 + (\sigma_\theta\sigma_\beta)^2}, & \text{if } i \neq t \ \& \ j = l \end{cases}$$

Proof. From the definition of correlation we have:

$$\begin{aligned}
\rho[Y_{ij}, Y_{tl}] &= \frac{\text{Cov}[Y_{ij}, Y_{tl}]}{\sqrt{\mathbb{V}[Y_{ij}]\mathbb{V}[y_{tlj}]}} \\
&= \frac{\text{Cov}[Y_{ij}, Y_{tl}]}{\sqrt{\mathbb{V}[Y_{ij}]^2}} \\
&= \frac{\delta_{it}(\mu_\beta\sigma_\theta)^2 + \delta_{jl}(\mu_\theta\sigma_\beta)^2 + \delta_{it}\delta_{jl}(\mu_\theta\mu_\beta + (\sigma_\theta\sigma_\beta)^2)}{\mu_\theta\mu_\beta + (\mu_\beta\sigma_\theta)^2 + (\mu_\theta\sigma_\beta)^2 + (\sigma_\theta\sigma_\beta)^2}
\end{aligned}$$

□

A.5 Finding the hyperparameters given the moments

Proposition A.6. *Given that we know K , $\mathbb{E}[Y_{ij}]$, $\mathbb{V}[Y_{ij}]$, ρ_1 and ρ_2 the following equations are valid:*

$$\sigma_\theta\sigma_\beta = \frac{\mathbb{V}[Y_{ij}]}{\mathbb{E}[Y_{ij}]} \sqrt{\rho_1\rho_2} \quad (29)$$

$$\left(\frac{\sigma_\beta}{\mu_\beta}\right)^2 = K \frac{\mathbb{V}[Y_{ij}]}{\mathbb{E}[Y_{ij}]^2} \rho_2 \quad (30)$$

$$\left(\frac{\sigma_\theta}{\mu_\theta}\right)^2 = K \frac{\mathbb{V}[Y_{ij}]}{\mathbb{E}[Y_{ij}]^2} \rho_1 \quad (31)$$

$$\rho_1 \left(\frac{\sigma_\beta}{\mu_\beta}\right)^2 = \rho_2 \left(\frac{\sigma_\theta}{\mu_\theta}\right)^2 \quad (32)$$

Proof. We can rewrite the columns correlation ρ_1 and row correlation ρ_2 equations from Proposition A.5 as:

$$\rho_1 \frac{\mathbb{V}[Y_{ij}]}{K} = (\mu_\beta\sigma_\theta)^2 \quad (33)$$

$$\rho_2 \frac{\mathbb{V}[Y_{ij}]}{K} = (\mu_\theta\sigma_\beta)^2 \quad (34)$$

Multiplying them together we obtain

$$\begin{aligned}
\rho_1\rho_2 \left(\frac{\mathbb{V}[Y_{ij}]}{K}\right)^2 &= \underbrace{(\mu_\beta\mu_\theta)^2}_{\frac{\mathbb{E}[Y_{ij}]}{K}} (\sigma_\beta\sigma_\theta)^2 \\
\implies \rho_1\rho_2 \left(\frac{\mathbb{V}[Y_{ij}]}{\mathbb{E}[Y_{ij}]}\right)^2 &= (\sigma_\beta\sigma_\theta)^2
\end{aligned} \quad (35)$$

Taking the root of Equation 35 completes the proof for Equation 29.

Now, using Equation 35, Equation 33 and Equation 34, we will obtain the value of $\frac{(\sigma_\beta\sigma_\theta)^2}{(\mu_\beta\sigma_\theta)^2}$ and $\frac{(\sigma_\beta\sigma_\theta)^2}{(\mu_\theta\sigma_\beta)^2}$

$$\frac{(\sigma_\beta\sigma_\theta)^2}{(\mu_\beta\sigma_\theta)^2} = \frac{\sigma_\beta^2}{\mu_\beta^2} = \rho_1\rho_2 \left(\frac{\mathbb{V}[Y_{ij}]}{\mathbb{E}[Y_{ij}]}\right)^2 \frac{K}{\rho_1 \mathbb{V}[Y_{ij}]} = \rho_2 K \frac{\mathbb{V}[Y_{ij}]}{\mathbb{E}[Y_{ij}]^2} \quad (36)$$

$$\frac{(\sigma_\beta\sigma_\theta)^2}{(\mu_\theta\sigma_\beta)^2} = \frac{\sigma_\theta^2}{\mu_\theta^2} = \rho_1\rho_2 \left(\frac{\mathbb{V}[Y_{ij}]}{\mathbb{E}[Y_{ij}]}\right)^2 \frac{K}{\rho_2 \mathbb{V}[Y_{ij}]} = \rho_1 K \frac{\mathbb{V}[Y_{ij}]}{\mathbb{E}[Y_{ij}]^2} \quad (37)$$

Finally dividing Equation 36 for Equation 37 we obtain the last result that completes the proof. □

Proposition A.7. *Given that we know $\mathbb{E}[Y_{ij}]$, $\mathbb{V}[Y_{ij}]$, ρ_1 and ρ_2 , we can obtain the number of latent factors K and coefficient of variation $\left(\frac{\sigma}{\mu}\right)$ of the priors of the Poisson factorization model that would generate data to match those moments.*

$$K = \frac{(1 - (\rho_1 + \rho_2)) \mathbb{V}[Y_{ij}] - \mathbb{E}[Y_{ij}]}{\rho_1 \rho_2} \left(\frac{\mathbb{E}[Y_{ij}]}{\mathbb{V}[Y_{ij}]} \right)^2 \quad (38)$$

$$\left(\frac{\sigma_\theta}{\mu_\theta} \right)^2 = \frac{(1 - (\rho_1 + \rho_2)) \mathbb{V}[Y_{ij}] - \mathbb{E}[Y_{ij}]}{\rho_2 \mathbb{V}[Y_{ij}]} \quad (39)$$

$$\left(\frac{\sigma_\beta}{\mu_\beta} \right)^2 = \frac{(1 - (\rho_1 + \rho_2)) \mathbb{V}[Y_{ij}] - \mathbb{E}[Y_{ij}]}{\rho_1 \mathbb{V}[Y_{ij}]} \quad (40)$$

Proof. From Proposition B.1, we can rewrite the expression for the variance as:

$$\mathbb{V}[Y_{ij}] = \mathbb{E}[Y_{ij}] + K \underbrace{(\mu_\theta \sigma_\beta)^2}_{\frac{\mathbb{V}[Y_{ij}]}{\rho_2 - K}} + K \underbrace{(\mu_\beta \sigma_\theta)^2}_{\frac{\mathbb{V}[Y_{ij}]}{\rho_1 - K}} + K(\sigma_\theta \sigma_\beta)$$

Now, using Equation 33 and Equation 33 to substitute in the previous equation we obtain:

$$\mathbb{V}[Y_{ij}] = \mathbb{E}[Y_{ij}] + (\rho_1 + \rho_2) \mathbb{V}[Y_{ij}] + K(\sigma_\theta \sigma_\beta)^2$$

Using the squared version of Equation 29 from Proposition A.6, we know that $K(\sigma_\theta \sigma_\beta)^2 = K \left(\frac{\mathbb{V}[Y_{ij}]}{\mathbb{E}[Y_{ij}]} \right)^2 \rho_1 \rho_2$. This results in

$$\begin{aligned} K \left(\frac{\mathbb{V}[Y_{ij}]}{\mathbb{E}[Y_{ij}]} \right)^2 \rho_1 \rho_2 &= (1 - (\rho_1 + \rho_2)) \mathbb{V}[Y_{ij}] - \mathbb{E}[Y_{ij}] \\ \implies K &= \frac{(1 - (\rho_1 + \rho_2)) \mathbb{V}[Y_{ij}] - \mathbb{E}[Y_{ij}]}{\rho_1 \rho_2} \left(\frac{\mathbb{E}[Y_{ij}]}{\mathbb{V}[Y_{ij}]} \right)^2 \end{aligned} \quad (41)$$

The remaining results are obtained by substituting Equation 41 in Equation 33 and Equations 34. \square

A.5.1 Gamma priors

For gamma priors parameterized with shape (a,c) and rate (b,d) we have mean and variance given by:

$$\mu_\theta = \frac{a}{b}; \sigma_\theta^2 = \frac{a}{b^2}; \mu_\beta = \frac{c}{d}; \sigma_\beta^2 = \frac{c}{d^2}$$

Using the same parameterization, the coefficient of variation is given by:

$$\frac{\sigma_\theta^2}{\mu_\theta^2} = \frac{a}{b^2} \frac{b^2}{a^2} = \frac{1}{a} \quad (42)$$

$$\frac{\sigma_\beta^2}{\mu_\beta^2} = \frac{d^2}{c^2} \frac{c}{d^2} = \frac{1}{c} \quad (43)$$

Thus, Equation 42 and Equation 42 establishes a close form relationship between shape hyperparameters of Gamma distributed latent variables in Poisson MF and moments of the marginal distribution of the data. This means that any assumption that the expert might have about those moments on the data, can be readily translated into appropriate values in the prior specification.

In conclusion, given the chosen moments, the prior especification of Gamma-Poisson MF model reduces to one degree of freedom, given that the latent dimensionality, and shape hyperparameters are determined. The only two hyperparameters left are the rate/scale, although they would be restricted to be obey a relationship with functional form

$$b \propto \frac{1}{d}$$

Proposition A.8. *Given that we know the moments $\mathbb{E}[Y_{ij}]$, $\mathbb{V}[Y_{ij}]$, ρ_1 and ρ_2 , we can obtain the scale parameters of the Gamma priors specified as $f(\mu_\theta, \sigma_\theta^2) = \text{Gamma}(a, b)$ and $f(\mu_\beta, \sigma_\beta^2) = \text{Gamma}(c, d)$ in the Gamma-Poisson factorization model such that the prior predictive moments would match those given moments.*

$$\frac{1}{a} = \frac{(1 - (\rho_1 + \rho_2)) \mathbb{V}[Y_{ij}] - \mathbb{E}[Y_{ij}]}{\rho_2 \mathbb{V}[Y_{ij}]} \quad (44)$$

$$\frac{1}{c} = \frac{(1 - (\rho_1 + \rho_2)) \mathbb{V}[Y_{ij}] - \mathbb{E}[Y_{ij}]}{\rho_1 \mathbb{V}[Y_{ij}]} \quad (45)$$

Proof. Immediate from Proposition B.3 and the parameterization of Gamma distribution discussed. \square

B Compound Poisson Matrix Factorization

Now will work with the Exponential Dispersion family of observation that makes Compound Poisson matrix factorization models as defined in Section 4.2. Keeping the same notation of the previous section, but adding variable N_{ui} as a Poisson distributed latent count factor of the ED model. With abuse of notation, for example this model allow for observations of the type $Y_{ij} = \sum_{i=1}^{N_{ij}} \mathcal{N}(1, 1)$, where N_{ij} is a Poisson random variable, extending Poisson factorization to the domain of real valued observations. We remind the reader that these are valid relations for this model

$$\begin{aligned} p(Y_{ij}|w, \kappa N_{ij}) &= \exp(Y_{ij}w - \kappa N_{ij}\psi(w))h(Y_{ij}, \kappa N_{ij}) \\ \mathbb{E}[Y_{ij}|w, \kappa N_{ij}] &= \kappa N_{ij}\psi'(w) \\ \mathbb{V}[Y_{ij}|w, \kappa N_{ij}] &= \kappa N_{ij}\psi''(w) \end{aligned}$$

B.1 Mean, variance, covariance and correlation

Proposition B.1. *For any combination of valid value for the indexes i, j and the following equations hold:*

1. $\mathbb{E}[Y_{ij}] = \kappa\psi'(w)K\mu_\theta\mu_\beta$
2. $\mathbb{V}[Y_{ij}] = \kappa\psi''(w)K\mu_\theta\mu_\beta + (\kappa\psi'(w))^2K[\mu_\theta\mu_\beta + (\mu_\beta\sigma_\theta)^2 + (\mu_\theta\sigma_\beta)^2 + (\sigma_\theta\sigma_\beta)^2]$

Proof. By the law of total expectation and the properties of the mean of ED family, $\mathbb{E}[Y_{ij}] = \mathbb{E}[\kappa\psi'(w)N_{ij}]$, which simplifies to $\mathbb{E}[Y_{ij}] = \kappa\psi'(w)\mathbb{E}[N_{ij}]$ and from Proposition A.3 we know the expected value of the latent Poisson count N_{ij} , concluding that $\mathbb{E}[Y_{ij}] = \kappa\psi'(w)K\mu_\theta\mu_\beta$.

Using the law of total variance $\mathbb{V}[Y_{ij}] = \mathbb{E}[\mathbb{V}[Y_{ij}|N_{ij}]] + \mathbb{V}[\mathbb{E}[Y_{ij}|N_{ij}]]$, that simplifies to

$$\mathbb{V}[Y_{ij}] = \kappa\psi''(w)\mathbb{E}[N_{ij}] + [\kappa\psi'(w)]^2\mathbb{V}[N_{ij}]$$

, again substituting Proposition A.3 completes the proof. \square

Proposition B.2. *The prior predictive correlation is given by:*

$$\rho[Y_{ij}, Y_{tl}] = \begin{cases} 0, & \text{if } i \neq t \ \& \ j \neq l \\ 1, & \text{if } i = t \ \& \ j = l \\ \rho_1, & \text{if } i = t \ \& \ j \neq l \\ \rho_2, & \text{if } i \neq t \ \& \ j = l \end{cases}$$

Where the correlation ρ_1 and ρ_2 are given by:

$$\begin{aligned} \rho_1 &= \frac{K[\kappa\psi'(w)]^2}{\mathbb{V}[Y_{ij}]}(\mu_\beta\sigma_\theta)^2 \\ \rho_2 &= \frac{K[\kappa\psi'(w)]^2}{\mathbb{V}[Y_{ij}]}(\mu_\theta\sigma_\beta)^2 \end{aligned}$$

Proof. Starting with the covariance and apply the law of total covariance we obtain:

$$\text{Cov}[Y_{ij}, Y_{il}] = \delta_{it} \delta_{jl} \kappa \psi''(w) \mathbb{E}[N_{ij}] + [\kappa \psi'(w)]^2 \text{Cov}[N_{ij}, N_{il}] \quad (46)$$

When all the indices coincide this will be equal to the variance, thus leading to a correlation of 1, when all the indices are different this will lead to correlation of zero. This means that the main difference between the prior predictive correlation structure of Compound Poisson Matrix Factorization Model and Poisson Factorization model will be in the rows and columns correlation, that we will be able to calculate because we know the covariance $\text{Cov}[N_{ij}, N_{il}]$ from Proposition A.4.

$$\begin{aligned} \rho_1 &= \frac{[\kappa \psi'(w)]^2 \text{Cov}[N_{ij}, N_{il}]}{\mathbb{V}[Y_{i,j}]} \\ &= \frac{K[\kappa \psi'(w)]^2 (\mu_\beta \sigma_\theta^2)}{\mathbb{V}[Y_{i,j}]} \\ \rho_2 &= \frac{[\kappa \psi'(w)]^2 \text{Cov}[N_{ij}, N_{lj}]}{\mathbb{V}[Y_{i,j}]} \\ &= \frac{K[\kappa \psi'(w)]^2 (\mu_\theta \sigma_\beta^2)}{\mathbb{V}[Y_{i,j}]} \end{aligned}$$

□

B.2 Finding the hyperparameters given the moments

Proposition B.3. *For Compound Poisson MF, given that we know $\mathbb{E}[Y_{ij}]$, $\mathbb{V}[Y_{ij}]$, ρ_1 and ρ_2 , we can obtain the number of latent factors K of model that would generate data to match those moments.*

$$K = \frac{(1 - (\rho_1 + \rho_2)) \mathbb{V}[Y_{ij}] - \left(\kappa \psi'(w) + \frac{\psi''(w)}{\psi'(w)} \right) \mathbb{E}[Y_{ij}]}{\rho_1 \rho_2} \left(\frac{\mathbb{E}[Y_{ij}]}{\mathbb{V}[Y_{ij}]} \right)^2 \quad (47)$$

Proof. We will start by showing that:

$$\sigma_\theta \sigma_\beta = \frac{\mathbb{V}[Y_{ij}]}{\mathbb{E}[Y_{ij}] \kappa \psi'(w)} \sqrt{\rho_1 \rho_2} \quad (48)$$

Take ρ_1 and ρ_2 and multiply them to obtain:

$$\rho_1 \rho_2 = \left(\frac{K[\kappa \psi'(w)]^2}{\mathbb{V}[Y_{ij}]} \right)^2 (\mu_\theta \mu_\beta)^2 (\sigma_\theta \sigma_\beta)^2$$

From Proposition B.1, we know $K \mu_\theta \mu_\beta = \frac{\mathbb{E}[Y_{ij}]}{\kappa \psi'(w)}$, so we can substitute that on the previous equation obtaining:

$$\begin{aligned} \rho_1 \rho_2 &= \left(\frac{[\kappa \psi'(w)]^2}{\mathbb{V}[Y_{ij}]} \right)^2 \left(\frac{\mathbb{E}[Y_{ij}]}{\kappa \psi'(w)} \right)^2 (\sigma_\theta \sigma_\beta)^2 \\ \rho_1 \rho_2 &= [\kappa \psi'(w)]^2 \left(\frac{\mathbb{E}[Y_{ij}]}{\mathbb{V}[Y_{ij}]} \right)^2 (\sigma_\theta \sigma_\beta)^2 \end{aligned}$$

Now let us turn our attention to $\mathbb{V}[Y_{ij}]$ and re-write it using the previous results together with Proposi-

tion B.2 for the correlations, and Proposition B.1 for the mean:

$$\begin{aligned}
\mathbb{V}[Y_{ij}] &= \psi''(w) \underbrace{\kappa K \mu_\theta \mu_\beta}_{\frac{\mathbb{E}[Y_{ij}]}{\psi'(w)}} + \underbrace{K[\kappa\psi'(w)]^2 \mu_\theta \mu_\beta}_{\kappa\psi'(w) \mathbb{E}[Y_{ij}]} + K[\kappa\psi'(w)]^2 [(\mu_\beta \sigma_\theta)^2 + (\mu_\theta \sigma_\beta)^2 + (\sigma_\theta \sigma_\beta)^2] \\
&= \left(\frac{\psi''(w)}{\psi'(w)} + \kappa\psi'(w) \right) \mathbb{E}[Y_{ij}] + \underbrace{K[\kappa\psi'(w)]^2 (\mu_\beta \sigma_\theta)^2}_{\rho_1 \mathbb{V}[Y_{ij}]} + \underbrace{K[\kappa\psi'(w)]^2 (\mu_\theta \sigma_\beta)^2}_{\rho_2 \mathbb{V}[Y_{ij}]} + K[\kappa\psi'(w)]^2 (\sigma_\theta \sigma_\beta)^2 \\
&= \left(\frac{\psi''(w)}{\psi'(w)} + \kappa\psi'(w) \right) \mathbb{E}[Y_{ij}] + (\rho_1 + \rho_2) \mathbb{V}[Y_{ij}] + \underbrace{K[\kappa\psi'(w)]^2 (\sigma_\theta \sigma_\beta)^2}_{\rho_1 \rho_2 \left(\frac{\mathbb{V}[Y_{ij}]}{\mathbb{E}[Y_{ij}]} \right)^2} \\
&= \left(\frac{\psi''(w)}{\psi'(w)} + \kappa\psi'(w) \right) \mathbb{E}[Y_{ij}] + (\rho_1 + \rho_2) \mathbb{V}[Y_{ij}] + K \rho_1 \rho_2 \left(\frac{\mathbb{V}[Y_{ij}]}{\mathbb{E}[Y_{ij}]} \right)^2
\end{aligned}$$

Reorganizing the terms and isolating K we obtain the final formula.

□