

# Rumble: Data Independence for Large Messy Data Sets

Stefan Irimescu  
Beekeeper AG  
Zürich  
Switzerland

stefan.irimescu@beekeeper.io

Can Berker Cikis  
ETH Zürich  
Dept. of Computer Science  
Zürich  
Switzerland  
ccikis@student.ethz.ch

Ingo Müller  
ETH Zürich  
Dept. of Computer Science  
Zürich  
Switzerland  
ingo.mueller@inf.ethz.ch

Ghislain Fourny  
ETH Zürich  
Dept. of Computer Science  
Zürich  
Switzerland  
ghislain.fourny@inf.ethz.ch

Gustavo Alonso  
ETH Zürich  
Dept. of Computer Science  
Zürich  
Switzerland  
alonso@inf.ethz.ch

## ABSTRACT

This paper introduces Rumble, an engine that executes JSONiq queries on large, heterogeneous and nested collections of JSON objects, leveraging the parallel capabilities of Spark so as to provide a high degree of data independence. The design is based on two key insights: (i) how to map JSONiq expressions to Spark transformations on RDDs and (ii) how to map JSONiq FLWOR clauses to Spark SQL on DataFrames. We have developed a working implementation of these mappings showing that JSONiq can efficiently run on Spark to query billions of objects into, at least, the TB range. The JSONiq code is concise in comparison to Spark’s host languages while seamlessly supporting the nested, heterogeneous data sets that Spark SQL does not. The ability to process this kind of input, commonly found, is paramount for data cleaning and curation. The experimental analysis indicates that there is no excessive performance loss, occasionally even a gain, over Spark SQL for structured data, and a performance gain over PySpark. This demonstrates that a language such as JSONiq is a simple and viable approach to large-scale querying of denormalized, heterogeneous, arborescent data sets, in the same way as SQL can be leveraged for structured data sets. The results also illustrate that Codd’s concept of data independence makes as much sense for heterogeneous, nested data sets as it does on highly structured tables.

## Keywords

JSONiq, Spark, RDD, DataFrames, distributed parallel processing, SQL, document stores, JSON, nested data, heterogeneous data, NoSQL

This work is licensed under the Creative Commons Attribution-NonCommercial-NoDerivatives 4.0 International License. To view a copy of this license, visit <http://creativecommons.org/licenses/by-nc-nd/4.0/>. For any use beyond those covered by this license, obtain permission by contacting the authors. Copyright is held by the owner/author(s).

## 1. INTRODUCTION

JSON is a wide-spread format for large data sets. Its popularity can be explained by its concise syntax, its ability to be read and written easily by both humans and machines, and its simple, yet flexible data model. Thanks to its wide support by programming languages and tools, JSON is often used to share data sets between users or systems. Furthermore, data is often first produced in JSON, for example, as messages between system components or as trace events, where its simplicity and flexibility require a very low initial development effort.

However, the simplicity of creating JSON data on the fly often leads to a certain heterogeneity of the produced data sets, which creates problems on its own. As a running example, consider the GitHub Archive, a public data set of about 900 GB of compressed JSON objects representing about 3.2 billion events recorded by the GitHub API between early 2011 and today. The data set combines events of different types and different versions of the API—presumably because each event is simply archived as is. Each individual event in the data set is already complex, consisting of nested arrays and objects with a total of typically several dozen attributes. However, the variety of events makes the collection as a whole even more complex: all events *combined* have more than 1.3k different attributes. Furthermore, about 10% of these attributes have mixed JSON types. Analyzing this kind of data sets thus requires to deal with “messy” data, i.e., with absent values, nested objects and arrays, and heterogeneous types.

We argue that today’s data analytic systems have unsatisfactory support for large messy data sets. While many systems allow to read JSON-based data sets, they usually represent them in some flavor of data frames, which often do not work with nested arrays (for example, `pandas`) and almost always only work with homogeneous collections. Attributes with a mix of types are either dropped or kept as strings—including all nested attributes—and must be parsed manually before further analysis. For example, because there is a tiny number of integer values in the `.payload.issue` path, all objects at this path are stored as strings. Overall, this is the case for about a quarter of the data set, which

is hence inaccessible for immediate analysis. Furthermore, data-frame-based systems usually map non-existing values and `null` values<sup>1</sup> to their own representation of `NULL`, making it impossible to distinguish the two in the (admittedly rare) cases where this might be necessary. In short, the conversion to a data frame seems to be an inadequate first step for analyzing messy JSON data sets.

Furthermore, SQL is arguably not the most intuitive language when it comes to nested data, and the same is true for other languages originally designed for flat data frames or relations. While the SQL standard does define an array data type and even sub-queries on individual arrays, this is done with pairs of `ARRAY(.)` and `UNNEST(.)`, which is more verbose and less readable than necessary. For example,<sup>2</sup> the following query selects the elements `x` within an array attribute `arr` that are larger than 5 and multiplies them by 2:

```
SELECT arr, ARRAY(
  SELECT x*2 FROM UNNEST(arr) AS x WHERE x < 5)
FROM table_with_nested_attributes;
```

What is worse is that few systems implement the array functionality of the standard even partially, let alone all of it. Instead, if they support arrays at all, they do so through (often non-standard) functions such as `array_contains`, which are less expressive. Consequently, queries on messy data sets might consist of three different sub-languages: (1) SQL for the data frame holding the data set, (2) `array_*` functions for nested data, and (3) UDFs for otherwise unsupported tasks including parsing and cleansing the heterogeneous attributes. Current tools are thus not only based on an inadequate data model but also on a language with sub-optimal support for nested data.

In this paper, we present the design and implementation of *Rumble*, a system for analyzing large messy data sets. It is based on the query language JSONiq [19, 38], which was designed to query collections of JSON documents, is largely based on W3C standards, and has several mature implementations. JSONiq’s data model accurately represents any valid JSON document (in fact, any JSON document *is* automatically a valid JSONiq expression) and the language uses the same, simple and declarative constructs for all nesting levels. This makes it natural to deal with all aspects of messy data sets: absent data, nested values, and heterogeneous types. Furthermore, the fact that JSONiq is declarative opens the door for a wide range of query optimization techniques. Thanks to JSONiq, Rumble does hence not suffer from the short-comings of data-frame-based systems mentioned above and instead promises higher productivity of users working with JSON data.

The key difference of Rumble compared to previous implementations of JSONiq such as Zorba [41] and IBM WebSphere [25] is the scale of data sets it targets. To that aim, we implement Rumble on top of Apache Spark [40], such that it inherits the big data capabilities of that system, including fault tolerance, integration with several cluster managers and file systems (including HDFS, S3, Azure Blob Storage, etc) and even fully managed environments in the cloud. As a side effect, Rumble also inherits Spark’s

<sup>1</sup>These are different concepts in JSON: The attribute `foo` is non-existent in `{"bar": 42}`, but has the value `null` in `{"foo": null}`.

<sup>2</sup>Alternative syntax include `LATERAL JOIN`, for which the same arguments applies.

```
{
  "guess": "French",
  "target": "French",
  "country": "AU",
  "choices": ["Burmese", "Danish", "French", "Swedish"],
  "sample": "92f9e1c17e6df988780527341fdb471d",
  "date": "2013-08-19"
}
```

Figure 1: An example of JSON object from the Great Language Game.

support for a large number of data formats (including Parquet, CSV, Avro, and even libSVM and ROOT, whose data models are subsets of that of JSON). In contrast, Zorba and WebSphere are designed for processing small documents and thus only execute queries on a single core. Rumble thus combines a high-level language that has native support for the full JSON data model with virtually unlimited scale-out capabilities, enabling users to analyze messy data sets of any scale. This also shows that the proven design principle of data independence makes just as much sense for semi-structured data as it makes for the relational domain.

## 2. BACKGROUND

In this section, we give a short introduction to JSON, the JSONiq language, and Spark.

### 2.1 JSON

JSON [26] (JavaScript Object Notation) is a syntax describing possibly nested values. Figure 1 shows an example. A JSON value is either a string, one of the literals `true`, `false`, or `null`, an array of values, or an object, i.e., a mapping of (unique) strings to values. The syntax is extremely concise and simple, but the nestedness of the data model makes it extremely powerful.

Related are the JSON Lines [29] and ndjson [24] formats, which essentially specify a collection of JSON values to be represented with one value per line.

### 2.2 JSONiq

JSONiq [19, 27] is an expressive, declarative, functional, Turing-complete query language specifically designed for querying large quantities of JSON data. JSONiq is largely based on W3C standards.

JSONiq expressions manipulate sequences of items, which are instances of the JSONiq Data Model (JDM). An item can be (i) an atomic value, e.g., string, boolean, number, null, but also dates, binaries, etc.; (ii) an object, which maps strings to items; or (iii) an array, which is an ordered list of items. Support for such values is a pattern common to almost any modeling of arborescent data (Parquet [8], Avro [6], protocol buffers [22]...). Sequences of items are flat and do not nest, and a sequence of one item is canonically identified with that item. A sequence can be empty.

JSONiq is strongly typed. For example, `(1, 2, 3, 4)` matches the sequence type `integer+`.

The JSONiq syntax consists of expressions that are composed at will into an expression tree, where each expression consumes sequences of items from its child expressions, and outputs a sequence of items to its parent. An expression is evaluated in a context. Contexts contain information such as variables in scope, their types, the sequences of items with

which they are bound. A parent expression may evaluate a child expression several times, with different contexts.

Expressions include literals, function calls, variables, filters, arithmetics, comparison operators, two-valued logics, dynamic object, and array construction, object and array navigation, various data flow expressions such as if-then-else switch, try-catch expressions, and FLWOR expressions. JSONiq also comes with a rich function library including the large function library standardized by W3C.

The most important expression, from a database perspective, is the FLWOR expression. It is a NoSQL version of the relational algebra: project, select, join, group, order, etc. FLWOR clauses can be combined and ordered at will, making FLWOR expressions more general and fitting to NoSQL than SQL statements. For example, if we assume a large collection of objects is stored on HDFS and accessible with the function call `json-file("people.json")`, a JSONiq FLWOR query looks like so:

```
for $person in json-file("people.json")
where $person.age le 65
group by $pos := $person.position
let $count := count($person) gt 10
order by $count descending
return {
  "position" : $pos,
  "count" : $count
}
```

## 2.3 Spark

Spark [10, 40] is a popular parallel processing framework that generalizes MapReduce to arbitrary DAGs of transformations. Spark manipulates two distributed data structures: Resilient Distributed Datasets (RDDs) and DataFrames. RDDs are flat collections of arbitrary values of the host language (Python, Java, or Scala) transformed almost exclusively with UDFs while DataFrames are strongly typed relations composed of homogeneous rows whose field names and types are known before execution transformed with a limited, but powerful set of primitives. Since only atomic types and nestings thereof are allowed, the underlying execution primitives can be much more efficient than those of RDDs. Furthermore, since all primitives are known to the system, queries on DataFrames can be optimized using query optimization techniques known from relational database systems.

Spark has a vast ecosystem around it, including support for a large number of file systems and data formats, schedulers for many different types of compute platforms, as well as libraries of algorithms implemented on top of Spark. Using Spark as an execution layer for Rumble opens the door for Rumble expose all of this functionality with little effort.

## 3. DESIGN AND IMPLEMENTATION

### 3.1 Overview

Rumble is implemented as a Spark application. Queries are submitted either individually via the command line or in a shell. When a query is submitted, Rumble parses the query into an AST, which it then translates into a physical execution plan. The execution plan consists of *run-time iterators*, which each, roughly speaking, correspond to

a particular JSONiq expression or FLOWR clause. The iterators implementing expressions return *items* while those implementing FLOWR clauses return *tuples*. The runtime iterators have three different execution modes: (i) *local execution*, (ii) *RDD-based execution*, and (iii) *DataFrame-based execution*. The latter two are mapped to Spark primitives as described in more detail below while the first is a pure Java implementation. When the query is executed, parts of the plan that are run in RDD-based or DataFrame-based execution trigger jobs in Spark, which may happen zero or more times. Finally, the result is shown on the screen of the user, saved to a local file, or, if the root iterator is executed in a Spark job, written to a file by Spark.

In the remainder of this section, we first describe the runtime iterators in more detail and then present how to map JSONiq expressions onto these iterators.

### 3.2 Runtime iterators

We first go into details of the three execution modes. *Local execution* consists of Volcano-style iterators and is used for pre- or post-processing of the Spark jobs as well as for nested expressions passed as an argument to one of Spark’s higher-order primitives. Simple queries may entirely run in this mode. In all of these cases, local execution usually deals with small amounts of data at the time. In addition to the usual `open()`, `hasNext()`, `next()`, and `close()` functions, our iterator interface also includes `reset()` to allow for repeated execution of nested plans. Apart from the usual semantics, the `open()` and `reset()` functions also set the dynamic context of each expression, which essentially provides access to the in-scope variables.

The other two execution modes are based on Spark, using either the RDD or the DataFrame interface. The *DataFrame-based execution* is used whenever the internal structure (or at least part of it) is known statically. This is the case for the tuple-based iterators of FLOWR clauses, where the variables bound in the tuples can be derived statically from the query and, hence, represented as columns in a DataFrame. Some expression iterators, whose output structure can be determined statically, also support this execution mode. Using the DataFrame interface in Spark is generally preferable results in faster execution. The *RDD-based execution* is used whenever no structure is known, which is typically the case for sequences of items. Since we represent items as instances of a polymorphic class hierarchy, which are not supported by DataFrames, we use RDDs instead.

Each execution mode uses a different interface: local execution uses the `open()/next()/close()` interface described above, while the interfaces of the other two modes mainly consist of a `getRDD()` and a `getDataFrame()` function, respectively. This allows to chain Spark primitives as long as possible and, hence to run large parts of the execution plan in a single Spark job. Each runtime iterator has a “highest” potential execution mode (where DataFrame-based execution is considered higher than RDD-based execution, which is considered higher than local execution) and implements all interfaces up to that interface. Default implementations make it easy to support lower execution modes: by default, `getRDD()` turns a DataFrame (if it exists) into an RDD<sup>3</sup> and the default implementations of `open()/next()/close()` materialize an RDD (if it exists) and return its items one by

<sup>3</sup> This is a simple call to the `rdd()` method of Spark’s DataFrames.

one. Iterator classes may override these with more optimal implementations. Which of its execution mode is available for a particular iterator at runtime may depend on which execution modes are available for its child iterators. Furthermore, which interface and hence execution mode is finally used also depends on the consumer, who generally chooses the highest available mode.

For example, consider the following query:

```
count( for $n in json-file("numbers.json")
      return $n )
```

The iterator holding the string literal `"numbers.json"` only supports local execution, so the iterator of the built-in function `json-file()` uses that mode to consume its input. Independently of the execution mode of its child, the `json-file()` iterator always returns an RDD. This ensures that reading data from files always happens in parallel. The iterator of the `for` clause detects that its child, the `json-file()` iterator, can produce an RDD, so it uses that interface to continue parallel processing. As explained in more detail below, it produces a DataFrame with a single column holding `$n` and the subsequent `return` clause consumes the output through that interface. The `return` clause, in turn, only implements the RDD interface (since it returns a sequence of items). The `$n` expression nested inside the `return` clause is applied to every tuple in the input DataFrame using local execution mode for all involved iterators. Next, the iterator of the built-in function `count()` detects that its child iterator (the `return` clause) can produce an RDD, so it uses Spark's `count()` function of RDD to compute the result. Since `count()` always returns a single item, its iterator only implements the local execution mode, which is finally used by the execution driver to retrieve the query result.

In contrast, consider the following query:

```
count( for $p in 1 to 10
      return $p.name )
```

Since the range iterator executing the `to` expression only supports local execution, its parent can also only offer local execution, which repeats recursively until the root iterator such that the whole query is executed locally. In particular, the `count()` iterator uses a different implementation, which consumes its input one by one through `next()` calls incrementing a counter every time.

To summarize, Rumble can switch seamlessly between local and Spark-based execution. No iterator *needs* to know how its input it produces, in parallel or locally, but *can* exploit this information for higher efficiency. This allows to nest iterators arbitrarily while maintaining parallel and even the distributed DataFrame-based execution wherever possible.

The remainder of this section presents how we map JSONiq expressions to Rumble's runtime iterators. We only discuss the RDD-based and DataFrame-based implementations as those of the local execution mode are basically translations of the pseudo-code of their specification to Java.

### 3.3 Sequence-transforming expressions

A number of expressions in JSONiq transform sequences of any length, i.e., they work on *item\**. Consider the following query:

```
json-file("input.json").foo[][$$.bar eq "a"]
```

The query parses a JSON lines file `"input.json"` and returns a sequence consisting of the items of that file. It then looks up the `.foo` member of each item, of which it extracts the array elements (using the unbox operator `[]`), returning all of them as one flat sequence. The object look-up `.foo` simply omits items in the left-hand side that are not objects or do not have a `.foo` member. Similarly, the unbox operator `[]` omits items that are not arrays. This sequence is finally filtered for objects whose `.bar` member equals to `"a"`.

Rumble implements this type of expressions using Spark's `map()`, `flatMap()`, and `filter()` transformations. The function parameter given to these transformations, which is called on each item of the input RDD, consists a potentially parameterized closure that is specific to this iterator. For example, the object look-up iterator uses `flatMap()` and its closure is parameterized with the member name to look up (`"foo"` and `"bar"` in the example above). Similarly, the unbox iterator uses `flatMap()` with an unparameterized closure. Note that both need to use `flatMap()` and not `map()` as they may return less or more than one item per input tuple. The predicate iterator uses `filter()` and its closure is parameterized with a nested plan of runtime iterators, which is called on each item of the input RDD.

Another noteworthy example in this category is the built-in function `annotate()`, which “lifts” an RDD to a DataFrame given a schema definition by the user. It is implemented using `map()` and its closure attempts to convert each instance of `Item` to an object with the members and their types from the given schema, thus allowing for more efficient execution.

### 3.4 Sequence-producing expressions

Rumble has several built-in functions that trigger distributed execution from local input: the functions reading from files of various formats as well as `parallelize()`. All of them take a local input (the file name and potentially some parameters or an arbitrary sequence) and produce a DataFrame or RDD.

`parallelize()` takes any local sequence and returns an RDD-based iterator with the same content. Semantically, it is thus the identity; however, it allows manually triggering distributed execution from a local input. An optional second argument to the function allows setting the number of Spark partitions explicitly. The implementation of this iterator is simple: it is basically a wrapper around Spark's function with the same name.

The two functions `json-file()` and `text-file()` read the content of a file (or the files matched by a pattern) either parsing each line as JSON object (i.e., reading JSON lines documents) or returning each line as string, respectively. They are RDD-based as no internal structure is known or exists. Both are essentially wrappers around Sparks `textFile()`, but the iterator of `json-file()` additionally parses each line into instances of Rumble's polymorphic `Item` class.

Finally, a number of structured file formats are exposed through built-in functions that are based on DataFrames: Avro, CSV, libSVM, JSON (using Spark's schema discovery), Parquet, and ROOT. All of them have readers for Spark that produce DataFrames, which hence expose their “columns” or “attributes.” Their implementations are again mostly wrappers around existing functionality and support for more formats can be added easily based on the same principle.



## 3.5 FLOWR expressions

FLOWR expressions are probably the most powerful expressions in JSONiq and roughly correspond to SQL's **SELECT** statements. They consist of a sequence of clauses, where each clause except **return** can occur any number of times, with the restrictions that the first clause must be either **let** or **for** and the last clause must be **return**.

The specification describes the semantics of the FLOWR expression using *streams* of *tuples*. A tuple is a binding of sequences of items to variable names and each clause passes a stream of these tuples to the next. The initial clause takes a stream of a single empty tuple as input. Finally, as explained in more detail below, the **return** clause converts its tuple stream to a sequence of items. In Rumble, we represent tuple streams as DataFrames, whose columns correspond to the variable names in the tuples.

### 3.5.1 For clauses

The **for** is used for iteration through a sequence. It returns each tuple in the input stream for each item in the sequence where that item is bound to a new variable. If the **for** clause does not use any variable from a previous clause, it behaves like the **FROM** clause in SQL, which, if repeated, produces the Cartesian product. However, by using variables from previous clauses, it can do powerful things, such as recursing into arrays:

```
for $a in ([], [1], [1, 2], [1, 2, 3])
for $i in $a[] (: The [] operator turns $a into :)
return $i      (: the sequence of its members. :)
```

In the case of the first **for** clause (i.e., there were either no preceding clauses at all or only **let** clauses), the resulting tuple stream simply consists of one tuple per item of the sequence bound to the variable name introduced in the clause. In this case, the runtime iterator of the clause simply forwards the RDD or DataFrame of the sequence,<sup>4</sup> lifting it from RDD to DataFrame if necessary and renaming the columns as required.

Subsequent **for** clauses are handled differently: First, the expression of the **for** clause is evaluated for each row in the input DataFrame (i.e., for each tuple in the input stream) using a Spark SQL user-defined function (UDF). The UDF is a closure parameterized with the tree of runtime iterators of the expression, takes all existing variables as input, and returns the resulting sequence of items as a `List<Item>`. In order to obtain one tuple per input tuple *and* item of those sequences, we use Spark's **EXPLODE** functionality, which is roughly equivalent to `flatMap()` on RDDs.

For example, if the current variables are `x`, `y`, and `z`, and the new variable introduced by the **for** clause is `i`, then the **for** clause is mapped to the following:

```
SELECT x, y, z, EXPLODE(UDF(x, y, z)) AS i
FROM input_stream
```

where `input_stream` refers to the input DataFrame and UDF is the UDF described above.

<sup>4</sup> As mentioned earlier, we only describe the RDD-based and DataFrame-based execution modes to keep the exposition concise. If the input sequence is provided by an iterator that only supports local execution, the **for** clause as well as the other clauses continue in local execution as well.

### 3.5.2 Let clauses

The **let** clause is used to bind a new variable to a sequence of items. Thus, the **let** clause simply extends each incoming tuple to include the new variable alongside the previously existing ones. Similarly to the **for** clause, we implement the **let** clause with a UDF that executes the iterator tree of the bound expression on each input tuple:

```
SELECT x, y, z, UDF(x, y, z) AS i FROM input_stream
```

The **let** and **for** clauses allow overriding existing variables. Formally, they introduce a new variable with the same name, but since this makes the old variable inaccessible, we can drop the column corresponding to the latter from the outgoing DataFrame.

### 3.5.3 Where clauses

The **where** clause filters the tuples in the input stream, passing on only those where the given expression evaluates to **true**. Similarly to the clauses discussed above, we wrap that expression into a UDF and convert the resulting value to Boolean<sup>5</sup> and use that UDF in a **WHERE** clause:

```
SELECT x, y, z WHERE UDF(x, y, z) FROM input_stream
```

### 3.5.4 Group-by clauses

The **group by** clause groups the tuples in the input stream by a (possibly compound) key and concatenates the sequences of items of all other variables of the tuples in the same group. This is similar to SQL's **GROUP BY** clause, but with the major difference that it also works without aggregation. Furthermore, the order of the groups is defined by the specification and the items in the grouping variables may be of different (atomic) types, each type producing its own group. For example, consider the following query:

```
for $x in (1, 2, 2, "1", "1", "2", true, null)
group by $y := $x
return {"key": $y, "content": [$x]}
```

The result are six objects with the values 1, 2, "1", "2", **true**, and **null** in "key" and an array with the repeated items in "content".

In short, we map this clause to a **GROUP BY** clause in Spark SQL and use `COLLECT_LIST` to combine all items of each group into one array. However, this has several challenges.

First, Spark can only group by atomic, statically typed columns but the grouping variables in JSONiq are polymorphic items. We solve this problem by shredding the items in the grouping variables into three new columns. Since the grouping variables must be atomic types, there are only few cases to consider: any number, Boolean, and **null** can be stored in a `DOUBLE` column while strings, the only remaining atomic type, can be stored in a `VARCHAR` column. Finally, we add a third column with an enum indicating the original type. This way, we can use the three new columns of each grouping variable as grouping variables in the **GROUP BY** clause. The three columns are computed by a dedicated UDF similar to what we do in the other clauses. We also add an **ORDER BY** clause on the same attributes to sort the groups as mandated by the specification.<sup>6</sup>

<sup>5</sup> More precisely, we take the effective Boolean value.

<sup>6</sup> **null** may be configured to be before or after all types, which we achieve by defining two values in the enum type, one before and one after all other types, and pick the appropriate one at runtime.

Second, we need to recover the original items in the grouping variables. Since they cannot be grouping columns in SQL, we must use them in an aggregate function. All values of columns of the original grouping variables in one group must be the same by definition, so we can just pick the first one using the aggregate function `FIRST`. Finally, to keep the interface to the subsequent DataFrame simpler, we also store these as SQL arrays (which always contain one element).

Putting everything together, consider the following example query, where `x` and `y` are the grouping variables, `z` is the only non-grouping variable, and UDF the UDF used for shredding items:

```
SELECT ARRAY(FIRST(x)),
       ARRAY(FIRST(y)),
       COLLECT_LIST(z)
GROUP BY UDF(x), UDF(y)
ORDER BY UDF(x), UDF(y)
FROM input_stream
```

As an optimization, Rumble detects if a non-grouping variable is used in an aggregate function such as `count()` by one of the subsequent clauses and maps it to the corresponding aggregate function in SQL. Similarly, non-grouping variables that are not used at all are dropped.

### 3.5.5 Order-by clauses

The `order by` clause returns the input tuple stream sorted by a specific variable or variables. We use a similar technique as for the sorting in the `group by` clause; however, care must be taken to fully respect the semantics of the language. The specification mandates that the sequences in the sorting variables must all be comparable; otherwise, an error must be thrown. Sequences are only comparable if (i) they contain at most one item and (ii) those items are of the same atomic type or `null`. The empty sequence is always comparable and the user can choose if it is greater or smaller than any other atomic item.

To implement this semantic, we do a first pass over the input stream to discover the types and throw an error if required. Then we shred the sorting attributes as described above, omitting either the column for strings or that for numbers as only one of them is used.

### 3.5.6 Count clauses

The `count` clause introduces a new variable enumerating each tuple with consecutive numbers starting with 1. There is currently no functionality in Spark SQL that enumerates rows of an entire DataFrame with consecutive numbers, but practitioners have devised an algorithm [21] based on `MONOTONICALLY_INCREASING_ID()`. This function enumerates the rows *within* each partition leaving gaps in-between them. The algorithm consists in enumerating the rows within each partitions using this function, then computing the partition sizes and their prefix sum, and finally broadcasting that prefix sum back into the partitions to correct for the gaps. This approach is purely based on DataFrames, runs all phases in parallel, and does not repartition the bulk of the data.

### 3.5.7 Return clauses

The `count` clause ends a FLWOR expression by converting the tuple stream into the one flat sequence of items given by an expression evaluated for each tuple. We evaluate that expression with a UDF as described above, convert

the DataFrame to an RDD, and unnest the sequences using `flatMap()`.

## 3.6 Current limitations

With above techniques, Rumble is able to cover a comprehensive part of JSONiq’s features. Adding the remaining features is an active, ongoing effort, which we expect to be able to implement with the same techniques. Some major features yet to be added include user-defined functions and modules, additional types, try-catch expressions, schema validation, and more of the standardized functions.

## 4. EXPERIMENTS AND RESULTS

This chapter presents the experiments used to analyze the performance and behavior of Rumble, as well as the obtained results. It is paramount to understand that the goal of this work is not to directly improve performance compared to existing parallel processing engines. Rather, the goal is to provide an additional query language layer on top of Spark to increase productivity, with as little overhead as possible.

It is clearly expected that Rumble will be out-performed by parallel JSON document stores that pre-load data in memory such as Elasticsearch, AsterixDB, Couchbase, or MongoDB, or by parallel frameworks more recent than Spark. Such systems can be extended with JSONiq support as well. With Spark as the underlying parallelization engine, using JSONiq is useful for a variety of users who do not want to incur pre-loading ETL times but directly start querying the data in place.

It is also clearly expected that Rumble will be out-performed by local engines that do not fully (or at all) support JSONiq because they can be fine-tuned to handle very specific use cases leveraging knowledge about a specific data set or a specific query. Rumble is a general-purpose data querying system with a Turing-complete language.

### 4.1 Experimental Setup

We use two main experimental platforms. The first is a laptop with an i7-4720HQ quad-core CPU clocked at 2.6 GHz and 16 GiB of main memory. We refer to this platform as “laptop.” The second one is a cluster deployed with Amazon Elastic MapReduce using nine m5.xlarge instances, each with 4 virtual cores and 16 GiB of main memory. We refer to this platform as “cluster.” The deployed software mainly consists of HDFS 2.8.5, YARN and Apache Spark 2.4.4.

We use two data sets. The first is the Great Language Game data set [39]. This data set contains over 16 M objects in JSON Lines format, the file size being around 2.9 GB. This data set is highly structured and allows a comparison with Spark SQL. The second is the more heterogeneous Reddit data set [30] with data ranging from 2008 up to 2015, which contains containing 54 M objects worth around 30 GB.

### 4.2 Comparison with Spark

We first compare Rumble with plain Spark using various interfaces. This is not an apples-to-apples comparison: Spark is only able to deal with the Great Language Game data set because it happens to consist of homogeneous JSON objects, for which Spark’s schema discovery works well. As motivated in the introduction, using Spark for dealing with

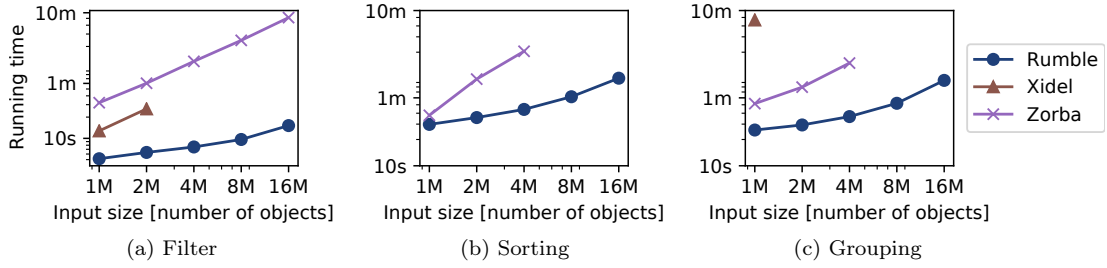


Figure 3: Performance comparison of JSONiq engines on “laptop.”

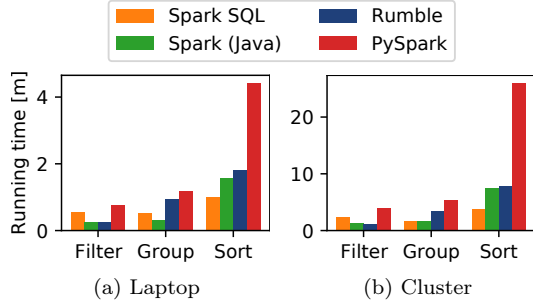


Figure 2: Comparison of Spark-based systems.

messy data sets represents a much higher programming effort for the user such that running time is secondary. However, this experiment allows us to measure the overhead introduced by the runtime iterators and rewritings of Rumble.

We run three simple queries on both of our experimental platforms: One with a simple filter on one field, one with a `group by` clause, and one with an `order by` clause. On the laptop, we use the original data set; for the cluster, we duplicate the data set 20 times, resulting in 320 M objects worth 58 GB. All systems use the same amount of resources, namely all that are available on the respective platform.

Figure 2 shows the result. Overall, Rumble competes well with the other systems. On the filtering query, it is about as fast as Spark SQL as it computes the query in a single pass while Spark’s schema discovery requires a second pass. For the other queries, Rumble is somewhat slower than Spark SQL, showing that the introduced performance overhead is limited. Finally, Rumble is always faster than PySpark, sometimes significantly. PySpark is arguably the best of the Spark interfaces as Python allows dealing with (parsed) heterogeneous JSON data in a very concise way. However, as the experiments show, the overhead of Python can be considerably higher than that of Rumble. All in all, the productivity benefits of using JSONiq, as well as its native support for heterogeneous, nested data sets make the slight incurred performance cost worthwhile.

### 4.3 Comparison with other JSONiq engines

We now compare Rumble with two other JSONiq engines: Zorba and Xidel. Zorba [41] is one of the most complete, stable, and optimized implementations of JSONiq. Xidel is a Pascal implementation; we use version 0.9.6. Both engines are designed for small documents and hence single-threaded. We could not compare with VXQuery [18] as no public release is available and our attempts with development version were unsuccessful. We stopped all query executions after 10 min.

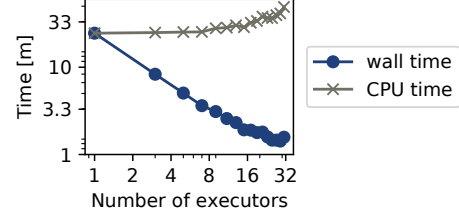


Figure 4: Strong scaling of Rumble on the Reddit data set.

Figure 3 shows the results on our laptop for the same queries and data set as in the previous section. To get meaningful results from all systems, we also ran the queries on fractions of the data set. For the grouping and sorting queries, Zorba could not handle more than 4 M objects within the maximum time because it ran out of memory. Xidel ran out of memory on the filter query for 8 M objects, did not group 2 M objects within the time limit, and did not manage to sort even the smallest dataset. Rumble could not only handle the largest data set but is also significantly faster than both other systems in the queries the could complete, in parts due to the 4-way parallelism Rumble is able to use on the laptop platform. Similar results can be observed with the grouping query. This comparison shows that engines designed for small documents can have problems managing data sets even if they comfortably fit in main memory and are thus not suitable for analyzing large messy data sets. In contrast, Rumble can handle them well by exploiting the out-of-core and parallelization capabilities of Spark.

For the sake of reference, we also compare with a hand-written version of the filter and grouping queries using low-level primitives in Rust. On all 16 M objects, this takes 44 s and 36 s, respectively, on a second laptop with two cores (half the number of our main test laptop) and 16 GB of main memory. Rumble takes 16 s and 97 s, respectively. The filter query is faster as Rumble uses the event-based parser JSONiter [28], which only produces in-memory representations of the projected attributes, whereas the hand-written code always parses all attributes. On the grouping query, the hand-written code is considerably faster than that of Rumble, but not by orders of magnitude, indicating that the much increased effort of using low-level programming languages rather than JSONiq. as only a limited benefit.

### 4.4 Strong scaling

We now show how well Rumble can exploit additional resources. To that aim, we run a highly selective query on the full Reddit data set and increase the number of executors used on the cluster platform. Figure 4 shows the end-to-end

running time (wall time) as well as the total CPU time spent by all executors combined, indicating the scaling efficiency. As the plot shows, the running time decreases almost linearly until the full cluster is used and the CPU time at full scale is less than twice as high as using a single core.

#### 4.5 Processing large data sets

Finally, we try to push Rumble to its limits. We use the Reddit data set and run the filter query on various replications of the data set. At the largest size, we use the data set 400 times, where it contains 21.6 G objects worth about 12 TB. For this scale, we use EMR on a different cluster: ten m5.4xlarge instances, each having 16 cores and 128 GB of main memory. The results are shown in Figure 5. As the plot shows, running time increases linearly, indicating that Rumble can handle even that scale with ease thanks to the scale-out capabilities of Spark.

### 5. RELATED WORK

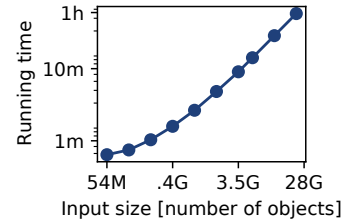
There have been efforts to address some of the same shortcomings we address in this paper but these efforts are either undocumented, under-documented, have stopped, or are not accessible for us to compare with our system.

**Apache VXQuery.** Apache VXQuery [18] is an XML query processor on top of Hyracks, a distributed execution engine that predates Spark. Pavlopoulou et al. [35] recently presented a research prototype of JSONiq support for VXQuery. However, as of writing, this feature is still not publicly released and seems unmaintained. We have not managed to compile the development versions despite contacting the original authors for help. In the current state, VXQuery is thus not a suitable alternative to Rumble for analyzing large messy data sets.

**Query languages for JSON.** Several languages have been proposed for querying collections of JSON documents, a substantial number of them by vendors of document stores. For example, AsterixDB [2, 3] supports the AQL language, which is maybe the most similar to JSONiq in the JSON querying landscape. Other proposals include Couchbase’s N1QL [15, 16], UNQL [12], Arango’s AQL [9] (homonymous to AsterixDB’s), SQL++ [34] and JAQL [11]. Other languages were proposed for embedding in host language including PythonQL [37] and LINQ [31]. Finally, MRQL was an alternate proposal running at scale on MapReduce, Spark, Flink, and Hama, but was discontinued in 2017.

Most of these and other proposed JSON query languages address nestedness, missing values and `null`, but do not handle mixed types in the same path well. As the introductory example motivates, this frequently happens in real-world use cases and thus severely limits the applicability of these languages. In contrast, as we argue throughout the paper, JSONiq is well suited to deal with all aspects of messy data, has a full and mature specification, is supported by several independent engines, and is made of 90% of material standardized by the W3C—including FLWOR expressions.

**Document stores.** Document stores are related in that they provide native support for documents in JSON and similar formats [5, 14, 23]. Many of them are now mature and popular commercial products. However, document stores usually target a different use case, in which retrieving and modifying parts of individual documents are the most important operators rather than the analysis of large read-only collections.





- Complex Analytics on Semi-structured Datasets Using AsterixDB and Spark.” In: *PVLDB* 9.13 (2016). DOI: [10.14778/3007263.3007315](https://doi.org/10.14778/3007263.3007315).
- [3] Sattam Alsubaiee et al. “AsterixDB: A Scalable, Open Source BDMS.” In: *PVLDB* 7.14 (2014). DOI: [10.14778/2733085.2733096](https://doi.org/10.14778/2733085.2733096).
  - [4] Amazon. *Athena*. URL: <https://aws.amazon.com/athena/>.
  - [5] J. Chris Anderson, Jan Lehnardt, and Noah Slater. *CouchDB: The Definitive Guide*. O’Reilly Media, Inc., 2010. ISBN: 978-0596155896.
  - [6] Apache. *Avro*. URL: <https://avro.apache.org/> (visited on 10/17/2018).
  - [7] Apache. *Drill*. URL: <http://drill.apache.org/>.
  - [8] Apache. *Parquet*. URL: <https://parquet.apache.org/> (visited on 10/17/2018).
  - [9] ArangoDB. *ArangoDB*. URL: <https://www.arangodb.com/>.
  - [10] Michael Armbrust et al. “Spark SQL: Relational Data Processing in Spark.” In: *SIGMOD*. 2015. DOI: [10.1145/2723372.2742797](https://doi.org/10.1145/2723372.2742797).
  - [11] Kevin S Beyer, Vuk Ercegovic, Rainer Gemulla, Andrey Balmin, Mohamed Eltabakh, Carl-Christian Kanne, Fatma Ozcan, and Eugene J Shekita. “Jaql: A Scripting Language for Large Scale Semistructured Data Analysis.” In: *PVLDB* 4.12 (2011).
  - [12] Peter Buneman, Mary Fernandez, and Dan Suciu. “UnQL: A Query Language and Algebra for Semistructured Data Based on Structural Recursion.” In: *VLDBJ* 9 (2000). DOI: [10.1007/s007780050084](https://doi.org/10.1007/s007780050084).
  - [13] Badrish Chandramouli, Jonathan Goldstein, Mike Barnett, Robert DeLine, Danyel Fisher, John C Platt, James F Terwilliger, and John Wernsing. “Trill: A High-Performance Incremental Query Processor for Diverse Analytics.” In: *PVLDB* 4 (2014). DOI: [10.14778/2735496.2735503](https://doi.org/10.14778/2735496.2735503).
  - [14] Kristina Chodorow. *MongoDB: The Definitive Guide: Powerful and Scalable Data Storage*. 2nd. O’Reilly Media, Inc., 2013. ISBN: 9781449344795.
  - [15] Couchbase. *Couchbase: NoSQL Engagement Database*. 2018. URL: <http://www.couchbase.com/>.
  - [16] Couchbase. *N1QL (SQL for JSON)*. 2018. URL: <https://www.couchbase.com/products/n1ql/>.
  - [17] Jeffrey Dean and Sanjay Ghemawat. “MapReduce: Simplified Data Processing on Large Clusters.” In: *OSDI*. 2004. DOI: [10.1145/1327452.1327492](https://doi.org/10.1145/1327452.1327492).
  - [18] Jr. E. Preston Carman, Till Westmann, Vinayak R. Borkar, Michael J. Carey, and Vassilis J. Tsotras. “Apache VXQuery: A Scalable XQuery Implementation.” In: *IEEE Big Data*. 2015. DOI: [10.1109/BigData.2015.7363753](https://doi.org/10.1109/BigData.2015.7363753).
  - [19] D. Florescu and G. Fourny. “JSONiq: The History of a Query Language.” In: *IEEE Internet Computing* 17.5 (2013). DOI: [10.1109/MIC.2013.97](https://doi.org/10.1109/MIC.2013.97).
  - [20] The Apache Software Foundation. *Apache Flink - Stateful Computation over Data Streams*. 2018. URL: <http://flink.apache.org/>.
  - [21] Evgeny Glotov. *DataFrame-ified zipWithIndex*. URL: <https://stackoverflow.com/a/48454000/651937>.
  - [22] Google. *Protocol buffers*. 2018. URL: <https://developers.google.com/protocol-buffers/> (visited on 10/17/2018).
  - [23] Clinton Gormley and Zachary Tong. *Elasticsearch: The Definitive Guide*. O’Reilly Media, Inc., 2015. ISBN: 978-1449358549.
  - [24] Thorsten Hoeger, Chris Dew, Finn Pauls, and Jim Wilson. *ndjson: Newline Delimited JSON*. 2016. URL: <http://www.ndjson.org/> (visited on 05/01/2020).
  - [25] IBM WebSphere DataPower Gateways Release Notes. IBM Corp. 2017. URL: [https://www.ibm.com/support/knowledgecenter/SS9H2Y\\_7.7.0/com.ibm.dp.doc/releasenotes.html](https://www.ibm.com/support/knowledgecenter/SS9H2Y_7.7.0/com.ibm.dp.doc/releasenotes.html) (visited on 03/26/2020).
  - [26] JSON. *Introducing JSON*. 2018. URL: <http://json.org/>.
  - [27] JSONiq. *JSONiq*. 2018. URL: <http://jsoniq.org/>.
  - [28] JSONiter. *Fastest JSON parser ever*. URL: <https://jsoniter.com/>.
  - [29] JSON-Lines. *JSON Lines*. 2018. URL: <http://www.jsonlines.org/> (visited on 10/16/2018).
  - [30] Reddit User Stuck in the Matrix. *Reddit dataset*. 2018. URL: [https://www.reddit.com/r/datasets/comments/3bxxlg7/i\\_have\\_every\\_publicly\\_available\\_reddit\\_comment/](https://www.reddit.com/r/datasets/comments/3bxxlg7/i_have_every_publicly_available_reddit_comment/).
  - [31] Microsoft. *LINQ – Language Integrated Query*. 2018. URL: <https://docs.microsoft.com/en-us/dotnet/csharp/programming-guide/concepts/linq/> (visited on 10/17/2018).
  - [32] Philipp Moritz et al. “Ray: A Distributed Framework for Emerging AI Applications.” In: *OSDI*. 2018.
  - [33] Derek G. Murray, Frank McSherry, Michael Isard, Rebecca Isaacs, Paul Barham, and Martin Abadi. “Incremental, Iterative Data Processing with Timely Dataflow.” In: *CACM* 59.10 (2016). DOI: [10.1145/2983551](https://doi.org/10.1145/2983551).
  - [34] Kian Win Ong, Yannis Papakonstantinou, and Romain Vernoux. *The SQL++ Query Language: Configurable, Unifying and Semi-structured*. 2014. arXiv: [1405.3631](https://arxiv.org/abs/1405.3631) [cs.DB].
  - [35] Christina Pavlopoulou, E. Preston Carman, Till Westmann, Michael J. Carey, and Vassilis J. Tsotras. “A Parallel and Scalable Processor for JSON Data.” In: *EDBT*. 2018. DOI: [10.5441/002/edbt.2018.68](https://doi.org/10.5441/002/edbt.2018.68).
  - [36] *Postgres-XL*. URL: <http://postgres-xl.org/>.
  - [37] *PythonQL*. 2018. URL: <https://github.com/pythonql/pythonql> (visited on 10/17/2018).
  - [38] Jonathan Robie, Ghislain Fourny, Matthias Brantner, Daniela Florescu, Till Westmann, and Markos Zaharioudakis. *JSONiq: The complete reference*. 2015. URL: <http://www.jsoniq.org/docs/JSONiq/html-single/index.html>.
  - [39] Lars Yencken. *The Great Language Game*. 2014. URL: <https://lars.yencken.org/datasets/languagegame/>.
  - [40] Matei Zaharia, Mosharaf Chowdhury, Michael J. Franklin, Scott Shenker, and Ion Stoica. “Spark: Cluster Computing with Working Sets.” In: *HotCloud*. 2010.
  - [41] Zorba. *Zorba NoSQL engine*. 2018. URL: <http://www.zorba.io/>.