

# The first six months of the Advanced LIGO’s and Advanced Virgo’s third observing run with GRANDMA

S. Antier<sup>1</sup>, S. Agayeva<sup>2</sup>, V. Aivazyan<sup>3,4</sup>, S. Alishov<sup>2</sup>, E. Arbouch<sup>5</sup>,  
 A. Baransky<sup>6</sup>, K. Barynova<sup>7</sup>, J. M. Bai<sup>8</sup>, S. Basa<sup>9</sup>, S. Beradze<sup>3,4</sup>,  
 E. Bertin<sup>5</sup>, J. Berthier<sup>10</sup>, M. Blažek<sup>11</sup>, M. Boër<sup>12</sup>, O. Burkhonov<sup>13</sup>,  
 A. Burrell<sup>15</sup>, A. Cailleau<sup>16</sup>, B. Chabert<sup>15,17</sup>, J. C. Chen<sup>18</sup>, N. Christensen<sup>12</sup>,  
 A. Coleiro<sup>1</sup>, B. Cordier<sup>19</sup>, D. Corre<sup>20</sup>, M. W. Coughlin<sup>21</sup>, D. Coward<sup>15</sup>,  
 H. Crisp<sup>15</sup>, C. Delattre<sup>10</sup>, T. Dietrich<sup>14</sup>, J. -G. Ducoin<sup>20</sup>, P. -A. Duverne<sup>20</sup>,  
 G. Marchal-Duval<sup>20</sup>, B. Gendre<sup>15</sup>, L. Eymar<sup>12</sup>, P. Fock-Hang<sup>10</sup>, X. Han<sup>22</sup>, P. Hello<sup>20</sup>,  
 E. J. Howell<sup>15</sup>, R. Inasaridze<sup>3,4</sup>, N. Ismailov<sup>2</sup>, D. A. Kann<sup>11</sup>, G. Kapanadze<sup>3,4</sup>,  
 A. Klotz<sup>16,17</sup>, N. Kochiashvili<sup>3</sup>, C. Lachaud<sup>1</sup>, N. Leroy<sup>20</sup>, A. Le Van Su<sup>9</sup>,  
 W. L. Lin<sup>23</sup>, W. X. Li<sup>23</sup>, P. Lognone<sup>20</sup>, R. Marron<sup>1</sup>, J. Mo<sup>23</sup>, J. Moore<sup>15</sup>,  
 R. Natsvlishvili<sup>3</sup>, K. Noysena<sup>12,16</sup>, S. Perrigault<sup>10</sup>, A. Peyrot<sup>10</sup>, D. Samadov<sup>2</sup>,  
 T. Sadibekova<sup>13,19</sup>, A. Simon<sup>24</sup>, C. Stachie<sup>12</sup>, J. P. Teng<sup>10</sup>, P. Thierry<sup>10</sup>, C. C. Thöne<sup>11</sup>,  
 Y. Tillayev<sup>13</sup>, D. Turpin<sup>22</sup>, A. de Ugarte Postigo<sup>11</sup>, F. Vachier<sup>10</sup>, M. Vardosanidze<sup>3,4</sup>,  
 V. Vasylenko<sup>24</sup>, Z. Vidadi<sup>2</sup>, X. F. Wang<sup>23</sup>, C. J. Wang<sup>8</sup>, J. Wei<sup>22</sup>,  
 S. Y. Yan<sup>23</sup>, J. C. Zhang<sup>23</sup>, J. J. Zhang<sup>8</sup>, X. H. Zhang<sup>23</sup>

Accepted XXX. Received YYY; in original form ZZZ

## ABSTRACT

We present the Global Rapid Advanced Network Devoted to the Multi-messenger Ad-dicts (GRANDMA). The network consists of 21 telescopes with both photometric and spectroscopic facilities. They are connected together thanks to a dedicated infrastruc-ture. The network aims at coordinating the observations of large sky position estimates of transient events to enhance their follow-up and reduce the delay between the ini-tial detection and the optical confirmation. The GRANDMA program mainly focuses on follow-up of gravitational-wave alerts to find and characterise the electromagnetic counterpart during the third observational campaign of the Advanced LIGO and Ad-vanced Virgo detectors. But it allows for any follow-up of transient alerts involving neutrinos or gamma-ray bursts, even with poor spatial localisation. We present the different facilities, tools, and methods we developed for this network, and show its efficiency using observations of LIGO/Virgo S190425z, a binary neutron star merger candidate. We furthermore report on all GRANDMA follow-up observations performed during the first six months of the LIGO-Virgo observational campaign, and we derive constraints on the kilonova properties assuming that the events’ locations were imaged by our telescopes.

**Key words:** methods: observational – Stars: neutron – Gravitational waves: Individ-ual: S190425z

## 1 INTRODUCTION

The first gravitational wave (GW) observation of a coa-lescing binary neutron star (BNS), GW170817, by the Ad-

vanced LIGO (Aasi et al. 2015) and Advanced Virgo (Acerese et al. 2015) (aLIGO/Virgo) detectors, and the prompt joint observations by *Fermi*-GBM and *INTEGRAL* of the short GRB 170817A (Abbott et al. 2017d; Goldstein et al. 2017; Savchenko et al. 2017) established the association between short duration  $\gamma$ -Ray Bursts (sGRBs) and BNS mergers (Eichler et al. 1989). The localisation to within  $28 \text{ deg}^2$ , together with a luminosity distance measured by the GW signal of 40 Mpc (Abbott et al. 2017a) prompted a groundbreaking electromagnetic (EM) follow-up campaign that initiated the era of GW multi-messenger astronomy (Abbott et al. 2017c). The independent observation of the macronova/kilonova (KN) of GW170817 (Abbott et al. 2017c; Andreoni et al. 2017; Hallinan et al. 2017; Kasliwal et al. 2017; Troja et al. 2017) and its spectral evolution from blue to red helped to understand the merger process and allowed an identification of the host galaxy. The agreement between theoretical kilonova predictions (see Metzger 2017 and references therein) with the observational data revealed that BNS mergers are an important site for the production of heavy elements, e.g. (Just et al. 2015; Kasliwal et al. 2019a). In addition, the joint GW/EM observation allowed a new measurement of the expansion rate of the universe (Abbott et al. 2017b; Hotokezaka et al. 2018), it conclusively showed BNS mergers can be engines for sGRBs (Abbott et al. 2017c), it placed precise limits on the propagation speed of GWs (Abbott et al. 2017c), it ruled out a number of alternative theories of gravity, e.g. (Ezquiaga & Zumalacarregui 2017; Baker et al. 2017; Creminelli & Vernizzi 2017), and it placed new constraints on the equation of state of cold supranuclear matter, e.g. (Bauswein et al. 2013; Abbott et al. 2017a; Coughlin et al. 2018b; Radice et al. 2018; Radice & Dai 2019; Coughlin et al. 2019b; Capano et al. 2019). Late-time observations from X-rays to the radio bands monitored the afterglow (Margutti et al. 2018; Troja et al. 2018a; Lyman et al. 2018; Ruan et al. 2018; Resmi et al. 2018; Fong et al. 2019) before eventually showing that a successful jet was launched and that the early non-kilonova emission might be from a structured jet viewed  $20 - 30^\circ$  from the jet axis (Mooley et al. 2018; Howell et al. 2019a; Troja et al. 2018b; Ghirlanda et al. 2019).

Despite all these advances and the general consistency between predictions and observational data, a number of things are still unknown. Most notably, there are a number of different kilonova models, see e.g. (Metzger 2019) and references therein, which explain the observational data well, but predict different light curve evolutions for the first hours after the merger of the two compact objects (Arcavi 2018). Thus, an early time observation within the first few hours after the merger might have provided important, additional information about the fast ejecta components, the composition of the ejected material, and the heating rate for the unbound material. Early time data could also rule out other contribution channels or kilonova-precursors powered by free neutron decay (Metzger et al. 2015).

The third aLIGO/Virgo observing run (O3), which started in April 2019, is now underway with expected BNS detection rates of between 1 – 16 events a year (Howell et al. 2019a) and the number of triggers for binary black-hole (BBHs) mergers being sent out as GW alerts of order

$1/\text{week}^1$  and a reasonable chance of detecting the first black hole - neutron star merger (Pannarale & Ohme 2014; Bhattacharya et al. 2019). With the increased detection ranges<sup>2</sup> and thus increased detection rates comes an intense effort to observe and monitor any EM counterparts. This task is very challenging and as experienced during the second observing run (The LIGO Scientific Collaboration & the Virgo Collaboration 2019), surveying sky areas of the order of 100 – 1000s of square degrees requires an important coordinated effort between telescopes spread across different locations on Earth.

A world-wide network is thus required to optimise the EM follow-up of GW events. For this purpose, the Global Rapid Advanced Network Devoted to the Multi-messenger Addicts (GRANDMA) was created in April 2018, re-using existing facilities built in the 1960’s and 1970’s as well as newer robotic telescope systems. The aim of this paper is to present this collaboration and its network of telescopes. We list the components of the network in section 2. The observational strategy and the full GRANDMA system is presented in section 3. In section 4, we present statistics on all GRANDMA follow-up observations obtained during the first six months of the LIGO-Virgo observing run O3, up until the one-month pause in October 2019. We present the GRANDMA follow-up of the S190425z alert to illustrate the versatility of the program from the rapid scanning of the GW sky localisation area to the analysis of the counterpart candidates. We also derive constraints on the kilonova properties assuming that the events’ locations were imaged by our telescopes for S190425z, the closest alert from the first half of the run. In the concluding section, we discuss possible improvements to telescope networks to face new challenges presented by time domain astronomy.

## 2 GRANDMA CONSORTIUM

### 2.1 A network for GW follow-up of transients with large localisation uncertainties

GRANDMA is a world-wide network of 21 telescopes with both photometric and spectroscopic facilities, with a large amount of time allocated for observing transient alerts as a telescope network (see Figure 1, Table 1 and Table 2). The GRANDMA consortium includes 15 observatories, 24 institutions and groups from nine countries. Most of the allocated time available to GRANDMA is proprietary, i.e. warranted recurring time. Because of that, and the large amount of observing time, the collaboration can cover thousand of square degrees within 24 hours which allows for a rapid scan of the sky localisation area of any GW alert triggered during aLIGO/Virgo O3. In this sense, GRANDMA has the capacity to catch the early stage of the visible components of the post-merger ejected material with rapid online colour identification. While GRANDMA has some shortcomings in

<sup>1</sup> See <https://www.gw-openscience.org/alerts/>

<sup>2</sup> At the time of writing, the detection ranges for average orientated and located BNSs have reached around 140 Mpc, 120 Mpc and 50 Mpc for LIGO Livingston, LIGO Hanford and Virgo respectively; see [https://www.gw-openscience.org/detector\\_status/](https://www.gw-openscience.org/detector_status/) for the current status of the instruments.

performing very deep spectroscopic follow-ups that require large telescopes (for example 4 m class telescopes), it offers unique worldwide observational capabilities complementary to those of other collaborations.

The GRANDMA network has access to four wide-field telescopes (field of view [FoV]  $> 1 \text{ deg}^2$ ) located on three continents, with the TAROT network ( $\approx 18 \text{ mag}$  in 60 s) (Klotz et al. 2008; Noysena et al. 2019) and the OAJ-T80 telescope ( $\approx 21 \text{ mag}$  in 180 s). GRANDMA also has access to ten remote and robotic telescopes with narrower fields-of-view, reaching at a minimum a limiting magnitude of 18. The two groups of telescopes are used to rapidly find counterpart candidates, either tiling the localisation area of the GW alerts, or targeting host-galaxy candidates. These 14 telescopes can use the full available night to observe GW sky localisation areas, depending only on weather conditions. The remaining telescopes of the collaboration are used to confirm an association and to perform dedicated follow-up observations, either photometrically or spectroscopically.

The prompt full coverage of the transient sky accessible by GRANDMA at a given time is presented in Figure 2. In 24 hours, thanks to an extensive distribution on Earth and especially at eastern longitudes, the GRANDMA network is able to access over 60% of sky (up to more than 72%) during nights<sup>3</sup> to a limiting magnitude of 18 mag about 75% of the time. Due to a lack of western observatories, the sky coverage is reduced to 40-50% during the western nights. All the telescopes are connected to the ICARE (*Interface and Communication for Addicts of the Rapid follow-up in multi-messenger Era*) which automatically provides dedicated observation plans to any telescope (described in section 3) as soon as a GW alert is received. Finally, in the case of a confident detection of an electromagnetic counterpart to a GW event, GRANDMA has access to four 2m-class telescopes in three different time zones with photometric depth capabilities of  $\approx 22 \text{ mag}$  and spectroscopic depth capabilities of  $\approx 18.5 \text{ mag}$ , as shown in Table 2. All results of the observations and counterpart candidates are centralised in a unique database to optimise the follow-up and re-point telescopes to counterpart candidates.

Since the beginning of April 2019 and until the one-month pause in October 2019, GRANDMA has already responded to 27/33 alerts sent by the LIGO-Virgo collaboration (see section 4), making it one of the most active networks following up GW alerts. Presented below are descriptions of the telescopes participating in the GRANDMA network.

## 2.2 Abastumani Astrophysical Observatory at Ilia State University (Iliani, Georgia)

The 70 cm Meniscus telescope (focal length of 2460 mm) of the Abastumani Astrophysical Observatory (AbAO,  $41^\circ 45' 17'' \text{N}$ ,  $42^\circ 49' 20'' \text{E}$ ) was mounted in 1955 at the altitude of 1610 m. A pl4240-ccd-camera-back-illum-63-5mm-

shutter-grade-1 with  $BVR_C I_C$  filters on the telescope provides a FoV of  $30' \times 30'$ , with a readout of 10 s. The limiting magnitude in the  $R_C$  filter with an exposure time of 1 min is 18.2 mag (AB system,  $3\text{-}\sigma$ ). The 48 cm Cassegrain telescope (at an altitude of 1605 m) with an equivalent focal length of 7715 mm is equipped with an Apogee Alta KAF-16801E CCD together with  $UBVR_C I_C$  filters, and has FoV of  $20' \times 20'$ . The limiting magnitude in the  $R_C$  filter for an exposure of 1 min is 15 mag (AB system,  $3\text{-}\sigma$ ).

## 2.3 HETH group at IAA

The HETH (**H**igh **E**nergy **T**ransients and their **H**osts) group, a research group at the Instituto de Astrofísica de Andalucía (IAA) in Granada, Spain, contributes with three different observing programmes to the GRANDMA consortium. All the telescopes allotted time have been obtained in competitive calls for observing time for Semesters 2019A and 2019B.

The Javalambre Auxiliary Survey Telescope (JAST/T80) is an 83cm, F4.5 survey telescope located at the Javalambre observatory<sup>4</sup> in Teruel, Aragón, Spain, at an altitude of 1082 m at  $40^\circ 02' 33.7'' \text{N}$   $1^\circ 00' 59.6'' \text{W}$ . The telescope is equipped with the T80-cam installed at the Cassegrain focus, with a FoV of  $1.4^\circ \times 1.4^\circ$  and 12 SDSS and narrow-band filters. The camera has a  $9.2\text{k} \times 9.2\text{k}$  CCD with  $10\mu\text{m}$  pixels, which yields a pixel scale of  $0''.55/\text{pixel}$ . This telescope is used for tiling observations (proposals # 1800140, 1800150, 1900160, PI Kann) to cover parts or the full error box during the first night, taking up to 50 pointings of 180s in the  $r'$  band with a limiting magnitude of 21 per tile. A second part of the program allows to follow-up a counterpart (e.g. a KN) in the  $i'$  band for up to  $\sim 2$  weeks reaching a limiting magnitude of  $i' > 22 \text{ mag}$  in a 600s exposure.

The second facility is the Observatorio de Sierra Nevada<sup>5</sup> (OSN), managed by IAA and located at an altitude of 2896 m in the Sierra Nevada ski resort in Granada, Spain, at  $37^\circ 03' 46.4'' \text{N}$   $3^\circ 23' 09.8'' \text{W}$ . The 150cm telescope at OSN is equipped with an Andor iKon-LDZ936N  $2048 \times 2048$  pixel camera in the Nasmyth focus and has a FOV of  $7'.92 \times 7'.92$ . This camera is used to detect possible counterparts in candidate hosts, for which we use the Johnson-Cousins  $R_C$  filter (2019/1 PI Izzo, 2019/2 PI Blazek). An additional run to follow-up a possible KN in  $BVR_C I_C$  filters is also included, reaching  $\sim I_C = 21 \text{ mag}$  in a 540s exposure.

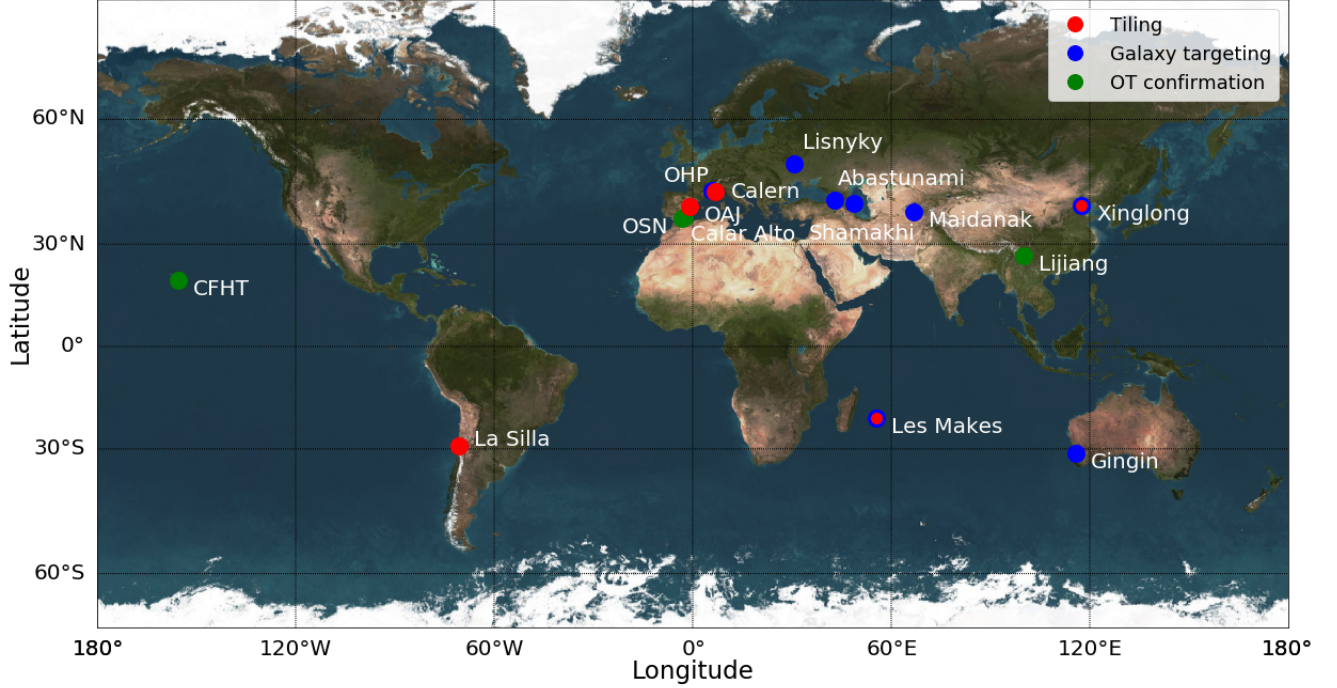
Finally, we use several instruments at the Centro Astronómico Hispano Andaluz (CAHA) observatory<sup>6</sup> at the Sierra de Los Filabres, Spain, at an altitude of 2196 m, at  $37^\circ 13' 23.4'' \text{N}$   $2^\circ 32' 45.6'' \text{W}$ , also managed by the IAA. We use the Bonn University Simultaneous Camera (BUSCA), mounted at the Cassegrain focus of the 2.2 m telescope, for follow-up of GW counterparts or KNe in different filters (2019F-15, 2019H-22, PI Kann). The Calar Alto Faint Object Spectrograph (CAFOS), also mounted on the 2.2 m telescope, is used for imaging and spectroscopic follow-up of

<sup>3</sup> At each observatory location, the night time is chosen to start when the local Sun elevation is below  $-13^\circ$ . The local sky visible area is defined with all the pointings having a local elevation of  $25^\circ$  above the local horizon with no restriction on the western and eastern hour angle accessible by each telescope.

<sup>4</sup> <https://oajweb.cefca.es>

<sup>5</sup> <https://www.osn.iaa.csic.es>

<sup>6</sup> <https://www.caha.es>



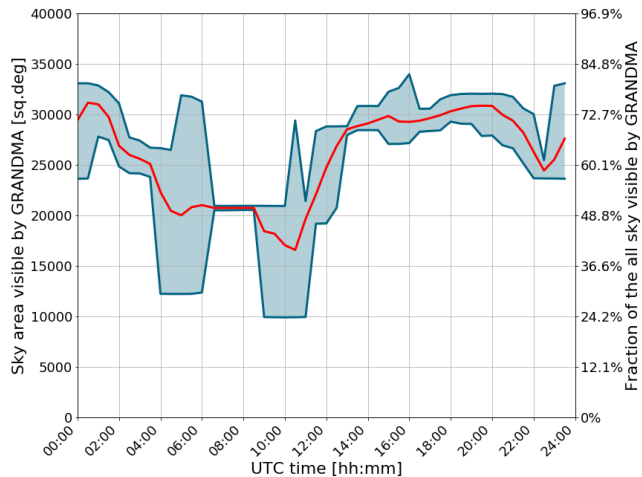
**Figure 1.** Locations of the 15 observatories involved in the GRANDMA network. The colour encodes the observation strategy followed by telescopes at a given observatory: *red* for tiling, *blue* for targeting galaxies, *green* for following-up candidates.

Telescope Name	Location	Aperture (m)	FOV (deg)	Filters	3- $\sigma$ limit (AB mag)	Maximum Night slot (UTC)
TAROT/TCH	La Silla Obs.	0.25	1.85 × 1.85	Clear, $g'r'i'$	18.0 in 60s (Clear)	06h-15h
CFHT/WIRCAM	CFH Obs.	3.6	0.35 × 0.35	$JH$	22.0 in 200s ( $J$ )	10h-16h
CFHT/MEGACAM	CFH Obs.	3.6	1.0 × 1.0	$g'r'i'z'$	23.0 in 200s ( $r'$ )	10h-16h
Zadko	Gingin Obs.	1.00	0.17 × 0.12	Clear, $g'r'i'IC$	20.5 in 40s (Clear)	12h-22h
TNT	Xinglong Obs.	0.80	0.19 × 0.19	$BVRg'r'i'$	19.0 in 300s ( $RC$ )	12h-22h
Xinglong-2.16	Xinglong Obs.	2.16	0.15 × 0.15	$BVRI$	21.0 in 100s ( $RC$ )	12h-22h
GMG-2.4	Lijiang Obs.	2.4	0.17 × 0.17	$BVRI$	22.0 in 100s ( $RC$ )	12h-22h
UBAI/NT-60	Maidanak Obs.	0.60	0.18 × 0.18	$BVRCIC$	18.0 in 180s ( $RC$ )	14h-00h
UBAI/ST-60	Maidanak Obs.	0.60	0.11 × 0.11	$BVRCIC$	18.0 in 180s ( $RC$ )	14h-00h
TAROT/TRE	La Reunion	0.18	4.2 × 4.2	Clear	16.0 in 60s (Clear)	15h-01h
Les Makes/T60	La Reunion.	0.60	0.3 × 0.3	Clear, $BVRC$	19.0 in 180s ( $RC$ )	15h-01h
Abastumani/T70	Abastumani Obs.	0.70	0.5 × 0.5	$BVRCIC$	18.2 in 60s ( $RC$ )	17h-03h
Abastumani/T48	Abastumani Obs.	0.48	0.33 × 0.33	$UBVRCIC$	15.0 in 60s ( $RC$ )	17h-03h
ShAO/T60	Shamakhy Obs.	0.60	0.28 × 0.28	$BVRCIC$	19.0 in 300s ( $RC$ )	17h-03h
Lisnyky/AZT-8	Kyiv Obs.	0.70	0.38 × 0.38	$UBVRCIC$	20.0 in 300s ( $RC$ )	17h-03h
TAROT/TCA	Calern Obs.	0.25	1.85 × 1.85	Clear, $g'r'i'$	18.0 in 60s (Clear)	20h-06h
IRIS	OHP	0.5	0.4 × 0.4	Clear, $u'g'r'i'z'$	18.5 in 60s ( $r'$ )	20h-06h
T120	OHP	1.20	0.3 × 0.3	$BVRI$	20.0 in 60s ( $R$ )	20h-06h
OAJ/T80	Javalambre Obs.	0.80	1.4 × 1.4	$r'$	21.0 in 180s ( $r'$ )	20h-06h
OSN/T150	Sierra Nevada Obs.	1.50	0.30 × 0.22	$BVRCIC$	21.5 in 180s ( $RC$ )	20h-06h
CAHA/2.2m	Calar Alto Obs.	2.20	0.27 $\emptyset$	$u'g'r'i'z'$	23.7 in 100s ( $r'$ )	20h-06h

**Table 1.** List of telescopes of the GRANDMA consortium and their photometric performance when using their standard setup.

Telescope/Instrument	Location	Wavelength range	Spectral resolution $\lambda/\Delta\lambda$	Limiting mag
2.2m CAHA/CAFOS	Calar Alto Obs.	3200-7000/6300-11000	400	20 in 1h
ShAO/T2m	Shamakhy Obs.	3800 – 7000	2000	17 in 1h
Xinglong-2.16/BFOSC	Xinglong Obs.	3600 – 9600	1000	18 in 1h
GMG-2.4/YFOSC	Lijiang Obs.	3400 – 9100	2000	19 in 1h

**Table 2.** List of telescopes of the GRANDMA consortium with spectroscopic capabilities.



**Figure 2.** The sky area visible during local nighttime (in square degrees and in percentage) to the GRANDMA network (15 observatories) as a function of time during a day. The red line represents the daily sky coverage averaged over a year while the blue area gives the minimum and maximum sky coverage reachable during a year. The visibility gap between 04:00 and 12:00 is due to the lack of observatories at western longitudes.

sufficiently bright candidate counterparts (2019F-16, 2019H-23, PI Kann). CAFOS is an imager and spectrograph which we use with the B400 grism, which has a limiting magnitude of  $\sim 21$  mag in a 1h exposure.

#### 2.4 Observatoire de Haute-Provence

IRiS (Initiation to Research in Astronomy for Schools) is a robotic telescope installed in 2013 on the site of the Observatoire de Haute-Provence, France in order to allow for discoveries in the transient sky, while offering the opportunity to learn modern observational techniques. The telescope is a Ritchey-Chrétien type telescope with a diameter of 50 cm mounted on a German-type mount and equipped with a focal plane composed of a camera equipped with an E2V 42-40 sensor ( $2k \times 2k$ ), a filter wheel and filters (Clear, SDSS  $u'g'r'i'z'$ , as well as narrow bands centred on the  $H\alpha$ , CH4 and OIII lines). The entire telescope and its equipment can be fully controlled remotely in order to automatically follow-up interesting transients or perform a series of targeted exposures of known galaxies to find optical counterparts of GRBs, GWs and neutrino events.

In the case of optical counterparts deemed significant, we can use the T120 telescope, also located at Observatoire de Haute-Provence. It is a 120 cm diameter telescope equipped with an Andor Ikon L 936 camera with a

2048 $\times$ 2048 CCD with a FoV of 13'1 $\times$ 13'1 and with  $BVR_CIC$  filters.

#### 2.5 Les Makes observatory

The 60cm telescope at Les Makes Observatory (Réunion Island) is a Ritchey-Chrétien F/8 reflector. A SBIG ST11K CCD camera with Astronomik LRGB filters provides a FoV of 26'  $\times$  17'. A typical exposure uses a 3 $\times$ 3 binning, providing a spatial sampling of 1''16/pixel. The telescope and camera are controlled by the AudeLA software using the RobObs script. This combination is adapted for galaxy targeting.

#### 2.6 Lisnyky observatory

The 70cm F/4 telescope at the observational station Lisnyky of Taras Shevchenko National University of Kyiv, Ukraine, is equipped with a FLI PL4710 back-illuminated CCD and  $UBVRI$  Bessel filters. For faint objects we use a mode with 2 $\times$ 2 binning, which gives a scale of 1''96/pixel. The FoV of the instrument is 16'  $\times$  16'. The limiting magnitude of a 300 s exposure image is 20 mag under good sky conditions. It is possible to reach 21.5-22 mag with 1800 s exposures.

#### 2.7 Shamakhy Astrophysical Observatory of Azerbaijan

The 60cm telescope at Shamakhy Astrophysical Observatory (ShAO, 40°46'20''N, 48°35'04''E) (original equivalent focal length was 7.5 m) Schmidt-Cassegrain system was mounted in 1975 at an altitude of 1500 m. For use with GRANDMA collaboration observations, this telescope has been modified, with the equivalent focal length being reduced to 4.7 m. It is equipped with a FLI CCD camera with 4k $\times$ 4k pixels with size 9  $\mu$ m and standard  $BVR_CIC$  filters, which provides a 17'  $\times$  17' FoV with a readout time of 6 seconds. The limiting magnitude in the  $R_C$  filter of a 300 s exposure image is 19 mag with precision 3- $\sigma$  under good sky conditions.

The 2 m telescope at Shamakhy Astrophysical Observatory (Coude, Cassegrain and direct focuses) was mounted in 1967 at an altitude of 1435 m. This telescope has been equipped with various spectrographs for spectral observations. For faint objects we can use a 2 $\times$ 2 Kanberra prism spectrograph. Typical observations in the visual range cover 3700 – 8000  $\text{\AA}$  up to 17 mag with a resolution of  $R = 2000$ .

#### 2.8 TAROT network

TAROT stands for T el escope   Action Rapide pour les Objets Transitoires (Rapid Action Telescope for Transient Objects). Two TAROT 25 cm aperture telescopes (Klotz et al. 2008) are installed at Calern in France (hereafter TCA) and La Silla in Chile (hereafter TCH). Initially designed

to study optical counterparts of GRBs these telescopes are now able to react to GW alerts. Their FoV is  $1.86^\circ \times 1.86^\circ$ . TAROT Réunion (hereafter TRE) is an 18 cm aperture telescope which has been installed in 2016 at Les Makes observatory (Klotz & Thierry 2019). TAROT Réunion is located at  $21.1988^\circ$  S,  $55.4102^\circ$  E, and an elevation of 991 m above sea level. Its camera is a FLI 16803 that covers a FoV of  $4.2^\circ \times 4.2^\circ$  to be efficient when tiling the large skymaps delivered by GW interferometer alerts.

## 2.9 Tsinghua-NAOC Telescope

The Tsinghua-NAOC (National Astronomical Observatories of China) Telescope, abbreviated as TNT, is an 80 cm Cassegrain reflecting telescope located at Xinglong Observatory ( $117^\circ 34' 39''$  E,  $40^\circ 23' 40''$  N, elevation:  $\sim 900$  m). It was designed and manufactured by APM-Telescope in Germany and is under joint operation of Tsinghua University and NAOC since 2004. The main scientific goal of this telescope is to monitor and obtain photometric data of multiple transient phenomena such as supernovae, active galactic nuclei, and gamma-ray bursts, etc.

This telescope is equipped with a  $1340 \times 1300$  CCD camera providing a FoV of  $11.5^\circ \times 11.2^\circ$ . The filter system used on the TNT is standard Johnson *UBV* and Cousins *R<sub>C</sub>I<sub>C</sub>* system (Bessell 1990). The limiting magnitudes of TNT for a S/N of 100 with a 5 min exposure are 18.8 mag in *V* band and 18.7 mag in *R<sub>C</sub>* band (Huang et al. 2012).

## 2.10 Zadko collaboration

The Zadko Telescope (Coward et al. 2010, 2017) is a 1 m Cassegrain telescope (with aperture f/4), located in Western Australia at coordinates  $115^\circ 42' 49''$  E  $31^\circ 21' 24''$  S. It has been designed by DFM Engineering Ltd, and donated to the University of Western Australia by resource company Claire Energy. The telescope has been active since the first of April 2009, with various upgrades done when needed (see Coward et al. 2017, for details). For the O3 run, a new QHY 163M camera with a field of view of  $17' \times 12'$  has been installed, allowing for reaching  $R \sim 21$  mag in about 90 seconds.

The telescope is controlled by the same software as the TAROT network, Robotic Observatory Software (ROS), aimed at observing the transient sky as quickly as possible when something occurs in the Universe. Like any ROS-compliant instrument, the Zadko Telescope is unsupervised with various pipelines in charge of listening to several alert channels and to schedule, perform, process, and calibrate the observations. In the special case of GRANDMA, Zadko bypassed some of them as GRANDMA offers its own tools (see below).

In addition to the transient sky, the Zadko telescope is also used to perform outreach and teaching activities, and to study minor bodies in our solar system. Lastly, the Zadko telescope also collaborates with other entities (such as NASA) to perform on-demand observations for full-time coverage, due to its unique location: this is the only one-meter-class professional telescope located in Western Australia, which is located at the antipodes of the US mainland.

## 2.11 UBAI collaboration

The Ulugh Beg Astronomical Institute (UBAI) recently joined the GRANDMA project with two Zeiss-600 0.6m Cassegrain telescopes (with an aperture f/12.5), Northern (NT-60) and Southern (ST-60). Both are located at high-altitude Maidanak Observatory ( $66^\circ 54'$  E,  $38^\circ 40'$  N, 2600m above sea level, <http://www.maidanak.uz>) in the South-East of Uzbekistan at a distance of about 120 km south of Samarkand. The site provides about 60% of the available yearly dark time ( $\sim 1800$  hours) with median seeing  $0''.69$  at  $0.5\mu\text{m}$  (Ehgamberdiev et al. 2000). The maximum amount of clear time corresponds to the summer-autumn period.

Operational since the 1980s, the telescopes are presently equipped with FLI  $1024 \times 1024$  CCD cameras and *BVR* Bessel filters, the FoV is  $10'.8 \times 10'.8$  for the NT-60 and  $6'.5 \times 6'.5$  for the ST-60. The limiting magnitude in the *R* filter is 18 mag with a 3 min exposure.

## 2.12 Collaboration with other groups

GRANDMA can follow-up counterpart candidates with two Chinese consortia that have synoptic surveys. First, the Tsinghua Ma-huateng Telescopes (TMTS) are composed by  $4 \times 40$  cm tubes on a single mount, located at Xinglong Observatory in Hebei Province, China. Each tube has a field of view of about 4.4 square degrees and resolution of  $1''.8$ /pixel. It can reach 19 mag ( $5\sigma$ ) in 60 seconds. Every night, the TMTS can scan about 8000 square degrees of the sky to search for optical transients such as supernovae and flare stars.

Secondly, GRANDMA also collaborates with SVOM, a Sino-French Collaboration preparing a mission dedicated to the study of the multi-messenger transient sky with a core programme devoted to GRB science (Wei et al. 2016). Currently, the SVOM ground segment used for O3 is mainly located in China at the Jilin and Xinglong Observatories. The full network has multiple photometric capabilities with:

(i) A 1.2m Chinese Ground Follow-up Telescope (C-GFT at Jilin) equipped with a  $4\text{k} \times 4\text{k}$  CCD camera observing with no filter ( $r_{lim} \sim 20$  with 100 s exposure). The FoV of this telescope is  $1.5^\circ \times 1.5^\circ$  ( $1''.35$ /pixel angular resolution).

(ii) Three Ground Wide-field Angle Cameras (GWAC at Xinglong) telescopes, each equipped with four “JFOV”  $4\text{k} \times 4\text{k}$  CCD E2V camera ( $\varnothing = 18$  cm) and one “FFOV”  $3\text{k} \times 3\text{k}$  CCD camera ( $\varnothing = 3.5$  cm). One mount has a FoV of  $25^\circ \times 25^\circ$  ( $\sim 500$  square degrees) and typically a limiting unfiltered magnitude of 16 is reached with an exposure of 10 seconds (up to 18 at best by stacking hundreds of single images). The GWACs perform a systematic survey of the sky every night with online analysis of any discovered transients (Turpin et al. 2019a).

(iii) Two 60 cm telescopes (GWAC/F60A and GWAC/F60B at Xinglong) equipped with a  $2\text{k} \times 2\text{k}$  and  $1\text{k} \times 1\text{k}$  CCD cameras using *UBVR<sub>C</sub>I<sub>C</sub>* Johnson-Cousins filters. With a FoV of  $\sim 20' \times 20'$ , they have a typical  $1''$  angular resolution and a limiting magnitude of  $R_{lim} \sim 19$  mag in a 120 s exposure.

(iv) A 30 cm telescope (GWAC/F30 at Xinglong) is also operated with *UBVR<sub>C</sub>I<sub>C</sub>* Johnson-Cousins filters with a quite wide FoV of  $1.8^\circ \times 1.8^\circ$  and  $R_{lim} \sim 17$  mag in a 100 s exposure.

Besides, in case of significant optical candidates during a GW alert, GRANDMA can trigger both photometric and spectroscopic observations on the two Chinese 2-m class telescopes through the GRANDMA collaborators.

(i) The 2.16-m telescope, located at the Xinglong Observatory, has Cassegrain and Coude focuses, and it is simple to change from one to the other (only needing one minute). It is equipped with the BFOSC (Beijing-Faint Object Spectrograph and Camera), OMR Low Resolution Spectrograph and HRS (High Resolution Fiber-Fed Spectrograph) as shown in Table 2.

(ii) The GMG 2.4-m telescope is located at the Lijiang station of Yunnan Observatories, and is similar to the Liverpool and Nordic Optical telescopes. It is equipped with the YFOSC (Yunnan Faint Object Spectrograph and Camera), and with a back-illuminated  $2048 \times 4096$  E2V42-90 CCD. Using YFOSC, the limiting magnitude in photometry varies from 22 to 23 mag depending on the exposure time and the seeing. For low/medium spectral resolution observations, we expect a magnitude limit of about 19 mag depending on features in the spectrum.

GRANDMA obtained 10 hours per semester of target-of-opportunity time for Semesters 2019 A and B on the Canada-France-Hawaii telescope (CFHT) equipped with WIRCAM and MegaCam, on the Big Island, Hawaii, United States, which can reach a 24 mag limit. We will use both of them for following-up counterpart candidates of GW alerts in the optical and near infrared band ( $g'r'i'z'$  for MegaCam,  $JH$  for WIRCAM) and characterise the colour evolution of the kilonovae. In addition, MegaCam can participate in the GW skymap observations and to find directly the optical counterparts by targeting galaxies inside the GW volume.

GRANDMA is also connected to gamma-ray counterpart searches of GWs. First, we have developed our own offline detection pipeline to detect GRBs called F-WBSB (*Fermi*/GBM-like search with Wild Binary Segmentation for the detection of Bursts) presented in Antier et al. 2019b. In case of GW alerts, we extract archival data over the full day both in the *Fermi*/GBM and *INTEGRAL* SPI/ACS instruments. We consider a gamma-ray transient as interesting in the [-10 min, 1 hour] time window around the GW trigger. The pipeline gives an independent approach from standard online and offline analysis (Blackburn et al. 2015; Burns et al. 2019), which helps to confirm sub-threshold triggers found by other groups with unique algorithms based on binary segmentation (Fryzlewicz 2014).

### 2.13 Citizen science programme

GRANDMA has also developed its own citizen science programme called *kilonova-catcher*<sup>7</sup>: Amateur astronomers having any observational capabilities are invited to participate in the follow-up of GW alerts. The participants are welcomed to register on the GRANDMA platform and to provide their telescope characteristics and location.

In case of a GW alert, induced by the merging of two compact objects involving at least one neutron star at a maximal distance of 200 Mpc, GRANDMA will compute a

list of galaxies consistent with the distance range of the GW event as well as its sky localisation given by the probability skymap (see section 3.3). According to the telescope information given by each *kilonova-catcher* user, a short list of promising GW host galaxies candidates will then be automatically assigned to a telescope user using Slack alert messages, emails and also displayed on the GRANDMA amateur platform on the telescope user page. The *kilonova-catcher* users are then encouraged on a best-effort basis to point their instruments towards those galaxies centred in their FoV and to adapt their exposure time to reach at least 17 – 18 mag. This limiting magnitude is based on the scenario of the kilonova AT 2017gfo detected in association with GW170817 (Abbott et al. 2017c). The images, in the FITS format, are then stored using an uploading application on the GRANDMA platform. If the electromagnetic counterpart is found during the global follow-up of any GW event, we will look back at the archival *kilonova-catcher* data to find if the field was observed by some amateur telescopes. If so, then the images will be reduced and the observations will be integrated into the full scientific analysis. Some amateur astronomers have acquired significant experience in searching for optical transient sources, particularly in the supernova domain. Their experience will be also profitable to potentially send promising optical transient candidates to a committee of GRANDMA scientists who will analyse them and take the decision to trigger deeper follow-up observations with the professional instruments.

Presently, GRANDMA reaches a participation of about 30 amateur astronomers across the world. 16 telescopes representing 60% of the participants are located in France, the others mostly in Europe, especially in Spain with four telescopes. Other locations cover some regions in Canada, Chile, Mexico, Germany, Luxembourg, Malta, Mauritania, Australia and New Zealand. The diversity of telescopes varies from 80 mm aperture to 600 mm with an average FoV of 40'. Their expected limiting magnitude for a one minute exposure is about 17 mag with a resolution of 1''05/pixel. A few telescope are remotely operated, especially the largest ones, but most of the amateur astronomers directly control their telescope, sitting to the side of the pillar of their instruments. Nowadays, the amateur community has well-advanced skills in optical data-reduction techniques thanks to extensive tutorials given by many astronomical associations and specialised websites. Therefore, the non-professional world is perfectly able to produce data that are scientifically exploitable. The instantaneous coverage in different optical bands of the GW probability skymap by multiple telescopes will result in the unique opportunity to catch the early stage of the visible components of the post-merger ejected material.

## 3 OBSERVATION STRATEGY DURING THE LIGO/VIRGO O3 OBSERVATIONAL CAMPAIGN

### 3.1 Organisation of the follow-up procedure

In order to perform follow-up of alerts and possible associated transients, a system of shifts has been set up, with a team of four follow-up advocates (FA) or “shifters” designed

<sup>7</sup> <https://grandma-kilonovacatcher.lal.in2p3.fr/>

to cover a entire week. Each day of a given week is divided in four six-hour long shifts, each under the supervision of one FA. In principle each FA is assigned the same daily slot during the week. In case of an alert, the first responsibility of the FA is to check that the observation plan has been computed, sent to the network of observatories and has been well-received by them. The FA has then to follow all notices (GCNs) related to the alerts currently in hand.

If an optical transient is found during the campaign (by GRANDMA or by others) and the first observations can be consistent with a kilonova or GRB afterglow signal, the FA may ask to follow it up by dedicated telescopes of the network. This may require the interruption of current observations for some telescopes and the modification of the observation plan. When a counterpart is formally identified (by the GRANDMA network or by others), the FA may also ask for observations by spectroscopic facilities of the network (the CAHA 2.2m telescope for instance) or through ToO programs we have access to.

Lastly, the FA is in charge of reporting everything that happened during their shift, either internally through a system of logbooks, or toward the whole community using an automatic writing tool generating the GCNs related to GRANDMA observations and possible discoveries.

### 3.2 GRANDMA infrastructure

Like any project aimed toward robotic astronomy and studying the transient sky, the GRANDMA project relies heavily on a central database and cloud applications, developed for that purpose. We also constructed a dedicated web interface for helping the FA in their tasks.

At the core of the project lies a MySQL database centralising all informations about the alerts and the observations done by any of the telescopes of the collaboration. That database is populated automatically by various scripts, provided by the collaboration, and running at the telescope sites, or by programs running on our main server. It is accessed by some scripts which need specific information about the collaboration (i.e. our tool dedicated to produce GCNs sent by the collaboration) and the ongoing observations (the position of the tiles already observed for instance).

Each time a new event is detected by the aLIGO/Virgo collaboration and released to the public via a GCN, our server automatically retrieves and analyses the sky map of the error box of the event. It then produces a set of observation plans optimised for each telescope, following the method presented in the next section. That observation plan is then propagated to the observers. All of these mechanisms widely use the IVOA <sup>8</sup> methods for sharing data and information.

A web interface to the database allows at any moment to follow the ongoing procedure and adjust the observation strategies if needed. As a matter of consequence, each new detection of a GW counterpart candidate can be inserted into the database and followed-up by small FoV instruments and/or spectroscopic instruments. That interface provides the only possible human supervision of the infrastructure, and is made for the benefit of the FAs.

### 3.3 Observation strategy for GW alerts

The beginning of O3 has provided a wide variety of GW candidates for follow-up, both in terms of the merging objects and the sky localisation areas requiring examination. Due to the large sky localisations and differences in telescope configurations and sensitivities, optimised techniques for follow-up efforts are important. The GRANDMA observation strategy uses different approaches depending on the FoV of the telescopes. The core of the observation plans relies on `gwemopt` (Coughlin et al. 2018a), open-source software designed to optimise the scheduling of target-of-opportunity observations using either synoptic or galaxy-targeted based searches. Briefly, for synoptic survey instruments ( $\gtrsim 1 \text{ deg}^2$ ), it divides the skymap into a grid of “tiles” the size and shape of the FoV of each telescope. For each tile, the available segments for observation are computed, including accounting for their rising and setting, in addition to their distance from the moon. Observations are scheduled by computing a weight based on the three-dimensional probability distribution from the GW alert (Singer et al. 2016); for nearby sources ( $\lesssim 300 \text{ Mpc}$ ), which is galaxy-weighted, following the distribution of galaxies and using their properties such as *B*-band luminosity. For narrow-FoV telescopes ( $\lesssim 1 \text{ deg}^2$ ) with nearby alerts ( $\lesssim 300 \text{ Mpc}$ ), galaxy-targeted observations are performed, where one galaxy at a time is imaged within the three-dimensional probability distribution as suggested by Nissanke et al. (2013); Gehrels et al. (2016).

Each observation is processed by the reduction pipelines to find transient candidates. In general, these images are compared to previous observations, either images or databases of known objects (as traces of cosmics, known variable stars, minor planets and known supernovae), to determine whether the objects are new with respect to the GW transient. For this reason, survey instruments with recent pre-existing limits are at an advantage in this endeavor. In addition, transients should have at least two detections separated in time to mitigate the follow-up of asteroids.

Each team of the GRANDMA consortium can use their own detection pipeline; a subset have low-latency reduction processes (the TAROT network as an example, Noysena et al. 2019). However, the GRANDMA consortium provides to individual teams a fast pipeline for detection of potential new transients, called `gmadet`, which is publicly available through the GitHub platform<sup>9</sup>. The issue of new transient detection in the telescope images is complex and has several approaches. The error regions given by the aLIGO/Virgo interferometers are usually very large, significantly larger than any single observed image. An easy solution would be if every telescope in our network had previous images of the observed field from different periods. Those templates can be used for image subtraction, and new potential transients can be discovered afterward by standard photometric techniques on the difference images. This approach is especially useful for the cases when the optical counterpart would be hidden visually inside the light of its host galaxy. However, telescopes in the GRANDMA network are not all-sky surveys and do not have a significant amount of templates for such an image subtraction. The situation is improved for those GW events with estimated distances inside the range of the GLADE

<sup>8</sup> <http://www.ivoa.net/>

<sup>9</sup> <http://github.com/dcorre/gmadet>



catalogue of galaxies (Dályá et al. 2018). Those galaxies can be examined manually, and we can perform photometry for crowded fields (e.g., Daophot) for the detection of optical candidates. However, most of the events are outside of the GLADE catalogue range. Therefore the optical candidates can be practically anywhere in the telescope images.

In GRANDMA, there are various differences in the data reduction methods, including calibration and the filter systems employed. This can lead to differences in light curves that are not due to physical effects. Thus, the collaboration is working on a homogeneous procedure to calibrate the images such that they have photometric consistency. In order to harmonise the detection process among the telescopes, which is crucial to affirm source discoveries with independent observations, we developed a common algorithm written in the Python programming language and using several external astronomical packages and modules to perform astrometry and photometry. The astrometric calibration is performed using the Astrometry.net package (Lang et al. 2010), the source detection is performed using either IRAF (Tody 1986) or SExtractor (Bertin & Arnouts 1996) depending on the user preference. After stellar detection we perform a cross-check of all detected sources with several astronomical catalogues - PanSTARRS, USNO-B1, Gaia and GSC using the CDS X-match service. The final stage consists of photometry of the unidentified sources, and then a subsequent upload of the potential transients into the GRANDMA internal database. Sub-images centered on these potential transients are displayed on the web interface and compared to the same fields from the PanSTARRS all-sky survey using Aladin Lite<sup>10</sup>. There is an on-going effort to automatically discard artefacts among the transient candidates using a machine learning algorithm.

Follow-up of the remaining optical transients with dedicated telescopes is performed to classify them; this includes both photometric and spectroscopic follow-up. While classifying supernovae and M-dwarf flares spectroscopically is relatively straightforward, photometrically, one needs to rely on the rapid timescales over which kilonovae evolve (Metzger 2017). Comparison to GW170817/AT 2017gfo shows that the evolution in luminosity is expected to be  $\Delta r \sim 1$  mag per day, and slightly slower at later times; for this reason, transients can be ruled out by measurements of their luminosity evolution. In general, typical supernovae near peak evolve much more slowly ( $\Delta r \sim 0.1$  mag per day), and therefore can be rejected by tracking their photometric evolution. In this way, the network can follow-up objects both photometrically and spectroscopically to both classify and exclude sources. In parallel, the GRANDMA consortium is developing a similar approach to harmonise spectroscopic reduction with generic data pre-processing and calibration.

## 4 GRANDMA ELECTROMAGNETIC FOLLOW-UP CAMPAIGN OF O3 RUN A

### 4.1 Summary of the 6 months of the campaign

The GRANDMA consortium followed up 27/33 alerts during the first six months of the O3 campaign, as shown in Table 3

for the binary black hole merger candidates, and Table 4 for the systems containing at least one neutron star based on LIGO-Virgo low latency results (see the LIGO-Virgo user-guide for more information<sup>11</sup>). All the sky localization of the alerts can be shown in Appendix A.

We first note that none of our follow-ups have led to a complete coverage of any error box. This can be explained by the fact that Sun and Moon constraints do not allow us to perform full coverage (see the example of S190924h). In addition, the luminosity distances of the alerts sent by LIGO-Virgo are mostly above 150 Mpc (the closest binary neutron star candidate was estimated to lie at  $156 \pm 41$  Mpc), where the galaxy catalog we are using to perform galactic tiling is no longer complete.

The TAROT telescopes fully automatically responded to any alert. This helped us to track down several issues in the database and web interface, improving the entire GRANDMA system. From April to September 2019, the delay between the GW trigger time and the first observation by the TAROT network decreased from several hours to dozens of minutes. While our first answer to an alert was delayed by more of twelve hours, in September 2019, the ICARE infrastructure was able to receive the GW alert, and produce the observation plan and send it to all GRANDMA telescopes within 10–15 minutes. Then, the automatic TAROT pipeline (CADOR) (Bourez-Laas et al. 2008) was able to schedule the first observations to start within 5–15 minutes at one of the observatories. For some other telescopes, the insertion into the schedule needs human validation, which can take up to one hour. We are working on reducing that time delay. The most rapid follow-up was for S190515ak with a delay of 16 minutes between the GW trigger and the first observation of TAROT-Calern.

Lastly, the coverage of GRANDMA improved during the first six months from 100 deg<sup>2</sup> to 300 deg<sup>2</sup> with a maximum coverage (for S190910d) of 540 deg<sup>2</sup> in 68 hours thanks to a more efficient coordination of the telescopes.

We also highlight the participation of the OAJ/T80 to the S190426c alert, a binary neutron star merger candidate; these observations covered 11 % of the sky localization probability at 19.6 mag in the  $r'$  band. We also triggered various telescopes with the S190425z alert discussed in the following section 4.2. Finally, ShAO/T60, Lisnyky/AZT-8, UBAI/NT-60 were triggered for the BNS candidate S190818y alert, using a galaxy targeting strategy, for the purpose of demonstrating a generic photometric detection pipeline on all the observations. The follow-up activity increase also received help from a successful campaign with the amateur astronomers program for the S190901ap binary neutron star merger candidate alert, estimated at a luminosity distance of  $241 \pm 79$  Mpc. For that event, we reached a coverage of 90% of the credible region of 14753 deg<sup>2</sup>, pointing at some interesting galaxies contained in the GW volume (Ducoin et al. 2019).

Beside, our independent search for finding gamma-ray bursts in the Fermi-GBM data (Antier et al. 2019a) in the period of around the GW trigger time (-5s, 1h) did not lead to any significant GRB detection.

Despite all our efforts, no significant counterparts were

<sup>10</sup> <https://aladin.u-strasbg.fr/AladinLite/>

<sup>11</sup> <https://emfollow.docs.ligo.org/userguide/>

found by the GRANDMA consortium for any alert (in agreement with observations by other groups).

## 4.2 An example of follow-up: the binary neutron star merger candidate S190425z

### 4.2.1 S190425z: the first binary neutron star merger candidate of $O^3$

The GW event S190425z occurred on 2019-04-25 at 08:18:05 UTC (LIGO Scientific Collaboration and Virgo Collaboration 2019). At that moment, both Advanced LIGO-Livingston and Virgo were observing, while Advanced LIGO-Hanford had been down for 30 minutes. The lack of a detection by LIGO-Hanford resulted in a very large localisation region, with the initial 90% credible region of the skymap for S190425z spanning  $\sim 10200$  deg<sup>2</sup>. A refined analysis reduced this region to  $\sim 7500$  deg<sup>2</sup>.

The false-alarm rate of S190425z, an estimate of its significance, was  $\approx$  one per 70000 years (see definitions in the the LIGO-Virgo userguide). The candidate also had a large probability to be a binary neutron star merger and to have a remnant (both probabilities  $> 99\%$ ). Finally, the distance, inferred from the GW signal was estimated to be  $156 \pm 41$  Mpc.

Due to these properties, an intense follow-up campaign occurred in the month following the event, with more than 100 notices sent by various teams via the GCN network<sup>12</sup>. Wide-field optical tiling collaborations like ZTF, ATLAS, Pan-STARRS and Gaia discovered multiple optical counterpart candidates (Kasliwal et al. 2019b; McBrien et al. 2019; Smith et al. 2019a,b; Kostrzewa-Rutkowska et al. 2019a,b,c), but all turned out to be supernovae or other sources unrelated to S190425z (Pavana et al. 2019; Perley et al. 2019; Buckley et al. 2019; Izzo et al. 2019; Wiersema et al. 2019; Castro-Tirado et al. 2019; Short et al. 2019 and Dichiaro et al. 2019; Morokuma et al. 2019; Jencson et al. 2019; Carini et al. 2019; Chang et al. 2019; McCully et al. 2019; Nicholl et al. 2019b,c; Dimitriadis et al. 2019). At high energies, no contemporaneous emission was detected by any satellites (Martin-Carillo et al. 2019; Minaev et al. 2019; Sugizaki et al. 2019; Savchenko et al. 2019; Casentini et al. 2019; Chelovekov et al. 2019; Sakamoto et al. 2019; Piano et al. 2019; Xiao et al. 2019; Axelsson et al. 2019; Svinkin et al. 2019). Neutrinos and cosmic rays were also not detected (Icecube Collaboration 2019; Alvarez-Muniz et al. 2019).

Several factors led to difficulties in finding the counterpart. First of all, the highly unconstrained localisation led to  $\sim 50,000$  galaxies within the three-dimensional estimated volume (Dalya & Raffai 2019; Cook et al. 2019). It is challenging to observe even most of these galaxies several times in order to pinpoint a transient event. Secondly, the large distance (four times further than GW170817) implied that a kilonova similar to AT 2017gfo/GW170817 would appear two to three magnitudes fainter. Observing such a faint object implies an increase in exposure time required for each image (for a given telescope), leading to it being highly challenging to succeed in a detection during the first

twelve hours. Therefore, it is not surprising that no significant candidate counterparts were discovered.

### 4.2.2 GRANDMA follow-up observations of S190425z

The LIGO Scientific Collaboration and the Virgo Collaboration sent a GCN notice 42 min after the trigger. Observation plans with both “tiling” for the TAROT network and “galaxy targeting” strategies for the other telescopes were computed automatically as described in Section 3. These plans were sent to the telescopes 15 min after the initial GCN reception.

A total of seven GRANDMA telescopes responded to this alert. The observations started in the following order: Zadko (2019-04-25 14:56:19 UTC, 6.7 hr post GW trigger time), TAROT/TRE (2019-04-25 14:56:19 UTC, 6.7 hr post GW trigger time), Les Makes/T60 (2019-04-25 15:18:10 UTC, 7.0 hr post GW trigger time), Lisnyky/AZT-8 (2019-04-25 22:32:38 UTC, 14.2 hr post GW trigger time), Abastumani/T70 (2019-04-25 23:08:01 UTC, 14.8 hr post GW trigger time), TAROT/TCH (2019-04-26 06:40:5 UTC, 22.4 hr post GW trigger time), and TAROT/TCA (2019-04-26 22:25:38 UTC, 1.6 days post GW trigger time).

The observations were previously reported in Blazek et al. (2019b), Howell et al. (2019b) and Gendre et al. (2019). The joint coverage of the alert is shown in Figure 3 and Figure 4; the data are presented in Table 4. The TAROT network observed seven fields with multiple epochs per telescope corresponding to a few percent of the initial Bayestar sky localisation coverage (see Table B1 in the Appendix). The Zadko telescope and camera were in test mode, with its sensitivity strongly decreased compared to its normal state; in total, images of 70 galaxies compatible with the GW distance were obtained in the five fields observed. The Les Makes/T60 recorded five images of 300 s each: 52 galaxies compatible with the GW distance were observed. Abastumani-T70 observed eleven fields containing 41 galaxies in the  $R$  band with a partly cloudy sky. Lisnyky/AZT-8 observed seven tiles with images of 26 potential host galaxies in the  $R$  and  $B$  bands. The full list of galaxies observed by Zadko, Les Makes/T60, Lisnyky/AZT-8, Abastumani/T70 is available in Table B2 of Appendix A.

Each telescope team was in charge of the reduction of its own data, and each team used diverse techniques to search for new transients. The teams mostly compared their data with deeper archival imaging of the fields by hand, for example PanSTARRS, SDSS, or, if neither of those surveys cover this sky position, DSS. They also checked the Minor Planet Center database<sup>13</sup> to see whether some spurious “transient” was found to be a passing asteroid and therefore not related to the event. In addition, the TAROT network used a different method to find transients described in Noyseña et al. (2019). There were no reported counterpart candidates. The upper limit for the kilonova or orphan afterglow emission at  $5\sigma$  in the sky localisation area observed by GRANDMA were  $C_{\text{clear}} < 16$  mag for Zadko,  $C_{\text{clear}} < 17$  mag for the TAROT network,  $R_{\text{C}} < 19.2$  for Les Makes/T60,  $R_{\text{C},B} < 19.2$  for Lisnyky/AZT-8, and  $R_{\text{C}} < 16.5$  for Abastumani/T70.

The automatic observations of the event by the TAROT

<sup>12</sup> <https://gcn.gsfc.nasa.gov/other/GW190425z.gcn3>

<sup>13</sup> <https://minorplanetcenter.net/cgi-bin/checkmp.cgi>

**Table 3.** Summary of the GRANDMA observations during the first six months for BBH candidates. Observations are not necessarily continuous during the time interval. S190829u was retracted by the LIGO-Virgo collaboration due to a data quality issue. 90% c.r. corresponds to the 90 % credible region of the latest sky localisation area sent by LIGO-Virgo (<sup>a</sup>, when only “the bayestar sky localisation” is available),  $\delta t$  to the delay with respect to the GW trigger,  $\Delta T$  to the duration of the observations, Prob (%) , Area deg<sup>2</sup> to the coverage of GRANDMA compared to the latest revision of the sky localisation area in percentage and in squares degrees. From 2019 May 19<sup>th</sup> to 2019 June 2<sup>nd</sup>, TRE and TCH were under maintenance and there were bad observational conditions at the TCA site. S190924h was not observed due to moon constraints. The  $\delta t$  is dependant on the delay of the first sky localisation area sent by the LVC.

Alert	Time (UTC)	Type	Dist (Mpc)	90% c.r. (deg <sup>2</sup> )	Telescope	$\delta t$ (h)	$\Delta T$ (h)	Lim. mag	Prob (%)	Area (deg <sup>2</sup> )
S190930s	13:35:41	MG (95%)	709 ± 191	1748	GRANDMA	1.9	57.0	17-18	19.0	260
					TCA	4.4	55.2	18	5.1	68
					TCH	12.7	46.0	18	3.0	38
					TRE	1.9	31.4	17	18.0	242
S190924h	02:19:258	MG (99%)	548 ± 112	303	No observations					
S190915ak	23:57:02	BBH (99%)	1584 ± 381	318	GRANDMA	0.3	50.7	18	36.1	80
					TCA	0.3	50.7	18	36.1	80
S190828l	06:55:09	BBH (99%)	1528 ± 387	359	GRANDMA	1.2	49.7	17-18	12.6	294
					TCA	12.6	31.2	18	0.3	67
					TCH	1.2	49.7	18	11.5	69
					TRE	14.2	23.7	17	0.8	157
S190828j	06:34:05	BBH (99%)	1946 ± 388	228	GRANDMA	0.5	47.6	17-18	6.1	210
					TCA	12.5	31.3	18	2.7	67
					TCH	0.5	47.6	18	0.04	21
					TRE	15.6	23.4	17	3.4	122
S190728q	06:45:10	MG (52%)	874 ± 171	104	GRANDMA	0.5	50.2	17-18	88.3	180
					TCA	13.2	29.6	18	18.8	26
					TCH	0.5	50.2	18	23.2	56
					TRE	10.5	22.6	17	83.3	121
S190727h	06:03:33	BBH (92%)	2839 ± 655	151	GRANDMA	1.5	163.8	17-18	49.0	138
					TCH	1.6	163.8	18	48.4	68
					TRE	16.7	17.2	17	0.7	70
S190720a	00:08:36	BBH (99%)	869 ± 283	443	GRANDMA	0.3	30.8	17-18	11.0	161
					TCA	0.6	26.8	18	5.0	60
					TCH	1.7	29.4	18	4.0	50
					TRE	0.3	22.7	17	4.0	71
S190707q	09:33:26	BBH (99%)	781 ± 211	921	GRANDMA	5.7	14.1	17-18	14.6	128
					TCA	10.7	6.1	18	2.4	21
					TCH	13.4	6.3	18	4.0	25
					TRE	5.7	4.8	17	9.5	88
S190706ai	22:26:41	BBH (99%)	5263 ± 1402	826	GRANDMA	0.5	22.9	17-18	16.0	167
					TCA	0.6	22.7	18	0.27	22
					TCH	0.5	9.1	18	3.9	24
					TRE	3.2	2.0	17	11.8	121
S190701ah	20:33:06	BBH (93%)	1849 ± 446	49	GRANDMA	2.7	2.9	17	41.7	71
					TRE	2.7	2.9	17	41.7	71
S190630ag	18:52:05	BBH (94%)	926 ± 259	1483	GRANDMA	4.7	18.9	17-18	11.4	92
					TCA	4.7	3.0	18	8.9	21
					TRE	21.0	2.5	17	2.5	71
S190602aq	17:59:27	BBH (99%)	797 ± 238	1172	No observations					
S190521r	07:43:59	BBH (99%)	1136 ± 279	488	No observations					
S190521g	03:02:29	BBH (97%)	3931 ± 953	765	No observations					
S190519bj	15:35:44	BBH (96%)	3154 ± 791	967	No observations					
S190517h <sup>a</sup>	05:51:01	BBH (98%)	2950 ± 1038	939	GRANDMA	4.2	17.3	18	8.9	11
					TCH	4.2	17.3	18	8.9	11
S190513bm <sup>a</sup>	20:54:28	BBH (94%)	1987 ± 501	691	GRANDMA	0.7	12.9	18	23.5	45
					TCA	0.7	5.6	18	7.0	24
					TCH	6.0	7.5	18	16.7	21
S190512at	18:07:14	BBH (99%)	1388 ± 322	252	GRANDMA	13.8	18.1	18	30.3	42
					TCA	25.5	5.8	18	7.2	22
					TCH	13.8	18.1	18	24	24
S190503bf <sup>a</sup>	18:54:04	BBH (96%)	421 ± 105	448	GRANDMA	4.3	4.7	18	17.1	24
					TCH	4.3	4.7	18	17.1	24
S190421ar	21:38:56	BBH (97%)	1628 ± 535	1444	GRANDMA	19.7	8.2	17	18.0	124
					TRE	19.7	8.2	17	18.0	124
S190412m <sup>a</sup>	05:30:44	BBH (100%)	812 ± 194	156	GRANDMA	10.1	12.2	17-18	75.9	125
					TCA	14.1	8.2	18	36.3	24
					TRE	10.1	7.7	17	73.4	123
S190408an <sup>a</sup>	18:18:02	BBH (100%)	1473 ± 358	387	No observations					

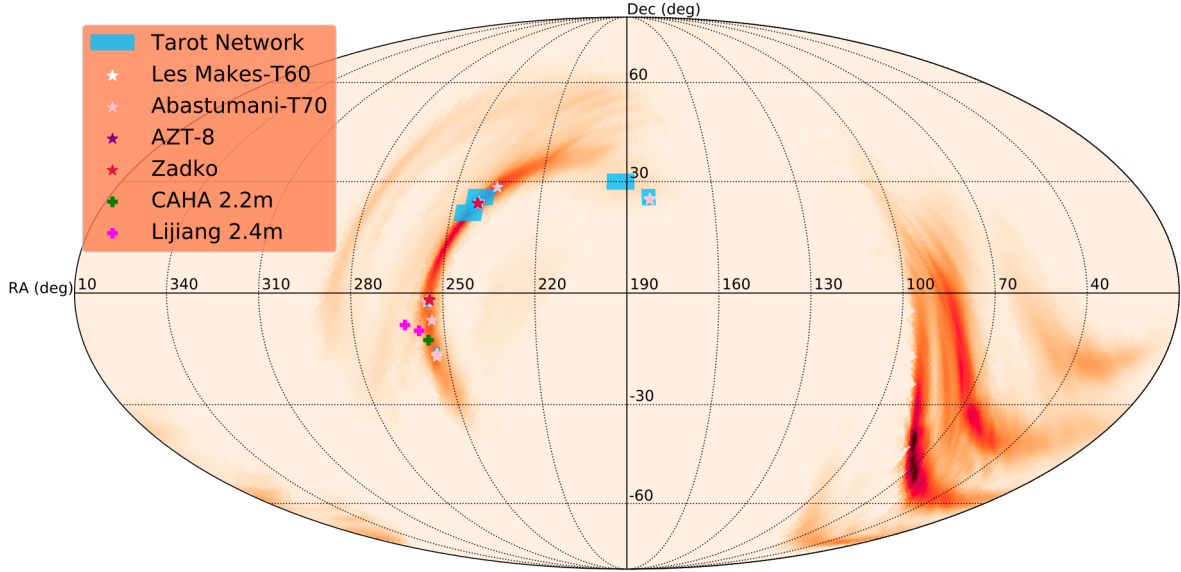
**Table 4.** Summary of the GRANDMA observations during the first six months for binary neutron-star or neutron-star black-hole merger candidates, using the latest versions of the LALInference sky localisations (<sup>a</sup>, when only “the bayestar sky localisation” is available). Observations are not necessarily continuous during the time interval. S190518bb, S190524q S190808ae, S190816i, S190822c were retracted by the LIGO-Virgo collaboration due to data quality issues in the detectors. 90% c.r. corresponds to the 90 % credible region of the latest sky localisation area sent by LIGO-Virgo,  $\delta t$  to the delay with respect to the GW trigger,  $\Delta T$  to the duration of the observations, Prob (%), Area deg<sup>2</sup> to the coverage of GRANDMA compared to the latest revision of the sky localisation area in percentage and in squares degrees.  $\delta t$  is dependant on the delay of the first sky localisation area sent by the LIGO-Virgo collaboration, this generally took about few hours at the beginning of the campaign.

Alert	Time (UTC)	Type	Dist (Mpc)	90% c.r. (deg <sup>2</sup> )	Telescope	$\delta t$ (h)	$\Delta T$ (h)	Lim. mag	Prob (%)	Area (deg <sup>2</sup> )
S190930t <sup>a</sup>	14:34:07	NSBH (74%)	108 ± 38	24220	GRANDMA	1.0	80.5	17-18	1.3	250
					TCA	3.5	80.0	18	0.7	135
					TCH	11.9	71.5	18	0.6	110
					TRE	1.0	80.5	17	0.4	94
S190923y <sup>a</sup>	12:55:59	NSBH (68%)	438 ± 133	2107	GRANDMA	3.6	55.6	17-18	25.4	436
					TCA	5.5	46.3	18	2.2	64
					TCH	10.7	32.7	18	3.5	64
					TRE	3.6	55.6	17	20.0	312
S190910h	08:29:58	BNS (61%)	230 ± 88	24264	GRANDMA	10.5	129.1	18	1.1	337
					TCA	10.5	129.1	18	0.5	175
					TCH	25.0	113.1	18	0.6	161
S190910d	01:26:19	NSBH (98%)	632 ± 186	2482	GRANDMA	1.0	67.6	17-18	37	540
					TCA	1.0	67.6	18	4	103
					TCH	3.5	52.6	18	11	158
					TRE	18.3	44.2	17	32	360
S190901ap	23:31:01	BNS (86%)	241 ± 79	14753	GRANDMA	0.4	58.6	17-18	9.1	354
					TCA	1.25	57.4	18	2.5	100
					TCH	4.5	46.6	18	3.0	112
					TRE	0.4	48.6	17	7.2	279
S190814bv	21:10:39	NSBH (99%)	267 ± 52	23	GRANDMA	0.5	22.5	17-23	90.2	161
					TCA	0.65	13.5	18	21.9	32
					TRE	0.5	22.2	17	89.0	139
					LesMakes	1.3	3.6	18.5	6.1	2
					CFHT	232.0	0.5	23.0	< 1	1
S190718y <sup>a</sup>	14:35:12	BNS (2%)	227 ± 165	7246	GRANDMA	3.9	54.6	17-19	48.8	120
					TRE	7.4	51.1	17	48.8	120
					Shao/T60	4.6	1.3	16.5	< 1	< 1
					UBAI/T60	3.9	1.5	18.0	< 1	< 1
					Lisnyky/AZT-8	5.7	2.8	19.2	< 1	< 1
S190510g	02:59:39	BNS (42%)	227 ± 92	1166	GRANDMA	2.1	69.3	18	45.0	51
					TCA	16.7	54.7	18	0.3	24
					TCH	2.1	68.3	18	44.7	31
S190426c	15:21:55	BNS (24%)	377 ± 100	1131	GRANDMA	6.3	60.5	17-20	28.6	152
					TCA	7.4	52.9	18	9.7	23
					TCH	15.4	51.4	18	4.3	25
					TRE	7.4	50.9	17	14.0	105
					OAJ	6.3	4.9	19.6	11.4	44
S190425z	08:18:05	BNS (99%)	156 ± 41	7461	GRANDMA	6.7	63.4	17-23	2.8	135
					TCA	38.1	29.1	18.0	0.9	18.0
					TCH	22.4	47.7	18.0	1.0	25
					TRE	6.7	33.6	17.0	2.4	124
					Zadko	6.7	28.0	16.0	< 1	< 1
					Abastumani/T70	14.2	2.5	16.5	< 1	< 1
					Lisnyky/AZT-8	14.8	2.2	19.2	< 1	< 1
					Les Makes/T60	7.0	8.5	19.2	< 1	< 1
					GMG/2.4	9.3	3.0	19.0	< 1	< 1
					CAHA/2.2	81.6	1.7	23.0	< 1	< 1

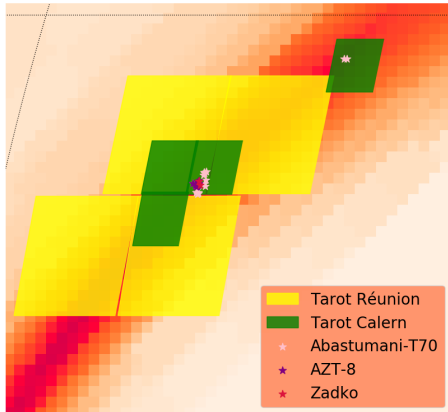
network favoured multi-epoch tiling observations in order to catch the rise of the potential kilonova emission. The localisation was more than a factor of 100 larger than that of GW170817, which was used as our study case (Abbott et al. 2017a). Thus, the mapping of the skymap was far from optimal, with temporal redundancy not only in the same telescope but also in the full network. Also, the strategy em-

ployed for galaxies allowed overlap of fields. In this sense, S190425z helped to vet the full infrastructure and demonstrated our capacity to observe GW alerts with a high temporal cadence, albeit optimised for a smaller localisation.

There are a variety of lessons learned from this first binary neutron-star candidate. First of all, coordination of multi-colour observations: the earliest observations of AT



**Figure 3.** GRANDMA follow-up of the GW candidate event S190425z, a binary neutron-star merger candidate. Blue tiled areas represent observational tiles obtained by the TAROT network. In red, the LALInference sky localisation area of S190425z is shown. Stars represent galaxy-targeted fields obtained by multiple observatories (see legend). Plus signs represent direct observations of candidate counterparts (not discovered by GRANDMA).



**Figure 4.** Zoom into Fig. 3 to show details of the observation tiles and the galaxy-targeted follow-up. While the fields for each of the TAROT telescopes do not (or barely) overlap, a more efficient system of assigning tiles to prevent overlap across multiple telescopes (Coughlin et al. 2019c) had not been implemented here yet.

2017gfo associated with GW170817 revealed that it was a very blue source (e.g. Evans et al. 2017), in contrast to the typical red colours of SNe, especially ones beyond peak. Secondly, we desire to better use the small FoV instruments by preventing overlapping tiles by slightly shifting the fields imaged, in addition to incorporating automatic interruption for observing counterpart candidates. Finally, the time needed to process the images was underestimated, and the difference of pipelines between each group led to some uncertainties on the coherence of the data analysis. This motivates a universal data reduction.

#### 4.2.3 External counterpart candidates found by ZTF and Swift UVOT

We also observed some of the candidate counterparts reported by other groups. We observed the candidates ZTF19aarykbb and ZTF19aarzaod reported by the Zwicky Transient Facility (Kasliwal et al. 2019b) with LJT. Multiple images were obtained in the  $g'$  and  $r'$  bands (Li et al. 2019), at two epochs for ZTF19aarykbb, as well as a single  $r'$  epoch of ZTF19aarzaod. Images from the PanSTARRS survey were used for template subtraction, and stars from this catalogue for calibration. Both sources are clearly detected, and the derived magnitudes are comparable to those derived by other teams (Tan et al. 2019; Hiramatsu et al. 2019; Bhalerao et al. 2019; Burke et al. 2019; Kilpatrick et al. 2019; Castro-Tirado et al. 2019; Sun et al. 2019). However, both events were ruled out as a possible counterpart, as they were spectroscopically identified as type II SNe (Pavana et al. 2019; Perley et al. 2019; Buckley et al. 2019; Izzo et al. 2019; Wiersema et al. 2019; Nicholl et al. 2019a; Castro-Tirado et al. 2019; Dichiara et al. 2019; Chang et al. 2019).

More or less at the same time, *Swift* UVOT detected a bright, blue, fast-evolving optical transient (Breeveld et al. 2019). We triggered the 2.2m CAHA telescope to obtain photometric and spectroscopic follow-up observations. However, before the observations had commenced, another group reported that the source had since strongly faded (Kong et al. 2019). For this reason, we cancelled the spectroscopic observations, requesting only photometric data, and detected the source in  $R_{CI}$  but not in  $UBV$  (Kann et al. 2019a). It has been interpreted since as the UV-bright flare of a late dwarf star (Lipunov et al. 2019b; Bloom et al. 2019) and is therefore not related to S190425z.

### 4.3 Constraining kilonova properties

Following the presentation of the targeted follow-up observations by the GRANDMA network, we want to seek answers to the questions: can we derive constraints on the observed GW transients from our GRANDMA observations, and which kind of EM transients would have been missed by our observations? For this purpose, we consider as an example the Lisnyky/AZT-8's observation of the galaxy HyperLEDA 1109773, which was part of the S190425z follow-up campaign. HyperLEDA 1109773 is about 136.9 Mpc away and Lisnyky/AZT-8 reached a limiting magnitude of 19.2 mag in the  $R_C$  and  $B$  bands. From the missing transient observation, we know that only compact binary mergers in HyperLEDA 1109773 would be in agreement with our observations, for which the maximum  $R_C$ -band magnitude would be below 19.2 mag. For a quantitative interpretation of this statement, we follow Coughlin M., Dietrich T. et al. (in prep.), i.e. we use the kilonova model of (Kasen et al. 2017) in combination with a Gaussian process regression based interpolation (Doctor et al. 2017) to create a surrogate model for arbitrary lightcurve and ejecta properties, see e.g. (Coughlin et al. 2019b; Coughlin et al. 2018b) for details. Our analysis shows that only extremely high ejecta masses,  $\sim 0.5M_\odot$  or larger, are slightly disfavoured by our observations, for comparison the ejecta mass of GW170817 is estimated to be  $\sim 0.05M_\odot$ . Thus, from our observations alone, kilonovae associated with smaller ejecta masses might have been missed. Such considerations provide a natural limit for target identification for GW alerts with large distances. However, if aperture times are increased then the GRANDMA network can be successfully employed for target characterisation of already observed transients. This is of particular importance for the astronomical community, since typically a large number of potential transients are obtained from large sky surveys and, as discussed, the GRANDMA network provides a perfect tool to follow these up.

## 5 DISCUSSION: TOWARDS NETWORK OPTIMISATION

There has been a significant effort to optimise single-telescope observations (for example Gehrels et al. 2016; Coughlin et al. 2018a; Rana et al. 2017; Ghosh et al. 2016) for large target-of-opportunity sky areas in the context of time-domain astronomy. There are a variety of considerations when it comes to how to use a single system. For example, the difference in techniques between synoptic or galaxy-targeted based searches is not always clear. While some telescopes have FoVs such that one or the other is clearly preferred, for systems with FoV  $\approx 0.1$  square degrees, the answer is less obvious. One may also consider the difference in sensitivities (and potentially filters) between systems, as well as the ability to react promptly to an alert and the time allocated to observe targets of opportunity. The use of a small-aperture system in the optical is likely to be significantly different than that of a large-aperture system in the near infrared, even if both rely on galaxy-targeting to search for counterparts.

A network level optimisation is much more complicated. For example, the differences in sensitivity and FoV potentially lead to significantly different search strategies within

the same network. Moreover, there are often differences between the observatories on the policy regarding how to respond to different types of alerts, for example, binary neutron stars or binary black holes. A network that has both synoptic and galaxy-targeted systems may make choices as to whether covering overlapping parts of the sky is appropriate. The unequal distribution of the telescopes on the Earth should also be taken into account, with some regions having a higher concentration of telescopes and some regions only being covered by a single telescope. A centralised scheduler supervising all the telescopes will ideally be the best option, which can respond in real time to the availability of telescopes for the observations, accounting for GW sky localisation regions and their updates with candidates. In reality, it is difficult to create such a scheduler due to a variety of reasons, including the political aspects of various programmes, target-of-opportunity approvals required every semester, detection-pipeline reactions to transients and the diversity of independent schedulers.

The ideal answer to this likely depends on whether the systems have similar sensitivities to transients, as well as if it is possible to schedule coordinated observations between the systems. This includes accounting for the use of different filters or creating significant temporal separation between observations. These multi-epoch observations of the same transients can then be useful to provide a measurement of luminosity evolution or colour information on a given source. Beyond simply searching for new objects, there are also considerations of how they can be usefully followed-up. Synoptic systems such as ZTF and MASTER as well as the space satellite *Swift* have been reporting dozens of new transients, e.g. for S190425z (Coughlin et al. 2019a; Breeveld et al. 2019; Kasliwal et al. 2019b; Lipunov et al. 2019a), and in general, each object requires either photometric or spectroscopic follow-up to classify it.

In addition to the dedicated follow-up systems, perhaps large-aperture systems dedicated to deep photometry and spectroscopic classification (or both), many of the smaller aperture systems, which begin the search for new candidates, may be more useful following up objects found either within or outside of the network.

## 6 CONCLUSION

The GRANDMA consortium presented in this paper, which is a global network of 21 telescopes with both photometric and spectroscopic facilities, located in 15 different observatories, aims to face the challenges of time-domain astronomy; in particular, it is set up for the case of large uncertainties in the localisation of the transient phenomena as presented in Coughlin et al. (2019c). The network morphology has 24-hour coverage and large availability of the telescopes, which helps to rapidly scan the GW sky localisation area to  $\sim 18$ th magnitude. The tools have been set up for monitoring the full network include the joint agreement between the teams, the web interface, the uniform distribution of the observation plan, and the 24 hr follow-up advocates on duty to revise observation plans in case of interesting candidates and updated sky localisation areas.

Since the beginning of the third observational campaign organised by aLIGO/Virgo, O3, the GRANDMA pro-

gramme has demonstrated its capacity to perform follow-up by observing 27/33 GW events. This includes scheduling the observations for rapidly scanning the GW localisation area with the help of the amateur astronomer community (as for S190901ap), low-latency detection pipelines for detecting transients, and vetting and characterising potential counterpart candidates.

One area of improvement going forward is to understand optimal coordination of a network of this size. Coughlin et al. (2019c) present basic strategies for telescope networks, including ways to tile localisations with telescopes of different FoV and depth. Still to be understood is, for example, how an individual telescope might prioritise observations within its assigned fields, especially those overlapping with other systems. In addition, it will be important to understand how to incorporate the fact that certain systems may not be available for a particular follow-up campaign, such as due to limited target-of-opportunity time, engineering or other downtime, or similar. There is ongoing development to create updated dynamical observation plans. In addition to joint observations, GRANDMA is also focusing on the development of generic data analysis (to be deployed by January 2020) and on the central multi-messenger platform ICARE to improve the full process as well as integrating new telescopes into its programme.

## ACKNOWLEDGEMENTS

Parts of this research were conducted by the Australian Research Council Centre of Excellence for Gravitational Wave Discovery (OzGrav), through project number CE170100004. EJH acknowledges support from a Australian Research Council DECRA Fellowship (DE170100891). AdUP and CCT acknowledge support from Ramón y Cajal fellowships RyC-2012-09975 and RyC-2012-09984 and the Spanish Ministry of Economy and Competitiveness through project AYA2017-89384-P. DAK acknowledges support from the Spanish research project AYA2017-89384-P. MB acknowledges funding as “personal tecnico de apoyo” under fellowship number PTA2016-13192-I. MC is supported by the David and Ellen Lee Postdoctoral Fellowship at the California Institute of Technology. SA is supported by the CNES Postdoctoral Fellowship at Laboratoire AstroParticule et Cosmologie. SA, AC, CL and RM acknowledge the financial support of the UnivEarthS Labex program at Sorbonne Paris Cité (ANR-10-LABX-0023 and ANR-11-IDEX-0005-02). SA and NL acknowledge the financial support of the Programme National Hautes Energies (PNHE). DT acknowledges the financial support of the Chinese Academy of Sciences (CAS) PIFI post-doctoral fellowship program (program C). UBAI acknowledges support from the Ministry of Innovative Development through projects FA-Atech-2018-392 and VA-FA-F-2-010. IRiS has been carried out thanks to the support of the OCEVU Labex (ANR-11-LABX-0060) and the A\*MIDEX project (ANR-11-IDEX-0001-02) funded by the “Investissements d’Avenir” French government program. IRiS and T120 thank all the Observatoire de Haute-Provence staff for the permanent support. SB, NK, RN and MV acknowledge Shota Rustaveli National Science Foundation (SRNSF grant No 218070). TAROT has been built with the support of the Institut National des Sciences de

l’Univers, CNRS, France. TAROT is funded by the CNES and thanks the help of the technical staff of the Observatoire de Haute Provence, OSU-Pythéas.

## REFERENCES

- Aasi J., et al., 2015, *Class. Quant. Grav.*, 32, 074001  
 Abbott B. P., et al., 2017a, *Phys. Rev. Lett.*, 119, 161101  
 Abbott B. P., et al., 2017b, *Nature*, 551, 85  
 Abbott B. P., et al., 2017c, *ApJ*, 848, L12  
 Abbott B. P., et al., 2017d, *ApJ*, 848, L13  
 Acernese F., et al., 2015, *Class. Quant. Grav.*, 32, 024001  
 Alvarez-Muniz J., Pedreira F., Zas E., Kampert K. H., Schimp M., 2019, GRB Coordinates Network, 24240, 1  
 Andreoni I., Ackley K., Cooke J., et al., 2017, *PASA*, 34, e069  
 Antier S., Barynova K., Fryzlewicz P., Lachaud C., 2019a, in preparation  
 Antier S., Barynova K., Fryzlewicz P., Lachaud C., Marchal-Duval G., 2019b, arXiv e-prints, p. arXiv:1909.10002  
 Antier S., et al., 2019c, GRB Coordinates Network, 25593  
 Antier S., et al., 2019d, GRB Coordinates Network, 25594  
 Arcavi I., 2018, *ApJ*, 855, L23  
 Axelsson M., Bissaldi E., Kocevski D., Longo F., Omodei N., 2019, GRB Coordinates Network, 24266, 1  
 Baker T., Bellini E., Ferreira P. G., Lagos M., Noller J., Sawicki I., 2017, *Phys. Rev. Lett.*, 119, 251301  
 Barynova K., et al., 2019a, GRB Coordinates Network, 25666  
 Barynova K., et al., 2019b, GRB Coordinates Network, 25780  
 Bauswein A., Baumgarte T. W., Janka H.-T., 2013, *Phys. Rev. Lett.*, 111, 131101  
 Bertin E., Arnouts S., 1996, *A&AS*, 117, 393  
 Bessell M. S., 1990, *PASP*, 102, 1181  
 Bhalerao V., Kumar H., Karambelkar V., Waratkar G., Sharma Y., Anupama G. C., 2019, GRB Coordinates Network, 24201, 1  
 Bhattacharya M., Kumar P., Smoot G., 2019, *MNRAS*, 486, 5289  
 Blackburn L., Briggs M. S., Camp J., Christensen N., Connaughton V., Jenke P., Remillard R. A., Veitch J., 2015, *The Astrophysical Journal Supplement Series*, 217, 8  
 Blazek M., et al., 2019a, GRB Coordinates Network, 24162  
 Blazek M., et al., 2019b, GRB Coordinates Network, 24227, 1  
 Blazek M., et al., 2019c, GRB Coordinates Network, 24327  
 Bloom J. S., Zucker C., Schlafly E., Finkbeiner D., Martinez-Palomera J., Goldstein D. A., Andreoni I., 2019, GRB Coordinates Network, 24337, 1  
 Boer M., et al., 2019, GRB Coordinates Network, 24126  
 Bourez-Laas M., Vachier F., Klotz A., Damerdjy Y., Boër M., 2008, in *Astronomical Telescopes + Instrumentation*.  
 Breeveld A., et al., 2019, GRB Coordinates Network, 24296, 1  
 Buckley D. A. H., Jha S. W., Cooke J., Mogotsi M., 2019, GRB Coordinates Network, 24205, 1  
 Burke J., Hiramatsu D., Arcavi I., Howell D. A., McCully C., Pellegrino C., 2019, GRB Coordinates Network, 24206, 1  
 Burns E., et al., 2019, *ApJ*, 871, 90  
 Capano C. D., et al., 2019  
 Carini R., et al., 2019, GRB Coordinates Network, 24252, 1  
 Casentini C., et al., 2019, GRB Coordinates Network, 24180, 1  
 Castro-Tirado A. J., et al., 2019, GRB Coordinates Network, 24214, 1  
 Chang S. W., et al., 2019, GRB Coordinates Network, 24260, 1  
 Chelovekov I., Pozanenko A., Minaev P., Grebenev S., 2019, GRB Coordinates Network, 24181, 1  
 Cook D. O., et al., 2019, GRB Coordinates Network, 24232, 1  
 Corre D., et al., 2019, GRB Coordinates Network, 25599, 1  
 Coughlin M. W., et al., 2018a, *Monthly Notices of the Royal Astronomical Society*, 478, 692

- Coughlin M. W., et al., 2018b, *Monthly Notices of the Royal Astronomical Society*, 480, 3871
- Coughlin M. W., et al., 2019a, arXiv e-prints, p. arXiv:1907.12645
- Coughlin M. W., Dietrich T., Margalit B., Metzger B. D., 2019b, *Monthly Notices of the Royal Astronomical Society: Letters*, 489, L91
- Coughlin M. W., et al., 2019c, *MNRAS*, 489, 5775
- Coward D. M., et al., 2010, *Publ. Astron. Soc. Australia*, 27, 331
- Coward D. M., et al., 2017, *Publ. Astron. Soc. Australia*, 34, e005
- Creminelli P., Vernizzi F., 2017, *Phys. Rev. Lett.*, 119, 251302
- Crisp H., et al., 2019a, GRB Coordinates Network, 24549
- Crisp H., et al., 2019b, GRB Coordinates Network, 25749
- Dalya G., Raffai P., 2019, GRB Coordinates Network, 24171, 1
- Dálya G., et al., 2018, *Monthly Notices of the Royal Astronomical Society*, 479, 2374
- Dichiara S., Gatkine P., Durbak J., Troja E., Cenko S. B., Kutyrev A., Veilleux S., 2019, GRB Coordinates Network, 24220, 1
- Dimitriadis G., et al., 2019, GRB Coordinates Network, 24358, 1
- Doctor Z., Farr B., Holz D. E., Páijrrer M., 2017, *Phys. Rev.*, D96, 123011
- Ducoin J.-G., et al., 2019, GRB Coordinates Network, 25688
- Ehgamberdiev S. A., Bajjumanov A. K., Ilyasov S. P., Sarazin M., Tillayev Y. A., Tokovinin A. A., Ziad A., 2000, *A&AS*, 145, 293
- Eichler D., Livio M., Piran T., Schramm D. N., 1989, *Nature*, 340, 126
- Evans P. A., et al., 2017, *Science*, 358, 1565
- Ezquiaga J. M., Zumalacarreui M., 2017, *Phys. Rev. Lett.*, 119, 251304
- Fong W., et al., 2019, *ApJ*, 883, L1
- Fryzlewicz P., 2014, *Ann. Statist.*, 42, 2243
- Gehrels N., Cannizzo J. K., Kanner J., Kasliwal M. M., Nissanke S., Singer L. P., 2016, *ApJ*, 820, 136
- Genre B., et al., 2019, GRB Coordinates Network, 24763, 1
- Ghirlanda G., et al., 2019, *Science*, 363, 968
- Ghosh S., Bloemen S., Nelemans G., Groot P. J., Price L. R., 2016, *A&A*, 592, A82
- Goldstein A., et al., 2017, *The Astrophysical Journal*, 848, L14
- Hallinan G., et al., 2017, *Science*, 358, 1579
- Hiramatsu D., Arcavi I., Burke J., Howell D. A., McCully C., Pellegrino C., 2019, GRB Coordinates Network, 24194, 1
- Hotokezaka K., Nakar E., Gottlieb O., Nissanke S., Masuda K., Hallinan G., Mooley K. P., Deller A., 2018
- Howell E. J., Ackley K., Rowlinson A., Coward D., 2019a, *MNRAS*, 485, 1435
- Howell E., et al., 2019b, GRB Coordinates Network, 24256, 1
- Huang F., Li J.-Z., Wang X.-F., Shang R.-C., Zhang T.-M., Hu J.-Y., Qiu Y.-L., Jiang X.-J., 2012, *Research in Astronomy and Astrophysics*, 12, 1585
- Icecube Collaboration 2019, GRB Coordinates Network, 24176, 1
- Izzo L., et al., 2019, GRB Coordinates Network, 24208, 1
- Jencson J., de K., Anand S., Kasliwal M. M., Andreoni I., Ahumada T., Perley D. A., 2019, GRB Coordinates Network, 24233, 1
- Just O., Bauswein A., Pulpillo R. A., Goriely S., Janka H.-T., 2015, *Monthly Notices of the Royal Astronomical Society*, 448, 541
- Kann D. A., et al., 2019a, GRB Coordinates Network, 24459, 1
- Kann D. A., et al., 2019b, GRB Coordinates Network, 25781, 1
- Kasen D., Metzger B., Barnes J., Quataert E., Ramirez-Ruiz E., 2017, *Nature*, 551, 80 EP
- Kasliwal M. M., et al., 2017, *Science*, 358, 1559
- Kasliwal M. M., et al., 2019a, *Monthly Notices of the Royal Astronomical Society: Letters*
- Kasliwal M. M., et al., 2019b, GRB Coordinates Network, 24191, 1
- Kilpatrick C. D., et al., 2019, GRB Coordinates Network, 24212, 1
- Klotz A., Thierry P., 2019, *Experimental Astronomy*, p. 41
- Klotz A., Boër M., Eysseric J., Damerdjy Y., Laas-Bourez M., Pollas C., Vachier F., 2008, *PASP*, 120, 1298
- Klotz A., et al., 2019, GRB Coordinates Network, 25338, 1
- Kong A., Tan H. J., Yu P. C., Ngeow C. C., Ip W. H., 2019, GRB Coordinates Network, 24301, 1
- Kostrzewa-Rutkowska Z., et al., 2019a, GRB Coordinates Network, 24345, 1
- Kostrzewa-Rutkowska Z., et al., 2019b, GRB Coordinates Network, 24354, 1
- Kostrzewa-Rutkowska Z., et al., 2019c, GRB Coordinates Network, 24366, 1
- LIGO Scientific Collaboration and Virgo Collaboration 2019, GRB Coordinates Network, 24168, 1
- Lang D., Hogg D. W., Mierle K., Blanton M., Roweis S., 2010, *AJ*, 139, 1782
- Leroy N., et al., 2019, GRB Coordinates Network, 24631
- Li W. X., et al., 2019, GRB Coordinates Network, 24267, 1
- Lipunov V., et al., 2019a, GRB Coordinates Network, 24167, 1
- Lipunov V., et al., 2019b, GRB Coordinates Network, 24326, 1
- Lyman J. D., et al., 2018, *Nature Astronomy*, 2, 751
- Margutti R., et al., 2018, *The Astrophysical Journal*, 856, L18
- Martin-Carillo A., Savchenko V., Ferrigno C., Rodi J., Coleiro A., Mereghetti S., 2019, GRB Coordinates Network, 24169, 1
- McBrien O., et al., 2019, GRB Coordinates Network, 24197, 1
- McCully C., et al., 2019, GRB Coordinates Network, 24295, 1
- Metzger B. D., 2017, *Living Rev. Rel.*, 20, 3
- Metzger B. D., 2019
- Metzger B. D., Bauswein A., Goriely S., Kasen D., 2015, *Mon. Not. Roy. Astron. Soc.*, 446, 1115
- Minaev P., Pozanenko A., Grebenev S., Chelovekov I., 2019, GRB Coordinates Network, 24170, 1
- Mooley K. P., et al., 2018, *Nature*, 561, 355
- Morokuma T., et al., 2019, GRB Coordinates Network, 24230, 1
- Nicholl M., et al., 2019a, GRB Coordinates Network, 24211, 1
- Nicholl M., et al., 2019b, GRB Coordinates Network, 24217, 1
- Nicholl M., et al., 2019c, GRB Coordinates Network, 24321, 1
- Nissanke S., Kasliwal M., Georgieva A., 2013, *ApJ*, 767, 124
- Noysena K., Klotz A., Boer M., Laugier R., Komonjinda S., Turpin D., 2019, arXiv e-prints, p. arXiv:1910.02770
- Pannarale F., Ohme F., 2014, *The Astrophysical Journal*, 791, L7
- Pavana M., Anupama G. C., Kiran B. S., Bhalerao V., 2019, GRB Coordinates Network, 24200, 1
- Perley D. A., Copperwheat C. M., Taggart K. L., 2019, GRB Coordinates Network, 24204, 1
- Piano G., et al., 2019, GRB Coordinates Network, 24186, 1
- Radice D., Dai L., 2019, *Eur. Phys. J.*, A55, 50
- Radice D., Perego A., Zappa F., Bernuzzi S., 2018, *The Astrophysical Journal Letters*, 852, L29
- Rana J., Singhal A., Gadre B., Bhalerao V., Bose S., 2017, *ApJ*, 838, 108
- Resmi L., et al., 2018, *ApJ*, 867, 57
- Ruan J. J., Nynka M., Haggard D., Kalogera V., Evans P., 2018, *The Astrophysical Journal*, 853, L4
- Sakamoto T., et al., 2019, GRB Coordinates Network, 24184, 1
- Savchenko V., et al., 2017, *The Astrophysical Journal*, 848, L15
- Savchenko V., Ferrigno C., Martin-Carillo A., Rodi J., Coleiro A., Mereghetti S., 2019, GRB Coordinates Network, 24178, 1
- Short P., et al., 2019, GRB Coordinates Network, 24215, 1
- Singer L. P., et al., 2016, *Astrophys. J.*, 829, L15
- Smith K. W., et al., 2019a, GRB Coordinates Network, 24210, 1
- Smith K. W., et al., 2019b, GRB Coordinates Network, 24262, 1
- Stachie C., et al., 2019, GRB Coordinates Network, 24431
- Sugizaki M., et al., 2019, GRB Coordinates Network, 24177, 1
- Sun T., et al., 2019, GRB Coordinates Network, 24234, 1
- Svinkin D., et al., 2019, GRB Coordinates Network, 24417, 1



- Tan H. J., Yu P. C., Ngeow C. C., Ip W. H., 2019, GRB Coordinates Network, [24193](#), [1](#)
- The LIGO Scientific Collaboration the Virgo Collaboration 2019, arXiv e-prints, p. [arXiv:1901.03310](#)
- Tody D., 1986, in Crawford D. L., ed., Society of Photo-Optical Instrumentation Engineers (SPIE) Conference Series Vol. 627, Proc. SPIE. p. 733, [doi:10.1117/12.968154](#)
- Troja E., et al., 2017, *Nature*, [551](#), [71](#)
- Troja E., et al., 2018a, *MNRAS*, [478](#), [L18](#)
- Troja E., et al., 2018b, *MNRAS*, [submitted \(arXiv:1808.06617\)](#)
- Turpin D., et al., 2019a, arXiv e-prints, p. [arXiv:1902.08476](#)
- Turpin D., et al., 2019b, GRB Coordinates Network, [25847](#), [1](#)
- Wei J., et al., 2016, arXiv e-prints, p. [arXiv:1610.06892](#)
- Wiersema K., Levan A. J., Fraser M., Steeghs D. T. H., Jonker P., Malesani D. B., Tanvir N. R., 2019, GRB Coordinates Network, [24209](#), [1](#)
- Xiao S., et al., 2019, GRB Coordinates Network, [24213](#), [1](#)

<sup>16</sup>IRAP, Université de Toulouse, CNRS, UPS, 14 Avenue Edouard Belin, F-31400 Toulouse, France

<sup>17</sup>Université Paul Sabatier Toulouse III, Université de Toulouse, 118 route de Narbonne, 31400 Toulouse, France

<sup>18</sup> WuZhou University, WuZhou, GuangXi, 543000, China

<sup>19</sup>AIM, CEA, CNRS, Université Paris-Saclay, Université Paris Diderot, Sorbonne Paris Cité, F-91191 Gif-sur-Yvette, France

<sup>20</sup>LAL, Univ Paris-Sud, CNRS/IN2P3, Orsay, France

<sup>21</sup>California Institute of Technology, 1200 East California Blvd, MC 249-17, Pasadena, CA 91125, USA

<sup>22</sup>National Astronomical Observatories/Chinese Academy of Science 20A Datun Road, Beijing, 100012, China

<sup>23</sup>Physics Department and Astronomy Department, Tsinghua University, Beijing, 100084, China

<sup>24</sup>Astronomy and Space Physics Department Taras Shevchenko National University of Kyiv, 60 Volodymyrska str., Kyiv, 01601, Ukraine

## APPENDIX A: SKY COVERAGE LINKS

## APPENDIX B: FULL OBSERVATION LOGS FOR S190425Z

## APPENDIX C: AFFILIATIONS

<sup>1</sup>APC, Univ. Paris Diderot, CNRS/IN2P3, CEA/Irfu, Obs de Paris, Sorbonne Paris Cité, France

<sup>2</sup>N.Tusi Shamakhy astrophysical Observatory Azerbaijan National Academy of Sciences, settl.Mamedaliyev, AZ 5626, Shamakhy, Azerbaijan

<sup>3</sup>Iliia State University E.Kharadze Abastumani Astrophysical Observatory Mt.Kanobili,Abastumani, 0301, Adigeni, Georgia

<sup>4</sup>Samtskhe-Javakheti State University, Rustaveli Str. 113, Akhaltsikhe, 0080, Georgia

<sup>5</sup>UPMC-CNRS, UMR7095, Institut d'Astrophysique de Paris, 75014 Paris, France

<sup>6</sup>Astronomical Observatory Taras Shevshenko National University of Kyiv, Observatorna str. 3, Kyiv, 04053, Ukraine

<sup>7</sup>Nuclear Physics Department Taras Shevchenko National University of Kyiv, 60 Volodymyrska str., Kyiv, 01601, Ukraine

<sup>8</sup>Yunnan Astronomical Observatories/Chinese Academy of Science, Kunming, 650011, China

<sup>9</sup>Laboratoire d'Astrophysique de Marseille, UMR 7326, CNRS, Université d'Aix Marseille, 38, rue Frédéric Joliot-Curie, Marseille, France

<sup>10</sup>AGORA observatoire des Makes, AGORA, 18 Rue Georges Bizet, Observatoire des Makes, 97421 La Rivière, France

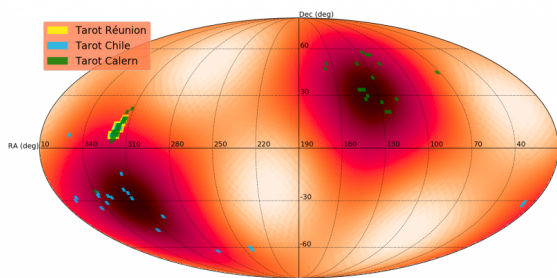
<sup>11</sup>Instituto de Astrofísica de Andalucía (IAA-CSIC), Glorieta de la Astronomía s/n, 18008 Granada, Spain

<sup>12</sup>ARTEMIS UMR 7250 UCA CNRS OCA, boulevard de l'Observatoire, CS 34229, 06304 Nice CEDEX 04, France

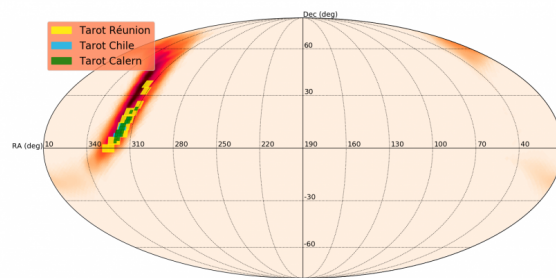
<sup>13</sup>Ulugh Beg Astronomical Institute, Uzbekistan Academy of Sciences, Astronomy str. 33, Tashkent 100052, Uzbekistan

<sup>14</sup>Nikhef, Science Park, 1098 XG Amsterdam, The Netherlands

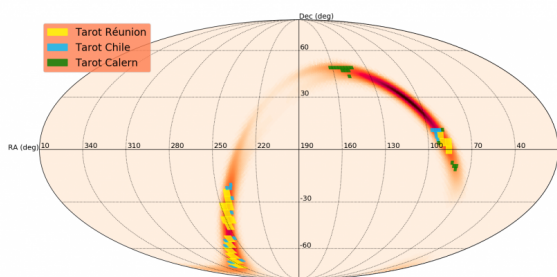
<sup>15</sup>OzGrav-UWA, University of Western Australia, School of Physics, M013, 35 Stirling Highway, Crawley, WA 6009, Australia



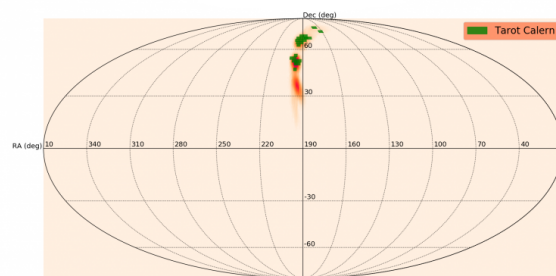
(a) S190930t



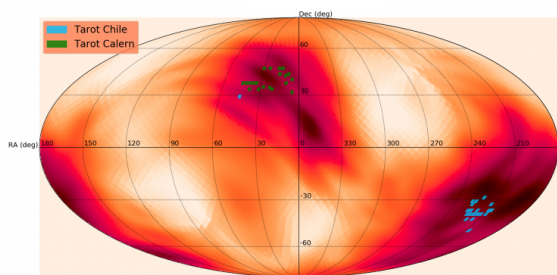
(b) S190930s



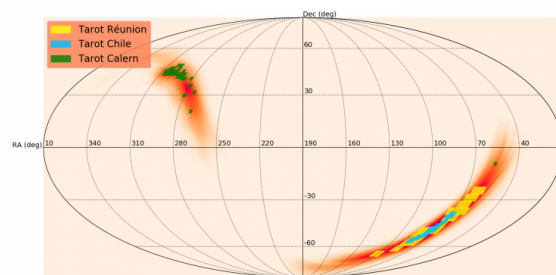
(c) S190923y



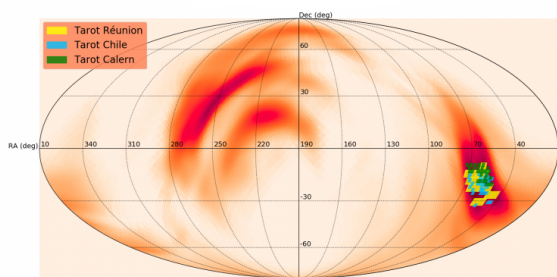
(d) S190915ak



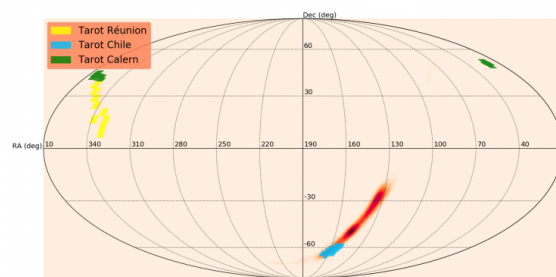
(e) S190910h



(f) S190910d

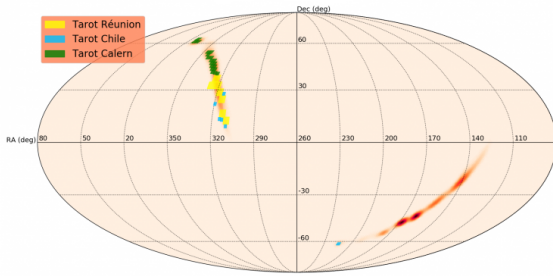


(g) S190901ap

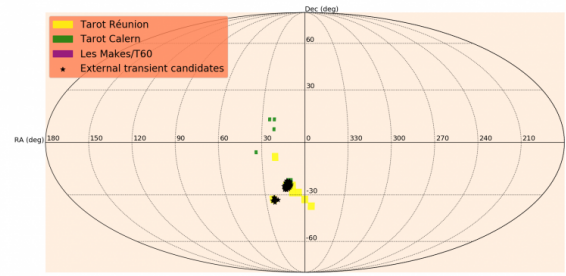


(h) S190828l

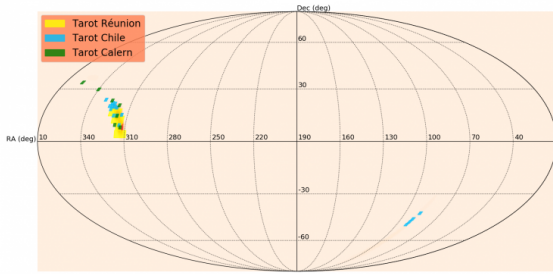
**Figure A1.** Sky coverage observations of the GRANDMA consortium during the first six months.



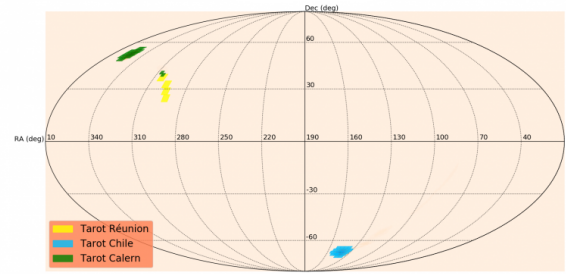
(a) S190828j



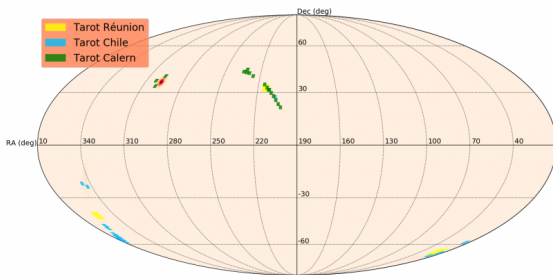
(b) S190814bv



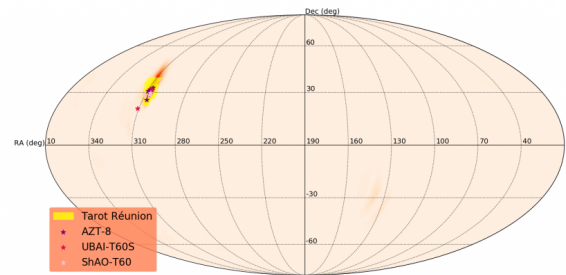
(c) S190728q



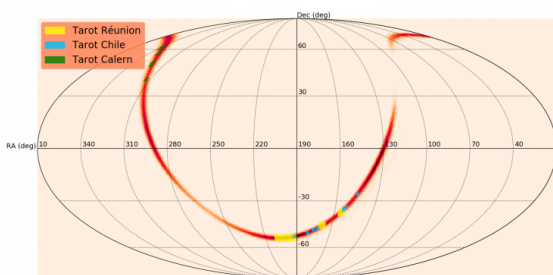
(d) S190727h



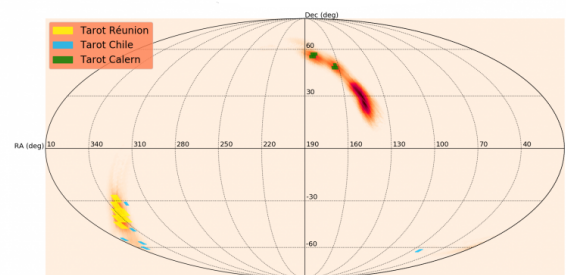
(e) S190720a



(f) S190718y

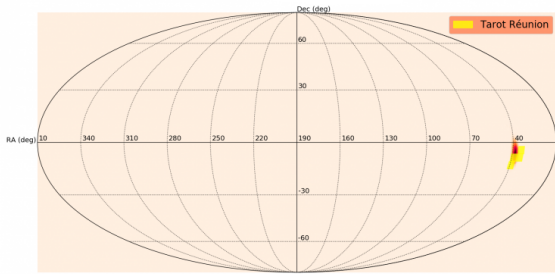


(g) S190707q

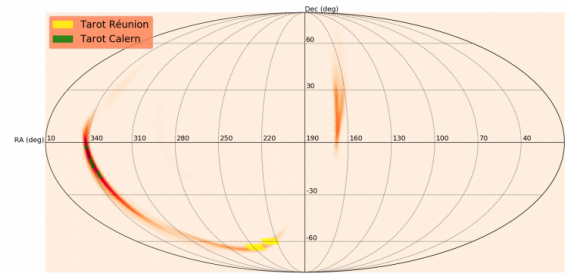


(h) S190706ai

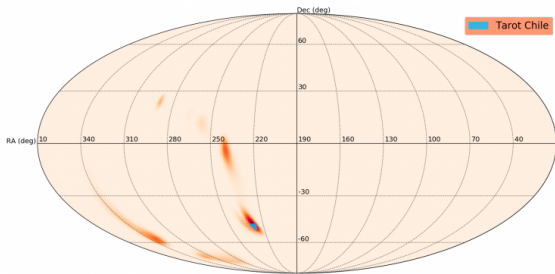
**Figure A1** – *continued* Sky coverage observations of the GRANDMA consortium during the first six months.



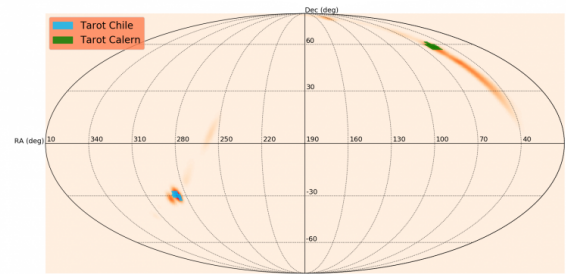
(a) S190701ah



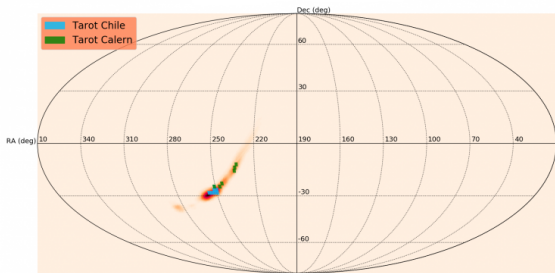
(b) S190630ag



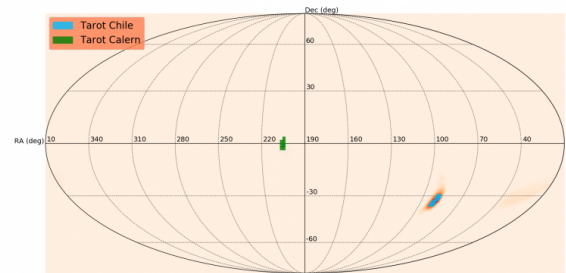
(c) S190517h



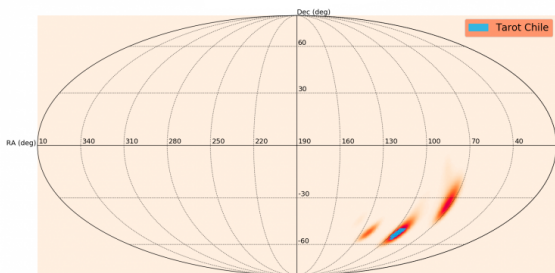
(d) S190513bm



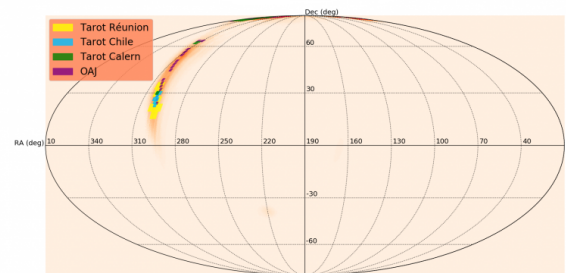
(e) S190512at



(f) S190510g



(g) S190503bf

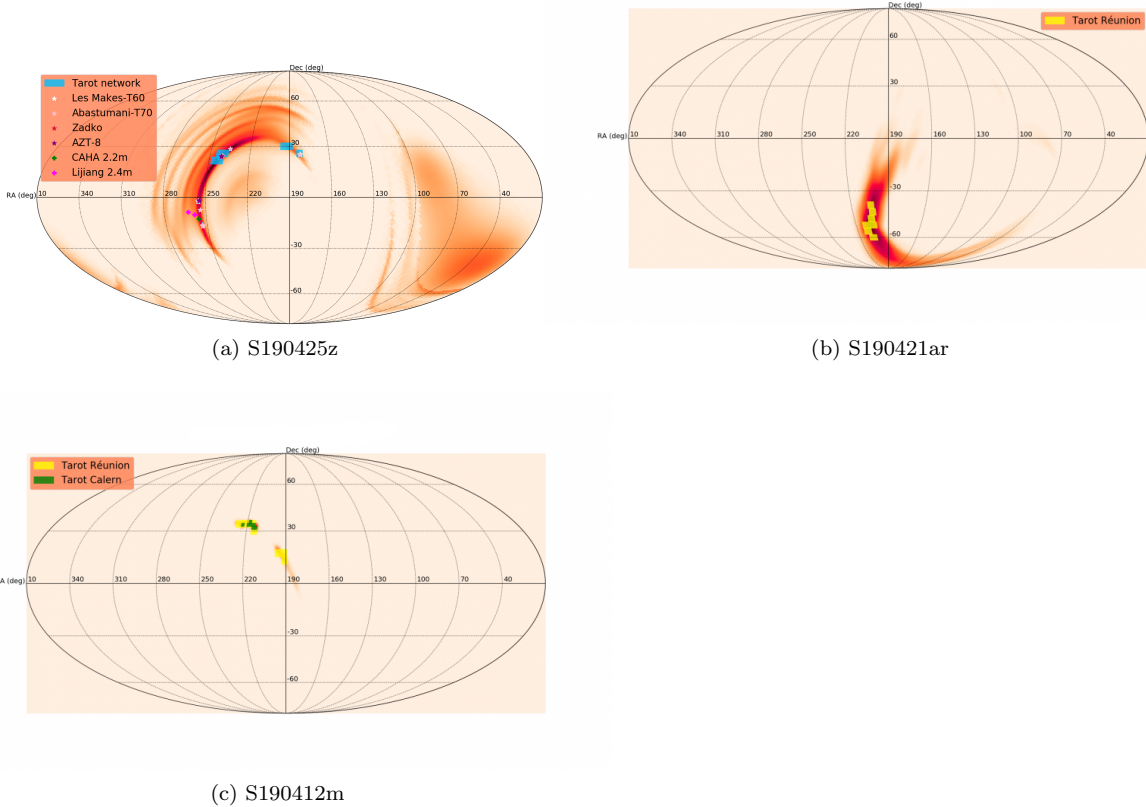


(h) S190426c

**Figure A1** – *continued* Sky coverage observations of the GRANDMA consortium during the first six months.

**Table A1.** Sky coverage observations of the GRANDMA consortium during the first six months.

GW trigger	GRANDMA sky localization coverage Link	GCN report
S190930t	<a href="https://grandma-owncloud.lal.in2p3.fr/index.php/s/qEuqLP4MFC9aAst">https://grandma-owncloud.lal.in2p3.fr/index.php/s/qEuqLP4MFC9aAst</a>	-
S190930s	<a href="https://grandma-owncloud.lal.in2p3.fr/index.php/s/L9giV01FNOqOe7P">https://grandma-owncloud.lal.in2p3.fr/index.php/s/L9giV01FNOqOe7P</a>	-
S190923y	<a href="https://grandma-owncloud.lal.in2p3.fr/index.php/s/u1xnw9MGczJm3R8">https://grandma-owncloud.lal.in2p3.fr/index.php/s/u1xnw9MGczJm3R8</a>	Turpin et al. (2019b)
S190915ak	<a href="https://grandma-owncloud.lal.in2p3.fr/index.php/s/55vKDfmLJzbHyBn">https://grandma-owncloud.lal.in2p3.fr/index.php/s/55vKDfmLJzbHyBn</a>	Kann et al. (2019b)
S190910h	<a href="https://grandma-owncloud.lal.in2p3.fr/index.php/s/fJdB1OS0Fj3Pg3t">https://grandma-owncloud.lal.in2p3.fr/index.php/s/fJdB1OS0Fj3Pg3t</a>	Barynova et al. (2019b)
S190910d	<a href="https://grandma-owncloud.lal.in2p3.fr/index.php/s/yhviEDd1e633wJH">https://grandma-owncloud.lal.in2p3.fr/index.php/s/yhviEDd1e633wJH</a>	Crisp et al. (2019b)
S190901ap	<a href="https://grandma-owncloud.lal.in2p3.fr/index.php/s/F2xWVjaJdniTkWk">https://grandma-owncloud.lal.in2p3.fr/index.php/s/F2xWVjaJdniTkWk</a>	Barynova et al. (2019a); Ducoin et al. (2019)
S190828l	<a href="https://grandma-owncloud.lal.in2p3.fr/index.php/s/NmDYNp1AGY5BynT">https://grandma-owncloud.lal.in2p3.fr/index.php/s/NmDYNp1AGY5BynT</a>	Antier et al. (2019c)
S190828j	<a href="https://grandma-owncloud.lal.in2p3.fr/index.php/s/tG92ASJWw5C1tWV">https://grandma-owncloud.lal.in2p3.fr/index.php/s/tG92ASJWw5C1tWV</a>	Antier et al. (2019d)
S190814bv	<a href="https://grandma-owncloud.lal.in2p3.fr/index.php/s/IKRVU8DGxKtoIPK">https://grandma-owncloud.lal.in2p3.fr/index.php/s/IKRVU8DGxKtoIPK</a>	Klotz et al. (2019), Corre et al. (2019)
S190728q	<a href="https://grandma-owncloud.lal.in2p3.fr/index.php/s/g55dL4wKghD3V5k">https://grandma-owncloud.lal.in2p3.fr/index.php/s/g55dL4wKghD3V5k</a>	-
S190727h	<a href="https://grandma-owncloud.lal.in2p3.fr/index.php/s/ai1VdEgtcW48tbZ">https://grandma-owncloud.lal.in2p3.fr/index.php/s/ai1VdEgtcW48tbZ</a>	-
S190720a	<a href="https://grandma-owncloud.lal.in2p3.fr/index.php/s/VTOjRQxVDU7Ze1g">https://grandma-owncloud.lal.in2p3.fr/index.php/s/VTOjRQxVDU7Ze1g</a>	-
S190718y	<a href="https://grandma-owncloud.lal.in2p3.fr/index.php/s/MHpMFRhy4TGVahI">https://grandma-owncloud.lal.in2p3.fr/index.php/s/MHpMFRhy4TGVahI</a>	-
S190707q	<a href="https://grandma-owncloud.lal.in2p3.fr/index.php/s/FeZLc99kDMZaMbM">https://grandma-owncloud.lal.in2p3.fr/index.php/s/FeZLc99kDMZaMbM</a>	-
S190706ai	<a href="https://grandma-owncloud.lal.in2p3.fr/index.php/s/5yS9dQQ26FQ8FKz">https://grandma-owncloud.lal.in2p3.fr/index.php/s/5yS9dQQ26FQ8FKz</a>	-
S190701ah	<a href="https://grandma-owncloud.lal.in2p3.fr/index.php/s/ImQadVEpsVit1h6">https://grandma-owncloud.lal.in2p3.fr/index.php/s/ImQadVEpsVit1h6</a>	-
S190630ag	<a href="https://grandma-owncloud.lal.in2p3.fr/index.php/s/pfuQHsUBbJaFtSP">https://grandma-owncloud.lal.in2p3.fr/index.php/s/pfuQHsUBbJaFtSP</a>	-
S190517h	<a href="https://grandma-owncloud.lal.in2p3.fr/index.php/s/j8EDTsfDQUdQ1D4">https://grandma-owncloud.lal.in2p3.fr/index.php/s/j8EDTsfDQUdQ1D4</a>	Leroy et al. (2019)
S190513bm	<a href="https://grandma-owncloud.lal.in2p3.fr/index.php/s/tCCiMIiYpnNYEX">https://grandma-owncloud.lal.in2p3.fr/index.php/s/tCCiMIiYpnNYEX</a>	Crisp et al. (2019a)
S190512at	<a href="https://grandma-owncloud.lal.in2p3.fr/index.php/s/BSbYZ2O5ZnHwna8">https://grandma-owncloud.lal.in2p3.fr/index.php/s/BSbYZ2O5ZnHwna8</a>	-
S190510g	<a href="https://grandma-owncloud.lal.in2p3.fr/index.php/s/ippgBWxLiyL1nDFJ">https://grandma-owncloud.lal.in2p3.fr/index.php/s/ippgBWxLiyL1nDFJ</a>	-
S190503bf	<a href="https://grandma-owncloud.lal.in2p3.fr/index.php/s/6MdspJUbp0n8uaq">https://grandma-owncloud.lal.in2p3.fr/index.php/s/6MdspJUbp0n8uaq</a>	Stachie et al. (2019)
S190426c	<a href="https://grandma-owncloud.lal.in2p3.fr/index.php/s/FeFP4EWWgi2ZE3p">https://grandma-owncloud.lal.in2p3.fr/index.php/s/FeFP4EWWgi2ZE3p</a>	Blazek et al. (2019c)
S190425z	<a href="https://grandma-owncloud.lal.in2p3.fr/index.php/s/tZTxGSoCEMc4fwG">https://grandma-owncloud.lal.in2p3.fr/index.php/s/tZTxGSoCEMc4fwG</a>	Gendre et al. (2019); Kann et al. (2019a)
S190421ar	<a href="https://grandma-owncloud.lal.in2p3.fr/index.php/s/08hngcYuxwONGWf">https://grandma-owncloud.lal.in2p3.fr/index.php/s/08hngcYuxwONGWf</a>	Howell et al. (2019b); Blazek et al. (2019b)
S190412m	<a href="https://grandma-owncloud.lal.in2p3.fr/index.php/s/gyf5HfDVD7GS5GD">https://grandma-owncloud.lal.in2p3.fr/index.php/s/gyf5HfDVD7GS5GD</a>	Blazek et al. (2019a)
		Boer et al. (2019)


**Figure A1** – *continued* Sky coverage observations of the GRANDMA consortium during the first six months.

**Table B1.** List of tiled observations performed by the TAROT network for 190425z. The probability refers to the 2D spatial probability of the LALInference GW skymap enclosed in a given tile.

Observation period (UTC)		Tile coord. (center)		Coverage
T <sub>start</sub>	T <sub>end</sub>	RA [°]	Dec [°]	prob (%)
TAROT-TRE				
2019-04-25 14:56:19	2019-04-25 22:29:56	194.595	30.000	0.06
2019-04-25 17:03:57	2019-04-25 17:55:18	182.338	25.714	0.04
2019-04-25 17:16:58	2019-04-25 21:51:14	189.73	30.000	0.07
2019-04-25 18:07:39	2019-04-26 01:40:56	243.117	25.714	0.4
2019-04-25 18:20:49	2019-04-26 01:09:32	246.076	21.429	0.5
2019-04-25 19:11:40	2019-04-25 22:16:40	238.442	25.714	0.8
2019-04-25 19:43:51	2019-04-26 00:18:12	241.519	21.429	0.6
TAROT-TCA				
2019-04-26 22:25:38	2019-04-28 03:32:13	255.075	-2.727	0.1
2019-04-26 22:32:16	2019-04-28 03:39:05	242.609	22.727	0.2
2019-04-26 23:18:50	2019-04-28 03:25:22	240.663	24.545	0.2
2019-04-27 19:51:10	2019-04-27 20:58:08	242.652	24.545	0.2
2019-04-27 20:44:47	2019-04-27 20:51:17	235.227	28.182	0.2
TAROT-TCH				
2019-04-26 06:40:51	2019-04-28 01:44:47	182.983	24.545	0.01
2019-04-26 06:45:56	2019-04-28 04:51:16	235.227	28.182	0.2
2019-04-26 06:52:44	2019-04-28 04:55:49	242.652	24.545	0.2
2019-04-26 06:59:33	2019-04-28 03:04:58	253.125	-15.455	0.1
2019-04-26 07:18:42	2019-04-27 09:38:57	242.609	22.727	0.2
2019-04-26 07:57:48	2019-04-28 05:29:50	255.075	-2.727	0.1
2019-04-27 03:18:52	2019-04-28 06:23:00	240.663	24.545	0.2

**Table B2.** List of galaxies, enclosed in the 3D probability region of S190425z, observed by the T60 telescope at les Makes Observatory, the T70 telescope at Abastumani Observatory, the AZT-8 telescope at Lisnyky Observatory, and the Zadko telescope.

Observation period (UTC)		Galaxy name	Galaxy coordinates		Distance [Mpc]
T <sub>start</sub>	T <sub>end</sub>		RA [°]	Dec [°]	
Les Makes/T60					
2019-04-25 15:18:10	2019-04-25 15:33:35	GWGC [MFB2005] J120819.37+251357.9	182.081	25.233	105.2
2019-04-25 15:34:40	2019-04-25 15:50:05	SDSSJ120754.97+250102.6	181.979	25.017	106.3
2019-04-25 15:34:40	2019-04-25 15:50:05	SDSSJ120754.70+250604.8	181.978	25.101	111
2019-04-25 15:34:40	2019-04-25 15:50:05	HyperLEDA 38516	182.038	25.079	111.7
2019-04-25 21:58:35	2019-04-26 00:50:20	HyperLEDA 1109773	254.435	-1.799	136.9
2019-04-25 21:58:35	2019-04-26 00:50:20	2MASS 16574427-0147567	254.434	-1.799	136.4
2019-04-25 21:58:35	2019-04-25 22:14:00	2MASS 16573561-0147457	254.398	-1.796	142.6
2019-04-25 21:58:35	2019-04-25 22:14:00	HyperLEDA 1109835	254.399	-1.796	145.1
2019-04-25 21:58:35	2019-04-25 22:14:00	2MASS 16572382-0147498	254.349	-1.797	147.9
2019-04-25 21:58:35	2019-04-25 22:14:00	HyperLEDA 1110982	254.423	-1.754	148.8
2019-04-25 21:58:35	2019-04-25 22:14:00	HyperLEDA 1109807	254.349	-1.797	148.8
2019-04-25 21:58:35	2019-04-25 22:14:00	2MASS 16574141-0145157	254.423	-1.754	168.5
2019-04-25 22:14:10	2019-04-25 22:29:35	HyperLEDA 1106076	254.456	-1.934	136.3
2019-04-25 22:14:10	2019-04-25 22:29:35	2MASS 16574955-0156027	254.456	-1.934	135.6
2019-04-25 22:29:45	2019-04-25 22:45:10	2MASS 16573281-0138287	254.387	-1.641	157.3
2019-04-25 22:45:21	2019-04-25 23:00:46	2MASS 16570522-0151022	254.272	-1.851	147.2
2019-04-25 22:45:21	2019-04-25 23:00:46	HyperLEDA 1107232	254.346	-1.89	148.8
2019-04-25 22:45:21	2019-04-25 23:00:46	HyperLEDA 1109171	254.296	-1.82	148.8
2019-04-25 22:45:21	2019-04-25 23:00:46	2MASS 16572303-0153258	254.346	-1.891	155.8
2019-04-25 22:45:21	2019-04-25 23:00:46	2MASS 16571094-0149128	254.296	-1.82	169.9
2019-04-25 23:00:56	2019-04-26 00:50:20	2MASS 16580368-0150074	254.515	-1.835	147.5
2019-04-25 23:00:56	2019-04-25 23:16:21	HyperLEDA 1108643	254.598	-1.839	136.9
2019-04-25 23:00:56	2019-04-26 00:50:20	2MASS 16580515-0149544	254.521	-1.832	162.3
2019-04-25 23:16:31	2019-04-25 23:31:56	2MASS 16585823-0202277	254.743	-2.041	132.1
2019-04-25 23:16:31	2019-04-25 23:31:56	HyperLEDA 161011	254.743	-2.041	145
2019-04-25 23:16:31	2019-04-25 23:31:56	HyperLEDA 161014	254.822	-2.074	120.5
2019-04-25 23:16:31	2019-04-25 23:31:56	2MASS 16591729-0204281	254.822	-2.074	107.3
2019-04-25 23:32:06	2019-04-25 23:47:31	HyperLEDA 161013	254.775	-1.914	133.6
2019-04-25 23:32:06	2019-04-25 23:47:31	2MASS 16592042-0153111	254.835	-1.886	147
2019-04-25 23:32:06	2019-04-25 23:47:31	HyperLEDA 161015	254.835	-1.886	148.1
2019-04-25 23:32:06	2019-04-25 23:47:31	2MASS 16590588-0154501	254.775	-1.914	128.1
2019-04-25 23:47:49	2019-04-26 00:03:14	6dFJ1654221-164837	253.592	-16.81	122.3
2019-04-25 23:47:49	2019-04-26 00:03:14	2MASS 16542215-1648370	253.592	-16.81	122.5
2019-04-26 00:03:31	2019-04-26 00:18:56	HyperLEDA 1093975	255.095	-2.372	140.4
2019-04-26 00:03:31	2019-04-26 00:18:56	HyperLEDA 161019	255.096	-2.326	143.6
2019-04-26 00:03:31	2019-04-26 00:18:56	HyperLEDA 1092764	255.06	-2.413	145
2019-04-26 00:03:31	2019-04-26 00:18:56	2MASS 17002062-0225482	255.086	-2.43	145.6
2019-04-26 00:03:31	2019-04-26 00:18:56	2MASS 17002302-0219322	255.096	-2.326	129
2019-04-26 00:03:31	2019-04-26 00:18:56	2MASS 17001441-0224462	255.06	-2.413	147.4
2019-04-26 00:03:31	2019-04-26 00:18:56	2MASS 17002095-0217192	255.087	-2.289	151.5
2019-04-26 00:03:31	2019-04-26 00:18:56	2MASS 17002288-0222202	255.095	-2.372	120.1
2019-04-26 00:19:13	2019-04-26 00:34:38	HyperLEDA 899699	253.301	-16.316	118.8
2019-04-26 00:19:13	2019-04-26 00:34:38	HyperLEDA 899284	253.355	-16.349	118.8
2019-04-26 00:19:13	2019-04-26 00:34:38	HyperLEDA 900018	253.27	-16.291	122.8
2019-04-26 00:19:13	2019-04-26 00:34:38	2MASS 16530485-1617273	253.27	-16.291	123
2019-04-26 00:19:13	2019-04-26 00:34:38	2MASS 16532193-1617132	253.341	-16.287	129.8
2019-04-26 00:19:13	2019-04-26 00:34:38	2MASS 16531513-1621223	253.313	-16.356	99.7
2019-04-26 00:34:55	2019-04-26 00:50:20	HyperLEDA 1109100	254.506	-1.823	138
2019-04-26 00:34:55	2019-04-26 00:50:20	2MASS 16580128-0149216	254.505	-1.823	136.4
2019-04-26 00:50:34	2019-04-26 01:05:59	HyperLEDA 161003	253.86	-7.206	132.3
2019-04-26 00:50:34	2019-04-26 01:05:59	2MASS 16552449-0715255	253.852	-7.257	130.1
2019-04-26 00:50:34	2019-04-26 01:05:59	HyperLEDA 161002	253.852	-7.257	130.7
Abastumani/T70					
2019-04-25 23:08:01	2019-04-25 23:15:13	GWGC UGC07124	182.193	24.946	100.5
2019-04-25 23:08:01	2019-04-25 23:15:13	GWGC PGC038615	182.325	24.968	102.7
2019-04-25 23:08:01	2019-04-25 23:15:13	GWGC PGC038526	182.055	24.943	105.7

**Table B2** – *continued* List of galaxies, enclosed in the 3D probability region of S190425z, observed by the T60 telescope at les Makes Observatory, the T70 telescope at the Abastumani Observatory and the AZT-8 telescope at the Lisnyky Observatory and the Zadko telescope.

Observation period (UTC)		Galaxy name	Galaxy coordinates		Distance [Mpc]
T <sub>start</sub>	T <sub>end</sub>		RA [°]	Dec [°]	
2019-04-25 23:22:46	2019-04-25 23:29:58	HyperLEDA 1093975	255.095	-2.372 140.4	
2019-04-25 23:22:46	2019-04-25 23:29:58	HyperLEDA 161019	255.096	-2.326	143.6
2019-04-25 23:22:46	2019-04-25 23:29:58	HyperLEDA 1092764	255.06	-2.413	145
2019-04-25 23:22:46	2019-04-25 23:29:58	2MASS 17002062-0225482	255.086	-2.43	145.6
2019-04-25 23:22:46	2019-04-25 23:29:58	2MASS 17002302-0219322	255.096	-2.326	129
2019-04-25 23:22:46	2019-04-25 23:29:58	2MASS 17001441-0224462	255.06	-2.413	147.4
2019-04-25 23:22:46	2019-04-25 23:29:58	2MASS 17002095-0217192	255.087	-2.289	151.5
2019-04-25 23:22:46	2019-04-25 23:29:58	2MASS 17002288-0222202	255.095	-2.372	120.1
2019-04-25 23:37:08	2019-04-25 23:44:20	HyperLEDA 899699	253.301	-16.316	118.8
2019-04-25 23:37:08	2019-04-25 23:44:20	HyperLEDA 899284	253.355	-16.349	118.8
2019-04-25 23:37:08	2019-04-25 23:44:20	HyperLEDA 900018	253.27	-16.291	122.8
2019-04-25 23:37:08	2019-04-25 23:44:20	2MASS 16530485-1617273	253.27	-16.291	123
2019-04-25 23:37:08	2019-04-25 23:44:20	2MASS 16532193-1617132	253.341	-16.287	129.8
2019-04-25 23:37:08	2019-04-25 23:44:20	2MASS 16531513-1621223	253.313	-16.356	99.7
2019-04-25 23:54:01	2019-04-26 00:01:13	6dFJ1653567-160711	253.486	-16.12	121.9
2019-04-25 23:54:01	2019-04-26 00:01:13	2MASS 16535674-1607110	253.486	-16.12	122.1
2019-04-25 23:54:01	2019-04-26 00:01:13	2MASS 16535385-1614537	253.474	-16.248	109.3
2019-04-26 00:04:49	2019-04-26 00:12:01	HyperLEDA 896696	253.494	-16.552	121.4
2019-04-26 00:17:30	2019-04-26 00:24:42	2MASS 17005715-0225086	255.238	-2.419	127
2019-04-26 00:17:30	2019-04-26 00:24:42	2MASS 17012357-0220366	255.348	-2.344	146.1
2019-04-26 00:17:30	2019-04-26 00:24:42	HyperLEDA 1094718	255.348	-2.344	150.5
2019-04-26 00:30:30	2019-04-26 00:37:42	HyperLEDA 1697461	241.489	23.986	148.8
2019-04-26 00:30:30	2019-04-26 00:37:42	HyperLEDA 1696139	241.357	23.92	136.9
2019-04-26 00:42:34	2019-04-26 00:49:45	SDSSJ154308.15+282509.9	235.784	28.419	145
2019-04-26 00:42:34	2019-04-26 00:49:45	HyperLEDA 1835553	235.651	28.432	143.7
2019-04-26 00:55:56	2019-04-26 01:03:07	HyperLEDA 1697264	240.942	23.977	157.7
2019-04-26 00:55:56	2019-04-26 01:03:07	HyperLEDA 1695306	240.892	23.875	153.6
2019-04-26 00:55:56	2019-04-26 01:03:07	HyperLEDA 56887	240.925	24.095	140.9
2019-04-26 01:09:56	2019-04-26 01:17:08	HyperLEDA 56963	241.153	23.663	165.5
2019-04-26 01:09:56	2019-04-26 01:17:08	HyperLEDA 1691288	241.25	23.658	166.8
2019-04-26 01:09:56	2019-04-26 01:17:08	HyperLEDA 1693165	241.235	23.758	170.6
2019-04-26 01:09:56	2019-04-26 01:17:08	HyperLEDA 1690684	241.15	23.625	163.5
2019-04-26 01:09:56	2019-04-26 01:17:08	HyperLEDA 57021	241.26	23.669	146.9
2019-04-26 01:09:56	2019-04-26 01:17:08	HyperLEDA 1690441	241.184	23.612	151.4
2019-04-26 01:21:42	2019-04-26 01:28:54	SDSSJ160409.58+241950.7	241.04	24.331	168.7
2019-04-26 01:21:42	2019-04-26 01:28:54	HyperLEDA 1706506	240.988	24.402	169.4
2019-04-26 01:21:42	2019-04-26 01:28:54	HyperLEDA 1706072	241.077	24.382	151.9
2019-04-26 01:21:42	2019-04-26 01:28:54	HyperLEDA 1703751	241.076	24.281	147.3
Lisnyky/AZT-8					
2019-04-25 22:32:38	2019-04-25 22:56:24	HyperLEDA 1107232	254.346	-1.89	148.8
2019-04-25 22:32:38	2019-04-25 22:56:24	2MASS 16572303-0153258	254.346	-1.891	155.8
2019-04-25 23:01:18	2019-04-25 23:21:22	2MASS 16570522-0151022	254.272	-1.851	147.2
2019-04-25 23:01:18	2019-04-25 23:21:22	HyperLEDA 1109171	254.296	-1.82	148.8
2019-04-25 23:01:18	2019-04-25 23:21:22	2MASS 16571094-0149128	254.296	-1.82	169.9
2019-04-25 23:24:57	2019-04-25 23:45:08	HyperLEDA 1109773	254.435	-1.799	136.9
2019-04-25 23:24:57	2019-04-25 23:45:08	2MASS 16574427-0147567	254.434	-1.799	136.4
2019-04-25 23:24:57	2019-04-25 23:45:08	2MASS 16573561-0147457	254.398	-1.796	142.6
2019-04-25 23:24:57	2019-04-25 23:45:08	HyperLEDA 1109835	254.399	-1.796	145.1
2019-04-25 23:24:57	2019-04-25 23:45:08	2MASS 16572382-0147498	254.349	-1.797	147.9
2019-04-25 23:24:57	2019-04-25 23:45:08	HyperLEDA 1110982	254.423	-1.754	148.8
2019-04-25 23:24:57	2019-04-25 23:45:08	HyperLEDA 1109807	254.349	-1.797	148.8
2019-04-25 23:24:57	2019-04-25 23:45:08	2MASS 16574141-0145157	254.423	-1.754	168.5
2019-04-25 23:56:12	2019-04-26 00:16:25	HyperLEDA 1699170	241.231	24.073	165.3
2019-04-25 23:56:12	2019-04-26 00:16:25	SDSSJ160504.21+240240.4	241.268	24.045	154.1
2019-04-26 00:17:33	2019-04-26 00:37:36	HyperLEDA 140564	241.215	23.938	161.5
2019-04-26 00:17:33	2019-04-26 00:37:36	HyperLEDA 1695387	241.253	23.879	154.2
2019-04-26 00:17:33	2019-04-26 00:37:36	SDSSJ160454.83+235507.5	241.229	23.919	146
2019-04-26 00:17:33	2019-04-26 00:37:36	HyperLEDA 57003	241.211	23.975	176.2
2019-04-26 00:17:33	2019-04-26 00:37:36	HyperLEDA NGC6051	241.236	23.933	143.6



**Table B2** – *continued* List of galaxies, enclosed in the 3D probability region of S190425z, observed by the T60 telescope at les Makes Observatory, the T70 telescope at the Abastumani Observatory and the AZT-8 telescope at the Lisnyky Observatory and the Zadko telescope.

Observation period (UTC)		Galaxy name	Galaxy coordinates		Distance [Mpc]
T <sub>start</sub>	T <sub>end</sub>		RA [°]	Dec [°]	
2019-04-26 00:17:33	2019-04-26 00:37:36	HyperLEDA 57014	241.248	23.97	140.2
2019-04-26 00:40:37	2019-04-26 01:01:06	HyperLEDA 1697461	241.489	23.986	148.8
2019-04-26 01:03:45	2019-04-26 01:24:03	SDSSJ160519.85+235455.0	241.333	23.915	149.7
2019-04-26 01:03:45	2019-04-26 01:24:03	SDSSJ160505.95+235227.2	241.275	23.874	175.9
2019-04-26 01:03:45	2019-04-26 01:24:03	SDSSJ160512.22+235109.2	241.301	23.853	136.9
2019-04-26 01:03:45	2019-04-26 01:24:03	HyperLEDA 1696139	241.357	23.92	136.9
Zadko					
2019-04-25 14:56:19	2019-04-26 19:00:00	2MASS 16580128-0149216	254.505	-1.822	136.4
2019-04-25 14:56:19	2019-04-26 19:00:00	2MASS 16574955-0156027	254.456	-1.934	135.6
2019-04-25 14:56:19	2019-04-26 19:00:00	2MASS 16572303-0153258	254.345	-1.890	155.8
2019-04-25 14:56:19	2019-04-26 19:00:00	2MASS 16580515-0149544	254.521	-1.831	162.3
2019-04-25 14:56:19	2019-04-26 19:00:00	2MASS 16580368-0150074	254.515	-1.835	147.4
2019-04-25 14:56:19	2019-04-26 19:00:00	2MASS 16582363-0154183	254.598	-1.905	186.2
2019-04-25 14:56:19	2019-04-26 19:00:00	2MASS 16574594-0148107	254.441	-1.802	182.0
2019-04-25 14:56:19	2019-04-26 19:00:00	2MASS 16575261-0148017	254.469	-1.800	188.5
2019-04-25 14:56:19	2019-04-26 19:00:00	HyperLEDA 1106076	254.456	-1.934	136.3
2019-04-25 14:56:19	2019-04-26 19:00:00	HyperLEDA 1107232	254.346	-1.890	148.8
2019-04-25 14:56:19	2019-04-26 19:00:00	HyperLEDA 1109100	254.506	-1.822	138.0
2019-04-25 14:56:19	2019-04-26 19:00:00	2MASS 16580128-0149216	254.505	-1.822	136.4
2019-04-25 14:56:19	2019-04-26 19:00:00	2MASS 16574427-0147567	254.434	-1.799	136.4
2019-04-25 14:56:19	2019-04-26 19:00:00	2MASS 16574955-0156027	254.456	-1.934	135.6
2019-04-25 14:56:19	2019-04-26 19:00:00	2MASS 16573561-0147457	254.398	-1.796	142.6
2019-04-25 14:56:19	2019-04-26 19:00:00	2MASS 16572382-0147498	254.349	-1.797	147.9
2019-04-25 14:56:19	2019-04-26 19:00:00	2MASS 16571094-0149128	254.295	-1.820	169.9
2019-04-25 14:56:19	2019-04-26 19:00:00	2MASS 16572303-0153258	254.345	-1.890	155.8
2019-04-25 14:56:19	2019-04-26 19:00:00	2MASS 16580515-0149544	254.521	-1.831	162.3
2019-04-25 14:56:19	2019-04-26 19:00:00	2MASS 16580368-0150074	254.515	-1.835	147.4
2019-04-25 14:56:19	2019-04-26 19:00:00	2MASS 16580581-0143094	254.524	-1.719	113.5
2019-04-25 14:56:19	2019-04-26 19:00:00	2MASS 16575321-0141247	254.471	-1.690	174.9
2019-04-25 14:56:19	2019-04-26 19:00:00	2MASS 16574141-0145157	254.422	-1.754	168.5
2019-04-25 14:56:19	2019-04-26 19:00:00	2MASS 16574594-0148107	254.441	-1.802	182.0
2019-04-25 14:56:19	2019-04-26 19:00:00	2MASS 16575261-0148017	254.469	-1.800	188.5
2019-04-25 14:56:19	2019-04-26 19:00:00	2MASS 16575048-0145247	254.460	-1.756	185.9
2019-04-25 14:56:19	2019-04-26 19:00:00	2MASS 16570522-0151022	254.271	-1.850	147.2
2019-04-25 14:56:19	2019-04-26 19:00:00	HyperLEDA 1106076	254.456	-1.934	136.3
2019-04-25 14:56:19	2019-04-26 19:00:00	HyperLEDA 1107232	254.346	-1.890	148.8
2019-04-25 14:56:19	2019-04-26 19:00:00	HyperLEDA 1109100	254.506	-1.822	138.0
2019-04-25 14:56:19	2019-04-26 19:00:00	HyperLEDA 1109171	254.296	-1.820	148.8
2019-04-25 14:56:19	2019-04-26 19:00:00	HyperLEDA 1109773	254.435	-1.799	136.9
2019-04-25 14:56:19	2019-04-26 19:00:00	HyperLEDA 1109807	254.349	-1.797	148.8
2019-04-25 14:56:19	2019-04-26 19:00:00	HyperLEDA 1109835	254.399	-1.796	145.1
2019-04-25 14:56:19	2019-04-26 19:00:00	HyperLEDA 1110982	254.423	-1.754	148.8
2019-04-25 14:56:19	2019-04-26 19:00:00	2MASS 16573561-0147457	254.398	-1.796	142.6
2019-04-25 14:56:19	2019-04-26 19:00:00	2MASS 16572382-0147498	254.349	-1.797	147.9
2019-04-25 14:56:19	2019-04-26 19:00:00	2MASS 16564648-0157432 1105380	254.193	-1.962	149.8
2019-04-25 14:56:19	2019-04-26 19:00:00	2MASS 16571094-0149128	254.295	-1.820	169.9
2019-04-25 14:56:19	2019-04-26 19:00:00	2MASS 16572303-0153258	254.345	-1.890	155.8
2019-04-25 14:56:19	2019-04-26 19:00:00	2MASS 16570522-0151022	254.271	-1.850	147.2
2019-04-25 14:56:19	2019-04-26 19:00:00	HyperLEDA 1107232	254.346	-1.890	148.8
2019-04-25 14:56:19	2019-04-26 19:00:00	HyperLEDA 1109171	254.296	-1.820	148.8
2019-04-25 14:56:19	2019-04-26 19:00:00	HyperLEDA 1109807	254.349	-1.797	148.8
2019-04-25 14:56:19	2019-04-26 19:00:00	HyperLEDA 1109835	254.399	-1.796	145.1
2019-04-25 14:56:19	2019-04-26 19:00:00	2MASS 16045670+2355583 NGC6051	241.236	23.932	143.6
2019-04-25 14:56:19	2019-04-26 19:00:00	2MASS 16045057+2358303 57003	241.210	23.975	176.2
2019-04-25 14:56:19	2019-04-26 19:00:00	2MASS 16045947+2358123 57014	241.247	23.970	140.2
2019-04-25 14:56:19	2019-04-26 19:00:00	2MASS 16043249+2356393 140561	241.135	23.944	148.2
2019-04-25 14:56:19	2019-04-26 19:00:00	2MASS 16045152+2356153 140564	241.214	23.937	161.5
2019-04-25 14:56:19	2019-04-26 19:00:00	HyperLEDA 1699170	241.231	24.073	165.3
2019-04-25 14:56:19	2019-04-26 19:00:00	SDSSJ160504.21+240240.4	241.268	24.044	154.1

**Table B2** – *continued* List of galaxies, enclosed in the 3D probability region of S190425z, observed by the T60 telescope at les Makes Observatory, the T70 telescope at the Abastumani Observatory and the AZT-8 telescope at the Lisnyky Observatory and the Zadko telescope.

Observation period (UTC)		Galaxy name	Galaxy coordinates		Distance [Mpc]
T <sub>start</sub>	T <sub>end</sub>		RA [°]	Dec [°]	
2019-04-25 14:56:19	2019-04-26 19:00:00	SDSSJ160427.52+240639.8	241.115	24.111	151.2
2019-04-25 14:56:19	2019-04-26 19:00:00	SDSSJ160454.83+235507.5	241.229	23.918	146.0
2019-04-25 14:56:19	2019-04-26 19:00:00	2MASS 16045670+2355583 NGC6051	241.236	23.932	143.6
2019-04-25 14:56:19	2019-04-26 19:00:00	2MASS 16050427+2355015 57025	241.267	23.917	237.2
2019-04-25 14:56:19	2019-04-26 19:00:00	2MASS 16043346+2350163 56958	241.139	23.837	185.2
2019-04-25 14:56:19	2019-04-26 19:00:00	2MASS 16045057+2358303 57003	241.210	23.975	176.2
2019-04-25 14:56:19	2019-04-26 19:00:00	2MASS 16045947+2358123 57014	241.247	23.970	140.2
2019-04-25 14:56:19	2019-04-26 19:00:00	2MASS 16043249+2356393 140561	241.135	23.944	148.2
2019-04-25 14:56:19	2019-04-26 19:00:00	2MASS 16045152+2356153 140564	241.214	23.937	161.5
2019-04-25 14:56:19	2019-04-26 19:00:00	HyperLEDA 1695387	241.253	23.879	154.2
2019-04-25 14:56:19	2019-04-26 19:00:00	SDSSJ160454.83+235507.5	241.229	23.918	146.0
2019-04-25 14:56:19	2019-04-26 19:00:00	SDSSJ160505.95+235227.2	241.275	23.874	175.9