

---

# Interactive Image Restoration

---

Zhiwei Han, Thomas Weber, Stefan Matthes \*  
 fortiss  
 Guerickestraße 25, 80805 München  
 {han, weber, matthes}@fortiss.org

Yuanting Liu, Hao Shen  
 fortiss  
 Guerickestraße 25, 80805 München  
 {liu, shen}@fortiss.org

## Abstract

Machine learning and many of its applications are considered hard to approach due to their complexity and lack of transparency. One mission of human-centric machine learning is to improve algorithm transparency and user satisfaction while ensuring an acceptable task accuracy. In this work, we present an interactive image restoration framework, which exploits both image prior and human painting knowledge in an iterative manner such that they can boost on each other. Additionally, in this system users can repeatedly get feedback of their interactions from the restoration progress. This informs the users about their impact on the restoration results, which leads to better sense of control, which can lead to greater trust and approachability. The positive results of both objective and subjective evaluation indicate that, our interactive approach positively contributes to the approachability of restoration algorithms in terms of algorithm performance and user experience.

## 1 Introduction




Figure 1: Left to right: An artificially generated damage mask, the image damaged within the masked area, the image restored by Deep Image Prior Ulyanov et al. [2018] and the restored image using our interactive approach.

Image inpainting is a process for restoring damaged or missing sections of images, such that the results are visually plausible. Naturally, performance of restoration algorithm degrades when the corrupted sections become dense or large, since more semantic information is missing.

Due to the lack of semantic information, restored images can contain artifacts like areas with inconsistent texture or monotone color as shown in the third image of Fig. 1. Despite this, given those pre-restored images, human beings can easily deduce the semantics in the corrupted regions. Therefore, this awareness can be used to accomplish restoration tasks. Based on this intuition, we extend Deep Image Prior (DIP) Ulyanov et al. [2018] with Human-Computer Interaction (HCI) and present Interactive Deep Image Prior (iDIP), a collaborative, interactive image restoration framework

---

\*These authors contributed equally to this research.

(Sect. 3). This framework enables human and algorithms to collaboratively restore images in an iterative manner. With the proposed framework, even people with little painting knowledge can generate plausible images and manage restoration task. Furthermore, frequent feedback promises higher sense of control and better user satisfaction than non-interactive methods.

We then evaluate iDIP-based image restoration system with respect to two research questions:

1. Does the interactive approach produce higher quality images?
2. How do users view such a system regarding user experience and satisfaction?

We answer the first question in Sect. 4 in terms of objective and subjective measurement. To judge user experience and satisfaction, we have conducted a user study as described in Sect. 5.

## 2 Related Work

Previous research works attempted to fully automate the image restoration process. As one of the state of the art approaches, DIP restores images by exploiting image prior modelled by a Convolution Neural Network (CNN) Krizhevsky et al. [2012]. DIP minimizes the following loss function for image inpainting:

$$\mathcal{L} = \min_{\theta} \|(f_{\theta}(z) - x_0) \odot m_0\|_2, \tag{1}$$

where  $f_{\theta}$  is a CNN parameterized with  $\theta$ ,  $z$  is a fixed input,  $x_0$  is a corrupted image,  $\odot$  is Hadamard product and  $m_0$  is the mask for damage area. DIP overcomes the drawbacks of exemplar-based Barnes et al. [2009], Hays and Efros [2007], Kwatra et al. [2005], He and Sun [2012] and learning-based methods Yu et al. [2018], Iizuka et al. [2017], Yeh et al. [2017], Yan et al. [2018], such as difficulties in recovering sophisticated texture and requirement of large training set, respectively.

Same as classic machine learning models, training of DIP is non-interactive and will be performed only once. However, DIP cannot use human understanding of textural semantics and leads to poor user satisfaction due to its low transparency. Nonetheless, interactive Machine Learning (iML) Fails and Olsen Jr [2003] increases the sense of control by introducing human intervention into learning loops Amershi et al. [2014]. The increased sense of control can improve trust and user experience in many scenarios Amershi et al. [2014], Cohn et al. [2003], Holzinger [2016], Johnson and Johnson [2008].

## 3 Approach

To our best knowledge, there is no previous work combining DIP with iML. In this work, we extend the DIP with interactivity Fails and Olsen Jr [2003] and bring humans into the training loops of iDIP. The updates of iDIP is iterative, focused and rapid. These properties make the restoration process more transparent and contribute to a user-satisfied approach (Sect.5).

iDIP restores images by iteratively exploiting image prior and human knowledge via human-in-the-loop intervention. The underlying human involvement could be either creating new mask (correction) or painting on the corrupted regions (guidance).

**Training iteration:** One training iteration can be visualized in Fig. 2 and it consists of three stages. 1. User is presented with the image  $x_n$  restored by iDIP from the last iteration, where  $n$  is the current timestamp. 2. User paints on the image  $x_n$  to obtain a refined image  $x'_n$ . 3. iDIP restores image  $x'_n$  by minimizing the loss function in Eq. 1 and output the image  $x_n^*$ . Note, the output image  $x_n^*$  of the  $n$ th iteration is equivalent to the input image  $x_{n+1}$  of the  $(n + 1)$ th iteration.

Given pre-restored image  $x_n$ , users can come up more easily with textural semantics in the damage region than only given  $x_0$ . Furthermore, iDIP exploits its restoration performance by distilling the reconstructed textual information in the refined image  $x'_n$ . In this way, iDIP and human knowledge can jointly boost on each other.

Besides, this iterative approach endows users with better control of their impact through trial-and-error. Therefore, users can better determine their involvement intensity in next iterations. Frequent interaction contributes to better user satisfaction and system transparency. What’s more, early

stopping can be applied on time since users continuously observe the textural consistency and can terminate the process in any iteration to avoid overfitting.

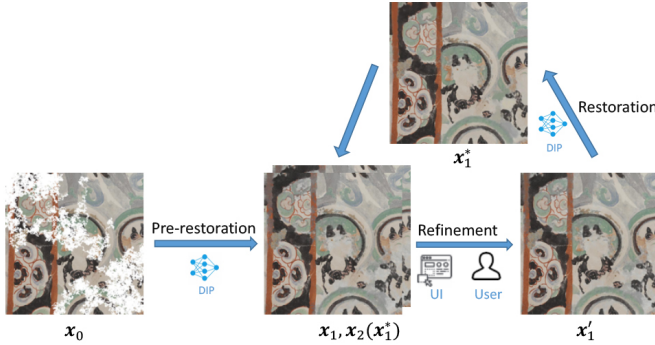


Figure 2: iDIP Training Iteration

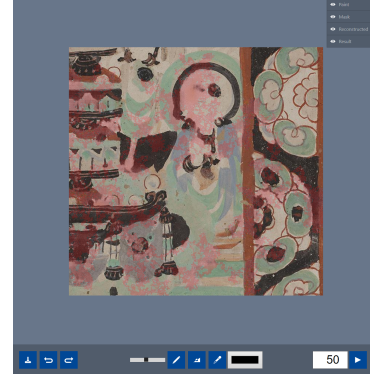


Figure 3: User Interface

**User interface (UI):** Fig. 3 shows the UI for iDIP. The image in center is the pre-restored one with the mask as red overlay. Users were supposed to pick appropriate color and paint in the masked region.

## 4 Experiment

We conducted experiments to answer the first research questions in this section: *Does the interactive approach produce higher quality images?*

**Dataset:** We used the Dunhuang Grottoes Painting Dataset Yu et al. [2019] for the experiments. The dataset contains 500 full frame paintings with artificially generated masks for damage region, of which we randomly picked ten.

**Metrics:** As performance measurement, we computed Dissimilarity Structural Similarity Index Measure (DSSIM) Wang et al. [2004] and Local Mean Squared Error (LMSE) Grosse et al. [2009] between restored and ground truth images. Mean Squared Error (MSE) and Structural Similarity Index Measure (SSIM) are common and easy-to-compute measures of the perceived quality of digital images or videos in computer vision. In this paper, we compute MSE and equalize it to LMSE by setting  $k = 1$ . By using  $DSSIM = \frac{1-SSIM}{2}$  we let the DSSIM also be inversely proportional to restoration quality as LMSE.

**Baselines:** To show the effectiveness, we compared our approach with five state of the art baselines. For learning based methods, we used their pre-trained model on Places2 Zhou et al. [2017], because it is one of the widely-used scene recognition dataset.

- **EdgeConnect:** EdgeConnect Nazeri et al. [2019] proposed a two-stage adversarial model and can deal with irregular masks.
- **PartialConv:** PartialConv Liu et al. [2018] used partial convolutions with an automatic mask update step.
- **PatchMatch:** PatchMatch Barnes et al. [2009] can quickly find approximate nearest-neighbor matches between image patches and was adopted by Photoshop.
- **PatchOffset:** PatchOffset He and Sun [2012] minimizes an energy function to find patches with dominant offsets.
- **Deep Image Prior:** DIP Ulyanov et al. [2018] exploits the image prior by minimizing Mean Squared Error (MSE) in the unmasked region.

For objective evaluation, we compared images restored by all six algorithms on ten randomly picked corrupted images using two metrics. The images generated by iDIP for the objective evaluation were recovered by domain expert. Each image was completed within 1200 iterations (600 iterations before

	DSSIM	LMSE
EdgeConnect	0.2803	629.65
PartialConv	0.2816	2550.02
PatchMatch	0.2423	<b>185.68*</b>
PatchOffset	0.2246	558.05
DIP	<b>0.2228</b>	214.23
iDIP	<b>0.2227*</b>	<b>207.37</b>

Table 1: Comparison on restoration metrics

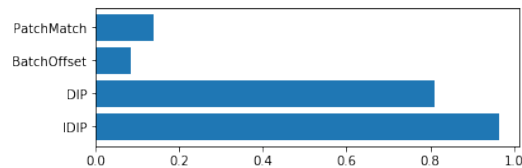


Figure 4: Comparison of subjective opinions

painting and 600 after) and the domain expert painted only once per image. However, only pixel-wise measures can not account for human criteria used to judge the quality such as semantic correctness and consistency. In consequence we asked each of the 19 participants from our user study (described in the following section) to subjectively select two best recovered images out of the six produced by the six algorithms.

#### 4.1 Results

**Objective evaluation:** In the Tab. 1 we can see that, although we initialized the networks with pre-trained weights, two learning-based methods still have the worst performance. Style transfer failed because the image style of Dunhuang dataset varied too much from the training set. PatchMatch has the best LMSE score by a large margin. However, our approach slightly outperformed all non-interactive methods on DSSIM and has the second smallest LSME score. This suggests that interactivity positively contributes to output quality.

**Subjective evaluation:** Fig.4 shows the probability of one algorithm being picked as top two algorithm in the subjective evaluation. We left out learning-based methods, since they had not been picked. The two DIP-variants significantly outperformed other methods, even though PatchMatch demonstrated the best result on LMSE. Compared to DIP, iDIP still showed a considerable improvement, which indicates interactivity introduced in iDIP added to the output quality.

The difference between the two evaluations is also noteworthy: While PatchMatch has the lowest LMSE score, subjectively it appears far inferior to the DIP-based methods. This may be an indicator that simple similarity measures are insufficient to account for human perception.

To summarize, introducing interactivity in iDIP positively affected the restoration performance. Therefore, we confidently give a positive answer to the first research question.

## 5 User Study

With iDIP outperforming the other baselines in the subjective perception and being not far off with respect to objective measures, it remains whether an iML approach is attractive from a usage point of view. We evaluated this in a user study and via a questionnaire.

Participants in this study (n = 19; 9 male, 9 female, 1 other; 20-29 years old: 10, 30-39 years old: 7, 40-49 years old: 2) were people medium expertise with image manipulation (mean: 2.68/5, std: 1.25) and low expertise with image reconstruction (mean: 1.74/5, std: 1.19). We presented to them the UI and asked them to reconstruct two images. Due to practical reasons, we limited their working time to seven minutes per image. We then asked the participants to fill out the questionnaire regarding general satisfaction with the process using the System Usability Scale (SUS) and workload using NASA TLX as well as questions regarding the benefits of our interactive approach.

Results from the SUS and TLX were very positive (average score SUS: 86/100, TLX: 3.4/10). Measured on a 5-point Likert scale, the opinion of the participants regarding iML being suitable for image reconstruction (4.5/5) and in general (4.0/5) were also very positive. Participants also did not believe that a non-interactive ML process (0.9/5) or a manual approach (1.8/5) would perform better.

The fact that all participants stated that they liked the combination of interactivity and machine learning, as well as other feedback, led us to conclude that iML can make machine learning more approachable. Whether it is an actual boost to expert-productivity remains to be seen in future work.

## 6 Conclusion and Future Work

In this paper we have outlined our framework for interactive image restoration. This framework allows users to interactively contribute to DIP-based image restoration process so that both image prior and human knowledge can be well leveraged in an iML fashion. Our experiments show that the designed interactions positively affected the output quality as iDIP outperformed all five state of the art baselines. Meanwhile, good user satisfaction has been achieved according to the user study, as participants stated their appreciation and confidence of the proposed method. In summary, the positive answers of two research questions indicate that our goal of human-centric machine learning have been fulfilled for image restoration tasks.

As human-in-the-loop approach demonstrated its effectiveness in terms of algorithm performance and user satisfaction, we remain the interpretation of rich interactions forms in image restoration as future work.

## References

- Dmitry Ulyanov, Andrea Vedaldi, and Victor Lempitsky. Deep image prior. In *Proceedings of the IEEE Conference on Computer Vision and Pattern Recognition*, pages 9446–9454, 2018.
- Alex Krizhevsky, Ilya Sutskever, and Geoffrey E Hinton. Imagenet classification with deep convolutional neural networks. In *Advances in neural information processing systems*, pages 1097–1105, 2012.
- Connelly Barnes, Eli Shechtman, Adam Finkelstein, and Dan B Goldman. Patchmatch: A randomized correspondence algorithm for structural image editing. In *ACM Transactions on Graphics (ToG)*, volume 28, page 24. ACM, 2009.
- James Hays and Alexei A Efros. Scene completion using millions of photographs. *ACM Transactions on Graphics (TOG)*, 26(3):4, 2007.
- Vivek Kwatra, Irfan Essa, Aaron Bobick, and Nipun Kwatra. Texture optimization for example-based synthesis. In *ACM Transactions on Graphics (ToG)*, volume 24, pages 795–802. ACM, 2005.
- Kaiming He and Jian Sun. Statistics of patch offsets for image completion. In *European Conference on Computer Vision*, pages 16–29. Springer, 2012.
- Jiahui Yu, Zhe Lin, Jimei Yang, Xiaohui Shen, Xin Lu, and Thomas S Huang. Generative image inpainting with contextual attention. In *Proceedings of the IEEE Conference on Computer Vision and Pattern Recognition*, pages 5505–5514, 2018.
- Satoshi Iizuka, Edgar Simo-Serra, and Hiroshi Ishikawa. Globally and locally consistent image completion. *ACM Transactions on Graphics (ToG)*, 36(4):107, 2017.
- Raymond A Yeh, Chen Chen, Teck Yian Lim, Alexander G Schwing, Mark Hasegawa-Johnson, and Minh N Do. Semantic image inpainting with deep generative models. In *Proceedings of the IEEE Conference on Computer Vision and Pattern Recognition*, pages 5485–5493, 2017.
- Zhaoyi Yan, Xiaoming Li, Mu Li, Wangmeng Zuo, and Shiguang Shan. Shift-net: Image inpainting via deep feature rearrangement. In *Proceedings of the European Conference on Computer Vision (ECCV)*, pages 1–17, 2018.
- Jerry Alan Fails and Dan R Olsen Jr. Interactive machine learning. In *Proceedings of the 8th international conference on Intelligent user interfaces*, pages 39–45. ACM, 2003.
- Saleema Amershi, Maya Cakmak, William Bradley Knox, and Todd Kulesza. Power to the people: The role of humans in interactive machine learning. *AI Magazine*, 35(4):105–120, 2014.

- David Cohn, Rich Caruana, and Andrew McCallum. Semi-supervised clustering with user feedback. *Constrained Clustering: Advances in Algorithms, Theory, and Applications*, 4(1):17–32, 2003.
- Andreas Holzinger. Interactive machine learning for health informatics: when do we need the human-in-the-loop? *Brain Informatics*, 3(2):119–131, 2016.
- Roger T Johnson and David W Johnson. Active learning: Cooperation in the classroom. *The annual report of educational psychology in Japan*, 47:29–30, 2008.
- Tianxiu Yu, Shijie Zhang, Cong Lin, and Shaodi You. Dunhuang grotto painting dataset and benchmark. *arXiv preprint arXiv:1907.04589*, 2019.
- Zhou Wang, Alan C Bovik, Hamid R Sheikh, Eero P Simoncelli, et al. Image quality assessment: from error visibility to structural similarity. *IEEE transactions on image processing*, 13(4):600–612, 2004.
- Roger Grosse, Micah K Johnson, Edward H Adelson, and William T Freeman. Ground truth dataset and baseline evaluations for intrinsic image algorithms. In *2009 IEEE 12th International Conference on Computer Vision*, pages 2335–2342. IEEE, 2009.
- Bolei Zhou, Agata Lapedriza, Aditya Khosla, Aude Oliva, and Antonio Torralba. Places: A 10 million image database for scene recognition. *IEEE transactions on pattern analysis and machine intelligence*, 40(6):1452–1464, 2017. <http://places2.csail.mit.edu/>.
- Kamyar Nazeri, Eric Ng, Tony Joseph, Faisal Qureshi, and Mehran Ebrahimi. Edgeconnect: Generative image inpainting with adversarial edge learning. *arXiv preprint arXiv:1901.00212*, 2019.
- Guilin Liu, Fitsum A Reda, Kevin J Shih, Ting-Chun Wang, Andrew Tao, and Bryan Catanzaro. Image inpainting for irregular holes using partial convolutions. In *Proceedings of the European Conference on Computer Vision (ECCV)*, pages 85–100, 2018.

## **7 Supplementary Material**

As supplementary materials, we provide the subjective evaluation record of restoration performance, the questionnaire used in the user study and the statistical summary of user study.

Tester/Image	1	2	3	4	5	6	7	8	9	10
1	PM, IDIP	DIP, IDIP	PM, IDIP	DIP, IDIP	DIP, IDIP	PM, IDIP	DIP, IDIP	PO, IDIP	PM, IDIP	DIP, IDIP
2	DIP, IDIP	DIP, IDIP	DIP, IDIP	DIP, IDIP	DIP, IDIP	DIP, IDIP	DIP, IDIP	PO, IDIP	DIP, IDIP	DIP, IDIP
3	DIP, IDIP	DIP, IDIP	DIP, IDIP	DIP, IDIP	DIP, IDIP	DIP, IDIP	DIP, IDIP	PO, IDIP	DIP, IDIP	DIP, IDIP
4	PM, IDIP	DIP, IDIP	PM, IDIP	DIP, IDIP	PM, IDIP	DIP, IDIP	DIP, IDIP	PO, IDIP	DIP, IDIP	DIP, IDIP
5	DIP, IDIP	DIP, IDIP	DIP, IDIP	DIP, IDIP	DIP, IDIP	DIP, IDIP	DIP, IDIP	PO, IDIP	DIP, IDIP	DIP, IDIP
6	DIP, IDIP	DIP, IDIP	DIP, IDIP	DIP, IDIP	DIP, IDIP	DIP, IDIP	DIP, IDIP	PO, IDIP	DIP, IDIP	DIP, IDIP
7	DIP, IDIP	DIP, IDIP	PM, IDIP	DIP, IDIP	DIP, IDIP	PM, IDIP	PO, DIP	PO, IDIP	DIP, IDIP	DIP, IDIP
8	DIP, IDIP	PM, IDIP	DIP, IDIP	DIP, IDIP	PM, IDIP	DIP, IDIP	DIP, IDIP	PO, IDIP	DIP, IDIP	DIP, IDIP
9	DIP, IDIP	DIP, IDIP	DIP, IDIP	DIP, IDIP	DIP, IDIP	DIP, IDIP	DIP, IDIP	PO, IDIP	DIP, IDIP	DIP, IDIP
10	DIP, IDIP	DIP, IDIP	DIP, IDIP	DIP, IDIP	DIP, IDIP	DIP, IDIP	PM, IDIP	DIP, IDIP	DIP, IDIP	DIP, IDIP
11	DIP, IDIP	DIP, IDIP	DIP, IDIP	PM, IDIP	DIP, IDIP	DIP, IDIP	DIP, IDIP	PO, IDIP	DIP, IDIP	DIP, IDIP
12	PM, IDIP	DIP, IDIP	DIP, IDIP	DIP, IDIP	DIP, IDIP	DIP, IDIP	DIP, IDIP	PO, IDIP	DIP, IDIP	DIP, IDIP
13	DIP, IDIP	DIP, IDIP	PM, IDIP	DIP, IDIP	DIP, IDIP	DIP, IDIP	DIP, IDIP	PO, IDIP	DIP, IDIP	DIP, IDIP
14	DIP, IDIP	DIP, IDIP	DIP, IDIP	DIP, IDIP	DIP, IDIP	DIP, IDIP	DIP, IDIP	PO, IDIP	DIP, IDIP	DIP, IDIP
15	DIP, IDIP	PM, IDIP	DIP, IDIP	DIP, IDIP	DIP, IDIP	DIP, IDIP	PM, IDIP	PO, IDIP	DIP, IDIP	DIP, IDIP
16	PM, IDIP	DIP, IDIP	DIP, IDIP	PM, IDIP	DIP, IDIP	PM, IDIP	DIP, IDIP	PO, IDIP	DIP, IDIP	PO, IDIP
17	DIP, IDIP	DIP, IDIP	DIP, IDIP	DIP, IDIP	DIP, IDIP	DIP, IDIP	DIP, IDIP	PO, IDIP	PM, IDIP	DIP, IDIP
18	DIP, IDIP	DIP, IDIP	DIP, IDIP	DIP, IDIP	DIP, IDIP	PM, IDIP	PM, IDIP	DIP, IDIP	DIP, IDIP	DIP, IDIP
19	DIP, IDIP	DIP, IDIP	DIP, IDIP	DIP, IDIP	DIP, IDIP	DIP, IDIP	DIP, IDIP	DIP, IDIP	DIP, IDIP	DIP, IDIP
20	PM, IDIP	DIP, IDIP	DIP, IDIP	PM, IDIP	DIP, IDIP	DIP, IDIP	DIP, IDIP	DIP, IDIP	DIP, IDIP	DIP, IDIP
21	DIP, IDIP	DIP, IDIP	DIP, IDIP	PO, IDIP	DIP, IDIP	DIP, IDIP	PM, IDIP	PO, IDIP	DIP, IDIP	DIP, IDIP

PM: PatchMatch, PO: PatchOffset, DIP: Deep Image Prior, IDIP: Interactive Deep Image Prior



**1. Please answer how you agree with the following statements \****Mark only one oval per row.*

	Fully disagree	Somewhat disagree	Neutral	Somewhat agree	Fully agree
I can draw	<input type="radio"/>	<input type="radio"/>	<input type="radio"/>	<input type="radio"/>	<input type="radio"/>
I have experience with machine learning	<input type="radio"/>	<input type="radio"/>	<input type="radio"/>	<input type="radio"/>	<input type="radio"/>
I consider myself skilled in image manipulation	<input type="radio"/>	<input type="radio"/>	<input type="radio"/>	<input type="radio"/>	<input type="radio"/>
I have previous experience with image manipulation software	<input type="radio"/>	<input type="radio"/>	<input type="radio"/>	<input type="radio"/>	<input type="radio"/>
I consider myself skilled with technology	<input type="radio"/>	<input type="radio"/>	<input type="radio"/>	<input type="radio"/>	<input type="radio"/>
I am open towards new technology	<input type="radio"/>	<input type="radio"/>	<input type="radio"/>	<input type="radio"/>	<input type="radio"/>
I have experience with image reconstruction	<input type="radio"/>	<input type="radio"/>	<input type="radio"/>	<input type="radio"/>	<input type="radio"/>

**Machine Learning Support**

In the following section you will answer some questions regarding the task you have performed and the tool you have used.

**2. Please answer how you agree with the following statements \****Mark only one oval per row.*

	Fully disagree	Somewhat disagree	Neutral	Somewhat agree	Fully agree
A human can perform Image reconstruction better than a machine	<input type="radio"/>	<input type="radio"/>	<input type="radio"/>	<input type="radio"/>	<input type="radio"/>
Tools using machine learning are more efficient	<input type="radio"/>	<input type="radio"/>	<input type="radio"/>	<input type="radio"/>	<input type="radio"/>
Machine learning should only be used where necessary	<input type="radio"/>	<input type="radio"/>	<input type="radio"/>	<input type="radio"/>	<input type="radio"/>
Tools using machine learning are more effective	<input type="radio"/>	<input type="radio"/>	<input type="radio"/>	<input type="radio"/>	<input type="radio"/>
Machine learning is a good support mechanism in tools	<input type="radio"/>	<input type="radio"/>	<input type="radio"/>	<input type="radio"/>	<input type="radio"/>
I want more machine learning support in tools	<input type="radio"/>	<input type="radio"/>	<input type="radio"/>	<input type="radio"/>	<input type="radio"/>
Machine learning is helpful for image reconstruction	<input type="radio"/>	<input type="radio"/>	<input type="radio"/>	<input type="radio"/>	<input type="radio"/>
Machine learning should be used more frequently	<input type="radio"/>	<input type="radio"/>	<input type="radio"/>	<input type="radio"/>	<input type="radio"/>
Tools using machine learning help me complete my work faster	<input type="radio"/>	<input type="radio"/>	<input type="radio"/>	<input type="radio"/>	<input type="radio"/>
Machine learning takes a long time	<input type="radio"/>	<input type="radio"/>	<input type="radio"/>	<input type="radio"/>	<input type="radio"/>

**3. Please answer how you agree with the following statements \***

Mark only one oval per row.

	Fully disagree	Somewhat disagree	Neutral	Somewhat agree	Fully agree
I like the combination of interactive and automated elements for image reconstruction	<input type="radio"/>	<input type="radio"/>	<input type="radio"/>	<input type="radio"/>	<input type="radio"/>
I am satisfied with the result	<input type="radio"/>	<input type="radio"/>	<input type="radio"/>	<input type="radio"/>	<input type="radio"/>
I was in control of how the output turned out	<input type="radio"/>	<input type="radio"/>	<input type="radio"/>	<input type="radio"/>	<input type="radio"/>
Image reconstruction should be more automated	<input type="radio"/>	<input type="radio"/>	<input type="radio"/>	<input type="radio"/>	<input type="radio"/>
The interactive part of the image reconstruction worked well	<input type="radio"/>	<input type="radio"/>	<input type="radio"/>	<input type="radio"/>	<input type="radio"/>
The image turned out the way I expected it to	<input type="radio"/>	<input type="radio"/>	<input type="radio"/>	<input type="radio"/>	<input type="radio"/>
The automated part of the image reconstruction worked well	<input type="radio"/>	<input type="radio"/>	<input type="radio"/>	<input type="radio"/>	<input type="radio"/>
Machine learning without interactivity would create a better image	<input type="radio"/>	<input type="radio"/>	<input type="radio"/>	<input type="radio"/>	<input type="radio"/>
Manual image reconstruction would create a better image	<input type="radio"/>	<input type="radio"/>	<input type="radio"/>	<input type="radio"/>	<input type="radio"/>
Image reconstruction should be done manually	<input type="radio"/>	<input type="radio"/>	<input type="radio"/>	<input type="radio"/>	<input type="radio"/>

**4. Did anything during the task not work the way you would have wanted it to?**

---

---

---

---

---

**5. What would you change in the interactive image reconstruction process?**

---

---

---

---

---

**General System Usability**

In the following section you will answer some questions regarding the usability of the system we have presented to you.

**6. Please answer how you agree with the following statements \***

*Mark only one oval per row.*

	Fully disagree	Somewhat disagree	Neutral	Somewhat agree	Fully agree
I need to learn a lot of things before I could get going with the system	<input type="radio"/>	<input type="radio"/>	<input type="radio"/>	<input type="radio"/>	<input type="radio"/>
I found the system very cumbersome to use	<input type="radio"/>	<input type="radio"/>	<input type="radio"/>	<input type="radio"/>	<input type="radio"/>
I felt very confident using the system	<input type="radio"/>	<input type="radio"/>	<input type="radio"/>	<input type="radio"/>	<input type="radio"/>
I thought there was too much inconsistency in this system	<input type="radio"/>	<input type="radio"/>	<input type="radio"/>	<input type="radio"/>	<input type="radio"/>
I think I would like to use this system frequently	<input type="radio"/>	<input type="radio"/>	<input type="radio"/>	<input type="radio"/>	<input type="radio"/>
I found the system unnecessarily complex	<input type="radio"/>	<input type="radio"/>	<input type="radio"/>	<input type="radio"/>	<input type="radio"/>
I found the various functions in the system well integrated	<input type="radio"/>	<input type="radio"/>	<input type="radio"/>	<input type="radio"/>	<input type="radio"/>
I would imagine that most people would learn to use this system very quickly	<input type="radio"/>	<input type="radio"/>	<input type="radio"/>	<input type="radio"/>	<input type="radio"/>
I thought the system was easy to use	<input type="radio"/>	<input type="radio"/>	<input type="radio"/>	<input type="radio"/>	<input type="radio"/>
I think that I would need support of a technical person to be able to use the system	<input type="radio"/>	<input type="radio"/>	<input type="radio"/>	<input type="radio"/>	<input type="radio"/>

**Workload**

In the following section you will answer some questions on the perceived workload for the task. You can give a score from 1 to 10 where 1 means "low" or "not much" while 10 means "high" or "a lot".

**7. How mentally demanding was the task?**

---

**8. How physically demanding was the task?**

---

**9. How hurried or rushed was the pace of the task?**

---

**10. How successful were you in accomplishing what you were asked to do?**

---

**11. How hard did you have to work to accomplish your level of performance?**

---

**12. How insecure, discourage, irritated, stressed and annoyed were you?**

---

## Demographics

Lastly we ask you for some general information about yourself

### 13. How old are you?

*Mark only one oval.*

- Younger than 20
- 20-29
- 30-39
- 40-49
- 50-59
- 60 or older

### 14. What is your gender?

*Mark only one oval.*

- Female
- Male
- Prefer not to say
- Other: \_\_\_\_\_

---

Powered by  
 Google Forms

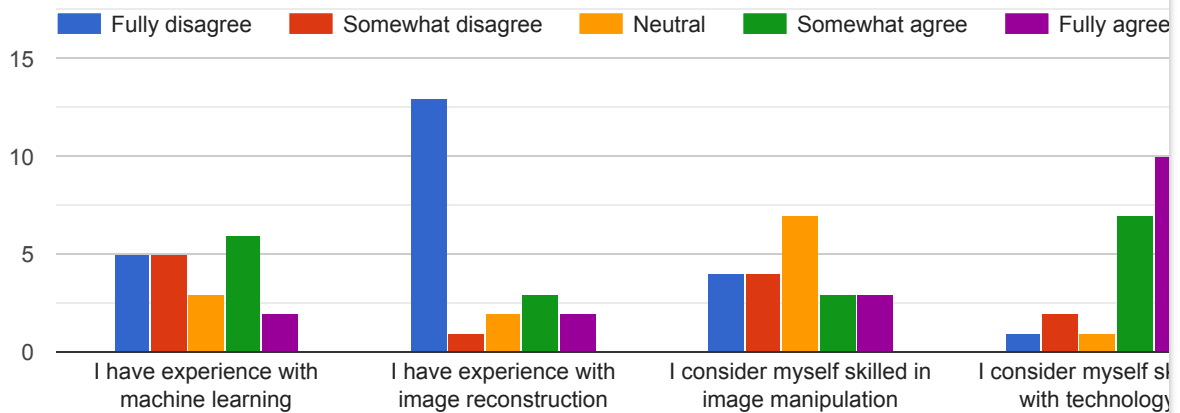
# Survey - Image Reconstruction

21 responses

Data Protection 

Expertise

Please answer how you agree with the following statements

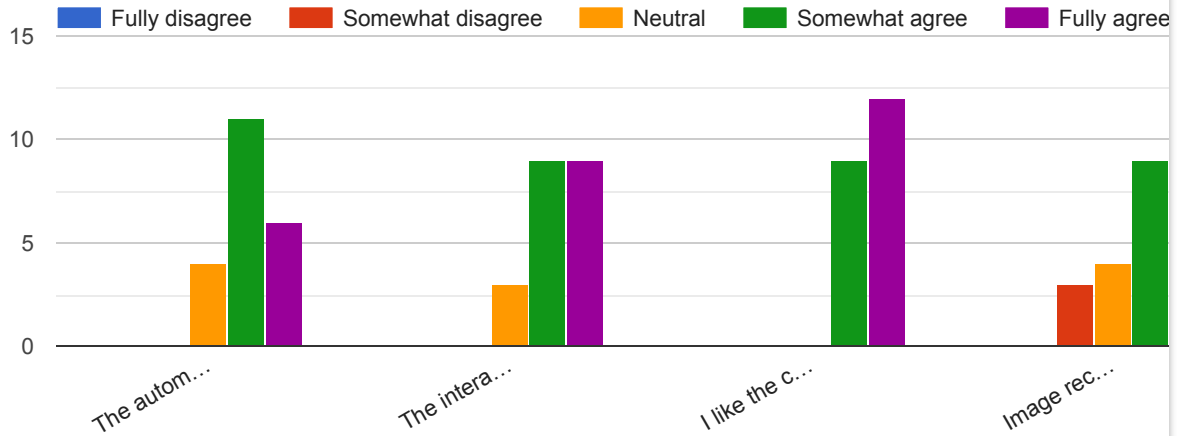


## Machine Learning Support

Please answer how you agree with the following statements

Fully disagree Somewhat disagree Neutral Somewhat agree Fully agree

Please answer how you agree with the following statements



Did anything during the task not work the way you would have wanted it to?

8 responses

No

Sometimes the pen tool gets automatically deselected when switching between pipette and pen.

I thought that the algorithm could also reconstruct sharp edges but it didn't.

No, everything worked well

when you moved the mouse outside the image while painting on the edges it continued drawing

I would like to use the pen firstly draw a boundary, and fullfil it with the coulor. The ColorPicker is sometime not sensitive enough to pick up the small area color.

# What would you change in the interactive image reconstruction process?

11 responses

Let the automated process run in parallel and in background, so you have to wait less.

comparing some images with similar ones (pattern recognition, duplicated elements,...)

maybe more professional drawing brushes that I can give more details.

size of the tool could be symbolized

Shorter processing time.

for now nothing

Nothing

Introduce instructions by voice

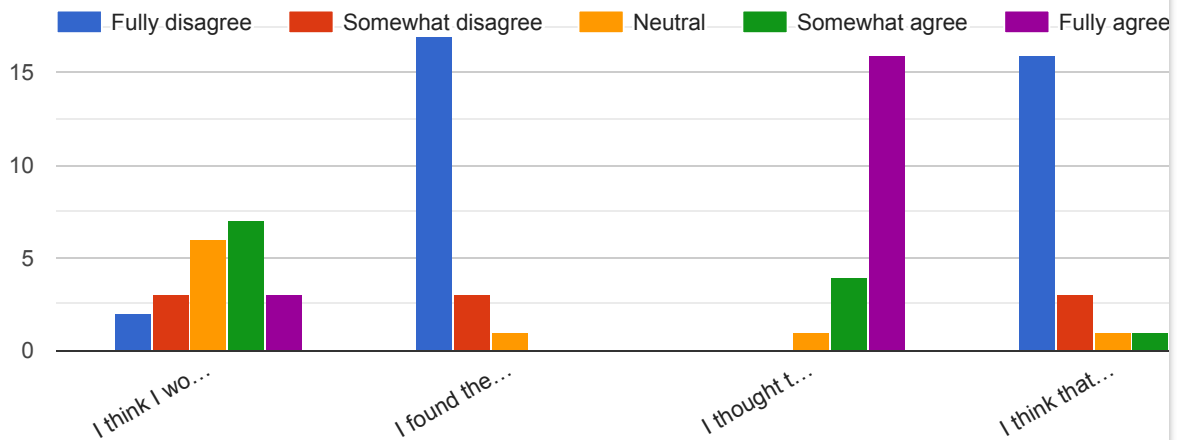
Adding zoom functions.

The mouse for a finer pencil-like item

Copy patch instead of only one color

## General System Usability

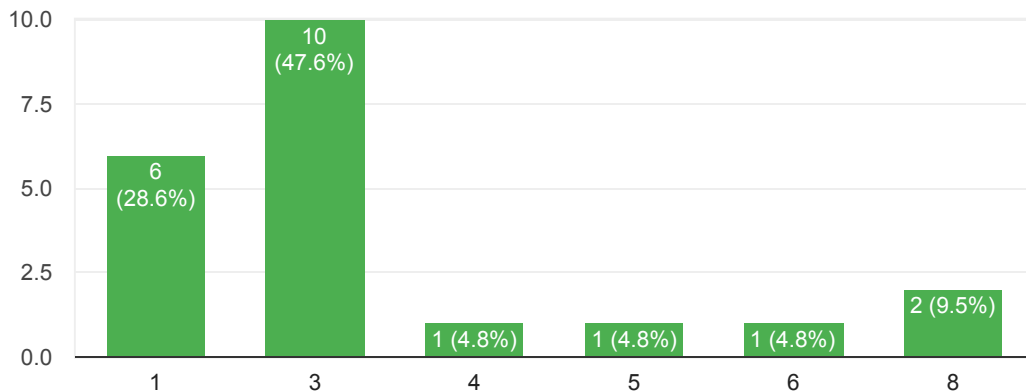
Please answer how you agree with the following statements



## Workload

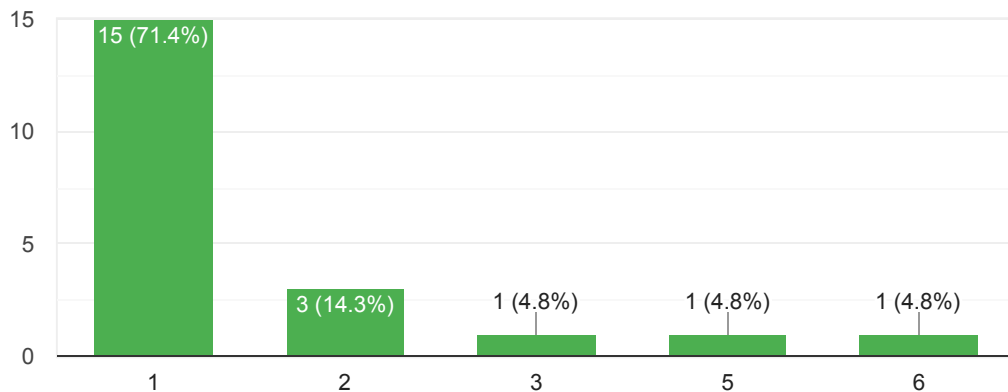
### How mentally demanding was the task?

21 responses



### How physically demanding was the task?

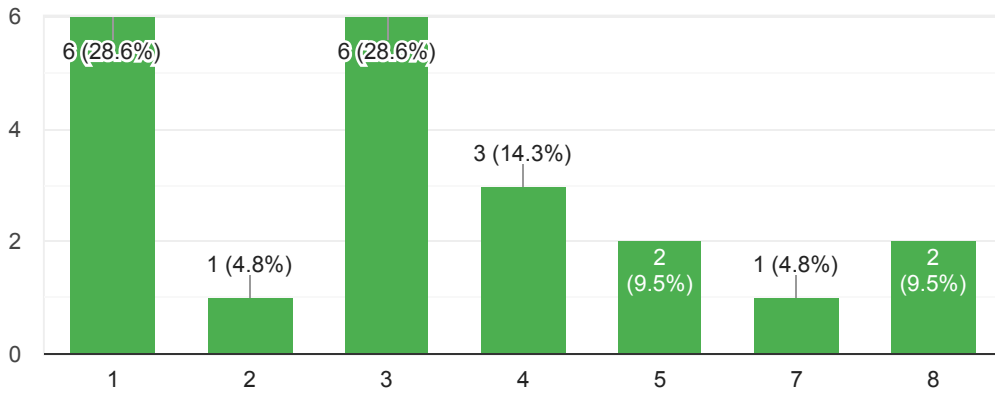
21 responses



### How hurried or rushed was the pace of the task?

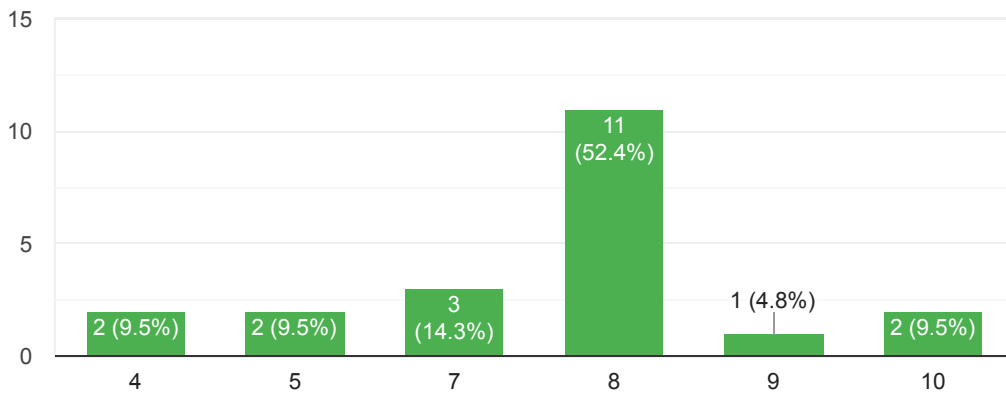
21 responses





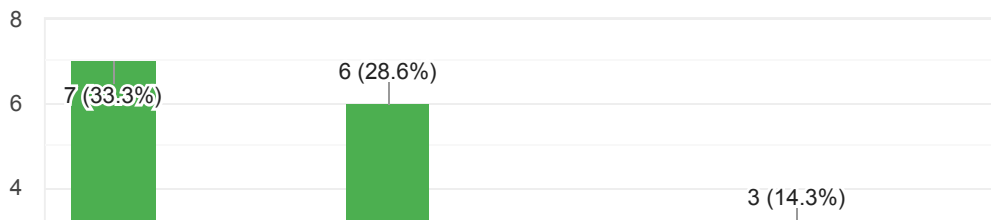
### How successful were you in accomplishing what you were asked to do?

21 responses



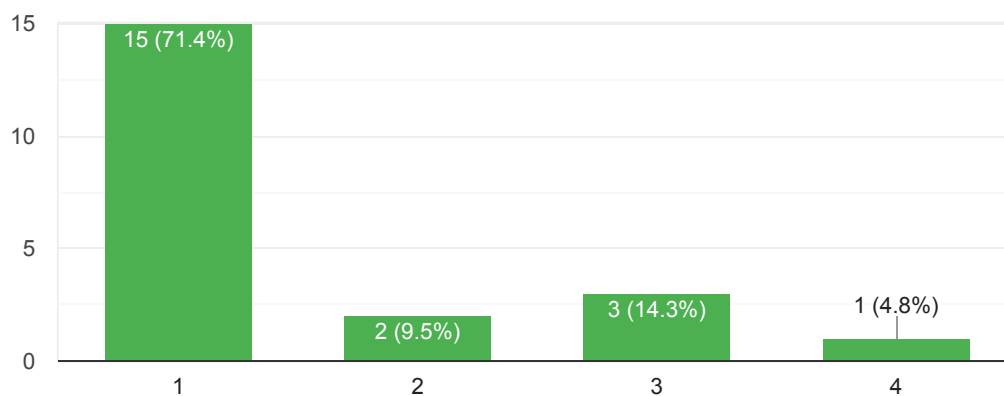
### How hard did you have to work to accomplish your level of performance?

21 responses



### How insecure, discourage, irritated, stressed and annoyed were you?

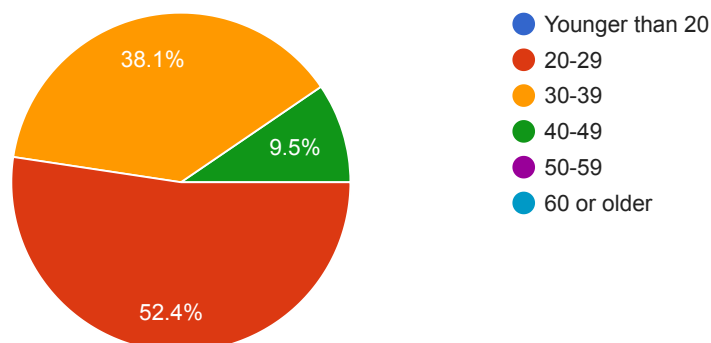
21 responses



### Demographics

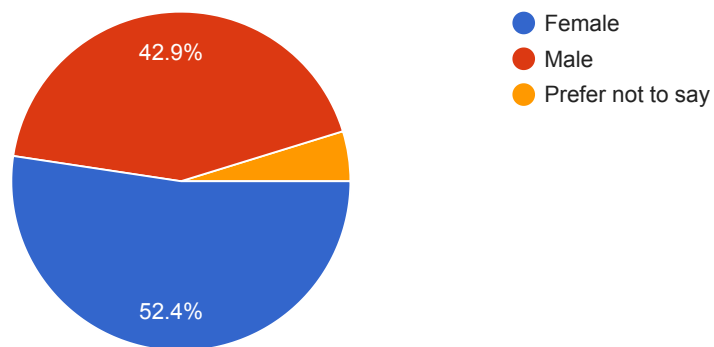
#### How old are you?

21 responses



### What is your gender?

21 responses



This content is neither created nor endorsed by Google. [Report Abuse](#) - [Terms of Service](#)

Google Forms