

Malware Classification using Deep Learning based Feature Extraction and Wrapper based Feature Selection Technique

Muhammad Furqan Rafique¹, Muhammad Ali¹, Aqsa Saeed Qureshi¹, Asifullah Khan^{*1,2}, and Anwar Majid Mirza³

¹Department of Computer Science, Pakistan Institute of Engineering and Applied Sciences, Nilore-45650, Islamabad;

²Centre for Mathematical Sciences, Pakistan Institute of Engineering and Applied Sciences, Nilore-45650, Islamabad; asif@pieas.edu.pk

³ College of Computer and Information Sciences, King Saud University, Riyadh, Saudi Arabia;

Abstract

In case of behavior analysis of a malware, categorization of malicious files is an essential part after malware detection. Numerous static and dynamic techniques have been reported so far for categorizing malwares. This research work presents a deep learning based malware detection (DLMD) technique based on static methods for classifying different malware families. The proposed DLMD technique uses both the byte and ASM files for feature engineering and thus classifying malwares families. First, features are extracted from byte files using two different types of Deep Convolutional Neural Networks (CNN). After that, important and discriminative opcode features are selected using a wrapper-based mechanism, where Support Vector Machine (SVM) is used as a classifier. The idea is to construct a hybrid feature space by combining the different feature spaces in order that the shortcoming of a particular feature space may be overcome by another feature space. And consequently to reduce the chances of missing a malware. Finally, the hybrid feature space is then used to train a Multilayer Perceptron, which classifies all the nine different malware families. Experimental results show that proposed DLMD technique achieves log-loss of 0.09 for ten independent runs. Moreover, the performance of the proposed DLMD technique is compared against different classifiers and shows its effectiveness in categorizing malwares. The relevant code and database can be found at <https://github.com/cyberhunters/Malware-Detection-Using-Machine-Learning>.

Keywords: Malware analysis; BIG-2015; CNN; SVM; Deep Learning; Polymorphism; Classification; Hybrid Feature Space

1. Introduction

Malware can be considered as any software that is intentionally designed for the purpose of damaging a computer, server or any network [1]. Early day malwares were not encrypted using complex cipher algorithms and thus were easily detected and classified by cross-matching some piece of code. However, with the recent concepts of polymorphism and metamorphism like obfuscation, malware classification becomes a challenging and tedious task. Polymorphic malware exploits an encryption algorithm, which encrypts the code each time it iterates, while the encryption key remains constant which makes it easier to detect [2]. In comparison, Metamorphic malware which not only encrypts the code each time it iterates but, also change its encryption key, which makes it hard to detect [3]. It is observed that the total number of instances per day is growing drastically over the years and thus manual inspection of malware analysis is considered ineffective. One of the main reasons for the generation of high volume of malware samples is the extensive use of obfuscation techniques by malware developers, which means that malicious files from the same malware family (i.e. similar code and common origin) are constantly modified and/or obfuscated. Therefore, a generalized Machine Learning based malware analysis is considered an effective solution, and thus can perform well on unseen samples. However, during training static [4] and dynamic [5] analysis are used for malware detection and classification. Static methods usually examine the code (assembly or machine) of the malware without its execution [6]. Whereas, in dynamic methods, the behavior of malware is monitored during its execution phase [7]. Both types of analysis have their own drawbacks. For example, in dynamic analysis, the susceptibility in the code cannot be dug out at the exact location, while static techniques do this job very well. On the other hand, advantage of static analysis is that it can detect malware before its execution. Dynamic techniques allow us to regain control of infected systems, which is not possible in static analysis. In malware analysis, classification of malware is important because categorizing various kinds of malware is important to know that how they can contaminate personal computers, the risk level they pose and how to defend them. In the case, a malware is detected, it is assigned to the most appropriate malware family through a classification mechanism. There are numerous ways for detecting malware in the wild however, detecting a zero-day malware is still a challenging task.

In literature, different malware classification techniques are reported. In Pascanu et al. [8] approach, Recurrent Neural Network and Echo State Network are used as feature extractor. Classifier finally detects the malicious malware. In Milosevic's work clustering and classification based approach is used, whereby good results in terms of precision and recall rate are achieved [9]. In order to protect the computer user against automatically generated malware, Dahl et al. [10] proposed an interesting malware classification technique. In Dahl's technique random projection technique is used to reduce the dimensionality of the input data. Finally, an ensemble of neural networks is trained, which reduced the error rate up to 0.42% . Kinable et al. [11] proposed a cal graph based clustering technique in order to detect real malware instances. In their

method, analyzers extract various characteristics from the program syntax and semantics such as operation codes and function call graph from the disassembled code, or string signatures and byte code n-grams from the hexa code, or different structural characteristics from the PE header, such as dependencies between APIs and DLLs[12]. Some other works [13] also explored the analysis of metadata such as the number of bitmaps, the size of import and export address tables beside the PE header's content. Cakir et al. [14] used only the assembly code and reported the log loss in the range of 0.06 to 0.03 on BIG 2015 by excluding the 5th class. They used Word2vec [15] for feature representation and gradient boosting machine. On the other hand, Microsoft research group [16] presented a neural network based approach for malware analysis. During detection phase, function calls and call graph based features are considered as important features, which resulted in detection accuracy of more than 90%. Cesare et al. [17] tried to solve the problem for malware encryption. Nowadays, most of the malware are using encryption or other obfuscation techniques. For malware, two different approaches are used to solve the encryption problem. The first approach is to decrypt or decode the malware binary. Second is to calculate entropy, which increases as compression ratio increases. This change in entropy can result in detection or classification of malware binary. Schultz et al. [18] used DLL function, system calls, special characters as features for malware classification. These features were extracted from byte file as strings.

There are many static as well as dynamic analysis based classification techniques that have been reported for development of efficient malware classification system [19]–[28]. Amose et al. [19] evaluated the performance of different machine learning classifiers on android based dynamic malware detection. Similarly, Anderson et al. [20] also used dynamic analysis for malware detection. Anderson's approach is a graph based malware detection technique, which is tested on different malware classification related problems. Petsas et al. [22] presented different analysis techniques. In Petsas's technique information related to sensors, complexities related to virtual machine, and static properties are used for detecting android malware. Schmidt et al. [23] performed static analysis by extracting function calls in android environment. Then, lists of function calls and malware executables are compared and then classification is performed .

Malware classification based on deep learning are also reported in literature. Kalash et al. [25] used CNN for malware detection. In Kalash's technique, Maling and Microsoft dataset are used to check the effectiveness of their method. First binary files of malwares are converted into image form, whereby grayscale images are provided as input to CNN. Their technique achieved an accuracy of 99.17 and 98.52 on Microsoft and Maling datasets respectively. In order to detect the zero day malware attacks, Kims et al. [26] proposed an adversarial learning based detection system. In Kims's technique fake malwares are generated using Generative Adversarial Networks (GANs) [30]. Before the training of GAN, deep autoencoder learns the generic features from data and then the knowledge is transferred to GAN in order to gain stability within the trained network. Similarly, another deep learning based malware generation and detection scheme is

reported by David et al. [27] . In David's technique, invariant and compact representation of malware is learned using deep belief network in combination with stacked denoising autoencoders.

In this work, a hybrid approach is used for detecting different malware families within BIG 2015 dataset [28]. BIG 2015 dataset has become the benchmark for malware analysis and different techniques are exploited on this dataset. Lee et al. [29] proposed instruction to the vector representation of assembly code and text-CNN for classification of malware. Lee's approach can detect the intrusion without execution of virus and thus not doing any harm to the system. They created their own dataset using Juliet. Similarly, Temesguen Kebede et al. [31] use only byte file of viruses. They first convert them to images and train different autoencoders for the purpose of pretraining. Pretrained encoders are then concatenated with the softmax layer and fine-tuning is performed. The reported accuracy was 99.15% on the BIG 2015 dataset, but they had excluded the 5th malware family. In another malware detection approach, Ahmadi et al. [32] used both asm and byte files and reported an accuracy of 98.76% and log loss of 0.0094 on BIG 2015. Drew et al. [33] also used BIG 2015 and reported an accuracy of 98%. Their goal is to show how gene sequence classifier can be used for malware classification and how fast it works as compared to other hybrid techniques. Family classification is another important part in BIG15 dataset, because distinguishing between malware families is essential for a better understanding of how they can infect computer and devices, the threat level they pose, and how to protect against them. Different machine learning techniques have been used so far for malware family classification. Some use opcodes or instructions of assembly code to predict representative classes and some make images of machine language code to classify given malware, while other use hybrid approaches. In the proposed DLMD technique, first a, hybrid dataset is generated using deep learning based feature extraction and wrapper based feature selection technique. Diverse hybrid feature space is information rich because, in propose DLMD work information extracted from multiple feature spaces brings diversity within the hybrid feature representation, and helps to classifies different malware families. BIG 2015 dataset is used for evaluating the performance of the proposed DLMD hybrid malware classification based approach.

Key features of our approach are:

- SVM is used to select informative feature space from the ASM file.
- CNN autoencoder is used for feature extraction from the byte file.
- Hybrid feature space is generated from extracted and selected feature spaces, which helps in overcoming the deficiencies associated with different feature spaces.
- Final classification of malware families using an ANN.

2. Proposed DLMD technique for malware classification

The proposed DLMD technique detects different malware families provided in BIG15 malware detection related dataset. The dataset contains both byte and asm files against nine different

malware families. Therefore, the proposed DLMD methodology used both byte and asm files of the dataset for feature engineering. First, two deep CNNs are used to extract features from byte file. Whereas, wrapper based feature selection technique is applied on asm file for the purpose of selecting informative features[34]. After that, hybrid dataset is created by combining all the selected and extracted features. In the end, hybrid feature space is used to train the Multilayer perceptron, which finally classifies the nine different malware families. Block diagram of the proposed DLMD technique is shown in Figure 1.

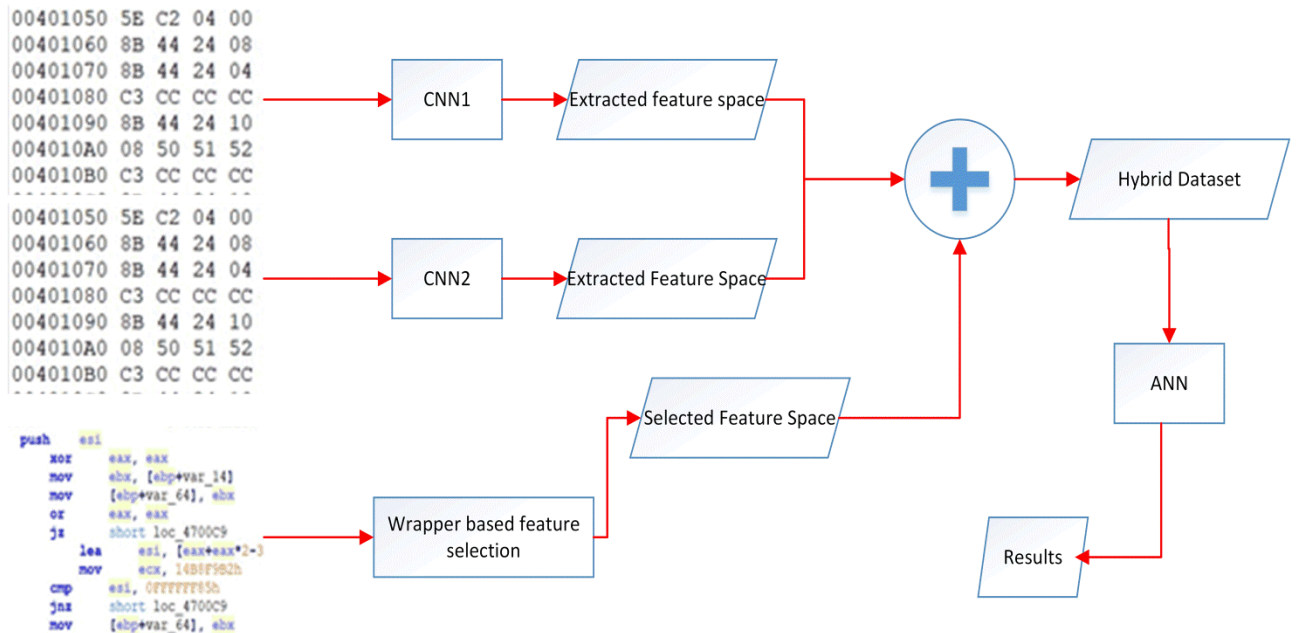


Figure 1 Proposed DLMD technique

2.1. Background related to Deep learning model used in DLMD technique

In proposed DLMD technique different deep learning models are used to improve the input feature representation. Details related to these models are discussed in below mentioned subsections

2.1.1. CNN

CNN a special type of ANN, which works on the principle of local connectivity. Hence, they can exploit local correlation by ensuring local connectivity between neurons of adjacent layers. Convolutional layers are the building block of CNN. During training, kernel having fixed height and width is convolved through the whole matrix of input and output matrix is generated. During training, kernels are evolved automatically through backpropagation algorithm. Hence, the output is the results of the convolved kernel at each position in the input matrix. Following are the major steps of any generic CNN architecture[35][36]:

- 1) Convolve learnable filters on the input matrix.
- 2) Apply pooling and activation on the resulted values.
- 3) Apply standard ANN to the features resulted by step 2.

Pooling is another important layer within CNN architecture. Pooling layers within CNN introduces nonlinear downsampling. Different versions of pooling layer include min, max, and average. Maximum pooling is used widely due to its reduced computation and translation invariance property. After stacking of multiple convolutional and pooling layers, the fully connected layer is used at the end. This layer maps the features that are extracted from the multiple convolution and pooling layers to the output. This also adds the functionality of the multilayer perceptron in the CNN, but it does not work directly on the input, but on the features that are extracted by applying kernels on the input.

2.1.2. Autoencoder

Autoencoder is an ANN used to learn a representation of data. It is mostly used for dimensionality reduction. They can learn low-level representations of the data and their projection back to the original data. Three main components of autoencoder are:

- 1) Encoding Architecture that is used to reduce the dimensionality of input data mostly in a series of layers with nodes decreasing.
- 2) Low-Level Representation of data after it is passed through the encoding architecture
- 3) Decoding architecture that has a series of layers with a mostly increasing number of layers that results in the projection of data back to original form from low-level representation

In order to bring generalization during the training of autoencoder, L1 and L2 weight regularization terms are added within the loss function. Regularization is a basic principle of machine learning. Its purpose is to stop the model from being overfitted. It is applied in the minimization of the cost function. In L1 regularization sum of weights are added to the cost so that they are to be minimized. Hence, it produces very sparse matrices containing many zeros. Whereas, in L2 regularization sum of the square of weights are added to the cost function. L2 regularization is also used in the cost function to avoid overfitting.

2.2. Dataset

The dataset used in proposed DLMD technique is BIG 2015 published by Microsoft on the Kaggle platform for competition purpose. Now, this data has become a benchmark for researchers and cited in more than 50 papers[28]. The dataset is comprised of 0.5 terabytes, containing 10868 samples for training and 10873 for testing. Up till now labels are not provided against the test sample, so only train data is used for this research. The dataset consists of 9 malware families whereas frequency distribution of different families are shown graphically and in tabular form in Figure 2 and Table 1

respectively . Figure shows a high imbalance between classes in the malware dataset. The class that is most abundant is Kelihos_ver3 with approximately five thousand samples where Simda class has the least samples of nearly forty.

Description related to different malware families is discussed below:

- **Ramnit:** It steals user credentials such as password credit card information and halts security software.
- **Lollipop:** It is an adware that shows ads on the browser, it also allows a hacker to monitor user traffic.
- **Kelihos_ver1 and Kelihos_ver3:** These are the types of Trojan, that can fully control user pc and spread by sending spam email from user pc to others.
- **Vundo:** It could be responsible for pop-up ads and installing other malicious content.
- **Simda:** These type of malware snatch the passwords from user pc and create a backdoor for hackers.
- **Traceur:** Using this malware attack, Author generates revenue by showing bogus advisement on search engines.
- **Obfuscator.ACY:** These are considered as obfuscated malwares and their purpose could be any of the above-mentioned malwares.
- **Gatak:** This is also a type of Trojan which seems to be legitimate but infects a computer with its malicious code.

In BIG 2015 dataset, against each malware, two files are provided one is byte file and the other one is assembly code (.asm file). Description of both files is discussed below.

Table 1 Number of samples in BIG15 dataset

Class	Frequency
Ramnit	863
Lollipop	1395
Kelihos_ver3	1656
Vundo	268
Simda	25
Tracur	424
Kelihos_ver1	225
Obfuscator.ACY	692
Gatak	571

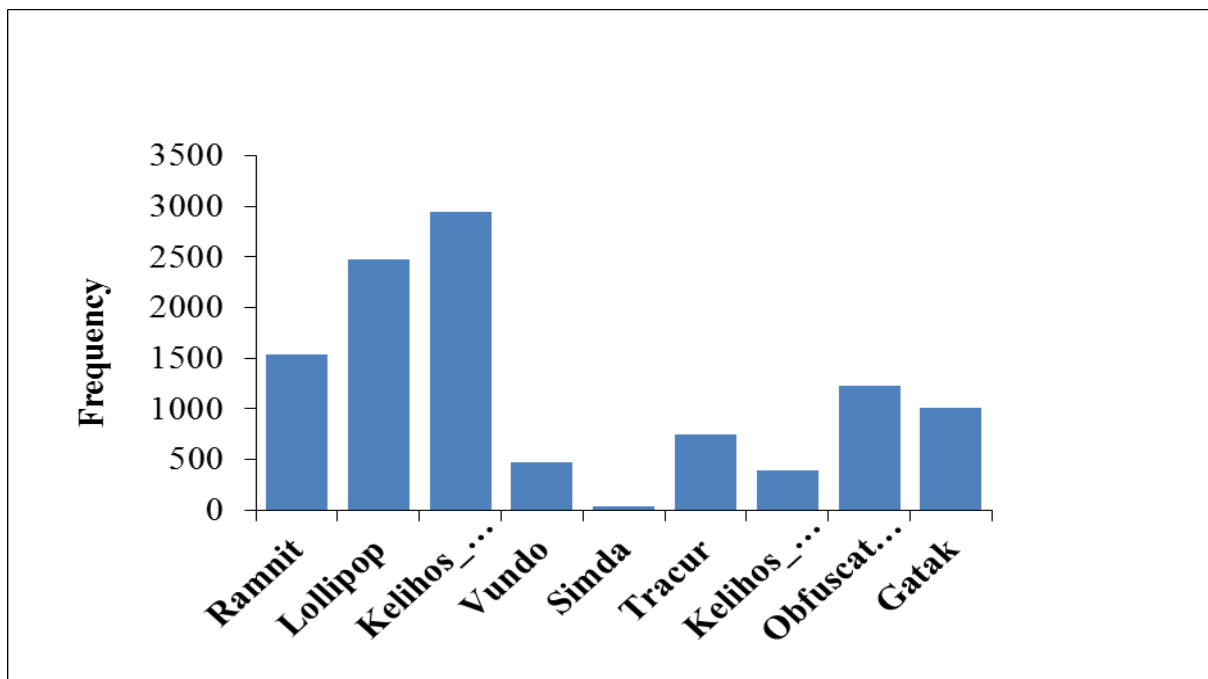


Figure 2 Frequency of malware classes

2.2.1. ASM file

ASM files contain the information extracted by the IDA disassembler tool. This file contains the information of function calls and variable allocation. Major sections of an ASM file are comprised of bss and text section. However, other sections having information related to secondary functions may also be present. Data section and text section are used to initialize constants and the actual code of the program respectively whereas; bss section is only for uninitialized data or runtime data variables. Asm files are basically the assembly code of the malwares. A sample of the ASM file is shown in Figure 3. These files usually contain a different number of sections, and the existence of these portions depend upon the type of malware like obfuscated virus sections will be different from ramnit malware. Some of the basic sections and their purpose are mentioned below:

- .text: This section contains the actual code of the malware.
- .data: This section contains the initialized variables or data.
- .rdata: Read-only data or constants that are not allowed to change during the running of the program are placed here.
- .bss: This section contains uninitialized variables, that can be used during execution.
- .idata: It contains the information about the directories or the program that code will import during execution
- .edata: It contains information about the data that malware will export during execution.
- .rsrc: It contains actual resources of the program. Similarly, text section has the assembly instructions shown in Figure 3.


```

.text:00402078 50          push     eax
.text:00402079 8D 44 24 20    lea     eax, [esp+2Ch+var_C]
.text:0040207D 64 A3 00 00 00    mov     large fs:0, eax
.text:00402083 33 C0          xor     eax, eax
.text:00402085 6A 05          push    5 ; MaxCount
.text:00402087 68 40 BB 42 00    push   offset a9gw0p ; "9gw0p"
.text:0040208C 8D 4C 24 0C    lea     ecx, [esp+34h+var_28]
.text:00402090 89 44 24 30    mov     [esp+34h+var_4], eax
.text:00402094 C7 44 24 24 0F 00 00 00    mov     [esp+34h+var_10], 0Fh
.text:0040209C 89 44 24 20    mov     [esp+34h+var_14], eax
.text:004020A0 8B 44 24 10    mov     byte ptr [esp+34h+var_24], al
.text:004020A4 E8 B5 C6 03 00    call   sub_43E75E
.text:004020A9 83 7C 24 1C 10    cmp     [esp+2Ch+var_10], 10h
.text:004020AE 72 0D          jb     short loc_4020BD
.text:004020B0 8B 44 24 08    mov     eax, [esp+2Ch+var_24]

```

Figure 3 Assembly code of ASM file

2.2.2. Byte file

Byte files are the hexadecimal representation of the portable executable (PE) of the malware. It contains information related to byte sequence of data, and represented in two hexa bytes. Whereas, addresses representing offset of the data. PE file is stored in hexa bytes. The IDA disassembler tool can convert any portable executable file into byte file. These byte files are the direct mapping of assembly instructions that are present in the asm file.

The first file is the Byte file. Therefore, if we read two hexadecimal as a single decimal we will get values from zero to 255. As the whole file will read as values ranging from zero to 255. This




Figure 4 Image representation of byte file

is similar to image formation. As in byte file, we do not have any other tag than the data so we can represent a malware with the 2-D grayscale image mapped from the executable byte file. After making images of all the training data we can resize to a standard size. One plus point of the resizing is that it retains the global structure of the images that will help us later in classifying the image file.

2.2.3. Division of Dataset

For checking performance of proposed DLMD technique, the whole data is divided in stratified manner across training, validation and test data. Out of total data (D), 25% is reserved as test data (D_{TEST}). Whereas, out of remaining 75% of D (D_T), 25% of D_T (D_{VAL}) is reserved as validation data. Similarly, 75% D_T (D_{TRAIN}) is used during the training of proposed DLMD technique. During training, the proposed DLMD technique is trained on training set (D_{TRAIN}) and parameters are optimized on the basis of performance of trained network on validation data (D_{VAL}), after selecting the parameters of proposed DLMD technique performance is checked on test data (D_{TEST}). Division of BIG 15 dataset is shown in Figure 5.

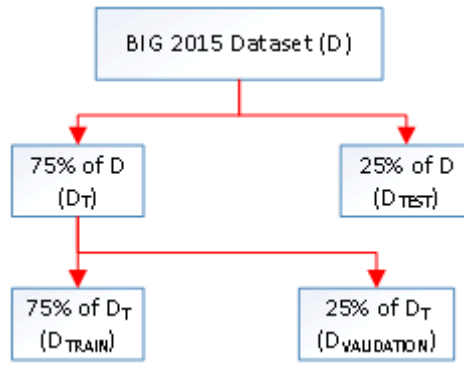


Figure 5 Distribution of data

2.3. Hybrid feature representation using deep learning and Wrapper based feature selection

In the proposed DLMD technique, hybrid dataset is generated by concatenating the feature space that is extracted by passing original feature space through two different CNN models with feature space that is selected using wrapper based feature selection technique. At the end hybrid feature space is provided as input to MLP. The details related to selection and extraction techniques are discussed in below mentioned sections.

2.3.1. Feature Extraction using CNN

In the proposed DMDL technique, feature extraction is performed by using the CNN architectures that trained in two different ways. For one type of feature extraction, Convolutional layers of CNN are used to learn the distinct representation of malware to improve the performance of the proposed DMDL classification model. Therefore, in this regard a 5 layers deep CNN was trained from scratch on image representation (byte file) of 9 different classes of malwares. During the training phase, the best model state was saved on which log loss is minimized on the validation data set. All the dataset (train, validation, and test) passes through that saved model to get 9 probabilities (nine extracted features) against each malware. Architecture of CNN that is designed to extract the feature space using five layered CNN model is shown in Figure 6

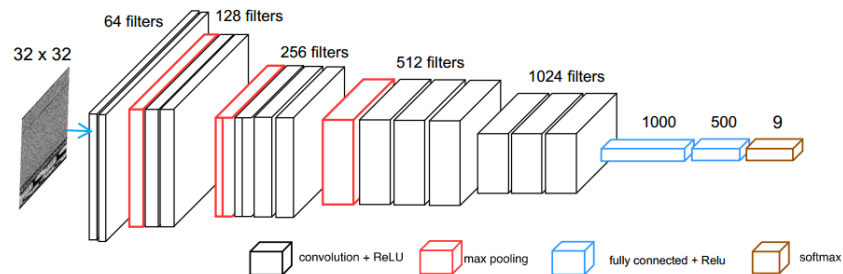


Figure 6 Five layered CNN architecture

Second type of feature extraction is also performed by using CNN, in such way that convolutional layer of CNN are trained using convolutional autoencoders. In this regard, initially, two convolutional autoencoders (CAE) are trained on original byte files. Whereas, input to the second autoencoder is the original encoded data by the first encoder. In a second phase, pretrained encoding layers of CAE are used as convolution layers of a CNN with the addition of two fully connected layers for fine-tuning purpose as explained in Figure 7. During the fine-tuning best model state is saved on which log loss is minimum for validation data. After training, all the dataset (train, validation, and test) passes through the best model to get 9 probabilities against each malware sample as features.

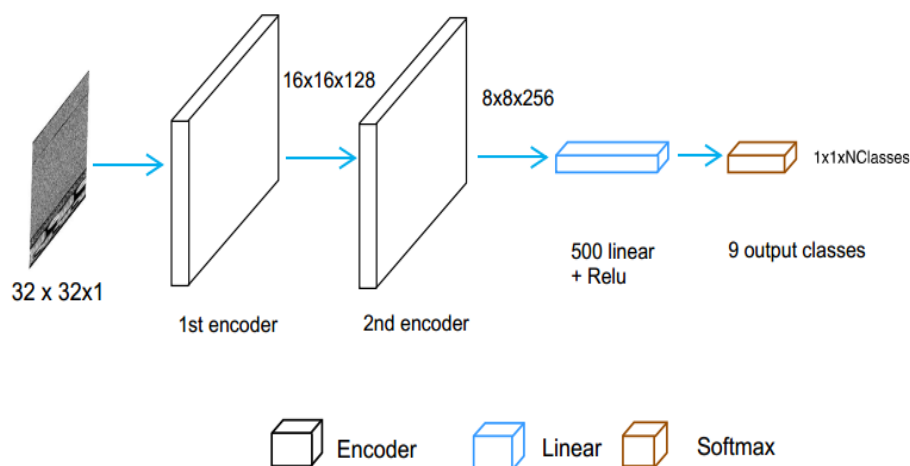


Figure 7 Architecture of Feature extraction with pretrained layers

2.3.2. Wrapper based Feature selection

In proposed DLMD methodology, features are selected using wrapper based techniques in which SVM with RBF kernel is used as a classifier for selecting important opcodes from ASM file. For feature selection, both forward and backward selection approaches are used. It starts with 10 features and does increment of 10 (forward selection), after each optimization of SVM, it is noted that once features reach to 120, SVM performance started to degrade, so decrement of 1 (backward selection) is done for better results. In proposed DLMD technique, 116 features are selected using wrapper based feature selection technique. Feature selection using wrapper based technique is shown in Figure 8.

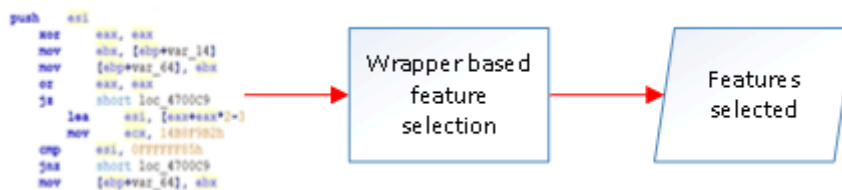


Figure 8 Wrapper based feature selection technique

2.4. Classification of malware families on the hybrid dataset using MLP

After feature selection and extraction, the hybrid dataset is generated by concatenating nine features extracted through two different CNN based feature extractors (total 18 features) with 116 selected opcodes (selected using wrapper based technique). After that parameters of a multi perceptron is optimized on the normalized hybrid dataset

3. Implementation Details

All experimental work and simulations related to the proposed work was performed on the Desktop computer having 61.1 GiB memory, Intel Core i7-6700 CPU@ 3.40GHzx8, GeForce GTX 1070/PCIe/SSE2 and disk memory 919.9 GB; The Operating system used was Ubuntu 16.04 LTS. The major framework used for the project is Anaconda and for deep learning is Pytorch.

3.1. Parameter setting of proposed DLMD technique

In the proposed DLMD technique, two different types of CNN are used as feature extractors. Therefore, in this regard a 5 layers deep CNN was trained from scratch on image representation (byte file) of 9 different classes of malware. During the training phase, the best model state was saved on which log loss is minimum on the validation dataset. The parameters that are optimized during training are shown in Table 2. Whereas, details related to the architecture of CNN are discussed in Table 3.

Second type of feature extractor used in the proposed DLMD work is CNN whose layers are based on CAE. The parameters that are selected during optimization are shown in Table 4. The architecture of both autoencoders and CNN with pretrained CAE layers are shown below in Table 5, Table 6, and Table 7.

Table 2 Parameters of CNN

Parameters	value
layers	5
epochs	30
Batch size	20
Learning rate	0.001

Table 3 Architecture of CNN

Layers	Kernal_size	Filters	Input	Output
1 st 2D conv	3x3	64	32x32x1	32x32x64
LeakyRelu			32x32x64	32x32x64
Maxpool2D	2x2		32x32x64	16x16x64
Batch_norm			16x16x64	16x16x64
2 nd 2D conv	3x3	128	16x16x64	16x16x128
LeakyRelu			16x16x128	16x16x128
Maxpool2D	2x2		16x16x128	8x8x128
Batch_norm			8x8x128	8x8x128
3 rd 2D conv	3x3	256	8x8x128	8x8x256
LeakyRelu			8x8x256	8x8x256
Maxpool2D	2x2		8x8x256	4x4x256
Batch_norm			4x4x256	4x4x256
4 th 2D conv	3x3	512	4x4x256	4x4x512
LeakyRelu			4x4x512	4x4x512
Maxpool2D	2x2		4x4x512	2x2x512
Batch_norm			2x2x512	2x2x512
5 TH 2D conv	3x3	1024	2x2x512	2x2x1024
LeakyRelu			2x2x1024	2x2x1024
Batch_norm			2x2x1024	2x2x1024
1 st Linear layer			2x2x1024	1000
LeakyRelu			1000	1000
2 nd Linear layer			1000	500
LeakyRelu			500	500
3 rd Linear layer			500	9
Softmax			9	9

Table 4 Parameters of convolutional autoencoder

Parameters	value
Weight decay	0.00001
epochs	100
Batch size	20
Learning rate	0.001

Table 5 Architecture of 1st autoencoder

	Layers	Kernal_size	Filters	Stride	Padding	Input	Output
Encoding layer	2D conv	3x3	128	1	1	32x32x1	32x32x128
	Relu					32x32x128	32x32x128
	Maxpool2D	2x2		2		32x32x128	16x16x128
Decoding layer	ConvTranpose	2x2	1	2		16x16x128	32x32x1
	Relu					32x32x1	32x32x1

Table 6 Architecture of 2nd CNN

	Layers	Kernal_size	Filters	Stride	Padding	Input	Output
Encoding layer	2D conv	3x3	128	1	1	16x16x128	16x16x256
	Relu					16x16x256	16x16x256
	Maxpool2D	2x2		2		16x16x256	8x8x256
Decoding layer	ConvTranpose	2x2	128	2		8x8x256	16x16x128
	Relu					16x16x128	16x16x128

Table 7 Architecture of CNN with pretrained layers

Layers	Input	Output
1 st encoder layer	32x32x1	16x16x128
2 nd encoder layer	16x16x128	8x8x256
Linear layer	8x8x256	500
Relu	500	500
Linear layer	500	9
Softmax	9	9

4. Performance Evaluation Measures

In the proposed DLMD technique, log loss is used as an as an evaluation measure. Log loss is the cross-entropy between correct labels and predicted labels. The exact formula for the log loss evaluation has been shown in equation 1.

$$Logloss = -\frac{1}{N} \sum_{i=1}^N \sum_{j=1}^M y_{ij} \log(\rho_{ij}) \quad (1)$$

Here, N is the number of samples and M is the number of classes. y represents the true label of the class and ρ is the probability of the given sample. Log that is mentioned in the above formula is Natural Logarithm.

Accuracy is another evaluation measure used for evaluating the performance of proposed DLMD technique. Mathematically accuracy can be defined as below:

$$\frac{TP+TN}{TP+FP+TN+FN} \quad (2)$$

In the above equation TP and TN are the number of positive and negative samples, respectively which are correctly classified by the classifiers. Whereas, FP and FN are the number of positive and negative samples, respectively, which are misclassified by the classifiers.

5. Results

In the proposed DLMD technique, SVM is used as feature selector and simple CNN and CNN autoencoder both are used as a feature extractor. Afterward, MLP is used as a classifier.

5.1. Comparative Evaluation of the Baseline models on Image dataset on Test Set Using Ten Independent Runs.

Before checking the performance of proposed DLMD technique, performance is checked on simple baseline classifiers. Table 8 shows mean log loss score for 10 independent runs for SVM, simple multi-layer perceptron and CNN along with the parameters which are optimized during training. Table 8. depicts that CNN is performing better with less standard deviation which means that image like features better represents that feature space of malware. Performance obtained through baseline classifiers shows that better results can be achieved from CNN due to its nature of learning localized image structure.

Table 8 Baeline classifiers

Model	Parameters	Mean log loss	Std
SVM (Linear)	C=1	0.8948	0.0122
SVM (RBF)	C=10, gamma=0.1	0.1882	0.0069
MLP	3 Layer MLP (1000,500,100)	0.2828	0.0087
CNN	Conv 3, Pool 3, Linear 2	0.1514	0.006

5.2. Performance of Proposed DLMD technique

Secondly, we applied our proposed DLMD technique on the hybrid dataset. This resulted in less class biasness as shown in the confusion matrix and decreased log loss. SVM and CNN resulted in better feature selector and extractor respectively. Table 9 shows the performance of proposed DLMD technique in terms of Log loss and accuracy against ten independent runs.

Table 9 Performance of proposed DLMD technique

Sr.	Log loss	Accuracy
1	0.0951	97.6014
2	0.0964	97.4907
3	0.0951	97.6014
4	0.0972	97.4538
5	0.0959	97.5645
6	0.0954	97.6383
7	0.0971	97.4538
8	0.0957	97.5645
9	0.0954	97.5276
10	0.0962	97.6383
	0.0961±0.0008	97.5535±0.0008

Confusion matrix for the above-applied approach is as below. It can be clearly seen that it is not biased toward most of the classes as seen in the case of SVM where most of the misclassified samples were assigned to first class.

Table 10 Confusion matrix

	C1	C2	C3	C4	C5	C6	C7	C8	C9
C1	367	1	0	3	0	4	0	7	1
C2	0	610	2	1	0	2	1	3	0
C3	0	1	734	0	0	0	0	0	0
C4	0	0	0	116	0	1	0	1	0
C5	0	1	0	0	9	0	0	0	0
C6	2	2	0	0	1	174	0	6	2
C7	0	0	1	0	0	0	97	0	1
C8	9	5	0	3	0	2	0	284	3
C9	0	1	0	0	0	0	1	1	250

The experiment result shows that our proposed approach achieved lower log loss with good confusion matrix as compared with other base-line classifier and selected feature space is more effective and helpful for classification of malware families.

5.3.Comparison of the Proposed method with Existing Techniques and our baseline models

During experiment, 25% of total data is reserved as test data for checking the performance of proposed DLMD technique with commonly used baseline classifiers. However, for checking the performance comparison of proposed DLMD technique with Drew's technique [33] 10% of total data is used as test data, because in Drew's work 10% of data is reserved as test data.

Table 11 shows the performance comparison of proposed DLMD (with different ratio of test data) with SVM, MLP, CNN, and Drew's technique in terms of mean log loss against ten independent runs. Results clearly show that proposed DLMD technique is good in terms of mean log loss, also standard deviation against ten independent runs is very low in comparison to other classifiers. Low value of log loss shows that

proposed technique is stable and reliable. As proposed technique is ensemble based hybrid approach which concatenated the automatically generated feature space generated through different architecture of CNN along with informative features selected through wrapper based feature selection technique. Hybrid feature space (which contain diverse information) helps to improved the performance of proposed DLMD technique in comparison when only original feature space is provided as input to multiple classifiers.

Figure 9 shows the comparison of Proposed DLMD technique with other commonly used classifiers and Drew’s technique [33]. This figure clearly depict that hybrid feature space generated after feature selection and extraction phase, helps to improve to the performance of overall malware classification system. Also, mean log loss of proposed DLMD technique is low when 10% of data is reserved as test data in comparison when 25% of data is reserved as test data. Comparison of proposed technique with Drew’s technique shows that proposed technique is more stable and reliable.

Table 11 Performance comparison of proposed DLMD technique with other techniques

Model	Mean log loss
Linear-SVM(25%test data)	0.8948±0.0122
RBF-SVM (25%test data)	0.1882±0.0069
MLP(25% test data)	0.2828±0.0087
CNN(25% test data)	0.1514±0.006
DLMD(25% test data)	0.0961±0.0008
DLMD(10% test data)	0.0378±0.0007
Drew’s technique [33] (10% test data)	0.0479

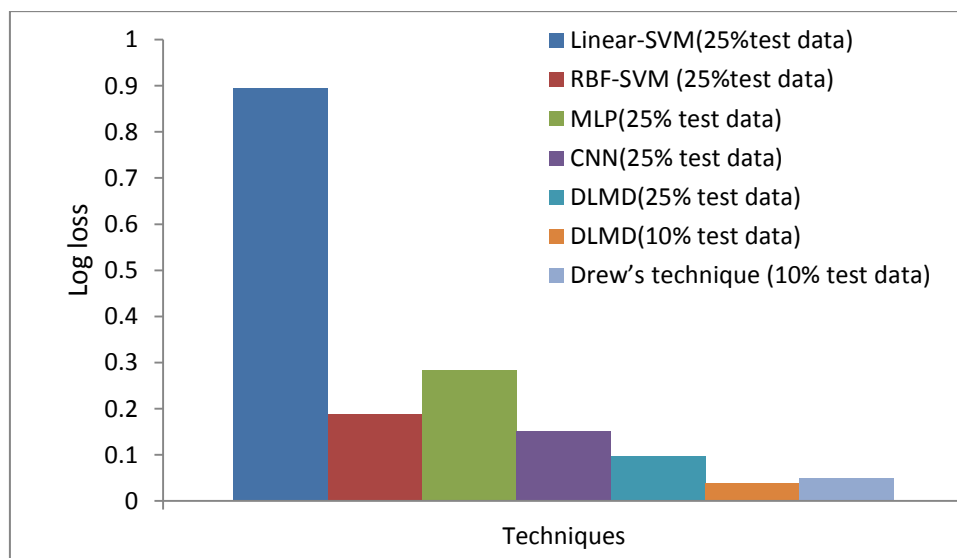


Figure 9 Comparison of proposed DLMD technique with other techniques

6. Conclusion

In the proposed DLMD technique, byte and ASM file are utilized for generation of a hybrid dataset for developing effective malware classification system. ASM files were used just for obtaining the count of the

opcodes or words present in the assemble source file. This approach is platform dependent but uses simple features as opcode count that are easy to extract. Deep CNN is used as a feature extractor whereas wrapper based feature selection technique is used as a feature selector for the formation of hybrid dataset. In the end, the performance of hybrid dataset is evaluated on commonly used classifiers. The reason for this reduced loss is that extracted and selected feature space from byte and ASM files provides diversity. The shortcomings of extracted feature space is overcomed by selected feature space, which resulted in better feature representation for ANN to classify the malware. In future, idea of hybrid feature space generated using proposed DLMD technique will help researchers to develop efficient Malware detection system that is capable to detect new attacks.

ACKNOWLEDGMENT

We acknowledge Pakistan Institute of Engineering and Applied Sciences for the healthy research environment which led to research work presented in this paper.

Conflict of Interest:

The authors declare that they have no conflict of interest.

References

- [1] P. Infectious, C. V. Screen-locking, R. Backdoors, and E. Vulnerability, “Malware Infectious malware.”
- [2] T. Harmonen, “Identifying polymorphic malware.” Google Patents, 25-Mar-2014.
- [3] Q. Zhang and D. S. Reeves, “Metaaware: Identifying metamorphic malware,” in *Twenty-Third Annual Computer Security Applications Conference (ACSAC 2007)*, 2007, pp. 411–420.
- [4] H. Kang, J. W. Jang, A. Mohaisen, and H. K. Kim, “Detecting and classifying android malware using static analysis along with creator information,” *Int. J. Distrib. Sens. Networks*, vol. 2015, 2015.
- [5] A. Al-Dujaili, A. Huang, E. Hemberg, and U. M. O’Reilly, “Adversarial deep learning for robust detection of binary encoded malware,” *Proc. - 2018 IEEE Symp. Secur. Priv. Work. SPW 2018*, pp. 76–82, 2018.
- [6] A. Moser, C. Kruegel, and E. Kirda, “Limits of static analysis for malware detection,” in *Twenty-Third Annual Computer Security Applications Conference (ACSAC 2007)*, 2007, pp. 421–430.
- [7] M. Egele, T. Scholte, E. Kirda, and C. Kruegel, “A survey on automated dynamic malware-analysis techniques and tools,” *ACM Comput. Surv.*, vol. 44, no. 2, p. 6, 2012.
- [8] R. Pascanu, J. W. Stokes, H. Sanossian, M. Marinescu, and A. Thomas, “Malware classification with recurrent networks,” *ICASSP, IEEE Int. Conf. Acoust. Speech Signal Process. - Proc.*, vol. 2015-Augus, pp. 1916–1920, 2015.

- [9] N. Milosevic, A. Dehghantanha, and K. K. R. Choo, "Machine learning aided Android malware classification," *Comput. Electr. Eng.*, vol. 61, pp. 266–274, 2017.
- [10] G. E. Dahl, J. W. Stokes, L. Deng, and D. Yu, "Large-scale malware classification using random projections and neural networks," *ICASSP, IEEE Int. Conf. Acoust. Speech Signal Process. - Proc.*, pp. 3422–3426, 2013.
- [11] J. Kinable and O. Kostakis, "Malware classification based on call graph clustering," *J. Comput. Virol.*, vol. 7, no. 4, pp. 233–245, 2011.
- [12] E. Gandotra, D. Bansal, and S. Sofat, "Malware Analysis and Classification," no. April, pp. 56–64, 2014.
- [13] M. Z. Shafiq, S. M. Tabish, F. Mirza, and M. Farooq, "PE-Miner : Mining Structural Information to Detect Malicious Executables in Realtime Agenda Introduction to Domain Problem Definition Proposed Solution," 2009.
- [14] B. Cakir and E. Dogdu, "Malware classification using deep learning methods," pp. 1–5, 2018.
- [15] T. Mikolov, K. Chen, G. Corrado, and J. Dean, "Efficient Estimation of Word Representations in Vector Space," pp. 1–12, 2013.
- [16] G. E. Dahl, J. W. Stokes, L. Deng, and D. Yu, "Large-scale malware classification using random projections and neural networks," in *ICASSP, IEEE International Conference on Acoustics, Speech and Signal Processing - Proceedings*, 2013.
- [17] S. Cesare and Y. Xiang, "Classification of malware using structured control flow," *Conf. Res. Pract. Inf. Technol. Ser.*, 2010.
- [18] M. G. Schultz, E. Eskin, F. Zadok, and S. J. Stolfo, "Data mining methods for detection of new malicious executables," 2002.
- [19] B. Amos, H. Turner, and J. White, "Applying machine learning classifiers to dynamic android malware detection at scale," *2013 9th Int. Wirel. Commun. Mob. Comput. Conf. IWCMC 2013*, pp. 1666–1671, 2013.
- [20] B. Anderson, D. Quist, J. Neil, C. Storlie, and T. Lane, "Graph-based malware detection using dynamic analysis," *J. Comput. Virol.*, vol. 7, no. 4, pp. 247–258, 2011.
- [21] A. Saeed and Q. Asifullah, "Intrusion detection using deep sparse auto-encoder and self-taught learning," *Neural Comput. Appl.*, vol. 6, 2019.
- [22] T. Petsas, G. Voyatzis, E. Athanasopoulos, M. Polychronakis, and S. Ioannidis, "Rage Against the Virtual Machine: Hindering Dynamic Analysis of Android Malware," *Proc. Seventh Eur. Work. Syst.*

Secur., pp. 5:1--5:6, 2014.

- [23] A. D. Schmidt *et al.*, “Static analysis of executables for collaborative malware detection on android,” *IEEE Int. Conf. Commun.*, pp. 0–4, 2009.
- [24] N. Chouhan, A. Khan, and H. Khan, “Network anomaly detection using channel boosted and residual learning based deep convolutional neural network,” *Appl. Soft Comput. J.*, vol. 83, p. 105612, 2019.
- [25] M. Kalash, M. Rochan, N. Mohammed, N. D. B. Bruce, Y. Wang, and F. Iqbal, “Malware Classification with Deep Convolutional Neural Networks,” in *2018 9th IFIP International Conference on New Technologies, Mobility and Security, NTMS 2018 - Proceedings*, 2018, vol. 2018-Janua, pp. 1–5.
- [26] J. Y. Kim, S. J. Bu, and S. B. Cho, “Zero-day malware detection using transferred generative adversarial networks based on deep autoencoders,” *Inf. Sci. (Ny)*, vol. 460–461, pp. 83–102, 2018.
- [27] O. E. David and N. S. Netanyahu, “DeepSign: Deep learning for automatic malware signature generation and classification,” *Proc. Int. Jt. Conf. Neural Networks*, vol. 2015-Septe, 2015.
- [28] M. Ahmadi, D. Ulyanov, S. Semenov, M. Trofimov, and G. Giacinto, “Novel Feature Extraction, Selection and Fusion for Effective Malware Family Classification,” in *Proceedings of the Sixth ACM on Conference on Data and Application Security and Privacy - CODASPY '16*, 2016, pp. 183–194.
- [29] Y. J. Lee, S.-H. Choi, C. Kim, S.-H. Lim, and K.-W. Park, “Learning Binary Code with Deep Learning to Detect Software Weakness,” pp. 245–249, 2017.
- [30] Z. Pan, W. Yu, X. Yi, A. Khan, F. Yuan, and Y. Zheng, “Recent progress on generative adversarial networks (GANs): A survey,” *IEEE Access*, vol. 7, pp. 36322–36333, 2019.
- [31] T. M. Kebede, O. Djaneye-boundjou, B. N. Narayanan, and A. Ralescu, “Classification of Malware Programs using Autoencoders based Deep Learning Architecture and its Application to the Microsoft Malware Classification Challenge (BIG 2015) Dataset,” no. Big 2015, pp. 70–75, 2017.
- [32] M. Ahmadi and G. Giacinto, “Novel Feature Extraction , Selection and Fusion for Effective Malware Family Classification,” 2015.
- [33] J. Drew, M. Hahsler, and T. Moore, “Polymorphic malware detection using sequence classification methods and ensembles,” *EURASIP J. Inf. Secur.*, vol. 2017, no. 1, 2017.
- [34] W. Hardy, L. Chen, S. Hou, Y. Ye, and X. Li, “DL4MD: A Deep Learning Framework for Intelligent Malware Detection,” *Proc. Int. Conf. Data Min.*, pp. 61–67, 2016.
- [35] A. Khan, A. Sohail, U. Zahoora, and A. S. Qureshi, “A Survey of the Recent Architectures of Deep Convolutional Neural Networks,” *arXiv Prepr. arXiv1901.06032*, 2019.

[36] H. Habibi Aghdam and E. Jahani Heravi, *Guide to Convolutional Neural Networks*. 2017.