

# Decentralized Runtime Synthesis of Shields for Multi-Agent Systems

Dhananjay Raju, Suda Bharadwaj, Ufuk Topcu

University of Texas at Austin {draju,sudab,utopcu}@utexas.edu

**Abstract.** A *shield* is attached to a system to guarantee safety by correcting the system’s behavior at runtime. Existing methods that employ design-time synthesis of shields do not scale to multi-agent systems. Moreover, such shields are typically implemented in a centralized manner, requiring global information on the state of all agents in the system. We address these limitations through a new approach where the shields are synthesized at runtime and do not require global information. There is a shield onboard every agent, which can only modify the behavior of the corresponding agent. In this approach, which is fundamentally *decentralized*, the shield on every agent has two components: a pathfinder that corrects the behavior of the agent and an ordering mechanism that dynamically modifies the priority of the agent. The current priority determines if the shield uses the pathfinder to modify behavior of the agent. We derive an upper bound on the maximum deviation for any agent from its original behavior. We prove that the worst-case synthesis time is quadratic in the number of agents at runtime as opposed to exponential at design-time for existing methods. We test the performance of the decentralized, runtime shield synthesis approach on a collision-avoidance problem. For 50 agents in a  $50 \times 50$  grid, the synthesis at runtime requires a few seconds per agent whenever a potential collision is detected. In contrast, the centralized design-time synthesis of shields for a similar setting is intractable beyond 4 agents in a  $5 \times 5$  grid.

**Keywords:** Runtime Enforcement · Coordinated Path Planning · Multi-Agent systems · Shield Synthesis.

## 1 Introduction

Ensuring the safety of multi-agents systems is a crucial and challenging problem. We study this problem in a setting with restrictions on the communication between the agents. The agents in the system can communicate only if they are in a communication group, which depends on spatial proximity. Furthermore, each agent can share only a limited amount of information with the other agents.

Runtime enforcement is one approach for ensuring safety for multi-agent systems [1,2]. It typically monitors the behavior of the system and modifies the behavior, if it detects a potential unsafety. Shielding is an approach to runtime enforcement [3,4]. A shield is typically assumed to be aware of and be able to affect all the agents in the system instantaneously [5]. Global information on the

state of all the agents is often difficult to obtain in multi-agent systems. There has been some work in relaxing these assumptions using by *localized shields* that have awareness and authority over only the local agents in their local region. However, no genuinely *decentralized* approach in which a shield onboard each agent can modify only the corresponding agent’s behavior exists [6]. In such an approach, there would be no entity that has global information of the state space of the entire system. However, without global information of the state, guaranteeing safety is, in general, undecidable [7]. Thus, we focus on enforcing *local* safety properties. A safety property is local if it can be enforced in the entire multi-agent system by enforcing it within each communication group.

Existing methods for shielding perform synthesis at design time [3,6,5]. While it is theoretically possible to synthesize shields in a decentralized fashion at design time. It is computationally prohibitive due to the need for taking into account every possible output sequence from every agent which is computationally prohibitive. The approach we present circumvents this state space explosion by synthesizing the shields at runtime only if a potential safety violation is detected. Hence, the synthesis procedure needs to take into account only the agents currently in the communication group.

More specifically, we present a novel framework for *decentralized, runtime* synthesis of shields. The modifications to behaviors are generated onboard each agent at runtime in an order corresponding to their *priority*. The framework uses a decentralized *ordering mechanism* to dynamically the agent’s priorities to ensure that every agent can make progress along their intended behaviors. The order between any two agents is computed on the fly using flags that are local to the two agents. Moreover, these flags can be modified only by the corresponding agent. Furthermore, every agent is assured to acquire the highest priority in a provably bounded time; hence live-locks are avoided. When a potential unsafety is detected, new behaviors are synthesized for the corresponding agents. The synthesis of a new behavior is framed as a path planning problem on a graph. We assume the agent has access to the behaviors of the other agents in its communication group, which allows the agent in consideration to modify its behavior, taking into account the behavior of all other agents.

The framework we present is similar to *cooperative path planning* in multi-agent systems. In general, cooperative path planning in multi-agent systems is PSPACE-hard [8]. Much research in cooperative pathfinding problems has focused on decentralized approaches due to scalability issues. Hierarchical cooperative A\* (HCA\*) is an approach that uses fixed priorities on agents and makes a plan for an agent while respecting the plans of the agents with higher priorities [9]. However, HCA\* may require the agents to change their plan continuously and, therefore, cannot guarantee finite-time progress. Proposed approaches that achieve completeness and produce optimal paths [10,11] are either non-tractable or rely on global information. The method in [12] relaxes the reliance on global information; however, it still falls back to using it as a last resort.

The framework we present for generating safe behavior does not need global information, is decentralized, and provably scalable. This level of decentraliza-

tion, while ensuring system-level safety, is possible because the decentralized priority exchange mechanism we present ensures the absence of live-locks, detection of which requires global information.

**Contributions.** To our best knowledge, this is the first approach for synthesizing shields at runtime. We prove that this method synthesizes shields that, under mild assumptions, satisfy the following properties:

1. *Correctness*: The modified system behavior satisfies all the safety properties,
2. *Deviate minimally*: A shield must modify behavior only if necessary and
3. *Bounded*: The deviation from the original behavior must be finite. We additionally show that the maximum deviation is linear in the number of agents.

By construction, the synthesized shields do not require global information at runtime. Additionally, we prove that the worst-case synthesis time for each agent is quadratic in the number of agents.

## 2 Preliminaries

$\mathbb{B} = \{\top, \perp\}$  is the domain of Booleans. A finite (infinite) word over a set  $\Sigma$  of elements is a finite (infinite) sequence  $w = a_1 a_2 \dots a_n$  of elements of  $\Sigma$ . The length of  $w$  is  $|w|$ .  $\epsilon_\Sigma$  denotes the empty word over  $\Sigma$  or  $\epsilon$  when the context is clear. The concatenation of two words  $w$  and  $w'$  is denoted  $w \cdot w'$ . A word  $w'$  is a prefix of a word  $w$ , denoted  $w' \leq w$ , whenever there exists a word  $w''$  such that  $w = w' \cdot w''$ , and  $w' < w$  if additionally  $w' \neq w$ .  $w$  is said to be an extension of  $w'$ . The sets of all words and all non-empty words are denoted by  $\Sigma^*$  and  $\Sigma^+$ , respectively.  $\Sigma^{\leq k}$  denotes all words of length at most  $k$ . A language or a property over  $\Sigma$  is any subset  $L$  of  $\Sigma^*$ .

Let  $G = (V, E)$  be a directed graph where  $V$  is a finite set of nodes, and  $E$  is a finite set of edges. Let  $\mathcal{U}$  denote a set of node labels and  $\Sigma$  denote a set of edge labels.  $\mathbb{T} = \{1, 2, \dots, \infty\}$  is a discrete set of time indices. A graph with node labels and edge labels is called a *labeled graph*. An *edge labeling* is a function  $\mathcal{Y} : E \times \mathbb{T} \rightarrow \Sigma$ . A *node labeling* is a function  $\mathcal{X} : V \times \mathbb{T} \rightarrow 2^{\mathcal{U}}$ . A node labeling  $\mathcal{X}$  is consistent at time  $t$  if  $\mathcal{X}$  partitions  $V$ , i.e., if for any  $u$  and  $v$ ,  $\mathcal{X}(v, t) \cap \mathcal{X}(u, t) \neq \emptyset$  implies  $u = v$ .

An *environment* is a tuple  $(G, \mathcal{Y})$  where  $G$  is a labeled graph and  $\mathcal{Y}$  is an edge-labeling.  $\mathcal{Y}(e, t)$  is the label of edge  $e$  at time  $t$ . The environment is said to be *static* if the associated edge labeling is time-invariant. For a static environment  $(G, \mathcal{Y})$ ,  $\delta : V \times \Sigma \rightarrow 2^V$  is called the *transition function*.  $\delta$  is *deterministic*, if for any  $v, v_1, v_2 \in V$  and  $s \in \Sigma$ ,  $v_1, v_2 \in \delta(v, s)$  implies  $v_1 = v_2$ . The extended transition function  $\hat{\delta} : V \times \Sigma^* \rightarrow 2^V$  is defined recursively as  $\hat{\delta}(v, \epsilon) = v$  and  $\hat{\delta}(v, w \cdot a) = \delta(\hat{\delta}(v, w), a)$ . A static environment is deterministic, if the associated transition function  $\delta$  is deterministic. A word  $w = w_0 w_1 w_2 \dots$  is said to *induce a path* in a graph  $G$  starting at vertex  $v_0$  if there exists a sequence of vertices  $v_1 v_2 v_3 \dots$  such that  $v_i \in \delta(v_{i-1}, w_{i-1})$ . In a static deterministic environment,

the *final state* induced by a finite word  $w = w_0w_1 \dots w_n$  starting at  $v$  is the node  $\hat{\delta}(v, w)$ .

A *trajectory*  $p$  in a static environment  $(G, \mathcal{Y})$  is a pair  $(v, w)$  where  $w \in \Sigma^*$  is a finite word such that  $w$  induces a path in  $G$  starting at vertex  $v$ . The final state of a trajectory  $p = (v, w)$  is the final state induced by  $w$  on  $v$  and is given by  $\hat{\delta}(v, w)$ . The concatenation of a trajectory  $p$  and a word  $w'$  is  $p \cdot w' = (v, w \cdot w')$ . For trajectory  $p$ , we denote its *sub-trajectory*  $(v, w[i : \ell])$  by  $p[i : \ell]$ . A *joint trajectory* is a finite set of trajectories.

For any vertex label  $u$ ,  $p = (v, w)$  is a trajectory for  $u$  at time  $t$  if  $u \in \mathcal{X}(v, t)$  and  $w$  induces a path from  $v$ . Define the final state of  $u$  through  $p$  as the final state of  $(v, w)$ . The final state of  $u$  through trajectory  $p = (v, w)$  is  $(\hat{\delta}(v, w))$  and is denoted  $u \xrightarrow{w} \hat{\delta}(v, w)$ . Let  $\mathcal{X}(v, t) = \{u\} \cup X$ ,  $(v, w)$  be a trajectory and  $\mathcal{X}(\hat{\delta}(v, w), t) = Y$ . If agent  $u$  follows trajectory  $(v, w)$ , then at time  $t + |w|$  the vertex label of  $v$  is  $X$  and the vertex label of  $\hat{\delta}(v, w)$  is  $Y \cup \{u\}$ .

Given an  $n$ -tuple of symbols  $e = (e_1, \dots, e_n)$ , for  $i \in [1, n]$ ,  $\prod_i(e)$  is the projection of  $e$  on its  $i$ -th element denoted  $(\prod_i e \stackrel{\text{def}}{=} e_i)$ .  $\mathcal{R}_i(e, x)$  replaces the  $i^{\text{th}}$  element of  $e$  with  $x$ , i.e.,  $\mathcal{R}_i(e, x) = (e_1, \dots, e_{i-1}, x, e_{i+1}, \dots, e_n)$ .

### 3 Decentralized Shielding

**Environment and Agents.** We model the region of operation of the agents as a deterministic environment  $(G, \mathcal{Y})$  with a consistent node labeling  $\mathcal{X}$ . The set of all agents is  $\mathcal{U}$ , and it is the same as the set of all node labels. At time  $t$ , an agent  $u$  is said to be at location  $v$  if  $u \in \mathcal{X}(v, t)$ . An agent can move from a vertex  $v$  to a vertex  $v'$  in one time unit through an action  $s$ , if there is an edge with label  $s$  between  $v$  and  $v'$ . If  $(v, w)$  is a trajectory, and agent  $u$  follows the trajectory starting at time  $t$ , then at time  $t + i$ , ( $i \leq w$ ) the state of the agent  $u$  is  $\hat{\delta}(v, w[0 : i])$ . Furthermore,  $\mathcal{X}(v, t) = \{u\}$  and  $\mathcal{X}(\hat{\delta}(v, w[0 : i]), t + i) = \emptyset$ . For any trajectory  $(v, w)$ , we drop the initial vertex when it is clear. At time  $t + i$ ,  $\mathcal{X}(v, t) = \emptyset$  and  $\mathcal{X}(\hat{\delta}(v, w[0 : i]), t + i) = \{u\}$ . Boolean  $goal_{u,t}$  is true when agent  $u$  reaches its final state at time  $t$ , which is referred to as the agent having *completed the goal*. Formally,

$$goal_{u,t} = \begin{cases} \top & \text{if } u \text{ has reached its final state following the trajectory } (v, w), \\ \perp & \text{otherwise.} \end{cases}$$

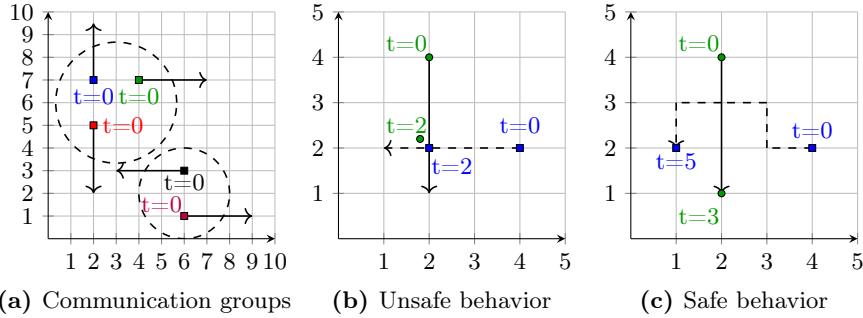
Associated with any agent is a unique priority from  $[1, |\mathcal{U}|]$ , defined as *priority* :  $\mathcal{U} \times \mathbb{T} \rightarrow [1, |\mathcal{U}|]$ , such that  $priority(u_1, t) = priority(u_2, t)$  implies  $u_1 = u_2$ . At any time  $t$ , the priorities of the agents induce a total order  $\prec_t$  among them. For agents  $u_1$  and  $u_2$  in  $\mathcal{U}$ ,  $u_1 \prec_t u_2$  if and only if  $priority(u_1, t) < priority(u_2, t)$ .

*Example 1.* In Figure 1b, blue and green agents operate in a grid world. The vertices of the underlying labeled graph  $G$  are the cells in the grid. There is an edge from a vertex to another, if they are adjacent in the grid (no diagonal

edges). The set  $\Sigma \stackrel{\text{def}}{=} \{l, r, t, d\}$  of edge labels is the set of actions available to each agent. The set  $\mathcal{U} = \{blue, green\}$  of vertex labels corresponds to the set of agents operating in the system.  $\mathcal{X}((2, 4), 0) = \{green\}$  and  $\mathcal{X}((4, 2), 0) = \{blue\}$ , that is, blue agent is at  $(4, 2)$  and green agent is at  $(2, 4)$ . The trajectory of the blue agent is  $((4, 2), ll)$  and that of the green agent is  $((2, 4), ddd)$ . At time  $t = 1$ , the labeling function is  $\mathcal{X}((2, 3), 1) = \{green\}$ ,  $\mathcal{X}((2, 3), 1) = \{blue\}$ ,  $\mathcal{X}((2, 4), 1) = \emptyset$ ,  $\mathcal{X}((4, 2), 1) = \emptyset$ . The blue and the green agents have reached their goals at  $t = 3$ . Therefore,  $goal_{blue,3} = \top$  and  $goal_{blue,2} = goal_{blue,1} = \perp$ . The final state of the blue agent is  $(2, 1)$  and the green agent is  $(2, 1)$ . That is,

$$blue \xrightarrow[(4,2)]{ll} (1, 2) \text{ and } green \xrightarrow[(2,4)]{ddd} (2, 1).$$

**Communication.** The agents in the system can communicate when they are close to each other. Moreover, two agents  $u_i$  and  $u_j$  can also communicate if there is a sequence of agents  $c_1 \dots c_k$  such that  $c_1$  is  $u_i$ , and  $c_k$  is  $u_j$  and there is a path of length less than or equal to  $d$  between agents  $c_i$  and  $c_{i+1}$ . Here  $d$  is a positive integer referred to as the *communication constant*. At any time, there can be at most  $|\mathcal{U}|$  such groups. At any time  $t$ ,  $\mathcal{U}_i(t)$  denotes the communication group of agent  $u_i$ . The agents in the same communication group know the partial trajectories of the other agents in the group upto length  $\ell$ . Formally, every agent  $u$  knows the partial trajectory  $(v_{u'}, w_{u'})[0 : \ell]$  of every other agent  $u'$  in its communication group, where  $(v_{u'}, w_{u'})$  is the trajectory for agent  $u'$ . Henceforth,  $\ell$  is referred to as the *look-ahead*.



**Fig. 1:** (a) The communication groups at time  $t = 0$ . The communication constant  $d$  is 2. The agents in the same group have been encircled. The black and purple agents are in a group. While blue, green and the red agents are in a different group. (b) Grid world example: There are two agents (blue and green). Their intended trajectories are marked by lines. Their positions at different times are also shown. At time  $t = 2$  the blue and green agents occupy the same cell, hence  $\varphi(2) = \perp$ . However, the system is still safe at times  $t = 0$  and  $t = 1$ . (c) The modified trajectory for the blue agent as a consequence of the shield  $S(blue, 0)$  on the blue agent at  $t = 0$  is shown on the right.

*Example 2.* In Figure 1a, the trajectories of 5 agents are shown. The communication constant  $d = 2$  and  $\ell = 3$ . At time 0, the  $\mathcal{U}_{blue}(0) = \mathcal{U}_{green}(0) = \mathcal{U}_{red}(0) =$

$\{blue, green, red\}$  and  $\mathcal{U}_{purple}(0) = \mathcal{U}_{black}(0) = \{purple, black\}$ . All agents in the first group know that the trajectory of the red agent is  $((2, 5), ddd)$ , the blue agent is  $((2, 7), tt)$  and the green agent is  $((4, 7), ll)$ . In the second group, all agents know that the trajectory of the purple agent is  $((6, 3), ll)$  and the black agent is  $((6, 1), rr)$ .

**Safety Functions.** A *safety* property  $\varphi$  is a function  $\varphi : 2^P \rightarrow \mathbb{B}$  from the vertex labeling to Booleans, where  $P = V \times 2^{\mathcal{U}}$ . As the vertex labels themselves depend on time, we extend the notion of safety to safety at time  $t$ . If the vertex labeling at time  $t$  is safe, then  $\varphi(t) = \top$ .

*Example 3.* Consider a safety function  $\varphi : \mathbb{T} \rightarrow \mathbb{B}$  defined as

$$\varphi(t) = \begin{cases} \top & \text{if for any } v \in V \text{ } |\mathcal{X}(v, t)| = 1 \text{ and } \mathcal{X}(u, t) = \mathcal{X}(v, t) \text{ implies } u = v, \\ \perp & \text{otherwise.} \end{cases}$$

Simply if  $X$  is the vertex labeling at some time,  $X$  is *safe* if there is only one agent at any location at any given time and any agent can be present at only one location at any time (consistent label). In the grid world in Figure 1c, the system is safe at all times. In the grid world in Figure 1b, the system is unsafe at time  $t = 2$  as the blue and the green agents occupy the same location.

Next we extend the notion of safety to trajectories. For every agent  $u$ , denote its trajectory by  $(v_u, w_u)$ . The system is *safe on the trajectories*, if the system is safe at all times. Formally,  $\varphi(\mathcal{U}) = \top$  if for all  $t \in [0, m]$ ,  $\varphi(t) = \top$ , where  $m = \max\{|w_u| : u \in \mathcal{U}\}$ .

*Example 4.* Consider safety as described in Example 3. Then, in Figure 1c, the system is safe on trajectories  $ltlld$  and  $ddd$  for the blue and green agents respectively. However, in Figure 1b, the system is not safe as it is unsafe at  $t = 2$ . We say that the blue and green agents violate safety.

Recall the agents in the system have only limited communication. Therefore, we are interested in a subclass of safety functions that can be enforced across the system by enforcing them locally in every communication group. Suppose  $\varphi_i$  is a safety property such that  $\varphi_i(t) = \top$  if and only if the agents in the communication group  $\mathcal{U}_i$  are safe. Then, the property  $\varphi(t)$  defined as

$$\varphi(t) \stackrel{\text{def}}{=} \bigwedge_{i \in 1..|\mathcal{U}|} \varphi_i(t)$$

is a *local* safety property. Observe that the safety function defined in Example 3 is a local safety property.

**Shields.** Informally, the purpose of a shield is to take a (possibly incorrect) trajectory produced by a running system and to transform it into a trajectory

that is safe with respect to a local safety function  $\varphi$  that we want to enforce. Abstractly, a shield can be seen as a function that transforms trajectories.

Denote by  $S(u, t)$  the shield acting on agent  $u$  at time  $t$ .  $S(u, t)$  is a pair of *partial* functions  $\langle S_1(u, t), S_2(u, t) \rangle$ .  $S_1(u, t)$  accepts a finite trajectory for each agent in the system and returns a modified trajectory for agent  $u$ .  $S_2(u, t)$  accepts a vector of current priorities and a vector of Booleans  $goal_{u,t}$  for the agents in the system. It returns a vector of priorities with only the priority of its corresponding agent  $u$  possibly changed. Formally, the shield on agent  $u$  at time  $t$  is a pair of partial functions  $\langle S_1(u, t), S_2(u, t) \rangle$  such that

$$S_1(u, t) : \mathcal{L}_1^{|\mathcal{U}|} \rightarrow \mathcal{L}_1^{|\mathcal{U}|} \text{ and } S_2(u, t) : [1, |\mathcal{U}|]^{|\mathcal{U}|} \times \mathbb{B}^{|\mathcal{U}|} \rightarrow [1, |\mathcal{U}|]^{|\mathcal{U}|} \times \mathbb{B}^{|\mathcal{U}|},$$

where  $\mathcal{L}_1 = [1, |\mathcal{U}|] \times V \times \Sigma^*$ . The above definition of a shield is quite general as both the input trajectory and the modified trajectory can be of arbitrary length. Next, we introduce  $(\ell, \ell')$ -shields. For every agent in the system, these shields accept trajectories of length at most  $\ell$  and return a new trajectory of length at most  $\ell' \geq \ell$ . Formally, an  $(\ell, \ell')$ -shield on agent  $u$  at time  $t$  is a pair of partial functions  $\langle S_1(u, t), S_2(u, t) \rangle$  such that

$$S_1(u, t) : \mathcal{L}_I^{|\mathcal{U}|} \rightarrow \mathcal{L}_O^{|\mathcal{U}|} \text{ and } S_2(u, t) : [1, |\mathcal{U}|]^{|\mathcal{U}|} \times \mathbb{B}^{|\mathcal{U}|} \rightarrow [1, |\mathcal{U}|]^{|\mathcal{U}|} \times \mathbb{B}^{|\mathcal{U}|},$$

where  $\mathcal{L}_I = [1, |\mathcal{U}|] \times V \times \Sigma^{\leq \ell}$  and  $\mathcal{L}_O = [1, |\mathcal{U}|] \times V \times \Sigma^{\leq \ell'}$ .

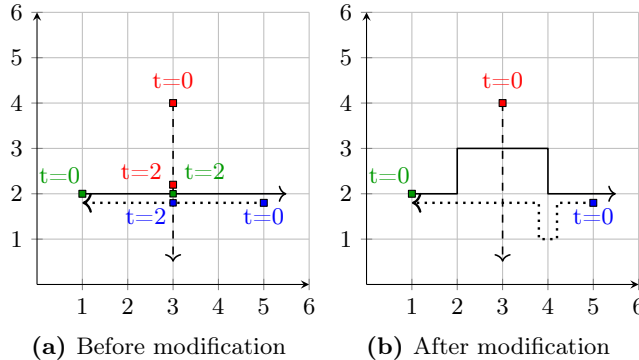
*Example 5.* In Figure 1b, the blue and green agents occupy the same location at time  $t = 2$ . However, in Figure 1c, the blue agent's trajectory has been modified by the shield onboard. As a result they never occupy the same position at the same time. Priority of the blue agent is 1 and the priority of the green agent is 2.  $S_1(\text{blue}, 0)((\text{blue}, 1, \text{lll})(\text{green}, 2, \text{ddd})) = (\text{blue}, 1, \text{ltlll})(\text{green}, 2, \text{ddd})$ .

**Composition of Shields.** When multiple agents act in the same system, their trajectories and their priorities are modified only by their respective shields. However, the individual shields act together to make the system safe. The joint behavior of shields are captured by functional composition. We first define *composition of shields* for two agents  $u_1$  and  $u_2$  at time  $t$ . If  $u_1 \prec_t u_2$  then

$$S(u_1, t) \circ S(u_2, t) = S(u_2, t) \circ S(u_1, t) = \langle S_1(u_2, t) \circ S_1(u_1, t), S_2(u_2, t) \circ S_2(u_1, t) \rangle.$$

This composition can be extended to an arbitrary number of shields by composing their constituent functions in the order  $\prec_t$ .

*Example 6.* In Figure 2a, at  $t = 0$ , blue agent has priority 1, green agent has priority 2 and red agent priority 3. All the three agents occupy the same location (3,2) at time 2. The shield on the blue agent modifies its trajectory first and this modification is relayed to the green and the red agents. The shield on the green agent then modifies its trajectory. There is no change in the trajectory of the red agent as now there is no safety violation. The modified trajectories are shown in Figure 2b.



**Fig. 2:** Original trajectories of the agents and their modified trajectories. The system is safe after the modification of the trajectories by the shields. (a) Blue, green and red agents violate safety at time 2 in (3,2). (b) The trajectories of blue and green agents have been modified by the respective shields. However, red agent does not deviate.

**Properties of Shields.** We define the desired properties for a set of shields. For any agent  $u$  in  $\mathcal{U}$ , let  $S(u, t)$  be the shield acting on agent  $u$  at time  $t$ ,  $p_u$  its original trajectory at time  $t$  and  $p'_u$  its modified trajectory at time  $t$ . The shields  $\{S(u, t) \mid u \in \mathcal{U}\}$  are *correct* if the modified trajectories  $\{p'_u \mid u \in \mathcal{U}\}$  are safe and the final states are unchanged. A shield  $S(u, t)$  is said to *cause minimum deviation* if  $p'_u = p_u$  when  $\varphi_u(t) = \top$ . The shields  $\{S(u, t) \mid u \in \mathcal{U}\}$  are *bounded*, if there exists  $\ell$  and  $\ell'$  in  $\mathbb{N}$  such that all the shields are  $(\ell, \ell')$ -shields. We later prove that boundedness and correctness ensure that all agents progress in finite time, while still guaranteeing the safety of the system. We now state the problem studied in this paper.

**Problem 1** *Given a set  $\mathcal{U} = \{u_1, \dots, u_n\}$  of agents and a set  $\{(v_u, w_u) \mid u \in \mathcal{U} \text{ and } |w_u| \leq \ell\}$  of their trajectories, construct a set  $\{S(u, t) \mid u \in \mathcal{U} \text{ and } t \in \mathbb{T}\}$  of shields such that these shields are correct, cause minimum deviation and bounded.*

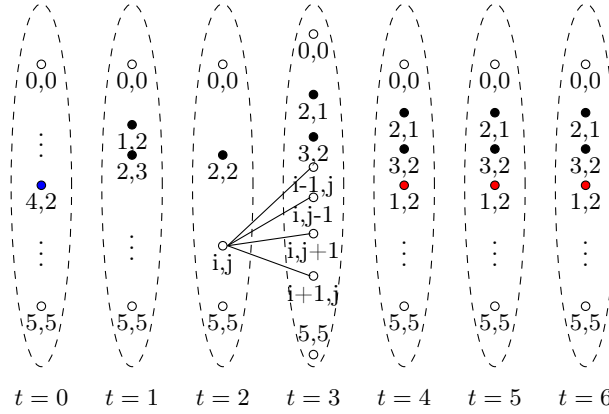
## 4 Shield Synthesis

Informally, the shield  $S(u, t)$  onboard agent  $u$  can directly affect only the trajectory of agent  $u$ . Every shield has access to a *pathfinder* that modifies the corresponding trajectory. If a potential safety violation is detected, the shield on the agent with the lowest priority calls the pathfinder first. The order  $\prec_t$  determines the next agent potentially required to modify its trajectory. The pathfinder resolves conflicts, if any, within the group. If a new agent comes into the group, the pathfinder is called by the shield on the lowest priority agent. The trajectory of an agent is not modified if it is not involved in a safety violation. A *ordering mechanism* maintains the order  $\prec_t$  among the agents. When an agent reaches its final state, then its intended trajectory is updated and the ordering mechanism also updates the priorities.



**Pathfinder.** For any agent  $u \in \mathcal{U}$ , its trajectory  $p_u$  is  $p_u = (v_u, w_u)$  such that  $|w_u| \leq \ell \leq d$ , i.e., the next goal for any agent is some state that is visible to it. The final state of agent  $u$  is  $v_u^f$  and  $priority(u, t)$  is its priority at time  $t$ . Informally, the pathfinder returns a new path whenever called. It constructs a graph and searches for a path in the graph from a vertex corresponding to the current location to a vertex in a target set corresponding to the agent's final state. This graph does not have any outgoing edges from vertices that correspond to unsafe configurations. After a single call to the pathfinder, the maximum length of the modified trajectory is at most  $\ell + k$ , where  $k < d$  is some constant.

*Example 7.* Figure 3 depicts the graph  $G_{blue}^0$  constructed by the pathfinder on the blue agent for the example in Figure 2a. The initial position is  $v_{init} = ((4, 2), 0)$  and the target set  $F = \{((1, 2), 4), ((1, 2), 5), ((1, 2), 6)\}$  is marked red. The nodes occupied by some other agent at sometime are marked by black circles. These black nodes do not have any out-edges. The pathfinder returns a path from  $v_{init}$  to some vertex in  $F$ .



**Fig. 3:** The graph constructed by the pathfinder for the blue agent in Example 5. The set of vertices is  $\{0, \dots, 5\} \times \{0, \dots, 5\} \times \{0, \dots, 6\}$ . There is an edge between  $((i, j), t_1)$  and  $((i', j'), t_2)$  if and only if  $|i' - i| + |j' - j| = 1$  and  $t_2 = t_1 + 1$  and there is no out-edge from a black vertex (a black vertex corresponds to it being occupied by some agent at the corresponding time).  $v_{init}$  is blue and the vertices in  $F$  are red.

*Example 8.* For the safety function defined in Example 3, the pathfinder constructs the graph  $G_u^t = (V', E')$  where  $V' = V \times [t, t + \ell + k]$ . There is an edge with label  $e$  between  $(v, t)$  and  $(v', t' + 1)$ , if in  $G$  there is an edge  $(v, v')$  with label  $e$  and  $\mathcal{X}(v, t') = \emptyset$ , i.e., there are no agents occupying the same state. The target set  $F$  is  $\{(v_u^f, t') | t + \ell \leq t' \leq t + \ell + k\}$  and the initial state is  $v_{init} = (v_u, t)$ .

Next, we present the pathfinder construction for any local safety property  $\varphi$  for agent  $u$ .  $G_u^t = (V', E')$  is the graph whose nodes  $V'$  are  $V' = P \times [t, t + \ell + k]$ . Recall  $P = V \times 2^{\mathcal{U}}$ . There is an edge between  $(v, t_1)$  to  $(v', t_2)$  if i)  $\varphi_u(v) = \top$ , ii)  $(v, v')$  is an edge in  $G$ , iii)  $t_2 = t_1 + 1$  and iv) all the other agents are following

their trajectories, i.e.,

$$u_i \in \mathcal{X} \left( \hat{\delta}(u_i^t, \prod_i W[0 : t_1]), t_1 \right) \text{ and } u_i \in \mathcal{X} \left( \hat{\delta}(u_i^t, \prod_i W[0 : t_2]), t_2 \right).$$

The initial vertex  $v_{init}$  is  $(a, t)$  where  $a = v_u \times \mathcal{X}(v_u, t)$  and the set of target vertices  $F$  is  $F = \{(v, j) \mid v \in P' \text{ and } t + \ell \leq j \leq t + \ell + k\}$ , where  $P' \subseteq P$  is a subset of all vertex labeling such that agent  $u$  has reached its final state. The pathfinder constructs the graph  $G_{u_m}^t$ , initializes  $v_{init}$  and a set of target vertices  $F$ . The pathfinder then returns a path from  $v_{init}$  to some state in  $F$ . For completeness, we require that the calls to the pathfinder always return a valid path, which is captured by the following assumption.

**Assumption 1**  $G_u^t$  always has a path from  $v_{init}$  to some vertex in  $F$ .

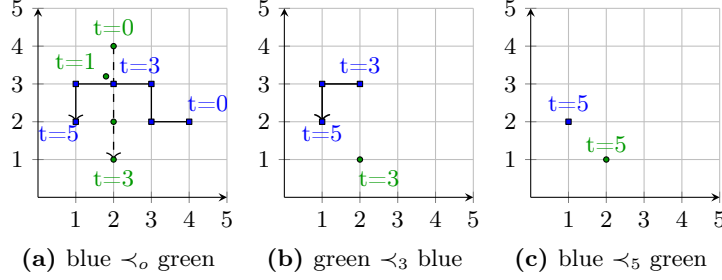
The above assumption is typically *not* restrictive on the system. If the agents in the system can *loiter*, i.e., there is self-loop on every vertex in  $G$  and for appropriate  $k$ , it is always possible to have a modification to the trajectories that ensures safety.

**Ordering Mechanism.** The priorities of the agents cannot remain static with time. Otherwise, some agent might be forced to change its trajectory infinitely often. In the sequel, we present the ordering mechanism.

*Overview of Ordering Mechanism for Two Agents.* Consider a system with two agents  $a$  and  $b$  that have communicated, i.e., observed each other's trajectories. Agent  $a$  maintains a flag  $c_a^b$  and agent  $b$  maintains a flag  $c_b^a$ . If agent  $a$  has reached its final state after communicating with agent  $b$ , then the flag  $c_a^b$  is set to 1. Suppose agent  $b$  is yet to reach its final state and there is a safety violation after  $a$  has completed its goal, then in order to ensure freedom from locks, agent  $a$  is forced to modify its trajectory. When agent  $b$  reaches its final state, both agents have uniformly completed their goals and the flags are reset to 0. The above procedure is equivalent to the standard binary semaphores algorithm to achieve process synchronization [13].

*Example 9.* In Figure 4, the agents are following the modified trajectories in Figure 1c. The priority of the agent changes once the agent reaches its final state. More precisely, the agent gets the lowest priority once it reaches its final state.

*Extension to Arbitrary Number of Agents.* We extend the procedure outlined above to multiple agents. Each pair of agents  $u_i$  and  $u_j$  maintain two Booleans between them (each of them is analogous to a binary semaphore) that are used to measure relative progress. Formally,  $\overline{C}_u = (c_u^1, c_u^2, \dots, c_u^{|\mathcal{M}|})$  is a vector of Boolean flags for maintaining progress of  $u$  with respect to the other agents and  $B_u$  is a set maintained by  $u$  for tracking the agents it has communicated with during the



**Fig. 4:** The blue and green agents are following their modified trajectories from Example 3. Initially, the blue agent has a lower priority; hence, it is forced to modify its path. When the green agent reaches its final state at  $t = 3$ , the green agent is assigned a lower priority. The blue agent's priority is higher than the green agent's. Again at  $t = 5$ , the priorities change since the blue agent has reached its final state.

current final state. Initially,  $B_u = \emptyset$  and  $\overline{C}_u = \overline{0}$ . The flag  $c_u^v$  on agent  $u$  records the progress of  $u$  with respect to  $v$ . If  $c_u^v$  is 1, agent  $u$  has recorded that it has finished a goal ( $goal_{u,t} = \top$ ) after communicating with  $v$  ( $v \in B_u$ ). Whenever the corresponding progress measures  $c_u^v$  and  $c_v^u$  are equal and the agents are in the same communication group, the Boolean flags are reset to 0. The exact algorithm is presented in Figure 5b.

Let  $c_u^v(t)$  denote the value of the flag  $c_u^v$  at time  $t$ . We use  $a \prec^t b$  to denote that  $c_a^b(t) = 1$ ,  $c_b^a(t) = 0$  and  $a =^t b$  to denote  $c_a^b(t) = c_b^a(t)$ . Observe that for any pair of agents  $a$  and  $b$  either  $a =^t b$  or  $a \prec^t b$  or  $b \prec^t a$ .

**Proposition 1** *If  $a \prec^t b$  and  $b \prec^t c$ , then no agent  $d$  exists such that  $c \prec^t d$  and  $d \prec^t a$ .*

*Proof (proof by contradiction).* For any agent  $u$ , let  $comp(u)$  denote the earliest time  $t'$  such that  $goal_{u,t'} = \top$ . If  $a \prec^t b$ , then  $c_a^b = 1$  and  $c_b^a = 0$ , i.e., agent  $a$  has reached its final state, but agent  $b$  has not. Similarly,  $b \prec^t c$  implies that agent  $b$  has reached its final state, but agent  $c$  has not. Therefore,

$$comp(a) < comp(b) < comp(c). \quad (1)$$

Now, suppose there exists an agent  $d$  such that  $c \prec^t d$  and  $d \prec^t a$ , then by the same argument, the order of last completed goals among  $a, c$  and  $d$  is

$$comp(c) < comp(d) < comp(a). \quad (2)$$

(1) contradicts (2). Therefore, there cannot exist agent  $d$  such that  $c \prec^t d$  and  $d \prec^t a$ .  $\square$

**Corollary 1.**  $\prec^t$  is a partial-order.

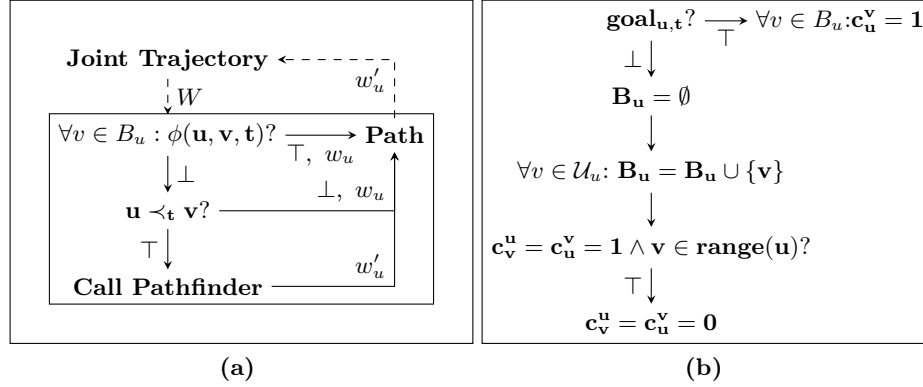
**Proposition 2** *There exists a total order  $\prec_t$  that respects  $\prec^t$ .*

*Proof.* Define  $\prec_t$  as

$$a \prec_t b \text{ if } i) a \prec^t b \text{ or } ii) a =^t b \text{ and } a \prec_0 b, \\ b \prec_t a \text{ otherwise,}$$

where  $a$  and  $b$  are some agents.  $\prec_t$  as defined is a total order.  $\square$

Henceforth, we use  $\prec_0$  to generate  $\prec_t$  that respects  $\prec^t$ .



**Fig. 5:** (a) Algorithm for the shield  $S(u, t)$  to decide if the pathfinder should be called at time  $t$ . (b) Algorithm to maintain the priorities.

**Decentralized Shield.** So far, we have described the components of the shields onboard an agent. In traditional shield synthesis,  $S_1$  is a function that is fully constructed and used as the shield. In contrast, here  $S_1$  is a partial function which is when required. Figure 5a presents the algorithm to determine the calls to the pathfinder and Figure 5b presents the ordering mechanism to update the priorities by modifying the corresponding flags.

For some agent  $u_i$ , if  $w'_{u_i}$  is the path returned by the pathfinder, then  $S_1(u, t)(O, V, W) = (O, V, \mathcal{R}_i(W, (v_{u_i}, w'_{u_i})))$ . That is, the path for the agent  $u_i$  has been replaced with  $w'_{u_i}$ , with the paths of the other agents unaffected and their priorities unchanged. If the pathfinder is never called, then the path does not get modified, i.e.,  $S_1(u_i, t)(O, V, W) = (O, V, W)$ .

The following lemma is a direct consequence of the construction of the pathfinder graph  $G_u^t$  and a path between  $v_{init}$  and  $F$ .

**Lemma 1.** *For all  $t' \in [t, t + \ell]$  and  $u \in \mathcal{U}$ , if agent  $u$  moves along the trajectory returned by  $S_1(u, t')$ , then  $\varphi(t') = \top$ .*

Next, we prove that the agent with the highest priority is able to progress without any deviation.

**Lemma 2.** *If agent  $u$  has the highest priority according to  $\prec_t$ , it will reach its final state without modifications to its trajectory.*

*Proof.* If  $u$  has the highest priority by  $\prec_t$ , then for all  $v \in \mathcal{U}$ , it is either the case that  $c_u^v = 0$  and  $c_v^u = 1$  (or)  $c_u^v = c_v^u$  and  $v <_0 u$ . In either case,  $v$  finds a new path if a safety violation is detected. That is, all other agents modify their trajectories in case of a safety violation. Therefore, agent  $u$  does not have any safety violations and hence does not have to modify its trajectory.  $\square$

We now prove that the other agents are also guaranteed to make progress. The following theorem bounds the maximum deviation from the original trajectory.

**Lemma 3 (Main).** *Shield on agent  $u$  may cause a deviation from the intended trajectory for at most  $(\ell + k|\mathcal{U} - 1|)$  steps before the final state is reached.*

*Proof.* In the worst case, any agent  $u$  may be forced to modify its trajectory at most  $|\mathcal{U}| - 1$  times because, after  $|\mathcal{U}| - 1$  calls to the pathfinder, agent  $u$  has the highest priority according to  $\prec_t$ . Each call to the pathfinder can make the agent deviate from its intended trajectory for at most  $k$  steps. Hence, agent  $u$  obtains the highest priority in at most  $\ell + k(|\mathcal{U}| - 1)$  steps. At this point, by Lemma 2, agent  $u$  reaches its final state without any deviation. Hence, agent  $u$  at most deviates for  $\ell + k(|\mathcal{U}| - 1)$  steps.  $\square$

The next theorem establishes that the shields we synthesize satisfy the properties stated in Problem 1.

**Theorem 1 (Main).** *The set  $\{S(u, t) | u \in \mathcal{U}\}$  of synthesized shields are i) correct, ii) deviate minimally and iii) bounded.*

*Proof.* As a consequence of Lemma 3, the maximum number of steps that any agent needs to reach its final state is bounded by  $(\ell + |\mathcal{U} - 1|k)$ . Therefore, the synthesized shields are all  $(\ell, \ell + |\mathcal{U} - 1|k)$ -shields and *bounded*. If no safety violation is detected then the pathfinder is never called. Hence, the shields also *deviate minimally*. Moreover, Lemma 1 establishes that the shields are *correct*.  $\square$

The main complexity result of the paper, where we bound the worst-case synthesis time, is formalized in the theorem below.

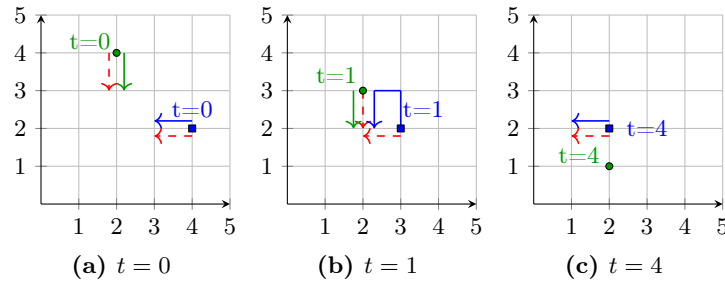
**Theorem 2.** *Given fixed look-ahead  $\ell$  and maximum deviation length  $k$ , the shield on an agent takes  $\mathcal{O}(|\mathcal{U}|^2)$  time to modify the corresponding agent's trajectory.*

*Proof.* The pathfinder constructs a graph for agent  $u$  of size at most  $(k + \ell)|\mathcal{U}|$ . If  $k$  and  $\ell$  are fixed, then the size of the graph constructed by the pathfinder is LINEAR( $|\mathcal{U}|$ ). Moreover, the number of edges in this graph is also at most  $(k + \ell)|\mathcal{U}|$ . The time complexity of solving a search in this graph is  $\mathcal{O}((k + \ell)|\mathcal{U}|)$ . In the worst case, all agents are in the same communication group and the lowest priority agent may have to modify its trajectory at most  $|\mathcal{U}| - 1$  times.  $\square$

## 5 Experimental Evaluation

We evaluate the performance of the runtime decentralized shield synthesis framework in the context of collision-avoidance for multi-agent systems. Specifically, we use the collision-avoidance safety function defined in Example 3 and the pathfinder construction described in Example 7. In Appendix 1, we present an extension to trajectories of arbitrary length. The implementation of the system for ensuring safety from collisions uses the general pseudocode presented in Appendix 1.

**Comparison with Centralized Shields.** We compare the modified trajectories of two agents equipped with decentralized shields that are synthesized at runtime with two other agents whose behaviors are modified by a centralized shield synthesized at design-time using the algorithm from [5] in a 5x5 grid world. The intended trajectories of the agents in both scenarios are the same.

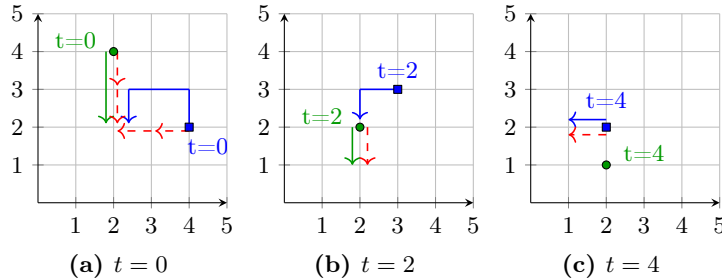


**Fig. 6:** Trajectories of agents have been modified by a central shield. Dashed arrows correspond to intended trajectories and solid arrows correspond to shield outputs. The agents detect a possible collision at  $t = 1$  and the blue agent is forced to deviate by the shield.

The shields modify the trajectories to ensure there are no collisions between two agents. Figure 6 shows the behavior of the agents with the centralized shields acting on them for the scenario presented in Figure 1b. In this scenario, the agents have no look-ahead, i.e.,  $\ell = 1$ . We show in Table 1 that the resulting state space from incorporating look-ahead  $\ell > 1$  is so large that the design-time synthesis problem becomes computationally intractable even for two agents in a 5x5 grid. The green and blue agents detect at  $t = 1$  that there will be a collision at  $t = 2$  if they follow their original trajectories. The trajectory of the blue agent is modified and it reaches (2,2) at  $t = 4$  instead of reaching (2,2) at  $t = 2$ . The shield makes the blue agent converge to (2,2) as soon as possible.

In contrast, decentralized shields can incorporate look-ahead  $\ell \geq 1$ . In the case with  $\ell = 1$ , the decentralized shields behave precisely the same as the centralized shield as they can only detect collisions in the next step. In the case with look-ahead  $\ell = 3$ , i.e., with further look-ahead, we recover the solution presented in Example 9, shown in Figure 4. In the case with  $\ell = 2$ , the shields induce a different behavior. At  $t = 0$ , only the collision is detected, but the final

state for the blue agent is (2,2) instead of (1,2) as in the previous case. The intended trajectory is updated when the agents have reached their current goals (in this case, this update happens at (2,2) for both the agents). The effect of the shield is shown in Figure 7.



**Fig. 7:** The trajectories of the blue and green agents have been modified by the respective shields acting on them to ensure no collisions. The first goal for the two agents is (2,2), as their look-ahead  $\ell' = 2$ . Once they reach (2,2), their intended trajectories are updated, which is shown in (b) and (c).

As shown in these examples, the look-ahead parameter  $\ell$  impacts the modified behavior. The agent has an increased ability to prevent future collisions with a larger value of  $\ell$ . This enhanced ability to prevent collisions comes at the cost of the synthesis time as the size of the graph constructed by the pathfinder increases. But, it does not affect the maximum length of the deviation.

**Scalability.** We built a multi-agent system where the agents are equipped with the decentralized shield framework for collision-avoidance in Python. The distributed nature of the system is modeled using shared memory. The size of the grid world, the look-ahead length  $\ell$ , the communication constant  $d$ , and the length  $k$  of the maximum deviation by one use of the pathfinder are user inputs. The original trajectories for the agents are random. We record the effect of  $\ell$  and  $k$  on the synthesis time for modified behavior. The results are obtained on an Intel Core-i7 CPU @ 2.2 GHz with 16GB of RAM. We set  $d = \ell$  in all the experiments. We show the results of these experiments in Table 1.

To synthesize the centralized shield, a safety game is solved. We show the size of the game graph (in the order of magnitude) for the different scenarios. The large size explains why the design-time synthesis of centralized shields is infeasible in multi-agent settings. For comparison, we also show the exact size of the graph constructed by the pathfinder for each scenario. Finally, we record the best and the worst-case synthesis times in the decentralized setting. Observe that the synthesis times are the same if  $\ell$ ,  $k$ , and  $|\mathcal{U}|$  are the same. Table 1 shows that the synthesis time does not depend on the number of states in the environment. This observation is consistent with the earlier analysis. The worst case is when all the agents interfere with one another and they have global information. In this scenario, only the agent with the highest priority can progress without modifications. Every other agent has to wait for the agents with a lower priority

| $ \mathcal{U} $ | States | $\ell$ | $k$ | Centralized game graph |            | Decentralized pathfinder graph |       | $ \mathcal{L}_I $ | $ \mathcal{L}_O $ | Decentralized synthesis time |         |
|-----------------|--------|--------|-----|------------------------|------------|--------------------------------|-------|-------------------|-------------------|------------------------------|---------|
|                 |        |        |     | $ V $                  | $ E $      | $ V $                          | $ E $ |                   |                   | (best)                       | (worst) |
| 3               | $3^2$  | 3      | 3   | $10^8$                 | $10^{12}$  | 18                             | 18    | $10^2$            | $10^3$            | 0.089                        | 0.267   |
| 3               | $3^2$  | 5      | 5   | $10^{11}$              | $10^{18}$  | 30                             | 30    | $10^3$            | $10^7$            | 0.092                        | 0.276   |
| 3               | $3^2$  | 10     | 5   | $10^{20}$              | $10^{30}$  | 45                             | 45    | $10^7$            | $10^{10}$         | 0.093                        | 0.279   |
| 3               | $5^2$  | 5      | 5   | $10^{13}$              | $10^{19}$  | 30                             | 30    | $10^5$            | $10^7$            | 0.092                        | 0.276   |
| 3               | $10^2$ | 5      | 5   | $10^{15}$              | $10^{21}$  | 30                             | 30    | $10^6$            | $10^7$            | 0.092                        | 0.276   |
| 3               | $50^2$ | 5      | 5   | $10^{19}$              | $10^{25}$  | 30                             | 30    | $10^7$            | $10^7$            | 0.092                        | 0.276   |
| 5               | $3^2$  | 5      | 5   | $10^{19}$              | $10^{25}$  | 50                             | 50    | $10^3$            | $10^7$            | 0.2                          | 1       |
| 5               | $5^2$  | 5      | 5   | $10^{22}$              | $10^{28}$  | 50                             | 50    | $10^5$            | $10^7$            | 0.2                          | 1       |
| 5               | $10^2$ | 5      | 5   | $10^{25}$              | $10^{31}$  | 50                             | 50    | $10^6$            | $10^7$            | 0.2                          | 1       |
| 20              | $50^2$ | 3      | 3   | $10^{104}$             | $10^{107}$ | 120                            | 120   | $10^6$            | $10^6$            | 0.41                         | 8.2     |
| 20              | $50^2$ | 5      | 5   | $10^{128}$             | $10^{134}$ | 200                            | 200   | $10^7$            | $10^7$            | 0.42                         | 8.4     |
| 20              | $50^2$ | 10     | 5   | $10^{188}$             | $10^{197}$ | 300                            | 300   | $10^{10}$         | $10^{10}$         | 1.29                         | 25.8    |
| 30              | $50^2$ | 10     | 5   | $10^{282}$             | $10^{291}$ | 450                            | 450   | $10^{10}$         | $10^{10}$         | 1.62                         | 48.6    |
| 40              | $50^2$ | 10     | 5   | –                      | –          | 600                            | 600   | $10^{10}$         | $10^{10}$         | 1.64                         | 65.6    |
| 50              | $50^2$ | 10     | 5   | –                      | –          | 750                            | 750   | $10^{10}$         | $10^{10}$         | 1.67                         | 83.5    |
| 60              | $50^2$ | 10     | 5   | –                      | –          | 900                            | 900   | $10^{10}$         | $10^{10}$         | 1.7                          | 102     |

**Table 1:** Comparison of state space sizes between centralized and decentralized shielding approaches with reported synthesis times for the decentralized approach. As the shields are only synthesized as needed for the relevant agents, we report both the worst and best-case total synthesis times(sec) for all relevant shields for every detected collision. In case of the number of vertices and edges in the centralized approach the order of magnitude are shown.  $\mathcal{L}_I$  and  $\mathcal{L}_O$  are the input alphabet and the output alphabet respectively.

to fix their trajectories. Nevertheless, Table 1 shows that that the synthesis time is in the order of a few seconds.

## 6 Conclusion

We present an approach for runtime synthesis of shields for guaranteeing local safety in multi-agent systems. Moreover, this approach is decentralized, since new behavior is synthesized onboard each agent when necessary. The algorithm we present does not require global information on the states of the other agents in the system. With minor assumptions, we prove the correctness of this approach in enforcing safety and also prove that all the agents progress per their original plan by proving a bound on the maximum deviation. We further prove that this synthesis scales with the number of agents. In the future, we plan to consider the enforcement of more general classes of safety properties that do not require the *local* restriction.



## References

- [1] Yliès Falcone. You should better enforce than verify. In *Runtime Verification - First International Conference, RV 2010, St. Julians, Malta, November 1-4, 2010. Proceedings*, pages 89–105, 2010.
- [2] Fred B. Schneider. Enforceable security policies. *ACM Trans. Inf. Syst. Secur.*, 3(1):30–50, 2000.
- [3] Roderick Bloem, Bettina Könighofer, Robert Könighofer, and Chao Wang. Shield synthesis. In *International Conference on Tools and Algorithms for the Construction and Analysis of Systems*, pages 533–548. Springer, 2015.
- [4] Bettina Könighofer, Mohammed Alshiekh, Roderick Bloem, Laura Humphrey, Robert Könighofer, Ufuk Topcu, and Chao Wang. Shield synthesis. *Formal Methods in System Design*, 51(2):332–361, 2017.
- [5] Suda Bharadwaj, Roderik Bloem, Rayna Dimitrova, Bettina Könighofer, and Ufuk Topcu. Synthesis of minimum-cost shields for distributed systems. In *2019 Annual American Control Conference, ACC 2019, Philadelphia, PA, USA, July 10-12, 2019*. IEEE, July 2019.
- [6] Suda Bharadwaj, Steven Carr, Natasha Neogi, Hasan Poonawala, Alejandro Barberia Chueca, and Ufuk Topcu. Traffic management for urban air mobility. In Julia M. Badger and Kristin Yvonne Rozier, editors, *NASA Formal Methods*, pages 71–87, Cham, 2019. Springer International Publishing.
- [7] Sven Schewe. *Synthesis of distributed systems*. PhD thesis, Saarland University, Saarbrücken, Germany, 2008.
- [8] J. E. Hopcroft, J. T. Schwartz, and M. Sharir. On the Complexity of Motion Planning for Multiple Independent Objects; PSPACE-Hardness of the "Warehouseman's Problem". *Int. J. Rob. Res.*, 3(4):76–88, Dec 1984.
- [9] David Silver. Cooperative pathfinding. *AAAI Press*, pages 117–122, Jun 2005.
- [10] Trevor Standley. Finding optimal solutions to cooperative pathfinding problems. *AAAI Press*, pages 173–178, Jul 2010.
- [11] Trevor Scott Standley and Richard E. Korf. Complete Algorithms for Cooperative Pathfinding Problems. 2011.
- [12] Yu Zhang, Kangjin Kim, and Georgios Fainekos. DisCoF: Cooperative Pathfinding in Distributed Systems with Limited Sensing and Communication Range. *SpringerLink*, pages 325–340, 2016.
- [13] Abraham Silberschatz, Greg Gagne, and Peter B Galvin. *Operating system concepts*. Wiley, 2018.
- [14] Jelle R Kok, Matthijs TJ Spaan, Nikos Vlassis, et al. Multi-robot decision making using coordination graphs. In *Proceedings of the 11th International Conference on Advanced Robotics, ICAR*, volume 3, pages 1124–1129, 2003.
- [15] Tichakorn Wongpiromsarn, Ufuk Topcu, and Richard Murray. Formal synthesis of embedded control software: Application to vehicle management systems. In *Infotech@ Aerospace 2011*, page 1506. 2011.

- [16] PB Sujit, A Sinha, and D Ghose. Multi-uav task allocation using team theory. In *Decision and Control, 2005 and 2005 European Control Conference. CDC-ECC'05. 44th IEEE Conference on*, pages 1497–1502. IEEE, 2005.
- [17] Jin Hock Ong, Abel Sanchez, and John Williams. Multi-uav system for inventory automation. In *RFID Eurasia, 2007 1st Annual*, pages 1–6. IEEE, 2007.
- [18] Yliès Falcone, Jean-Claude Fernandez, and Laurent Mounier. Synthesizing enforcement monitors wrt. the safety-progress classification of properties. In *Information Systems Security*. Springer Berlin Heidelberg, 2008.
- [19] Steven Rasmussen, Derek Kingston, and Laura Humphrey. A brief introduction to unmanned systems autonomy services (uxas). In *2018 International Conference on Unmanned Aircraft Systems (ICUAS)*, pages 257–268. IEEE, 2018.
- [20] Carlos Guestrin, Daphne Koller, and Ronald Parr. Multiagent planning with factored mdps. In *Advances in neural information processing systems*, pages 1523–1530, 2002.
- [21] Amir Pnueli. The temporal logic of programs. In *18th Annual Symposium on Foundations of Computer Science, Providence, Rhode Island, USA, 31 October - 1 November 1977*, pages 46–57. IEEE Computer Society, 1977.
- [22] Ezio Bartocci and Yliès Falcone, editors. *Lectures on Runtime Verification - Introductory and Advanced Topics*, volume 10457 of *Lecture Notes in Computer Science*. Springer, 2018.
- [23] Andreas Bauer, Martin Leucker, and Christian Schallhart. Runtime verification for LTL and TLTL. *ACM Trans. Softw. Eng. Methodol.*, 20(4):14:1–14:64, 2011.
- [24] Andreas Bauer and Yliès Falcone. Decentralised LTL monitoring. *Formal Methods in System Design*, 48(1-2):46–93, 2016.

## Appendix 1: Extension to Trajectories of Arbitrary Length

In problem 1, we assume that the length of any trajectory is bound by some constant  $\ell$ . In this section, we define the problem for trajectories of arbitrary length and propose a solution. We show how to use the ordering mechanism to ensure that the shields can ensure safe behavior even when the trajectories are of arbitrary length.

**Problem 2** *Given a set  $\mathcal{U} = \{u_1, \dots, u_n\}$  of agents and a set  $\{(v_u, w_u) \mid u \in \mathcal{U}\}$  of their trajectories, construct a set  $\{S(u, t) \mid u \in \mathcal{U} \text{ and } t \in \mathbb{T}\}$  of shields such that these shields are correct, cause minimum deviation and bounded.*

Luckily, we do not have to change the entire synthesis procedure to solve this problem. We artificially restrict the input to the shields.  $w_u(0)$  be the trajectory (possibly infinite) for agent  $u$ .  $v_u$  be the start state of the agent. We divide  $w_u$  into blocks of length  $\ell$ ,  $w_u(0) = w_u[0 : \ell - 1] \cdot w_u[\ell : 2\ell - 1] \dots$ . The shield  $S(u, 0)$  uses  $w_u(0)$  as its trajectory, once it reaches the final state  $\hat{\delta}(v_u, w_u(0))$ , it uses  $\left( (\hat{\delta}(v_u, w_u(0)), w_u[\ell : 2\ell - 1]) \right)$  as the new trajectory for the shield synthesis. Algorithm 1 describes this procedure.

In the algorithm, whenever the agent reaches its final state, its trajectory is updated with the next  $\ell$  moves and its flags are also suitably reset. The correctness of this procedure is a direct consequence of the main theorem.

**Result:** Trajectory of length at most length  $\ell + k$

```

i = 0;
Initialize  $w_u$  and  $v_u$ ;
 $v_u^f = \hat{\delta}(v_u, w_u(0)[0 : \ell])$ ;
 $w_u(0) = w_u[0 : \ell]$ ;
while True do
  Update Communication Groups ;
  Increment Time ;
  if  $goal_{u,t} = \top$  then
    i ++;
     $v' = v_u^f$ ;
     $w_u(t) = w_u[i\ell : (i+1)\ell]$ ;
     $v_u^f = \hat{\delta}(v_u, w_u[i\ell : (i+1)\ell - 1])$ ;
     $v_u = v'$ ;
  end
  forall  $v$  in  $\mathcal{U}_u$  do
    if ( $u, v$  violate safety)  $\wedge$  ( $c_u^u = c_v^v = 0$ ) then
      if  $u \prec_0 v$  then
        | Call the path finder on  $u$  and find a new path
      end
    end
    else if ( $u, v$  violate safety)  $\wedge$  ( $c_u^v = 1 \wedge c_v^u = 0$ ) then
      | Return  $w'_u$  (the path returned by the path finder)  $B_u = \emptyset$  ;
    end
  end
  t ++ ;
end

```

**Algorithm 1:** Shield on agent  $u$