

COMPRESSIVE LEARNING FOR SEMI-PARAMETRIC MODELS

Michael P. Sheehan^{*} Antoine Gonon[†] Mike E. Davies^{*}

^{*} {firstname.lastname}@ed.ac.uk IDCOM, University of Edinburgh, UK
[†] antoine.gonon@ens-rennes.fr Univ Rennes, F-35000 Rennes, France

ABSTRACT

In the compressive learning theory, instead of solving a statistical learning problem from the input data, a so-called sketch is computed from the data prior to learning. The sketch has to capture enough information to solve the problem directly from it, allowing to discard the dataset from the memory. This is useful when dealing with large datasets as the size of the sketch does not scale with the size of the database. In this paper, we reformulate the original compressive learning framework to explicitly cater for the class of semi-parametric models. The reformulation takes account of the inherent topology and structure of semi-parametric models, creating an intuitive pathway to the development of compressive learning algorithms. We apply our developed framework to both the semi-parametric models of independent component analysis and subspace clustering, demonstrating the robustness of the framework to explicitly show when a compression in complexity can be achieved.

Index Terms— Compressive Learning, Semi-parametric Models, Sketching, Unsupervised Learning

1. INTRODUCTION

In the current era, it is common practice to have available very large datasets with millions of individual entries and hundreds of features. This poses a big challenge for large scale machine and statistical learning due to the fact computational and memory demands scale poorly with the dimensions of the dataset. The compressive learning framework [1] was developed to tackle this issue and alleviate some of the complexity constraints. The principle of the framework is based on finding a compact representation, a so-called sketch, of the data prior to learning, such that enough information is preserved to minimise a form of risk associated to the learning problem. In general, the sketch does not scale with the size of the dataset but is driven by the complexity of the problem, making it amenable to large scale learning. The framework has been successfully applied to various parametric models, including Gaussian mixture models and K -means clustering [2][3], where the authors exploit explicit structural assumptions, residing in the probability space, to recover a risk from the sketch.

Semi-parametric models form an interesting class of models which are used extensively in the fields of machine learning, statistics and signal processing. One calls a statistical learning problem semi-parametric when the two following conditions are met: there are no parametric constraints on the data distribution and the learning problem can be entirely solved thanks to a statistic of the data distribution. For instance, one of the oldest semi-parametric models is

principle component analysis (PCA), which can be solved by taking the eigenvalue decomposition of the covariance matrix of the data. The covariance matrix is an identifiable statistic sufficient to solve the PCA problem. The distinction between parametric and semi-parametric models is that we do not have access to a parametrized probability space for semi-parametric models, due to inherent topology and structure. Consequently, the original compressive learning framework does not naturally cater for semi-parametric models nor provide a pathway to design compressive learning algorithms.

In this paper, we reformulate the original framework and apply it to semi-parametric models, leading to insights on creating compressive learning algorithms. Our main contribution is to recast the compressive learning framework to explicitly sketch the models identifiable statistics, exploiting structural assumptions in the statistic space, and show how this reformulation paves the way to creating compressive learning algorithms for both subspace clustering (SC) and independent component analysis (ICA).

2. BACKGROUND

2.1. Compressive Learning

Let x_1, x_2, \dots, x_N be independent and identically distributed samples from an unknown probability distribution π on $(\mathcal{Z}, \mathcal{B})$ where $\mathcal{Z} \subset \mathbb{R}^d$, some Euclidean space and \mathcal{B} some Borel σ -field. Classically, π is parametrized by some parameters denoted by $\theta \in \mathbb{R}^k$. A statistical learning problem can be formalised as follows: find a hypothesis h^* from a hypothesis class \mathcal{H} that best matches the probability distribution π over the training collection $\{x_i\}_{i=1}^N$. Given a loss function $l : \mathcal{Z} \times \mathcal{H} \mapsto \mathbb{R}$, this is equivalent to minimising the risk defined as

$$h^* = \arg \min_{h \in \mathcal{H}} \mathcal{R}(\pi, h) = \arg \min_{h \in \mathcal{H}} \mathbb{E}_{X \sim \pi} l(X, h). \quad (1)$$

Moreover, we define the model set associated to the hypothesis class as:

$$\mathfrak{S}_{\mathcal{H}} := \{\pi \in \mathcal{P}(\mathcal{Z}) : \exists h \in \mathcal{H}. \mathcal{R}(\pi, h) = 0\}. \quad (2)$$

In other words, the set containing all distributions that are perfectly modeled by the hypothesis h . In practice, we generally do not have access to the true distribution π , so we instead minimise the empirical risk. As a consequence, this means we have to store all the data in memory.

In compressive learning, we find a compact representation, or so-called sketch, that encodes some statistical properties of the data. Its size is ideally chosen relative to the intrinsic complexity of the problem, making it possible to work with arbitrarily large datasets while storing in memory an object of fixed size. Given a feature function $\Phi : \mathcal{Z} \mapsto \mathbb{R}^m$, such that Φ is integrable with respect to any $\pi \in \mathcal{P}(\mathcal{Z})$, define a linear operator $\mathcal{A} : \mathcal{P}(\mathcal{Z}) \mapsto \mathbb{R}^m$ by

$$\mathcal{A}(\pi) := \mathbb{E}_{X \sim \pi} \Phi(X). \quad (3)$$

This work was supported by the ERC Advanced grant, project C-SENSE, (ERC-ADG-2015-694888). Mike. E. Davies is also supported by a Royal Society Wolfson Research Merit Award.

We define our sketch in (3) to be the expectation of some features of the data distribution π . We want to choose \mathcal{A} so that $\mathcal{A}(\pi)$ captures relevant statistical information of our data so that we'll be able to solve our learning problem from these observations directly. The goal of compressive learning is to therefore find a small $m \ll Nd$ that captures enough information to retrieve an estimated risk which is *close* to the true risk with high probability [1]. In practice, we use the empirical distribution and form an empirical sketch defined as

$$\hat{y} = \mathcal{A}(\pi_N) \quad \text{where} \quad \pi_N := \frac{1}{N} \sum_{i=1}^N \delta_{x_i} \quad (4)$$

denoting by δ_x the dirac distribution on x . Due to the law of large numbers, $\lim_{N \rightarrow \infty} \mathcal{A}(\pi_N) = \mathcal{A}(\pi)$, the empirical sketch can be formed directly from our data.

Once the sketch has been computed, one can discard the dataset $\{x_i\}_{i=1}^N$ from memory, reducing the memory complexity of the learning task. One can design a decoder Δ that exploits the structural assumptions of the model set $\mathfrak{S}_{\mathcal{H}}$ to recover a risk from the sketch. Consequently, we can find the best hypothesis h^* by minimising the risk. The sketching operator \mathcal{A} and the decoder Δ form the pair (Δ, \mathcal{A}) that define the compressive learning algorithm for a specific learning problem. A schematic diagram summarises the compressive learning framework in figure 1. Gribonval and Keriven

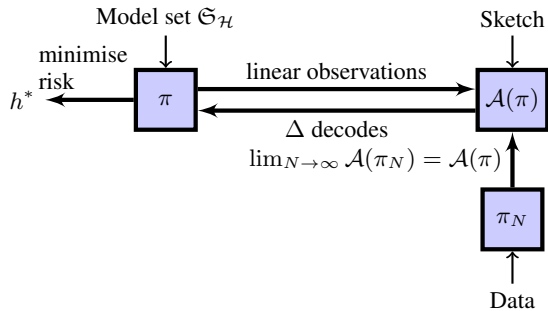


Fig. 1. A schematic diagram of the compressive learning framework

pioneered the method of compressive learning [1] and successfully applied their framework to parametric models including Gaussian mixture models (GMM) and K -means clustering. In particular, they showed that the sketch algorithm reduces the memory complexity of GMM down to $m = \mathcal{O}(d \log_2(d))$ [2], removing the dependency of the number of data points N . We say that \mathcal{P}_θ is a parametric model if it is a subset of the collection of all probability measures \mathcal{M} on $(\mathcal{Z}, \mathcal{B})$ which is fully described by a map $\theta \mapsto \pi_\theta$ with θ ranging over $\Theta \subset \mathbb{R}^k$. In general, the parameter space is finite and the map $\theta \mapsto \pi_\theta$ is smooth for parametric models. In fact, parametric models have the inherent property that a bijection exists between the map $\theta \mapsto \pi_\theta$ which means that each θ corresponds to exactly one distribution. As we will see, this is not the case for semi-parametric models.

2.2. Semi-Parametric Models

Semi-parametric models contain sets that are a substantially large if not an infinite, subset of \mathcal{M} on $(\mathcal{Z}, \mathcal{B})$. These models are described by θ , together with a function $g \in \mathcal{G}$, such that the model is specified by the set $\mathbb{P}, \Theta, \mathcal{G}$ and the parametrization given by [4]:

$$(\theta, g) \mapsto \pi_{(\theta, g)} \quad \text{for} \quad (\theta, g) \in \Theta \times \mathcal{G}. \quad (5)$$

We define a semi-parametric model by

$$\mathcal{P}_{(\theta, g)} := \{\pi \in \mathcal{P} \mid \pi_{(\theta, g)}, \theta \in \mathbb{R}^k, g \in \mathcal{G}\}. \quad (6)$$

In general, the map $(\theta, g) \mapsto \pi_{(\theta, g)}$ is not bijective, and therefore one statistic corresponds to many distributions. This is the clear distinction between parametric and semi-parametric models. In most cases the function g is not known, or is not sufficiently smooth to explicitly express in a concise parametrized way such that inference can be done. In numerous instances, we can use some statistics of the data which enable one to solve the semi-parametric task. As discussed, we can use the covariance matrix as a statistic to solve the PCA problem. Throughout this discussion we will term such statistics, which are used to solve the semi-parametric problem, as *identifiable statistics*.

3. RELATED WORKS

Recall that the covariance matrix acts as a identifiable statistic for the PCA problem i.e. the principal components can be found through the eigenspectrum of the covariance matrix. Given $\{x_i\}_{i=1}^N, x \in \mathbb{R}^d$, sampled from a probability distribution π and covariance matrix $\Sigma_\pi \in \mathcal{S} \subset \mathbb{R}^{d \times d}$, we find the best k -dimensional subspace that best matches the data. This defines a hypothesis class for the PCA problem $\mathcal{H} = \{h \subset \mathcal{Z} \mid \dim h = k\}$ and a corresponding model set that is defined by the distributions that produce a covariance matrix of rank k :

$$\mathfrak{S}_{\mathcal{H}} = \{\pi \mid \text{rank}(\Sigma_\pi) \leq k\}.$$

Gribonval et. al. in [1] show that one can take a sketch of the covariance matrix, $y = \mathcal{A}(\Sigma_\pi)$, and decode the sketch to return an estimated risk by using a matrix completion algorithm that exploits the rankness of the covariance matrix. By doing so, one can reduce the complexity of the PCA task to $m = \mathcal{O}(kd)$. Sketched PCA does not succinctly fit into the compressive learning framework highlighted in figure 1. Firstly, notice that the sketched method, discussed above, encodes and decodes a statistic, which does not define a single probability distribution π but infact an infinite number of distributions having the same covariance matrix. Secondly, we are not directly using structural assumptions on the model set to make the decoding step possible. Instead, we exploit structural assumptions from the intermediary set of identifiable statistics \mathcal{S} . In the next section we develop the framework to address these issues.

4. COMPRESSIVE SEMI-PARAMETRIC LEARNING

In section 3, we showed that compressive PCA does not succinctly fit the compressive learning framework nor provide any intuition how to create a compressive PCA algorithm. The covariance matrix corresponds to infinitely many data distributions and therefore it is almost impossible to decode a single distribution π . Indeed, this is the case for all semi-parametric models. With an abuse of notation, let Σ_π denote the identifiable statistic associated to an arbitrary semi-parametric model. An equivalence exists between distributions in the model set $\mathfrak{S}_{\mathcal{H}}$ and the set of identifiable statistics \mathcal{S} . Formally, let \sim be the equivalence relation defined by

$$\{\pi_a \sim \pi_b \mid \Sigma_{\pi_a} = \Sigma_{\pi_b}\}. \quad (7)$$

As a result, there exists a many-to-one mapping, $\Psi : \mathcal{P}_{(\theta, g)} \mapsto \mathcal{S}$, that maps equivalence classes in $\mathcal{P}_{(\theta, g)}$ to the same point in \mathcal{S} . Both the equivalence class structure and the mapping are illustrated in Figure 2. Due to the equivalence class structure inherent in semi-parametric models, we lose the luxury of injectivity found in parametric models for the mapping Ψ . The consequence is that a single

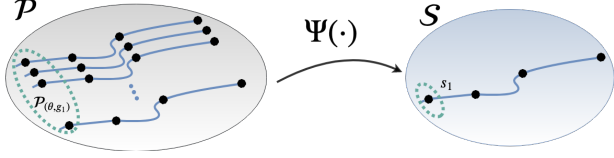


Fig. 2. A schematic diagram of the probability equivalence class where many distributions collapse down to one point in the statistic set.

distribution cannot be decoded, and therefore the original framework does not cater explicitly for semi-parametric models. Below, we define a reformulation of the compressive learning framework to tackle such models and provide a pathway to develop compressive learning algorithms amenable to semi-parametric models.

4.1. Reformulated Framework

We reformulate the framework by assuming that we know a statistic set \mathcal{S} that can be used to define the risk function. That means that instead of having one risk function per distribution as before, here we have one risk function per equivalence class. This is possible when there exists a map $\Psi : \mathcal{P}_{(\theta, s)} \mapsto \mathcal{S}$ satisfying

$$\mathcal{R}(\pi, h) = \mathcal{R}(\Psi(\pi), h). \quad (8)$$

It turns out that the parameterization of the probability distributions is not needed anymore. Indeed, it suffices to have a parameterization of the statistic set to search for a sketch. Note that the size of the set \mathcal{S} containing the statistics may be smaller than the size of the model set, as many probability distributions have the same statistic. In accordance, we define the new sketch as

$$\mathcal{A}(\Psi(\pi)) = \mathbb{E}_{x \sim \pi} \Phi(X) \quad (9)$$

where $\mathcal{A} : \mathcal{S} \mapsto \mathbb{R}^m$ is a linear operator on $s \in \mathcal{S}$ and $\Phi : \mathcal{Z} \mapsto \mathbb{R}^m$ is a given feature function. As we are encoding a statistic from finite samples, the empirical sketch is defined as $\hat{y} := \mathcal{A}(s_N)$, where s_N is the empirical statistic computed through the samples. As ever, the law of large numbers apply, such that $\lim_{N \rightarrow \infty} \mathcal{A}(s_N) = \mathcal{A}(s)$. Once the sketch is formed, we use a decoder Δ_s that recovers a statistic $\hat{s} \in \mathcal{S}$ such that $\mathcal{R}(\hat{s}, \cdot)$ and $\mathcal{R}(s, \cdot)$ are uniformly close. The decoder Δ_s is designed specifically to exploit the structural assumptions of the set \mathcal{S} . Consequently, we can find the best hypothesis h^* by minimising the risk. Assuming that $\Sigma_\pi \in \mathcal{S}$ is our identifiable statistic associated with a semi-parametric model, a schematic diagram of the reformulated framework is highlighted in figure 3.

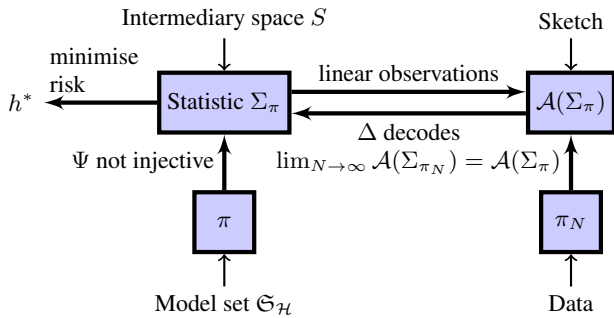


Fig. 3. A schematic diagram of the new compressive semi-parametric learning framework.

Our new formulation of the compressive learning framework provides a far more intuitive and explicit pathway enabling one to

identify statistics associated with a given semi-parametric model to create compressive learning algorithms. Furthermore, the framework allows one to explicitly design a decoder Δ_s by demonstrating the structural assumptions of semi-parametric models, where the original framework severely lacked. In the next section, we shall signify the importance of our reformulation by applying the framework to two well known semi-parametric models.

5. CASE STUDIES

In this section we apply our compressive semi-parametric framework to two well known, yet complex, semi-parametric models of independent component analysis and subspace clustering. To be consistent and for comparison, we will use the notation Σ_π to denote the identifiable statistic for each model.

5.1. Compressive Independent Component Analysis

We start the discussion with ICA, a semi-parametric model that decomposes data into hyperplanes of maximum independence via a linear transformation. For the sake of simplicity and brevity, we assume the data has identity covariance and zero mean, and therefore the task of ICA is to find an orthogonal matrix Q such that $x = Qs$, where s has statistically independent entries : $p(s) = \prod_{i=1}^d p_i(s_i)$. Each p_i denotes the distribution of an independent component, and as we do not know the nature of the densities p_i in advance, we cannot reduce the estimate done to a finite parameter set. Consequently, the estimation of p_i is non-parametric, and coupled with the parametric part of estimating the orthogonal matrix Q , results in ICA belonging to the class of semi-parametric models.

We resort to higher order statistics, specifically kurtosis, to solve the problem [5]. In general, kurtosis is a measure of independence for sources of different densities. Minimising the kurtosis of entry wise sources, maximises the independence of the system [6]. In our setting described, each point-wise kurtosis, defined by:

$$\Sigma_{ijkl} = \mathbb{E}[x_i x_j x_k x_l] - 3, \quad (10)$$

forms a 4th order kurtosis cumulant tensor $\Sigma_\pi \in \mathbb{R}^{d \times d \times d \times d}$. The goal of cumulant based ICA, is therefore to find an orthogonal transformation Q :

$$\Sigma_\pi \times_1 Q^T \times_2 Q^T \times_3 Q^T \times_4 Q^T \quad (11)$$

resulting in zero cross cumulants $\Sigma_{ijkl} = 0 \forall i j k l \neq i i i i$. Consequently, the sources will be independent and the cumulant tensor will be diagonal. The set of diagonal cumulant tensors can be defined as

$$\mathcal{D} := \{\Sigma_\pi \mid \Sigma_{\pi ijkl} = 0 \quad \forall i j k l \neq i i i i\}. \quad (12)$$

By doing so, we can define the model set \mathfrak{S}_H of the ICA model:

$$\mathfrak{S}_H := \{\pi \mid \Sigma_\pi \times_1 Q^T \times_2 Q^T \times_3 Q^T \times_4 Q^T \in \mathcal{D}\}, \quad (13)$$

where Q is the parameter of interest and \times_j denotes the j^{th} matrix-tensor product.

The new formulation of compressive learning for semi-parametric models described in section 4.1 shows we must look for structural assumptions on the statistic set $\mathcal{S} \subset \mathbb{R}^{d \times d \times d \times d}$ to sketch Σ_π . In the case of ICA, the assumption that the cumulant tensor (formed from data $\{x_i\}_{i=1}^N$) can be *diagonalised* by an orthogonal transformation, results in the solution living on a manifold, denoted \mathcal{Q} , of dimension d^2 compared to that of d^4 of the statistical set [7]. More precisely, it is sufficient to take $m = \mathcal{O}(d^2)$ random linear

projections of Σ_π . A compressive ICA algorithm can be defined by the encoding-decoding pair (Δ_s, \mathcal{A}) :

$$\begin{cases} \mathcal{A} : \Sigma \in \mathbb{R}^{d \times d \times d \times d} \mapsto (a_i^T \text{vec}(\Sigma))_{i=1:m} \in \mathbb{R}^m \\ \Delta_s(\hat{y}) = \arg \min_{\substack{\hat{y} = \mathcal{A}(\Sigma) \\ \Sigma \in \mathcal{Q}}} \rho_Q(\Sigma) \end{cases} \quad (14)$$

where $a_i \sim \mathcal{N}(0, \frac{1}{\sqrt{m}} \mathbf{I}_d)$ and ρ_Q defines any independence contrast function defined over cumulant tensors [6].

Figure 4 shows the ratio of compression $\frac{m}{d^4}$ as d grows. The figure illustrates clearly that the framework has enabled us to identify a statistic that lives in a set with strong structural assumptions, that can be sketched to vastly reduce the order of memory complexity.

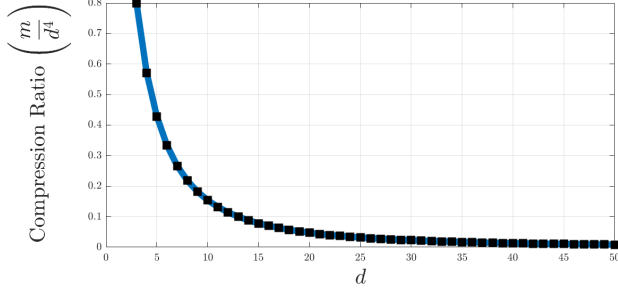


Fig. 4. Compressive ICA learning: A graph showing the compression ratio $\frac{m}{d^4}$ as d grows.

5.2. Compressive Subspace Clustering

The subspace clustering problem consists of finding the best union of subspaces that matches the given data $\{x_i\}_{i=1}^N \in \mathbb{R}^d$ [8]. It can be formalised by the hypothesis class

$$\mathcal{H} := \{(h_1, h_2, \dots, h_n) \mid h_i \subset \mathbb{R}^d, \dim h_i = d_i\}, \quad (15)$$

which forms the corresponding model set

$$\mathfrak{S}_{\mathcal{H}} := \{\pi = \sum_i \alpha_i \pi_{h_i} \mid \text{rank}(\Sigma_{\pi_{h_i}}) \leq d_i, \sum_i \alpha_i = 1\}. \quad (16)$$

In the literature, we assume that the number of subspaces n and the dimension d_i of each subspace are known in advance, to make the problem well-posed. Subspace clustering can be thought of as a n -mixture model with data sampled from unknown probability distributions π_{h_i} . As we do not know the form of these distributions, we can not reduce the estimate down to a finite parameter set. Similar to the ICA case, estimating π_{h_i} is non-parametric, and coupled with the parametric form of the mixture coefficients α , results in subspace clustering fitting into the semi-parametric class of models.

The subspace clustering problem can be solved through a generalised principle component analysis (GPCA) approach [9]. By assuming the data $\{x_i\}_{i=1}^N$ lies within a union of n subspaces S , we denote by $\nu_{n,d}(x)$, or $\nu(x)$ for simplicity, the vectors having components equal to all the monomials of degree n in the d components of the data point x . For instance when $n = 2$ and $d = 3$, $\nu_{n,d}(x) = (x_1^2 x_1 x_2 x_1 x_3 x_2^2 x_2 x_3 x_3^2)^T$. The embedded point $\nu_{n,d}(x)$ belongs to \mathbb{R}^D with

$$D := \binom{n+d-1}{d-1} \leq d^n. \quad (17)$$

For any union S of n subspaces S_i , we can find polynomials $(p_j)_{j=1 \dots \bar{R}}$ that define the union of subspaces:

$$x \in \bigcup_{i=1}^n S_i \Leftrightarrow \bigwedge_{j=1}^{\bar{R}} p_j(x) = 0, \quad (18)$$

by computing the null space of the matrix $V^T = [\nu(x_1), \dots, \nu(x_N)]^T$. Indeed, computing the null space of V can be easily deduced by finding the eigendecomposition of the correlation matrix Σ_π of the embedded data:

$$\Sigma_\pi := \frac{1}{N} V V^T \in \mathbb{R}^{D \times D}. \quad (19)$$

The correlation matrix of the Veronese embeddings is therefore the identifiable statistic associated to subspace clustering and we can therefore apply the compressive semi-parametric framework to it. As expected, the framework motivates us to seek structural assumptions of the statistic set $\mathcal{S} \subset \mathbb{R}^{D \times D}$. In the situation of GPCA, the correlation has rank R between 1 and D depending on the geometric makeup of the subspaces. In certain cases, the rank of correlation is in fact very small and therefore the degrees of freedom are far less than the dimensions of the statistic set S . In such situations, we know that only $\mathcal{O}(DR)$ measurements are needed to recover Σ_π and therefore it is sufficient to take $m = \mathcal{O}(DR)$ rank-one projections of Σ_π to enable stable recovery. A compressive GPCA algorithm can be defined by the encoding-decoding pair (Δ_s, \mathcal{A}) :

$$\begin{cases} \mathcal{A} : \Sigma \in \mathbb{R}^{D \times D} \mapsto (\text{trace}(a_i a_i^T \Sigma))_{1 \leq i \leq m} \in \mathbb{R}^m \\ \Delta_s(\hat{y}) = \arg \min_{\substack{\Sigma \in \mathbb{R}^{D \times D} \\ \Sigma \succ 0 \\ \hat{y} = \mathcal{A}(\Sigma)}} \|\Sigma\|_* \end{cases} \quad (20)$$

Figure 5 shows a phase transition for the ratio of memory compression $\frac{m}{Nd}$ with respect to the dataset size Nd as the dimension d and number of subspaces n grows, when the correlation matrix Σ_π is of low rank ($R = 0.05D$). The green region shows when compression occurs, while the red region shows when compression is not possible in comparison to storing the whole data set in memory. The reformulated compressive learning framework illustrates that compression is only possible for modest dimensions.

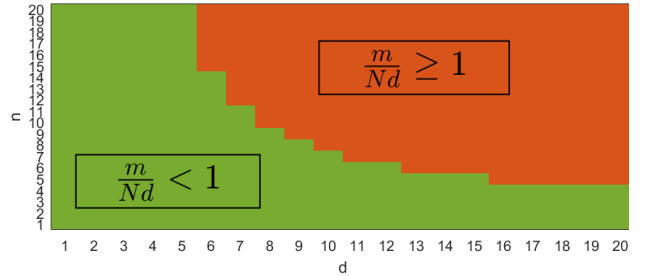


Fig. 5. Compressive GPCA learning: The compression ratio of the sketch size and the data length, $\frac{m}{Nd}$, as the model dimensions n and d grow. The data length is fixed at $N = 10000000$.

6. CONCLUSION

Compressive learning for parametric models achieve successful compression in memory complexity as the sketch is commensurate with the model dimensions. In this paper, our case studies have shown that this is not always the case for semi-parametric models, as the identifiable statistic can scale well (ICA) or poorly (SC) with the underlying model dimensions. Importantly, our developed framework allows the user to identify exactly when memory compression is possible given an identifiable statistic, where the existing framework lacked. An interesting research direction which has arisen from this work is - ‘‘Given an identifiable statistic associated with a semi-parametric model, is it of minimal dimensionality?’’.

7. REFERENCES

- [1] Rémi Gribonval, Gilles Blanchard, Nicolas Keriven, and Yann Traonmilin, “Compressive statistical learning with random feature moments,” *arXiv preprint arXiv:1706.07180*, 2017.
- [2] Nicolas Keriven, Anthony Bourrier, Rémi Gribonval, and Patrick Pérez, “Sketching for large-scale learning of mixture models,” *Information and Inference: A Journal of the IMA*, vol. 7, no. 3, pp. 447–508, 2017.
- [3] Nicolas Keriven, Nicolas Tremblay, Yann Traonmilin, and Rémi Gribonval, “Compressive k-means,” in *2017 IEEE International Conference on Acoustics, Speech and Signal Processing (ICASSP)*. IEEE, 2017, pp. 6369–6373.
- [4] Peter J Bickel and Chris AJ Klaassen, *Efficient and adaptive estimation for semiparametric models*, vol. 4, Springer, 1998.
- [5] Aapo Hyvärinen and Erkki Oja, “Independent component analysis: algorithms and applications,” *Neural networks*, vol. 13, no. 4-5, pp. 411–430, 2000.
- [6] Pierre Comon, “Independent component analysis, a new concept?,” *Signal processing*, vol. 36, no. 3, pp. 287–314, 1994.
- [7] Michael P. Sheehan, Madeleine S. Kotzagiannidis, and Mike E. Davies, “Compressive independent component analysis,” in *European Signal Processing Conf.(EUSIPCO), Spain, 2019*.
- [8] René Vidal, “Subspace clustering,” *IEEE Signal Processing Magazine*, vol. 28, no. 2, pp. 52–68, 2011.
- [9] Rene Vidal, Yi Ma, and Shankar Sastry, “Generalized principal component analysis (gpca),” *IEEE transactions on pattern analysis and machine intelligence*, vol. 27, no. 12, pp. 1945–1959, 2005.