

Convolutional Neural Networks for Space-Time Block Coding Recognition

Wenjun Yan, Qing Ling*, and Limin Zhang

Abstract—We find that the latest advances in machine learning with deep neural network by applying them to the task of radio modulation recognition, channel coding recognition, and spectrum monitor. This paper first proposes a novel identification algorithm for Space-Time Block coding(STBC) signal. The feature between Spatial Multiplexing (SM) and Alamouti (AL) signals is extracted via adapting convolutional neural networks after preprocessing the received sequence. Unlike other algorithms, this method does not require any prior information of channel coefficient, and noise power and, consequently, is well-suited for non-cooperative context. Results show that the proposed algorithm performs well even at a low signal to noise ratio (SNR).

Index Terms—cognitive radio, machine learning, convolutional neural networks, Space-Time Block classification, deep learning

I. INTRODUCTION

Cognitive radio originally plays an important role in military application, including electronic warfare, interference identification, and interference signal design. Recently, cognitive radio has been applied in civil communication, such as radio surveillance, software defined radio, and spectrum awareness [1]. Automatic signal identification is required even at a low signal to noise ratio, without any prior information and front processing. Consequently, Automatic signal identification is always the difficulty and emphasis of signal processing.

Deep neural network has been widely used in computer vision, natural language processing, and speaker recognition. Recently, researchers in the wireless communication field have started to apply deep neural networks to cognitive radio task, such as radio modulation recognition [2][3], turbo recognition, polar coding recognition [4], spectrum monitor [5], autoencoders for end-end communication [6], and channel estimation [7]. Surprisingly, relatively simple convolutional neural networks outperform these traditional methods.

To the best of authors' knowledge, all STBC classification found in literature applied these traditional methods, such as maximum-likelihood (ML) criterion and feature-based (FB) [8]- [10]. These traditional methods do not perform well in real-time and the identification accuracy. However, the trend in machine learning applied to voice recognition and image processing is overwhelmingly that of feature learning from data rather than crafting of expert features, suggesting we should apply similar shift in signal processing domain.

In this paper, we first presents applying convolutional neural networks to solve STBC recognition, and demonstrate this approach can improve classification accuracy against current methods.

II. STBC SIGNAL

Let us consider Spatial Multiplexing(SM) and Alamouti(AL)

signals. The modulated symbols are divided by length N_s , which is encoded to generate N_t parallel signal sequence of length L . The b th block of N_s complex symbols are denoted as column vector $X_b = [x_{b,0}, \dots, x_{b,N_s-1}]^T$, which the superscript T represents transposition. Further, the coding matrix is denoted as $C(X_b)$. The transmitted symbols that are assumed to belong to an M signal constellation are subjected to independent and identically distribution.

For SM signal, a block of $N_s = N_t = 2$ symbols is transmitted via the N_t antennas in L time period. The coding matrix can be expressed as

$$C(X_b) = \begin{bmatrix} x_{b,0} & x_{b,2} & x_{b,4} & \dots \\ x_{b,1} & x_{b,3} & x_{b,5} & \dots \end{bmatrix} \quad (1)$$

For AL signal, a block of $N_s = 2$ is transmitted via the two antennas in $L=2$ time period. The coding matrix can be expressed as

$$C(X_b) = \begin{bmatrix} x_{b,0} & -x_{b,1}^* \\ x_{b,1} & x_{b,0}^* \end{bmatrix} \quad (2)$$

Without loss of generality, the first received symbols are denoted as $r(0)$, the $(k_1 + 1)$ th received symbols, which is belong to the b th transmitted block, are denoted as $C_{k_1}(X_b)$. Under these assumptions, the k th intercepted symbol can be given as

$$r(k) = HS(k) + w(k) \quad (3)$$

Where $S(k) = C_p(X_q)$, $p = (k + k_1) \bmod L$, $q = b + (k + k_1) \text{div} L$, $z \bmod L$ and $z \text{div} L$ denoting respectively the remainder and quotient of the division z / L . $w(k)$ represents the complex Gaussian white noise with zero-mean and variance σ_w^2 . $H = [h_0, h_1, \dots, h_{N_t-1}]$ represents the vector of fading channel coefficients and is constant over the observation period.

In this paper, we apply convolutional neural network to identify the STBC signal. It demonstrates that classification accuracy can be improved against current day approaches.

III. STBC SIGNAL RECOGNITION

A. Difference analysis between the SM signal and AL signal

1) Transmit signal

Equation (1) shows that the transmit SM signal in the two consecutive time periods consist of independent and identically distribution random variables, the correlation function can be given as

$$E(x_0 x_1) = 0 \quad (4)$$

Where x_1 and x_2 denote respectively the first time period and the second time period transmit signal.

In the same way, for AL signal, equation (2) shows there is a correlation between the two consecutive time periods. Consequently,

(Corresponding author: Qing Ling)

W. Yan, Q. Ling and L. Zhang are with the Naval Aviation University, 264001 Yantai, China (e-mail: wj_yan@foxmail.com, lingqing19870522@163.com).

the correlation function can be given as

$$E(x_0 x_1) = E(x_0 x_0^*) = x^2 \quad (5)$$

Where * denotes complex conjugation.

2) Receive signal

For AL signal, the received signal in the two consecutive time periods can be given as

$$r(0) = h_0 x_0 + h_1 x_1 + n_0 \quad (6)$$

$$r(1) = -h_0 x_0^* + h_1 x_1^* + n_1 \quad (7)$$

The correlation function $E[r(0)r(1)]$ can be given as

$$E[r(0)r(1)] = h_1^2 x_1^2 - h_0^2 x_0^2 \quad (8)$$

For SM signal, the received signal in the two consecutive time periods can be given as

$$r(0) = h_0 x_0 + h_1 x_1 + n_0 \quad (9)$$

$$r(1) = h_0 x_3 + h_1 x_4 + n_1 \quad (10)$$

The correlation function $E[r(0)r(1)]$ can be given as

$$E[r(0)r(1)] = 0 \quad (11)$$

From equation (4)-(11), we can find the difference between the AL signal and SM signal that AL symbols is partly interrelated, while SM symbols is not. So we apply the convolutional neural network to extract feature in order to identify signal quickly.

B. Generating and Labelling dataset

A suitable dataset is necessary in subsequent experiment. Consequently, we select a collection of STBC signal which includes SM and AL signals. These two signals are used widely in the actual communication. We transmit known signal that follow the coding matrix (1) and (2), expose them each to channel effects, noise effects described above using MATLAB. The samples are segmented by short-time window, just as we segmented voice signal. The dataset is formed by extracting steps of 128 samples with a shift of 64 samples.

The label that contain the information of SNR and the type of STBC, is add in first two columns. The samples of the dataset are 130 after labelling the dataset. The SNR is set between -10 and 10dB, the type of STBC is set as AL and SM.

C. preprocessing a dataset

The convolutional neural network originally appears in image processing. The image that contains pixels, is generally 2-dimensional(2-D) data. Convolutional neural network generally deal with 2-dimensional data, however, the radio time series $r(t)$ is a 1-dimensional data. Consequently, we need convert the 2-D dataset to 1-D dataset. We use $X(t)$ as a new set of $2 \times N$ vectors, which extract In-phase and Quadrature (I and Q).

D. Model building and training

We select a 4-layer network as a candidate after we train against several neural network. The candidate neural network consists several parts: two convolutional layers and two dense fully connected layers. The activation function is set as rectified linear (ReLU) function in the first three layers; the Soft-max activation is used in the one-hot output layer. The CNN architecture is shown in figure 1.

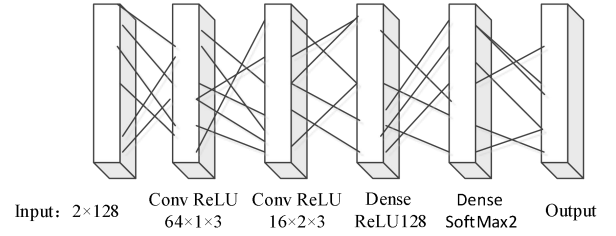


Fig. 1. CNN architecture

The dataset is entered into neural network in order to gain the optimal weight that is sought by minimizing the cost function. The cost function is given as

$$J(\theta) = -\frac{1}{m} \left[\sum_{i=1}^n y^{(i)} \log h_{\theta}(x^{(i)}) + (1 - y^{(i)}) \log (1 - h_{\theta}(x^{(i)})) \right] \quad (11)$$

While the cost function $J(\theta)$ reaches the minimum value, the weight is optimal.

After model building, the structure is shown as in TABLE I.

TABLE I
MODEL STRUCTURE

Layer(type)	Output shape	Parameter#
Reshape_1(Reshape)	(None,1,2 128)	0
Conv1(Conv2D)	(None,256,2 129)	1280
conv2 (Conv2D)	(None, 80, 1, 131)	122960
dense1 (Dense)	(None, 256)	2683136
dense2 (Dense)	(None, 2)	514

IV. RESULTS

A. Simulation setup

To evaluate the proposed method, we verify the classification performance on the test data set. The scale of the dataset is approximately million levels. We use approximately two thirds of examples for training, and one third of the examples for testing and validation. For the dataset, the range of SNR is from -20dB to +20dB, and labeled in order to evaluate performance on each SNR condition.

B. Performance evaluation

Fig. 2 shows the probability of correct identification $P(\lambda = \xi | \xi)$, $\xi = \text{AL, SM}$ versus SNR. The classification accuracy of proposed algorithm reaches roughly 1 at SNR=-5dB, consequently, the proposed algorithm performs well even at a low signal to noise ratio. To further illustrate the performance of proposed algorithm, we compare it with existing expert feature extract algorithms. The performance of convolutional neural networks exceeds the expert feature extract algorithms. The proposed algorithm does not require any prior information of channel coefficient, and noise power and, consequently, is well-suited for non-cooperative context. The validation loss and train loss are shown in Fig.3. The curves begin to converge in the 15 epochs. It means that the deep network works well, and converges quickly.

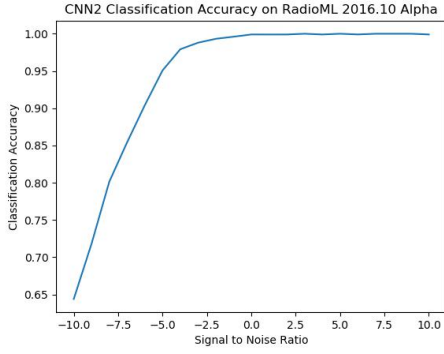


Fig. 2. Classifier performance vs SNR

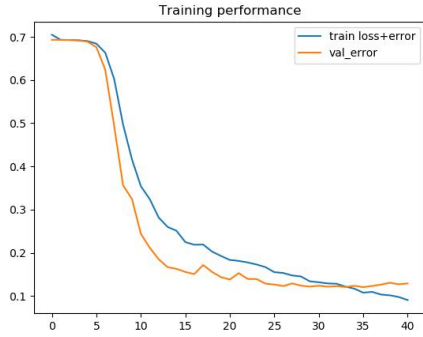


Fig. 3. Loss plots CNN2

C. Confusion matrix

To further understand the performance of the proposed algorithm, we should seek the limit of it. We look at the confusion matrix at SNR=-5dB, -10dB, 0dB, 5dB shown in Fig. 4-Fig. 7. When the SNR is greater than -5dB, the confusion matrix has a clean diagonal feature.

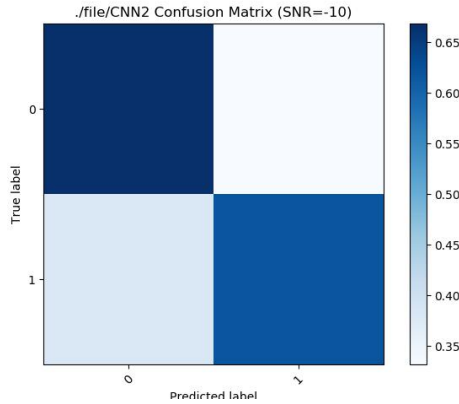


Fig. 4. -10dB performance of CNN2

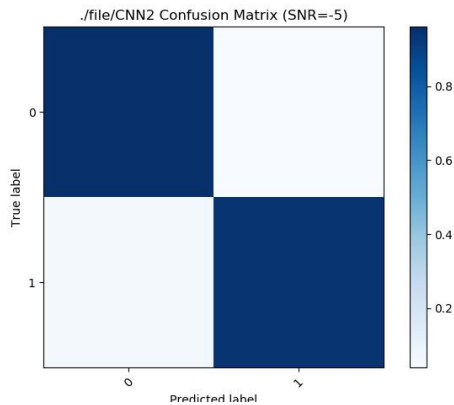


Fig. 5. -5dB performance of CNN2

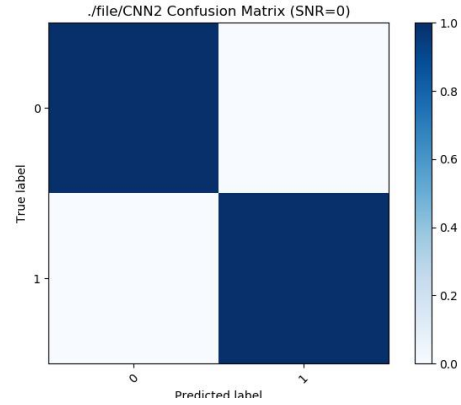


Fig. 6. 0dB performance of CNN2

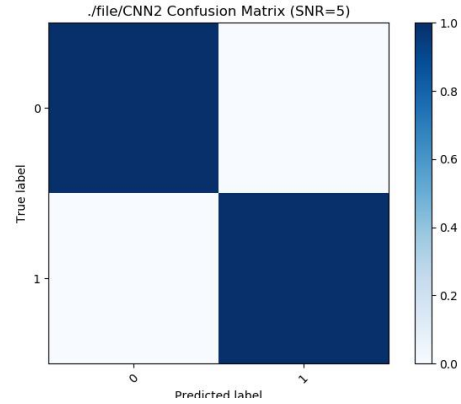


Fig. 7. 5dB performance of CNN2

V. CONCLUSION

In this paper, we proposed a new algorithm for recognition of AL and SM signals recognition using convolutional neural networks. The proposed algorithm provides a reasonable performance at relatively low SNR. Furthermore, it does not require any prior information, such as channel coefficient, and noise power. As part of future work, the deep neural presented in this paper is planned to be extended to other method, such as Residual networks, Inception modules, and LSTM networks. The identification method is planned to be extended to additional STBCs, such as STBC-OFDM, and SFBC-OFDM.

REFERENCES

- [1] O. A. Dobre, "Signal identification for emerging intelligent radios: classical problems and new challenges," *IEEE Instrum. Meas. Mag.*, vol. 18, no. 2, pp. 11-18, Apr. 2015.
- [2] J. Timothy et al., "Charles Clancy. Convolutional Radio Modulation Recognition Networks," *International Conference on Engineering Application of Neural Networks*, Springer International Publishing, Aberdeen, UK, 2016, pp. 213-226.
- [3] X. Liu, D. Yang, and A. E. Gamal, "Deep network architectures for modulation classification," [Online]. eprint arXiv: 1712. 004432017.
- [4] S. He, R. Liu, K. Tian, "A novel blind detection scheme of polar codes," *IEEE communication letters*, vol. 23, no. 8, 2019, 1289-1292.
- [5] X. Zhou, X. He, and C. Zhen, "Radio signal recognition based on image deep learning," *Journal on Communication(in Chinese)*, vol. 40, no. 7, pp. 114-125, 2019.
- [6] T. O' Shea, J. Hoydis, "An introduction to deep learning for the physical layer," *IEEE Transaction on cognitive communication and networking*, Vol. 3, No. 4, pp: 563-575, 2017.

- [7] T. Gruber, S. Cammerer. "On deep learning-based channel decoding," 2017 51st Annual Conference on Information Sciences and systems, Baltimore, MD, 2017, pp: 1-6.
- [8] M. Marey, O.A. Dobre and B. Liao, "Classification of STBC systems over frequency-selective channels," IEEE Trans. Veh. Technol., vol. 64, no. 5, pp. 2159-2164, May 2015.
- [9] M. Marey, O.A. Dobre, and R. Inkol. "Blind STBC identification for multiple antenna OFDM systems," IEEE Trans. Commun., vol. 62, no. 5, pp.1554-1567, May 2014.
- [10] Q. Ling, L. Zhang, and W. Yan, "Hierarchical space-time block codes signals classification using higher order cumulants," Chinese Journal of Aeronautics, vol. 29, no. 3, pp. 754-762, 2016.