

Hypergraph clustering with categorical edge labels

Ilya Amburg
Cornell University
ia244@cornell.edu

Nate Veldt
Cornell University
nveltdt@cornell.edu

Austin R. Benson
Cornell University
arb@cs.cornell.edu

ABSTRACT

Graphs and networks are a standard model for describing data or systems based on pairwise interactions. Oftentimes, the underlying relationships involve more than two entities at a time, and hypergraphs are a more faithful model. However, we have fewer rigorous methods that can provide insight from such representations. Here, we develop a computational framework for the problem of clustering hypergraphs with categorical edge labels — or different interaction types — where clusters corresponds to groups of nodes that frequently participate in the same type of interaction.

Our methodology is based on a combinatorial objective function that is related to correlation clustering but enables the design of much more efficient algorithms. When there are only two label types, our objective can be optimized in polynomial time, using an algorithm based on minimum cuts. Minimizing our objective becomes NP-hard with more than two label types, but we develop fast approximation algorithms based on linear programming relaxations that have theoretical cluster quality guarantees. We demonstrate the efficacy of our algorithms and the scope of the model through problems in edge-label community detection, clustering with temporal data, and exploratory data analysis.

1 INTRODUCTION

Representing data as a graph or network appears in numerous application domains, including, for example, social network analysis, biological systems, the Web, and any discipline that focuses on modeling interactions between entities [5, 23, 46]. The simple model of nodes and edges provides a powerful and flexible abstraction, and over time, more expressive models have been developed to incorporate richer structure in data. In one direction, models have incorporated more information about the nodes and edges: multilayer networks explicitly model nodes and edges of different types [33, 45], meta-paths formalize relational structure in heterogeneous information networks [22, 55], and graph convolutional networks use features about nodes and edges for prediction tasks [32]. In another direction, *group*, *higher-order*, or *multi-way* interactions between several nodes — as opposed to pairwise interactions — are paramount to the model. In this space, interaction data has been modeled with hypergraphs [61, 62], tensors [1, 51], affiliation networks [37], simplicial complexes [8, 49], and motif-based representations [9]. Designing methods that effectively analyze the richer structure encoded by these more expressive models is a constant challenge in graph-based data mining and machine learning.

In this work, we focus on the fundamental problem of clustering, where the general idea is to group nodes based on some similarity score. While graph clustering methods have a long history [24, 40, 44, 52], existing approaches for rich graph data do not naturally handle networks with categorical edge labels. In these settings, a categorical edge label encodes a type of discrete similarity score — two nodes connected by an edge with category label c are

deemed to be similar with respect to c . This type of structure shows up in a variety of settings: brain regions are connected by different types of connectivity patterns [18]; edges in coauthorship networks are categorized by publication venues, and copurchasing data often contains information about the type of shopping trip. In the examples of coauthorship and copurchasing, the interactions are also higher-order — publications can involve multiple authors and purchases can be made up of several items. Thus, we would like a scalable approach to clustering nodes using a similarity score based on categorical edge labels, with easy generalizations to models for higher-order interactions.

Here, we solve this problem by proposing a novel clustering framework for edge-labeled graphs. Given a network with k edge labels (categories or colors), we create k clusters of nodes, each corresponding to one of the labels. As an objective function for cluster quality, we seek to simultaneously minimize two quantities: (i) the number of edges that cross cluster boundaries, and (ii) the number of intra-cluster “mistakes”, where an edge of one category is placed inside the cluster corresponding to another category. This approach facilitates a labeling of the nodes which results in a clustering that respects both the coloring induced by the edge labels and the topology of the original network. We also develop our computational framework in a way that seamlessly generalizes to the case of hypergraphs to model higher-order interactions, where hyperedges have categorical labels.

The style of our objective function is related to correlation clustering in signed networks [7] — as well as its generalization for discrete labels (colors), chromatic correlation clustering [10, 11] — which are based on similar notions of mistake minimization. However, a key difference is that our objective function does not penalize placing nodes not connected by an edge in the same cluster. We show in this paper that this modeling difference provides serious advantages in terms of tractability, scalability, and the ability to generalize to higher-order interactions.

We first study the case of edge-labeled (edge-colored) graphs with only two categories. We develop an algorithm that optimizes our Categorical Edge Clustering objective function in polynomial time by reducing the problem to a minimum s - t cut problem on a graph based on the underlying network. We then generalize this construction to facilitate quickly finding the optimal solution exactly for hypergraphs. This setting is remarkable on two fronts. First, typical clustering objectives such as minimum bisection, ratio cut, normalized cut, and modularity are NP-hard to optimize even in the case of two clusters [15, 57]. And in correlation clustering, having two edge types is also NP-hard [7]. On the other hand, in these cases, our setup admits a simple algorithm based on minimum s - t cuts. Second, our approach naturally generalizes to hypergraphs with minimal changes. Importantly, we do not approximate hyper-edge cuts with weighted graph cuts, which is a standard heuristic

approach in hypergraph clustering [2, 42, 62]. Instead, our objective exactly models the number of hyperedges that cross cluster boundaries and the number of intra-cluster “mistake” hyperedges.

For the case of more than two categories, we show that our objective becomes NP-hard to minimize. We thus proceed to construct several approximation algorithms. The first set of algorithms is based on a linear programming relaxation, which achieves an approximation ratio of $\min\{2 - \frac{1}{k}, 2 - \frac{1}{r+1}\}$ through a practical algorithm, where k is the number of categories and r is the maximum hyperedge size ($r = 2$ for the graph case). The second approach is based on a reduction to multiway cut, and we achieve an $\frac{r+1}{2}(\frac{3}{2} - \frac{1}{k})$ approximation ratio in theory along with a more practical algorithm with an $\frac{r+1}{2}$ approximation ratio.

Finally, we test our methods on synthetic network benchmarks as well as a variety of real-world datasets coming from neuroscience, biomedicine, and social and information networks. We find that our methods work far better than baseline approaches at minimizing our objective function. Surprisingly, our linear programming relaxation often produces a rounded solution that matches the lower bound, i.e., it exactly minimizes our objective function. Furthermore, we find that our algorithms are also practically very fast, often terminating in about 30 seconds.

We examine an application to a variant of the community detection problem where edge labels indicate that two nodes are in the same cluster and find that our approach more accurately recovers ground truth clusters. We also show how our formulation can be used for temporal community detection, in which one clusters the graph based on topology and temporal consistency. In this case, we treat binned edge timestamps as categories, and our approach finds good clusters in terms of topological metrics *and* temporal aggregation metrics. Finally, we provide a case study in exploratory data analysis with our methods using cooking data, where a recipe’s ingredients form a hyperedge and its edge label the cuisine type.

2 PRELIMINARIES AND RELATED WORK

Let $G = (V, E, C, \ell)$ be an edge-labeled (hyper)graph where V is a set of nodes, E is a set of (hyper)edges, C is a set of categories (or colors), and $\ell: E \rightarrow C$ is a function which labels every edge with a category. Often, we just use $C = \{1, 2, \dots, k\}$ for categories, and we sometimes think of ℓ as a coloring of the nodes in the graph. We use the terms “category”, “color”, and “label” interchangeably to describe these, as these terms appear in different types of literature (e.g., “color” is common for a discrete labeling in graph theory and combinatorics). We use $k = |C|$ to denote the number of categories, and $E_c \subseteq E$ to denote the set of edges having label c . We also let r denote the maximum hyperedge size (also known as *order*), where the size of a hyperedge is the number of nodes it contains (in the case of graphs, an edge has size two since it contains two nodes).

2.1 Categorical edge clustering objective

Given G , we consider the task of assigning a category (color) to each node in such a way that nodes in category c tend to participate in edges with label c ; in this setup, we partition the nodes into k clusters with one category per cluster. We encode the objective function as minimizing the number of “mistakes” in a clustering, where a mistake is an edge that either (i) contains nodes assigned

to different clusters or (ii) is placed in a cluster corresponding to a category which is not the same as its label. In other words, the objective is to minimize the number of edges that are not completely contained in the cluster corresponding to the edge’s label.

Let Y be a categorical clustering, or equivalently, a coloring of the nodes, such that $Y[i]$ denotes the color of node i . Let $m_Y: E \rightarrow \{0, 1\}$ be the *category-mistake* function, defined for an edge $e \in E$ by

$$m_Y(e) = \begin{cases} 1 & \text{if } Y[i] \neq \ell(e) \text{ for any node } i \in e, \\ 0 & \text{otherwise.} \end{cases} \quad (1)$$

Then, the *Categorical Edge Label Clustering* objective score for the clustering Y is simply the number of mistakes:

$$\text{CatEdgeClus}(Y) = \sum_{e \in E} m_Y(e). \quad (2)$$

Note that this general form applies equally to hypergraphs — a mistake is just a case where a hyperedge has a node placed in a category different from the edge’s label.

Weighted networks. Our objective can be easily modified to admit weighted graph and hypergraph networks. In particular, if a hyperedge e has weight w_e then the category mistake function simply becomes $m_Y(e) = w_e$ if $Y[i] \neq \ell(e)$ for any node i in e and is 0 otherwise. All the results in this paper easily generalize to this setting. However, we present the results only in the unweighted case for ease of notation.

2.2 Relation to Correlation Clustering

Our objective function is related to chromatic correlation clustering in graphs [10], in which one clusters an edge-colored graph into any number of clusters, and a penalty is incurred for any one of three types of *mistakes*: (i) an edge of color c is placed in a cluster of a different color; (ii) an edge of any color has nodes of two different colors; or (iii) a pair of nodes *not* connected by an edge is placed inside a cluster. This objective is a strict generalization of the classical correlation clustering objective [7].

The Categorical Edge Clustering objective we consider is similar, except we remove the penalty for placing non-adjacent nodes in the same cluster (mistakes of type (iii) above). The chromatic correlation clustering objective treats the absence of an edge between nodes i and j as a strong indication that these nodes should not share the same label. We instead interpret a non-edge simply as missing information: the absence of an edge may be an indication that i and j do not belong together, but it may also be the case that they have a relationship that simply has not been measured. This is a natural assumption in our case where we model large and sparse complex systems in the real-world, and we rarely have information on all pairs of entities. Another key difference between chromatic correlation clustering and our objective is that in the former, one may form numerous distinct clusters of the same color. For our objective, if two clusters are separate but are the same color, it is easy to check that the objective will either stay the same or improve if we merge these clusters.

Our formulation also leads to several differences in computational tractability. Chromatic correlation clustering is NP-hard in general, and there are several approximation algorithms [6, 10, 11]. The tightest of these is a 4-approximation, though the algorithm is

mostly of theoretical interest, as it involves solving an incredibly large linear program. Moreover, the higher-order generalization of simple correlation clustering (without colors) to hypergraphs is more complicated to solve and approximate than standard correlation clustering [25, 29, 41, 43]. We will show that our Categorical Edge Clustering objective can be solved in polynomial time for graphs and hypergraphs with two categories, and the algorithms tend to be very fast in practice. The problem becomes NP-hard for more than two categories, but we are able to obtain practical 2-approximation algorithms for both graphs and hypergraphs. Our approaches are based on linear programming relaxations, and they are small enough to be solved quickly in practice.

2.3 Additional related work

There are several methods for clustering general data points that have categorical features [12, 26, 27], and some approaches build graphs from such features [28, 47]; however, these methods are not designed for clustering graph data. There are also methods for clustering in graphs with attributes [4, 13, 58, 63], which has largely focused on vertex features and does not explicitly connect categorical features to cluster indicators. Finally, there are a number of approaches to clustering in multilayer and multiplex networks, where edges can have different types [21, 36, 45], but the edge types are not meant to be indicative of a cluster type.

3 THE CASE OF TWO CATEGORIES

In this section we design algorithms to solve the Categorical Edge Clustering problem when there are only two categories. In this case, both the graph and hypergraph problem can be reduced to a minimum $s-t$ cut problem, which can be efficiently solved.

3.1 An algorithm for graphs

In order to solve the two-category problem on graphs, we first convert it to an instance of a weighted minimum $s-t$ cut problem on a graph with no edge labels. Recall that E_c is the set of edges with category label c . Given the edge-labeled graph $G = (V, E, L, \ell)$, we construct a new graph $G' = (V', E')$ as follows:

- Introduce a terminal node v_c for each of the two labels $c \in L$, so that $V' = V \cup V_t$ where $V_t = \{v_c \mid c \in L\}$.
- For each label c and each $(i, j) \in E_c$, introduce edges (i, j) , (v_c, i) and (v_c, j) , all of which have weight $\frac{1}{2}$.

Since there are only two categories c_1 and c_2 , let $s = v_{c_1}$ be treated as a source node and $t = v_{c_2}$ be treated as a sink node. The minimum $s-t$ cut problem in G' is defined by

$$\underset{S \subseteq V}{\text{minimize}} \quad \text{cut}(S \cup s), \quad (3)$$

where $\text{cut}(T)$ is the weight of edges crossing from a set of nodes $T \subset V'$ to its complement set $\bar{T} = V' \setminus T$. This is a classical problem that can be efficiently solved in polynomial time. We have a direct equivalence between this objective and the original two-category edge clustering problem.

PROPOSITION 3.1. *For any $S \subseteq V$, the value of $\text{cut}(S \cup s)$ in G' is equal to the value of $\text{CatEdgeClus}(\{S, \bar{S}\})$, where S and \bar{S} are the clusters for categories c_1 and c_2 .*

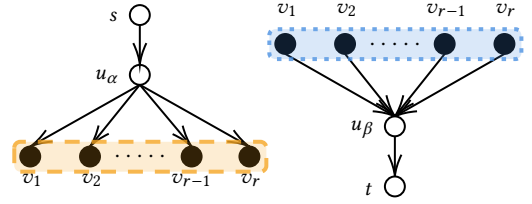


Figure 1: Subgraphs used for the $s-t$ cut reduction of two-color Categorical Edge Clustering in hypergraphs. Here, α and β are hyperedges in the original hypergraph with colors c_1 (orange, left) and c_2 (blue, right).

PROOF. Let edge $e = (i, j)$ be a “mistake” in the clustering ($m_Y(e) = 1$) and without loss of generality have color c_1 . If i and j are assigned to c_2 , then the two half-weight edges connecting i to j to v_{c_1} are cut. Otherwise, exactly one of i and j is assigned to c_2 . Without loss of generality, let it be i . Then the two half-weight edges (i, v_{c_1}) and (i, j) are cut. \square

Thus, a minimizer for the $s-t$ cut in G' directly gives us a minimizer for our Categorical Edge Clustering in graphs objective. In the next section, we provide a similar (but slightly more involved) reduction for the case of hypergraphs.

3.2 An algorithm for hypergraphs

We now developed a method to exactly solve our objective in the two-color case with arbitrary order- r hypergraphs, and we again proceed by reducing to an $s-t$ cut problem. Our approach will be to construct a subgraph for every hyperedge and paste these subgraphs together to create a new graph $G' = (V', E')$, where minimum $s-t$ cuts will produce partitions that minimize the Categorical Edge Clustering objective. A similar construction has been used for a \mathcal{P}^r Potts model in computer vision [34], and our reduction is the first direct application of this approach to network analysis.

We start by adding terminal nodes $s = v_{c_1}$ and $t = v_{c_2}$ (corresponding to categories c_1 and c_2) as well as all nodes in V to V' . For each hyperedge $e = (v_1, \dots, v_r)$ of G , we add a node u_e to V' and add the following *directed* edges to E' :

- If e has label c_1 , add (s, u_e) , $(u_e, v_1), \dots, (u_e, v_r)$ to E' .
- If e has label c_2 , add (u_e, t) , $(v_1, u_e), \dots, (v_r, u_e)$ to E' .

Figure 1 illustrates this process. Again, the minimum $s-t$ cut on G' produces a partition that also minimizes the categorical edge clustering objective, as shown below.

THEOREM 3.2. *Let S^* be the solution to the minimum cut problem. Then the label assignment Y defined by $Y[i] = c_1$ if $i \in S^*$ and $Y[i] = c_2$ if $i \in \bar{S}^*$ minimizes the Categorical Edge Clustering objective.*

PROOF. Consider a hyperedge $e = (v_1, \dots, v_r)$ with label c_2 . We will show that $m_Y(e)$ is precisely given by a corresponding $s-t$ cut on the subgraph of G' induced by e (the subgraph at the bottom of Figure 1). If $Y[v_1] = \dots = Y[v_r] = c_2$ then $v_1, \dots, v_r \in \bar{S}^*$ and the cost of the minimum $s-t$ -cut is 0 (achieved by placing s by itself). Now we suppose that at least one of $Y[v_1], \dots, Y[v_r]$ equals c_1 . Without loss of generality, assume that $Y[v_1] = c_1$ so that $v_1 \in S^*$. If $u_e \in S^*$, we cut the edge (u_e, t) and none of the edges (v_i, u_e) contribute to the cut. If $u_e \in \bar{S}^*$, we cut (v_1, u_e) ; and it cannot be the

case that (v_i, u_e) is cut for $i \neq 1$ (otherwise, we could have reduced the cost of the minimum cut by placing $u_e \in S^*$).

To summarize, if edge e with label c_2 is a mistake in the categorical clustering, then the minimum cut contribution is 1; otherwise, it is 0. A symmetric argument holds if e has label c_1 , using the graph at the top of Figure 1. Therefore, by additivity, minimizing the s - t cut in the entire graph G' minimizes the number of mistakes in the Categorical Edge Clustering objective. \square

Note that this procedure also works for the special case of graphs. However, G' has more nodes and directed edges in the more general reduction, which can increase running time in practice.

Computational considerations. Both the graph and hypergraph cases involve solving a single minimum cut problem on a graph with $O(T)$ vertices and $O(T)$ edges, where $T = \sum_{e \in E} |e|$ is the sum of hyperedge degrees (this is bounded above by $r|E|$, where r is the order of the hypergraph). In theory, such a problem can be solved in $O(T^2)$ time in the worst case [48]. However, practical performance is often much different than this worst-case running time. That being said, we do find the maximum flow formulations to often be slower than the linear programming relaxations we develop in Section 4. We emphasize that the fact that the Categorical Edge Clustering objective can be solved in polynomial time for two categories is itself interesting, and that the algorithms we use for experiments in Section 5 are able to scale to large hypergraphs.

Considerations for unlabeled edges. Our formulation assumed that all of the (hyper)edges carry a unique label. However, in some datasets, there may be edges with no label or both labels. In these cases, the edge's existence still signals that its constituent nodes should be colored the same — just not with a particular color. A natural augmentation to the Categorical Edge Clustering objective is then to penalize this edge only when it is not entirely contained in *some* cluster. Our reductions above handle this case by simply connecting the corresponding nodes in V' to both terminals instead of just one.

4 MORE THAN TWO CATEGORIES

We now move to the general formulation of Categorical Edge Clustering when there can be more than two categories or labels. We begin by showing that optimizing the Categorical Edge Clustering objective in this setting is NP-hard. After, we develop approximation algorithms based on linear programming relaxations and multiway cut problems with theoretical guarantees on solution quality. These algorithms are also practical, and we use them in numerical experiments in Section 5.

4.1 NP-hardness of Categorical Edge Clustering

In this section, we prove the Categorical Edge Clustering objective is NP-hard for the case of three categories. Our proof follows the structure of the NP-hardness reduction for the 3-terminal multiway cut problem developed by Dalhause et al. [19]. The reduction will be from the NP-hard maximum cut (maxcut) problem. Written as a decision problem, this problem seeks to answer if there exists a partition of the nodes of a graph into two sets such that the number of edges cut by the partition is at least K .

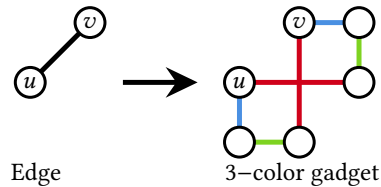


Figure 2: We reduce an instance of maxcut to a 3-color Categorical Edge Clustering problem by replacing each edge with the following three-color gadget. Each gadget comes with new auxiliary nodes, but nodes u and v may be a part of many different 3-color gadgets.

Consider an unweighted instance of maxcut on a graph $G = (V, E)$. To convert this into an instance of 3-color Categorical Edge Clustering, we replace each edge $(u, v) \in E$ with the 3-color gadget illustrated in Figure 2. We will use the following lemma about mistakes in the Categorical Edge Clustering objective in our reduction.

LEMMA 4.1. *In any node coloring of the 3-color gadget (Figure 2), the minimum number of edges whose color does not match both of its nodes (i.e., number of mistakes in categorical edge clustering) is three. This only occurs when one of $\{u, v\}$ is red and the other is blue.*

PROOF. If v is blue and u is red, then we can achieve the minimum three mistakes by clustering each node in the gadget with its horizontal neighbor in Figure 2. One can also minimize mistakes by placing each node in the gadget with its vertical neighbor. If u and v are constrained to be in the same cluster, then the optimal solution is to place all nodes in the gadget together, which makes 4 mistakes. It is not hard to check that all other color assignments yield a penalty of 4 or more. \square

Let G' be the instance of 3-color Categorical Edge Clustering obtained by replacing each edge $(u, v) \in E$ with a 3-color gadget. We can now prove the following result.

THEOREM 4.2. *There exists a partition of the nodes in G into two sets with K or more cut edges if and only if there is a 3-coloring of the nodes in G' that makes $4|E| - K$ or fewer mistakes.*

PROOF. Consider first a cut in $G = (V, E)$ of size $K' \geq K$. Let S_r and S_b denote the two clusters in the corresponding bipartition of G , which we will map to red and blue clusters respectively. Consider each $(u, v) \in E$ in turn along with its corresponding 3-color gadget. If $(u, v) \in E$ is cut, cluster all nodes in its 3-color gadget with their vertical neighbor if $u \in S_b$ and $v \in S_r$, and cluster them with their horizontal neighbor if $u \in S_r$ and $v \in S_b$. Either way, this makes exactly 3 mistakes. If (u, v) is *not* cut, then label all nodes in the gadget red if $u, v \in S_r$, or blue if $u, v \in S_b$, which makes exactly 4 mistakes. The total number of mistakes in G' is then

$$3K' + 4(|E| - K') = 4|E| - K' \leq 4|E| - K.$$

Now start with G' and consider a node coloring that makes $B' \leq B = 4|E| - K$ mistakes. There are $|E|$ total 3-color gadgets in G' . We claim that there must be at least K of these gadgets at which only three mistakes are made. If this were not the case, then assume there are exactly $H < K$ gadgets at which 3 mistakes are made. Then there are $|E| - H$ gadgets where at least 4 mistakes are

made by Lemma 4.1, leading to a total number of mistakes equal to

$$B' \geq 3H + 4(|E| - H) = 4|E| - H > 4|E| - K,$$

contradicting our initial assumption. Thus, there are at least K edges $(u, v) \in E$ where one of $\{u, v\}$ is in red and the other is blue by Lemma 4.1, and hence the maximum cut in G is at least K . \square

Consequently, if we can minimize Categorical Edge Clustering in polynomial time, we can solve the maximum cut decision problem in polynomial time, and Categorical Edge Clustering is thus NP-hard. As a natural next step, we turn to approximation algorithms.

4.2 Algorithms based on LP relaxations

We now develop approximation algorithms for Categorical Edge Clustering by relaxing an integer linear programming (ILP) formulation of the problem. We develop the algorithms for hypergraphs directly, with graphs as a special case. Suppose we have an edge-labeled hypergraph $G = (V, E, C, \ell)$ with $C = \{1, \dots, k\}$. Recall that $E_c = \{e \in E \mid \ell[e] = c\}$. The Categorical Edge Clustering objective can be written as the following ILP:

$$\begin{aligned} \min \quad & \sum_{c \in C} \sum_{e \in E_c} x_e \\ \text{s.t.} \quad & \text{for all } v \in V: \quad \sum_{c=1}^k x_v^c = k - 1 \\ & \text{for all } c \in C, e \in E_c: \quad x_v^c \leq x_e \text{ for all } v \in e \\ & x_v^c, x_e \in \{0, 1\} \quad \text{for all } c \in C, v \in V, e \in E. \end{aligned} \quad (4)$$

In this ILP, $x_v^c = 1$ if node v is *not* assigned to category (color) c , and is zero otherwise. The first constraint in (4) ensures that $x_v^c = 0$ for exactly one category c . The second constraint says that in any minimizer, $x_e = 0$ if and only if all nodes in e are colored the same as e ; otherwise, it takes the value of 1. If we relax the binary constraints in (4) with the constraints:

$$0 \leq x_v^c \leq 1, \quad 0 \leq x_e \leq 1,$$

then the ILP is just a linear program (LP) that can be solved in polynomial time.

In the special case when $k = 2$, the constraint matrix of the LP relaxation is totally unimodular since it corresponds to the incidence matrix of a balanced signed graph [60]. Thus, all basic feasible solutions for the LP will satisfy the binary constraints of the original ILP (4), and we have another proof that the two-category problem can be solved in polynomial time.

If there are more than two categories, the solution to the LP can be fractional, and we cannot directly read off a node assignment from the LP solution. Nevertheless, solving the LP will provide a lower bound on the optimal solution, and we show that rounding the result will produce a valid clustering that is within a bounded factor of the lower bound. Our proposed rounding scheme is contained in Algorithm 1, and the following theorem shows that it provides a clustering within a factor of 2 from being optimal.

THEOREM 4.3. *Algorithm 1 is guaranteed to return at worst a 2-approximation to the Categorical Edge Clustering objective.*

PROOF. First note that for any node $v \in V$, $x_v^c < 1/2$ for at most one category $c \in C$ in the solution to the LP relaxation. If this were not the case, there would exist two colors a and b such that $x_v^a < 1/2$ and $x_v^b < 1/2$ and

$$\sum_{c=1}^k x_v^c = x_v^a + x_v^b + \sum_{c' \in C \setminus \{a, b\}} x_v^{c'} < 1 + k - 2 = k - 1,$$

Algorithm 1: A simple 2-approximation for Categorical Edge Clustering based on linear programming. Algorithm 2 details a more sophisticated rounding scheme.

- 1 **Input:** Labeled hypergraph $G = (V, E, C, \ell)$.
 - 2 **Output:** Label $Y[i]$ for each node $i \in V$.
 - 3 Solve the LP-relaxation of ILP (4).
 - 4 **for** $c \in C$ **do**
 - 5 $S_c \leftarrow \{v \in V \mid x_v^c < 1/2\}$.
 - 6 **for** $i \in S_c$ **do** assign $Y[i] \leftarrow c$.
 - 7 **end**
 - 8 Assign unlabeled nodes to an arbitrary $c \in C$.
-

Algorithm 2: LP relaxation for Categorical Edge Clustering with a randomized rounding scheme. Theorem 4.4 gives approximation guarantees based on t .

- 1 **Input:** Labeled hypergraph $G = (V, E, C = \{1, 2, \dots, k\}, \ell)$; rounding parameter $t \in [1/2, 2/3]$.
 - 2 **Output:** Label $Y[i]$ for each node $i \in V$.
 - 3 Solve the LP-relaxation of ILP (4).
 - 4 $\pi \leftarrow$ uniform random permutation of $\{1, 2, \dots, k\}$.
 - 5 **for** $c = \pi_1, \dots, \pi_k$ **do**
 - 6 $S_c \leftarrow \{v \in V \mid x_v^c < t\}$.
 - 7 **for** $i \in S_c$ **do** $Y[i] \leftarrow \pi(c)$.
 - 8 **end**
 - 9 Assign unlabeled nodes to an arbitrary $c \in C$.
-

which violates the first constraint of the LP relaxation. Therefore, we can confirm that each node will be assigned to at most one category. Consider any $e \in E_c$ for which all nodes are not assigned to c . This means that there exists at least one node $v \in e$ such that $x_v^c \geq 1/2$. Thus, the Algorithm incurs a penalty of one for this edge, but the LP relaxation pays a penalty of $x_e \geq x_v^c \geq 1/2$. Thus, every edge mistake will be accounted for within a factor of 2. \square

We can obtain better approximations in expectation if we use a more sophisticated randomized rounding algorithm (Algorithm 2). In this algorithm, we form sets S_c^t based on a general threshold parameter t in such a way that each node may be included in more than one set. In order to produce a valid clustering, first generate a random permutation of colors to indicate an (arbitrary) priority of one color over another. For any node $v \in V$ that is contained in more than one set S_c^t , we assign v to the cluster with highest priority, i.e., the color that comes latest in the random permutation.

The following statement shows that this rounding scheme can give better approximations than the simple one in Algorithm 1 by setting the parameter t based on the number of categories k or the hypergraph order r .

THEOREM 4.4. *If $t = k/(2k - 1)$, Algorithm 2 returns an at worst $(2 - 1/k)$ -approximation for Categorical Edge Clustering in expectation. And if $t = (r + 1)/(2r + 1)$, Algorithm 2 returns an at worst $(2 - 1/(1 + r))$ -approximation in expectation.*

PROOF. For the choices of t listed in the statement of the theorem, $t \in [1/2, 2/3]$ as long as $r \geq 2$ and $k \geq 2$, which is always true. We will say that color c wants node v if $v \in S_c$, but this does not automatically mean that v will be colored as c .

Observe that for any $v \in V$, there exist at most two colors that want v . If v were wanted by more than two colors, this would mean $v \in S_a \cap S_b \cap S_c$ for three distinct colors a, b, c . This leads to a violation of the first constraint in (4):

$$x_v^a + x_v^b + x_v^c + \sum_{i: i \notin \{a, b, c\}} x_v^i < 3t + (k-3) \leq 2 + (k-3) = (k-1).$$

Consider an arbitrary parameter $t \in (1/2, 2/3)$. We can bound the expected number of mistakes made by Algorithm 2 and pay for them individually in terms of the LP lower bound. To do this, we will consider a single hyperedge $e \in E_c$ with color c and bound the probability of making a mistake and the LP cost of this hyperedge.

Case 1: $x_e \geq t$. In this case, we are guaranteed to make a mistake at edge e , since $x_e \geq t$ implies there is some node $v \in e$ such that $x_v^c \geq t$, and so $v \notin S_c$. However, because the LP value at this edge is $x_e \geq t$, we pay for our mistake within a factor $1/t$.

Case 2: $x_e < t$. In this case, color c wants every node in the hyperedge $e \in E_c$. If no other colors want any node $v \in e$, then Algorithm 2 will not make a mistake at e , and we have no mistake to account for. Assume then that there is some node $v \in e$ and a color $c' \neq c$ such that c' wants v . This implies that $x_v^{c'} < t$, from which we have that $x_v^c \geq 1 - x_v^{c'} > 1 - t$ (to satisfy the first inequality in (4)). Thus,

$$x_e \geq x_v^c > 1 - t. \quad (5)$$

This gives us a lower bound of $1 - t$ on the contribution of the LP objective at edge e .

In the worst case, each individual $v \in e$ may be wanted by a different $c' \neq c$. Even so, the number of distinct colors other than c that want some node in e is bounded above by $B_1 = k - 1$ and $B_2 = r$. We will avoid making a mistake at e if and only if c has higher priority than all of the alternative colors, where priority is established by the random permutation π . Thus,

$$\Pr[\text{mistake at } e \mid x_e < t] \leq \frac{B_i}{B_i + 1} = \min \left\{ \frac{r}{r+1}, \frac{k-1}{k} \right\}. \quad (6)$$

Recall from (5) that the LP pays $x_e > 1 - t$. Therefore, the expected cost at a hyperedge $e \in E_c$ satisfying $x_e < t$ is at most $\frac{B_i}{(1-t)(B_i+1)}$ in expectation. Taking the worst approximation factor from Case 1 and Case 2, we see that Algorithm 2 will in expectation provide an approximation factor of $\max \left\{ \frac{1}{t}, \frac{B_i}{(1-t)(B_i+1)} \right\}$. This will be minimized when the approximation bounds from Cases 1 and 2 are equal, which occurs when $t = \frac{B_i+1}{2B_i+1}$. If $B_i = k - 1$, then $t = \frac{k-1}{2k-1}$ and the expected approximation factor is $2 - 1/k$. And if $B_i = r$, then $t = \frac{r}{2r+1}$ and the expected approximation factor is $2 - 1/(r+1)$. \square

Observe that this theorem implies that for the graph case (i.e., $r = 2$), we can get a $\frac{5}{3}$ -approximation for Categorical Edge Clustering with an arbitrary number of categories.

Computational considerations. The linear program we solve has $O(|E|)$ variables and a sparse set of constraints, which written in matrix inequality would have $O(T)$ non-zeros, where

T is again the the sum of hyperedge degrees. Improving the best polynomial-time theoretical running times for solving linear programs is an active area of research [17, 38], but practical performance of solving linear programs is often much different than worst-case guarantees. In Section 5, we show that using a high-performance LP solver from Gurobi is extremely efficient in practice, finding solutions in seconds on hypergraphs with several categories and tens of thousands of hyperedges.

4.3 Algorithms based on multiway cut

We now provide an alternative approximation based on multiway cut, which is similar to the reductions we provided in Section 3. As in the case for linear programs, we develop this technique for general hypergraphs and leave graphs as a special case.

Suppose we have an edge-labeled hypergraph $G = (V, E, C, \ell)$. Then we construct a new graph $G' = (V', E')$ as follows. First, introduce a terminal edge v_c for each category $c \in C$, so that $V' = V \cup \{v_c \mid c \in C\}$. Next, for each hyperedge $e = \{v_1, \dots, v_r\} \in E$, add the clique graph on nodes $v_1, \dots, v_r, v_{\ell[e]}$ to E' , where each edge in the clique has weight $1/r$. In this sense, adding a clique graph is just additive on the weights of the edges.

The multiway cut objective is the number of cut edges in any partition of the nodes into k clusters such that each cluster contains exactly one of the terminal nodes. Equivalently, we can associate each cluster with a category, and any clustering Y of nodes in Categorical Edge Clustering for G can be associated with a candidate partition for multiway cut in G' . Let $\text{MultiwayCut}(Y)$ denote the value of the multiway cut objective for the clustering Y . The following result relates the objective function value for multiway cut to that for Categorical Edge Clustering.

THEOREM 4.5. For any clustering Y ,

$$\text{CatEdgeClus}(Y) \leq \text{MultiwayCut}(Y) \leq \frac{r+1}{2} \text{CatEdgeClus}(Y).$$

PROOF. Let $e = \{v_1, \dots, v_r\}$ with label $c = \ell[e]$ be a hyperedge in G . We can show that the bounds hold when considering the associated clique in G' and then apply additivity. First, if e is not a mistake in the Categorical Edge Clustering, then no edges are cut in the clique.

If edge e is a mistake in the Categorical Edge Clustering, then there are some edges cut in the associated clique. The smallest possible contribution to the multiway cut objective occurs when all but one node is assigned to c . Without loss of generality, consider this to be v_1 , which is in r cut edges $-(r-1)$ corresponding to the edges from v_1 to other nodes in the hyperedge, plus one for the edge from v_1 to the terminal v_c . Each of the r cut edges has weight $1/r$, so the multiway cut contribution is 1.

The largest possible cut occurs when all nodes in e are colored differently from c . In this case, the edges incident to each node in the clique are all cut. For any one of these nodes, the sum of edge weights incident to that node equals 1 by the same arguments as above. This cost is incurred for each of the r nodes in the hyperedge plus the terminal node v_c , for a total weight of $r+1$. Since each edge is counted twice, the actual penalty is $(r+1)/2$. \square

Computational considerations. Minimizing the multiway cut problem is NP-hard [19], but there are well-known approximation algorithms. Theorem 4.5 implies that any p -approximation to minimizing multiway cut provides a $p(r + 1)/2$ -approximation for Categorical Edge Clustering. For example, the simple isolating cuts heuristic yields a $\frac{r+1}{2}(2 - \frac{2}{k})$ -approximation, and more sophisticated algorithms provide a $\frac{r+1}{2}(\frac{3}{2} - \frac{1}{k})$ -approximation [16].

For our experiments in Section 5, we use the isolating cut approach, which involves solving $O(k)$ maximum flow problems on a graph with $O(r|E|)$ vertices $O(r^2|E|)$ edges. This can be expensive in practice, and we find in the next section that the LP relaxation performs better in terms of solution quality and running time.

5 EXPERIMENTS

We now run four types of numerical experiments to test our algorithms and demonstrate our methodology. First, we show that our algorithms indeed work well on a broad range of datasets at optimizing our objective function and discover that our LP relaxation tends to be extremely effective in practice, often finding an optimal solution (i.e., matching the lower bound). After, we show that our approach is superior to competing baselines in categorical community detection experiments where edges are colored to signal same-community membership, using an array of synthetic and real-world data. Next, we show how to use timestamped edge information as a categorical edge label, and demonstrate that our method can find clusters that preserve temporal information better than methods that only look at graph topology, without sacrificing performance on topological metrics. Finally, we present a case study on a network of cooking ingredients and recipes to show that our methods can also be used for exploratory data analysis. Our code and datasets are available at <https://github.com/nveldt/CategoricalEdgeClustering>.

5.1 Analysis on Real Graphs and Hypergraphs

We begin by evaluating our methods on several real-world edge-labeled graphs and hypergraphs in terms of Categorical Edge Clustering. The purpose of these experiments is to show that our methods can optimize the objective quickly and accurately, to compare our different algorithms for the objective in terms of accuracy and running time, and to demonstrate that our methods find global categorical clustering structure better than a natural baseline algorithm. All experiments are run on a laptop with a 2.2 GHz Intel Core i7 processor and 8 GB of RAM. We implemented our algorithms in Julia, using Gurobi software to solve the linear programs. We will release our code and data upon publication.

Datasets. Table 1 provides summary statistics of the datasets we use, and we briefly describe them below. *Brain* [18] is a graph where nodes represent brain regions from an MRI. There are two edge categories: one for connecting regions with high fMRI correlation and one for connecting regions with similar activation patterns. In the Drug Abuse Warning Network (*DAWN*) [54], nodes are drugs, hyperedges are combinations of drugs taken by a patient prior to an emergency room visit, and edge categories indicate the patient disposition (e.g., “sent home”, “surgery”, “released to detox”). The *MAG-10* network is a subset of the Microsoft Academic Graph [53] where nodes are authors, hyperedges correspond to a publication from those authors, and there are 10 edge categories

which denote the computer science conference publication venue (e.g., “WWW”, “KDD”, “ICML”). If the same set of authors published at more than one conference, we used the most common venue as the category, discarding any cases where there is a tie. In the *Cooking* dataset [31], nodes are food ingredients, hyperedges are recipes made from combining multiple ingredients, and categories indicate cuisine (e.g., “Southern-US”, “Indian”, “Spanish”). Finally, the *Walmart-Trips* dataset is made up of products (nodes), groups of products purchased during a single grocery run (hyperedges), and categories are 44 unique “trip types”, as classified by Walmart [30].

Algorithms. We use two algorithms that we developed in Section 4. The first is the simple 2-approximation rounding scheme outlined in Algorithm 1, which we refer to as *LP-round (LP)* (in practice, this performs as well as the more sophisticated algorithm in Algorithm 2 and has the added benefit of being deterministic). The second is *Cat-IsoCut (IC)*, which runs the standard isolating cut heuristic [19] on an instance of multiway cut derived from the Categorical Edge Clustering problem, as outlined in Section 4.3.

The first baseline we compare against is *Majority Vote (MV)*, which assigns node i to category c if c is the most common edge type in which i participates. The result of *MV* is also used as the default cluster assignment for *IC*, since in practice this method may leave some nodes unattached from all terminal nodes.

The other baselines are *Chromatic Balls (CB)* and *Lazy Chromatic Balls (LCB)* — two algorithms for chromatic correlation clustering [10]. These methods repeatedly select an unclustered edge, and greedily grow a cluster around it by adding nodes that share edges with the same label. Unlike our methods, *CB* and *LCB* distinguish between category (color) assignment and cluster assignment: two nodes may be colored the same but placed in different clusters. To provide a uniform comparison among methods, we merge distinct clusters of the same category into one larger cluster. These methods are *not* designed for hypergraph clustering, but we still use them for comparison by reducing a hypergraph to an edge-labeled graph, where nodes i and j share an edge in category c if they appear together in more hyperedges of category c than any other.

Results. Table 1 reports how well each algorithm solves the Categorical Edge Clustering objective. We report both the approximation guarantee (the ratio between each algorithm’s output and the LP lower bound), as well as the *edge satisfaction*, which measures the fraction of hyperedges that end up inside a cluster with the correct label. Observe that maximizing edge satisfaction is equivalent to minimizing the number of edge label mistakes. In all cases, the LP solution is integral or nearly integral, indicating that *LP* does an extremely good job solving the original NP-hard objective, often finding an exactly-optimal solution. As a result, it outperforms all other methods on all datasets. Furthermore, on nearly all datasets, we can solve the LP within a few seconds or a few minutes. *Walmart* is an exception—given the large number of hyperedge labels, the LP contains nearly 4 million variables, and far more constraints. The baseline algorithms *MV*, *LCB*, and *CB* are typically faster, but they do not perform as well in solving the objective.

The high edge satisfaction scores indicate that our method does the best job identifying sets of nodes which *as a group* tend to participate in one specific type of interaction. In contrast, the *MV*

Table 1: Summary statistics of datasets — number of nodes $|V|$, number of (hyper)edges $|E|$, maximum hyperedge size r , and number of categories k — along with Categorical Edge Clustering performance for the algorithms *LP-round* (LP), *Majority Vote* (MV), *Cat-IsoCut* (IC), *ChromaticBalls* (CB) and *LazyChromaticBalls* (LCB). Performance is listed in terms of the approximation guarantee given by the LP lower bound (lower is better) and in terms of the edge satisfaction, which is the fraction of edges that are *not mistakes* (higher is better; see Eq. (2)). Our LP method performs the best overall and can even find exactly (or nearly) optimal solutions to the NP-hard objective by matching the lower bound. We also report the running times for rough comparison, though our implementations are not optimized for efficiency. Due to its simplicity, MV is extremely fast.

Dataset	$ V $	$ E $	r	k	Approx. Guarantee					Edge Satisfaction					Runtime (in seconds)				
					LP	MV	IC	CB	LCB	LP	MV	IC	CB	LCB	LP	MV	IC	CB	LCB
Brain	638	21180	2	2	1.0	1.01	1.27	1.56	1.41	0.64	0.64	0.55	0.44	0.5	1.8	0.0	1.9	0.4	0.8
MAG-10	80198	51889	25	10	1.0	1.18	1.37	1.44	1.35	0.62	0.55	0.48	0.45	0.49	51	0.1	203	333	699
Cooking	6714	39774	65	20	1.0	1.21	1.21	1.23	1.24	0.2	0.03	0.03	0.01	0.01	72	0.0	1223	4.6	6.7
DAWN	2109	87104	22	10	1.0	1.09	1.0	1.31	1.15	0.53	0.48	0.53	0.38	0.46	13	0.0	190	0.3	0.4
Walmart-Trips	88837	65898	25	44	1.0	1.2	1.19	1.26	1.26	0.24	0.09	0.09	0.04	0.05	7686	0.2	68801	493	1503

algorithm identifies nodes that individually exhibit a certain behavior, but the method does not necessarily form clusters of nodes that as a group interact in a similar way. Because our LP method outperforms our IC approach on all datasets in terms of both speed and accuracy, in the remaining experiments we focus only on comparing LP against other competing algorithms.

5.2 Categorical Edge Community Detection

Next we demonstrate the superiority of LP in detecting communities of nodes with the same node labels (i.e., *categorical communities*), based on labeled edges between nodes. We perform experiments on synthetic edge-labeled graphs, as well as two real-world datasets, where we reveal edge labels indicative of the ground truth node labels and see how well we can recover the node labels.

Synthetic Model. We use the synthetic random graph model designed by Bonchi et al. for chromatic correlation clustering [10]. For this model, a user specifies the number of nodes n , colors L , and clusters K , as well as edge parameters p , q , and w . The model first assigns nodes to clusters uniformly at random, and then assigns clusters to colors uniformly at random. For nodes i and j in the same cluster, the model connects them with an edge with probability p . With probability $1 - w$, the edge is given the same color as i and j . Otherwise, it is given a uniform random color. If i and j are in different clusters, an edge is drawn with probability q , and given a uniform random color. We will also use a generalization of this model to synthetic r -uniform hypergraphs. The difference is that we assign colored hyperedges to r -tuples of the n nodes, rather than just pairs, and we assign each cluster to a unique color.

Synthetic Graph Results. We set up two experiments, where performance is measured by the fraction of nodes placed in the correct cluster (node label accuracy). In the first, we form graphs with $n = 1000$, $p = 0.05$, and $q = 0.01$, fixing $L = K = 15$. We then vary the noise parameter w from 0 to 0.75 in increments of 0.05. Figure 3a reports the median accuracy over 5 trials of each method for each value of w . In the second, we fix the noise level $w = 0.2$, and vary the number of clusters K from 5 to 50 in increments of 5 with $L = K$. Figure 3b reports the median accuracy over 5 trials for each value of K . In both experiments, our LP-round method substantially outperforms the others, although the methods perform more similarly for high noise levels or large numbers of clusters.

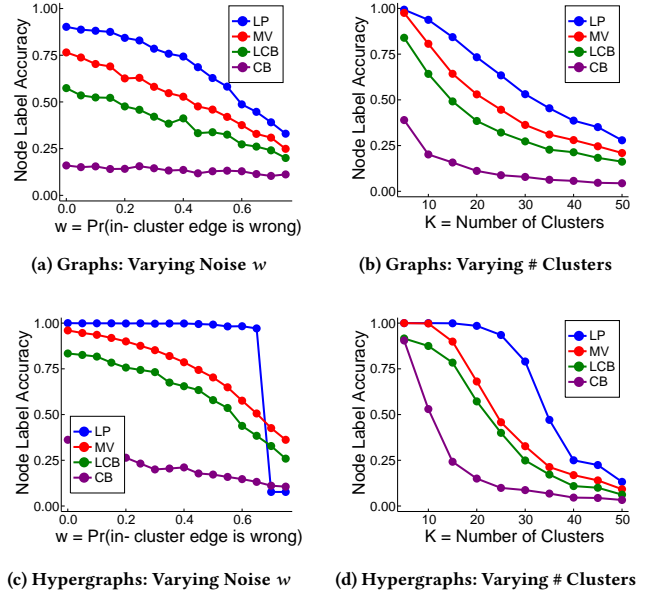


Figure 3: (a)–(b): Performance of algorithms on a synthetic graph model for chromatic correlation clustering [10]. Across a range of parameters, LP-round outperforms competing methods in predicting the ground truth label of the nodes. (c)–(d) In experiments on synthetic 3-uniform hypergraphs, LP-round performs well for most parameter regimes but there is some sensitivity to the very noisy setting.

Synthetic Hypergraph Results. We run similar experiments on synthetic 3-uniform hypergraphs. We again set $n = 1000$, and use $p = 0.005$ and $q = 0.0001$ for in-cluster and between-cluster hyperedge probabilities. In one experiment we fix $L = 15$ and vary w , and in another we fix $w = 0.2$ and vary number of clusters L . Figures 3c and 3d display node labeling accuracy results. Again, we see that LP tends to have the best performance. When $L = 15$ and we vary w , our method achieves nearly perfect accuracy for $w \leq 0.6$. However, we observe performance sensitivity when the noise becomes large enough: when w increases from 0.6 to 0.65, the output of LP no longer tracks the ground truth cluster assignment.

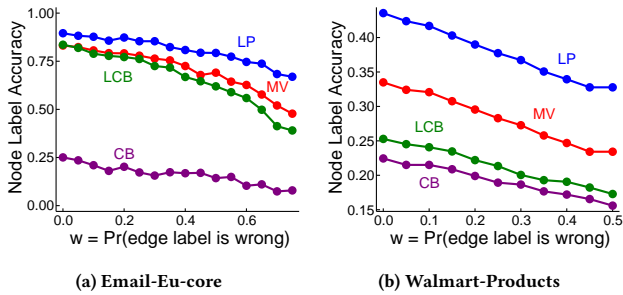


Figure 4: Accuracy in clustering nodes in real-world datasets when edge labels are made to be a noisy signal for ground truth membership. For both an email graph (a) and a product co-purchasing hypergraph (b), our *LP-round* method consistently outperforms other methods in inferring ground truth node labels from edge labels.

This occurs despite the fact that the LP solution is integral, and we are in fact optimally solving the Categorical Edge Clustering objective. Therefore, we conjecture this sharp change in node label accuracy is due to an information theoretic detectability threshold, which depends on parameters of the synthetic model.

Academic Department Labels in an Email Network. To test the algorithms on real-world data, we use the *Email-Eu-core* network [39, 59]. Nodes in the graph represent researchers at a European institution, edges indicate email correspondence (we consider the edges as undirected), and nodes are labeled by the departmental affiliation of each researcher. We wish to test how well each method can identify node labels, if we assume we have access to a (perhaps noisy and imperfect) mechanism for associating emails with labels for inter- and intra-department communication. To model such a mechanism, we generate edge categories in a manner similar to a model from Bonchi et al. [10]. An edge inside of a cluster (i.e., an email within the same department) is given the correct department label with probability $1 - w$, and a random label with probability w . An edge between two members of different departments is given a uniform random label. Figure 4a reports each algorithm’s ability to detect department labels when w varies from 0 to 0.75. Our LP-round method returns the best results in all cases, and is robust in detecting department labels even in the high-noise regime.

Walmart Product Categories. The *Walmart-Trips* dataset from Section 5.1 also has product information. We assigned products to one of ten broad departments in which the product appears on walmart.com (e.g., “Clothing, Shoes, and Accessories”) to construct a *Walmart-Products* hypergraph with ground truth node labels (we will release this dataset with the paper). Recall that hyperedges are sets of co-purchased products. We generate noisy hyperedge labels as before, with $1 - w$ defining the probability that a hyperedge with nodes from a single department label will have the correct label. Results are reported in Figure 4b, and our LP-round method can detect true departments at a much higher rate than the other methods.

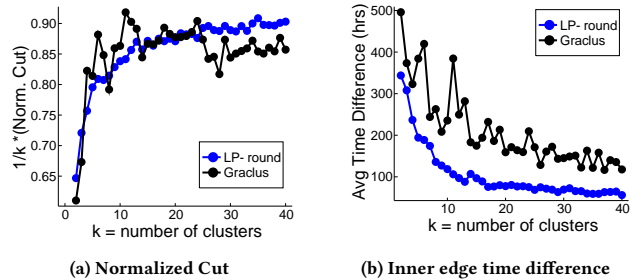


Figure 5: Results for *LP-round* and *Graclus* in clustering a temporal network. Our *LP-round* method is competitive for *Graclus*’s objective (normalized cut; left), while preserving the temporal structure of network much better (right).

5.3 Temporal Community Detection

In the next experiment, we show how our framework can be used to identify communities of nodes in a temporal network, where we use timestamps on edges as a type of categorical label that two nodes should be clustered together. For data, we use the *CollegeMsg* network [50], which records private messages (time-stamped edges) between 1899 users (nodes) of a social media platform at UC Irvine.

Removing timestamps and applying a standard graph clustering algorithm would be a standard approach to identify communities of users that share a large number of interactions with each other. However, this loses the explicit relationship with time. As an alternative, we convert time stamps into discrete edge labels by ordering edges with respect to time and separating them into k equal sized bins, representing time windows. Optimizing Categorical Edge Clustering then corresponds to clustering users into time windows, in order to maximize the number of private messages that occur between users in the same time window. In this way, our framework can identify *temporal communities* in a social network, i.e., groups of users that are highly active in sending each other messages *within a short period of time*.

We construct edge-labeled graphs for different values of k , and run *LP-round* on each graph. We compare this against clusterings obtained by discarding time stamps and running *Graclus* [20], a standard graph clustering algorithm, to form k clusters. *Graclus* seeks to cluster the nodes into k disjoint clusters S_1, \dots, S_k to minimize the normalized cut objective:

$$\text{Ncut}(S_1, S_2, \dots, S_k) = \sum_{i=1}^k \frac{\text{cut}(S_i)}{\text{vol}(S_i)},$$

where $\text{cut}(S)$ is the number of edges leaving S , and $\text{vol}(S)$ is the *volume* of S , i.e., the number of edge end points in S . Figure 5a shows that *LP-round* is in fact competitive with *Graclus* in finding clusterings with small normalized cut scores, even though *LP-round* is designed for a different objective. However, *LP-round* still tries to avoid cutting edges, and it happens to find clusterings that also have small normalized cut values. The other goal of *LP-round* is to place few edges in a cluster with the wrong label, which in this scenario corresponds to clustering private messages together if they happen close to each other in time. We therefore also measure the average difference between timestamps of interior edges and

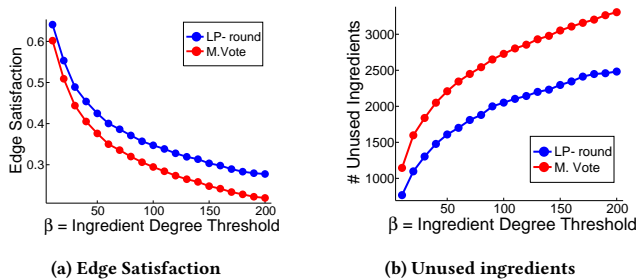


Figure 6: As β increases, we discard fewer high-degree ingredients before clustering the rest. Our method always “makes” more recipes (higher edge satisfaction) and “wastes” fewer ingredients (smaller # of unused ingredients).

the average time stamp in each clustering, i.e.,

$$\text{AvgTimeDiff}(S_1, \dots, S_k) = \frac{1}{|E_{\text{int}}|} \sum_{i=1}^k \sum_{e \in E_i} |\text{timestamp}(e) - \mu_i|,$$

where E_{int} is the set of interior edges completely contained in some cluster, E_i is the set of interior edges of cluster S_i , and μ_i is the average time stamp in E_i . Not surprisingly, this value tends to be large for *Graclus*, since this method ignores time stamps and only seeks clusters of highly active users. However, Figure 5b shows that this value tends to be small for *LP-round*, indicating that it is indeed detecting clusters of users that are highly interactive within a specific short period of time.

5.4 Analysis of the Cooking Hypergraph

Finally, we apply our framework and *LP-round* algorithm to gain insights into the *Cooking* hypergraph dataset used in Section 5.1 and to demonstrate the capabilities of our methodology for exploratory data analysis. Recall that an edge in this hypergraph is a set of ingredients for a recipe, and that this recipe is categorized according to cuisine. Optimizing the Categorical Edge Clustering objective thus corresponds to separating ingredients among cuisines, in a way that maximizes the number of recipes whose ingredients are all in the same cluster (see Ahn et al. [3] for related analyses).

Removing high-degree ingredients. Table 1 shows that only 20% of the recipes can be made (i.e., a 0.2 edge satisfaction) after partitioning ingredients among cuisine types. This is due to the large number of common ingredients such as salt and olive oil that are shared across many cuisines (a problem noted in other network analyses of recipes [56]). We wish to remove the negative effect of these high-degree nodes. For an ingredient i , let d_i^c be the number of recipes of cuisine c containing i . Let $M_i = \max_c d_i^c$ measure *majority degree* and $T_i = \sum_c d_i^c$ the *total degree*. Note that $B_i = T_i - M_i$ is a lower bound on the number of hyperedge mistakes we will make at edges incident to node i . We can refine the original dataset by removing all nodes with B_i greater than some β .

Making recipes or wasting ingredients. Figure 6a shows edge satisfaction scores for *LP* and *MV* when we cluster the dataset for different parameters β . When $\beta = 10$, we achieve an edge satisfaction above 0.64 with *LP*. As β increases, edge satisfaction decreases, but *LP* outperforms *MV* in all cases. We also consider a measure

Table 2: Examples of ingredients and recipes from special clusters identified by *LP-round*, but not *Majority Vote*.

French Fruit-Based Desserts ($\beta = 70$)

Ingredients: ruby red grapefruit, strawberry ice cream, dry hard cider, icing, prunes, tangerine juice, sour cherries.

Recipes: 1. {almond extract, bittersweet chocolate, sugar, sour cherries, brioche, heavy cream, unsalted butter, kirsch}, 2. {large egg yolks, ruby red grapefruit, dessert wine, sugar}

Brazilian Caipirinha Recipes ($\beta = 170$)

Ingredients: simple syrup, light rum, ice, superfine sugar, key lime, coco, kumquats, liquor, mango nectar, vanilla essence

Recipes: {cachaca, ice} + 1. {lime juice, kumquats, sugar}, 2. {lime, fruit puree, simple syrup}, 3. {superfine sugar, lime juice, passion fruit juice}, 4. {sugar, liquor, mango nectar, lime, mango}

of “ingredient waste” for each method. An ingredient is *unused* if we cannot make any recipes by combining the ingredient with other ingredients in its cluster. A low number of unused ingredients indicates that a method forms clusters where ingredients tend to combine together well. Figure 6b shows the number of unused ingredients as β varies. Again, *LP* outperforms *MV*.

Specific ingredient and recipe clusters. We finally highlight specific ingredient clusters that *LP* identifies but *MV* does not. When $\beta = 170$, *LP* places 10 ingredients with the Brazilian cuisine which *MV* does not, leading to 23 extra recipes that are unique to *LP*. Of these, 21 correspond to variants of the Caipirinha, a popular Brazilian cocktail. When $\beta = 70$, 24 ingredients and 24 recipes are unique to the French cuisine cluster of *LP*. Of these, 18 correspond to desserts, and 14 have a significant fruit component. Table 2 displays examples of ingredients and recipes in from both these clusters.

6 DISCUSSION

We have developed a computational framework for clustering nodes of graphs and hypergraphs when edges have categorical labels that are indicative of how nodes should be grouped together. When there are only two categories, we showed that our clustering objective for graphs or hypergraphs can be solved in polynomial time, using minimum s - t cuts for (possibly directed) graphs. For the special cases of two-category graphs and rank-3 hypergraphs, it is interesting to note that the Categorical Edge Clustering objective is a “regular energy function” within the energy minimization framework of computer vision [35]. This gives an alternative construction for polynomial time algorithms in these cases. However, energy minimization approaches do not work for two important regimes: problems with more than two categories, or in general hypergraphs (in the latter scenario, the penalties are no longer a semi-metric, which is needed for approximation algorithms [14]).

For general problems, our linear programming relaxations provide 2-approximation or even better guarantees, which are far tighter than what is seen in the related literature on correlation clustering. This method is also extremely effective in practice. In terms of performance on the Categorical Edge Clustering objective, we saw multiple cases where the *LP-round* algorithm actually minimizes the NP-hard objective (certified through integral solutions) on hypergraphs with tens of thousands of edges in just tens of seconds. The approach also works well in categorical clustering

problems when performance is measured in terms of some sort of ground truth labeling, outperforming other approaches by a substantial margin.

REFERENCES

- [1] Evrim Acar, Daniel M. Dunlavy, and Tamara G. Kolda. Link prediction on evolving data using matrix and tensor factorizations. In *2009 IEEE International Conference on Data Mining Workshops*, pages 262–269. IEEE, 2009.
- [2] Sameer Agarwal, Kristin Branson, and Serge Belongie. Higher order learning with graphs. In *Proceedings of the 23rd International Conference on Machine Learning - ICML '06*. ACM Press, 2006.
- [3] Yong-Yeol Ahn, Sebastian E. Ahnert, James P. Bagrow, and Albert-László Barabási. Flavor network and the principles of food pairing. *Scientific Reports*, 1(1), December 2011.
- [4] Leman Akoglu, Hanghang Tong, Brendan Meeder, and Christos Faloutsos. PICS: Parameter-free identification of cohesive subgroups in large attributed graphs. In *Proceedings of the 2012 SIAM International Conference on Data Mining*. Society for Industrial and Applied Mathematics, 2012.
- [5] Réka Albert and Albert-László Barabási. Statistical mechanics of complex networks. *Reviews of Modern Physics*, 74(1):47, 2002.
- [6] Yael Anava, Noa Avigdor-Elgrabi, and Iftah Gamzu. Improved theoretical and practical guarantees for chromatic correlation clustering. In *Proceedings of the 24th International Conference on World Wide Web, WWW '15*, pages 55–65, Republic and Canton of Geneva, Switzerland, 2015. International World Wide Web Conferences Steering Committee.
- [7] Nikhil Bansal, Avrim Blum, and Shuchi Chawla. Correlation clustering. *Machine Learning*, 56:89–113, 2004.
- [8] Austin R. Benson, Rediet Abebe, Michael T. Schaub, Ali Jadbabaie, and Jon Kleinberg. Simplicial closure and higher-order link prediction. *Proceedings of the National Academy of Sciences*, 115(48):E11221–E11230, 2018.
- [9] Austin R. Benson, David F. Gleich, and Jure Leskovec. Higher-order organization of complex networks. *Science*, 353(6295):163–166, 2016.
- [10] Francesco Bonchi, Aristides Gionis, Francesco Gullo, Charalampos E. Tsourakakis, and Antti Ukkonen. Chromatic correlation clustering. *ACM Trans. Knowl. Discov. Data*, 9(4):34:1–34:24, June 2015.
- [11] Francesco Bonchi, Aristides Gionis, Francesco Gullo, and Antti Ukkonen. Chromatic correlation clustering. In *Proceedings of the 18th ACM SIGKDD International Conference on Knowledge Discovery and Data Mining, KDD '12*, pages 1321–1329, New York, NY, USA, 2012. ACM.
- [12] Shyam Boriah, Varun Chandola, and Vipin Kumar. Similarity measures for categorical data: A comparative evaluation. In *Proceedings of the 2008 SIAM International Conference on Data Mining*, pages 243–254. SIAM, 2008.
- [13] Cecile Bothorel, Juan David Cruz, Mateo Magnani, and Barbora Mícenková. Clustering attributed graphs: Models, measures and methods. *Network Science*, 3(3):408–444, March 2015.
- [14] Y. Boykov, O. Veksler, and R. Zabih. Fast approximate energy minimization via graph cuts. *IEEE Transactions on Pattern Analysis and Machine Intelligence*, 23(11):1222–1239, Nov 2001.
- [15] Ulrik Brandes, Daniel Delling, Marco Gaertler, Robert Gorke, Martin Hofer, Zoran Nikoloski, and Dorothea Wagner. On modularity clustering. *IEEE Transactions on Knowledge and Data Engineering*, 20(2):172–188, 2007.
- [16] Gruia Calinescu, Howard Karloff, and Yuval Rabani. An improved approximation algorithm for multiway cut. *Journal of Computer and System Sciences*, 60(3):564–574, 2000.
- [17] Michael B Cohen, Yin Tat Lee, and Zhao Song. Solving linear programs in the current matrix multiplication time. In *Proceedings of the 51st Annual ACM SIGACT Symposium on Theory of Computing*, pages 938–942. ACM, 2019.
- [18] Nicolas A. Crossley, Andrea Mechelli, Petra E. Vértes, Toby T. Winton-Brown, Ameera X. Patel, Cedric E. Ginestet, Philip McGuire, and Edward T. Bullmore. Cognitive relevance of the community structure of the human brain functional coactivation network. *Proceedings of the National Academy of Sciences*, 110(28):11583–11588, 2013.
- [19] E. Dahlhaus, D. S. Johnson, C. H. Papadimitriou, P. D. Seymour, and M. Yannakakis. The complexity of multiterminal cuts. *SIAM Journal on Computing*, 23:864–894, 1994.
- [20] Inderjit S. Dhillon, Yuqiang Guan, and Brian Kulis. Weighted graph cuts without eigenvectors a multilevel approach. *IEEE Transactions on Pattern Analysis and Machine Intelligence*, 29(11):1944–1957, 2007.
- [21] Manlio De Domenico, Vincenzo Nicosia, Alexandre Arenas, and Vito Latora. Structural reducibility of multilayer networks. *Nature Communications*, 6(1), 2015.
- [22] Yuxiao Dong, Nitesh V. Chawla, and Ananthram Swami. metapath2vec: Scalable representation learning for heterogeneous networks. In *Proceedings of the 23rd ACM SIGKDD International Conference on Knowledge Discovery and Data Mining*. ACM Press, 2017.
- [23] David Easley, Jon Kleinberg, et al. *Networks, Crowds, and Markets*. Cambridge Books, 2012.
- [24] Santo Fortunato. Community detection in graphs. *Physics Reports*, 486(3-5):75–174, 2010.
- [25] Takuro Fukunaga. LP-based pivoting algorithm for higher-order correlation clustering. In Lusheng Wang and Daming Zhu, editors, *Computing and Combinatorics*, pages 51–62, Cham, 2018. Springer International Publishing.
- [26] Venkatesh Ganti, Johannes Gehrke, and Raghu Ramakrishnan. Cactus-clustering categorical data using summaries. In *Proceedings of the 2009 ACM SIGMOD International Conference on Management of Data*, pages 99, pages 73–83, 1999.
- [27] David Gibson, Jon Kleinberg, and Prabhakar Raghavan. Clustering categorical data: An approach based on dynamical systems. *The VLDB Journal—The International Journal on Very Large Data Bases*, 8(3-4):222–236, 2000.
- [28] Aristides Gionis, Heikki Mannila, and Panayiotis Tsaparas. Clustering aggregation. *ACM Transactions on Knowledge Discovery from Data (TKDD)*, 1(1):4, 2007.
- [29] David F. Gleich, Nate Veldt, and Anthony Wirth. Correlation Clustering Generalized. In *29th International Symposium on Algorithms and Computation*, volume 123 of *ISAAC 2018*, pages 44:1–44:13, Dagstuhl, Germany, 2018. Schloss Dagstuhl–Leibniz-Zentrum fuer Informatik.
- [30] Kaggle. Walmart recruiting: Trip type classification, 2015. <https://www.kaggle.com/c/walmart-recruiting-trip-type-classification>.
- [31] Kaggle. What’s cooking?, 2015. <https://www.kaggle.com/c/whats-cooking>.
- [32] Thomas N Kipf and Max Welling. Semi-supervised classification with graph convolutional networks. In *Proceedings of the International Conference on Learning Representations*, 2017.
- [33] Mikko Kivela, Alex Arenas, Marc Barthélemy, James P. Gleeson, Yamir Moreno, and Mason A. Porter. Multilayer networks. *Journal of Complex Networks*, 2(3):203–271, 2014.
- [34] Pushmeet Kohli. Minimizing dynamic and higher order energy functions using graph cuts, thesis. 2007.
- [35] V. Kolmogorov and R. Zabih. What energy functions can be minimized via graph cuts? *IEEE Transactions on Pattern Analysis and Machine Intelligence*, 26(2):147–159, Feb 2004.
- [36] Andrea Lancichinetti and Santo Fortunato. Consensus clustering in complex networks. *Scientific Reports*, 2(1), March 2012.
- [37] Silvio Lattanzi and D Sivakumar. Affiliation networks. In *Proceedings of the 41st Annual ACM Symposium on Theory of Computing*, pages 427–434. Citeseer, 2009.
- [38] Yin Tat Lee and Aaron Sidford. Efficient inverse maintenance and faster algorithms for linear programming. In *2015 IEEE 56th Annual Symposium on Foundations of Computer Science*, pages 230–249. IEEE, 2015.
- [39] Jure Leskovec, Jon Kleinberg, and Christos Faloutsos. Graph evolution: Densification and shrinking diameters. *ACM Transactions on Knowledge Discovery from Data (TKDD)*, 1(1):2, 2007.
- [40] Jure Leskovec, Kevin J. Lang, and Michael Mahoney. Empirical comparison of algorithms for network community detection. In *Proceedings of the 19th International Conference on World Wide Web - WWW '10*. ACM Press, 2010.
- [41] P. Li, H. Dau, G. Puleo, and O. Milenkovic. Motif clustering and overlapping clustering for social network analysis. In *IEEE INFOCOM 2017 - IEEE Conference on Computer Communications*, pages 1–9, May 2017.
- [42] Pan Li and Olga Milenkovic. Inhomogeneous hypergraph clustering with applications. In I. Guyon, U. V. Luxburg, S. Bengio, H. Wallach, R. Fergus, S. Vishwanathan, and R. Garnett, editors, *Advances in Neural Information Processing Systems 30*, pages 2308–2318. Curran Associates, Inc., 2017.
- [43] Pan Li, Gregory J. Puleo, and Olga Milenkovic. Motif and hypergraph correlation clustering. *CoRR*, abs/1811.02089, 2018.
- [44] Christopher Moore. The computer science and physics of community detection: Landscapes, phase transitions, and hardness. *Bulletin of the EATCS*, 121, 2017.
- [45] Peter J. Mucha, Thomas Richardson, Kevin Macon, Mason A. Porter, and Jukka-Pekka Onnela. Community structure in time-dependent, multiscale, and multiplex networks. *Science*, 328(5980):876–878, 2010.
- [46] Mark EJ Newman. The structure and function of complex networks. *SIAM Review*, 45(2):167–256, 2003.
- [47] Huu Hiep Nguyen. Clustering categorical data using community detection techniques. *Computational Intelligence and Neuroscience*, 2017, 2017.
- [48] James B Orlin. Max flows in $o(nm)$ time, or better. In *Proceedings of the forty-fifth annual ACM symposium on Theory of computing*, pages 765–774. ACM, 2013.
- [49] Braxton Osting, Sourabh Palande, and Bei Wang. Spectral sparsification of simplicial complexes for clustering and label propagation. *arXiv:1708.08436*, 2017.
- [50] Pietro Panzarasa, Tore Opsahl, and Kathleen M Carley. Patterns and dynamics of users’ behavior and interaction: Network analysis of an online community. *Journal of the American Society for Information Science and Technology*, 60(5):911–932, 2009.
- [51] Evangelos Papalexakis, Konstantinos Pelechrinis, and Christos Faloutsos. Spotting misbehaviors in location-based social networks using tensors. In *Proceedings of the 23rd International Conference on World Wide Web*, pages 551–552. ACM, 2014.
- [52] Satu Elisa Schaeffer. Graph clustering. *Computer Science Review*, 1(1):27–64, 2007.

- [53] Arnab Sinha, Zhihong Shen, Yang Song, Hao Ma, Darrin Eide, Bo-June (Paul) Hsu, and Kuansan Wang. An overview of microsoft academic service (MAS) and applications. In *WWW '15 Companion*. ACM, 2015.
- [54] Substance Abuse and Mental Health Services Administration. Drug Abuse Warning Network (DAWN), 2011. <https://www.samhsa.gov/data/data-we-collect/dawn-drug-abuse-warning-network>.
- [55] Yizhou Sun, Jiawei Han, Xifeng Yan, Philip S. Yu, and Tianyi Wu. Pathsim: Meta path-based top-k similarity search in heterogeneous information networks. *Proceedings of the VLDB Endowment*, 4(11):992–1003, 2011.
- [56] Chun-Yuen Teng, Yu-Ru Lin, and Lada A. Adamic. Recipe recommendation using ingredient networks. In *Proceedings of the 3rd Annual ACM Web Science Conference on - WebSci '12*. ACM Press, 2012.
- [57] Dorothea Wagner and Frank Wagner. Between min cut and graph bisection. In *International Symposium on Mathematical Foundations of Computer Science*, pages 744–750. Springer, 1993.
- [58] Zhiqiang Xu, Yiping Ke, Yi Wang, Hong Cheng, and James Cheng. A model-based approach to attributed graph clustering. In *Proceedings of the 2012 International Conference on Management of Data*. ACM Press, 2012.
- [59] Hao Yin, Austin R. Benson, Jure Leskovec, and David F. Gleich. Local higher-order graph clustering. In *Proceedings of the 23rd ACM SIGKDD International Conference on Knowledge Discovery and Data Mining*, pages 555–564. ACM, 2017.
- [60] Thomas Zaslavsky. Signed graphs. *Discrete Applied Mathematics*, 4(1):47 – 74, 1982.
- [61] Justine Zhang, Cristian Danescu-Niculescu-Mizil, Christina Sauper, and Sean J. Taylor. Characterizing online public discussions through patterns of participant interactions. *Proceedings of the ACM on Human-Computer Interaction*, 2(CSCW):1–27, 2018.
- [62] Dengyong Zhou, Jiayuan Huang, and Bernhard Schölkopf. Learning with hypergraphs: Clustering, classification, and embedding. In *Advances in Neural Information Processing Systems*, pages 1601–1608, 2007.
- [63] Yang Zhou, Hong Cheng, and Jeffrey Xu Yu. Graph clustering based on structural/attribute similarities. *Proceedings of the VLDB Endowment*, 2(1):718–729, 2009.