

SPEECH-VGG: A DEEP FEATURE EXTRACTOR FOR SPEECH PROCESSING

Pierre Beckmann^{*,1,2}

Mikolaj Kegler^{*,1,3}

Hugues Saltini^{1,2}

Milos Cernak¹

¹Logitech Europe S.A., 1015, Lausanne, Switzerland

²Ecole Polytechnique Federale de Lausanne (EPFL), 1015, Lausanne, Switzerland

³Imperial College London (ICL), SW7 2AZ, London, UK

ABSTRACT

A growing number of studies in the field of speech processing employ feature losses to train deep learning systems. While the application of this framework typically yields beneficial results, the question of what’s the optimal setup for extracting transferable speech features to compute losses remains underexplored. In this study, we extend our previous work on speechVGG, a deep feature extractor for training speech processing frameworks. The extractor is based on the classic VGG-16 convolutional neural network re-trained to identify words from the log magnitude STFT features. To estimate the influence of different hyperparameters on the extractor’s performance, we applied several configurations of speechVGG to train a system for informed speech inpainting, the context-based recovery of missing parts from time-frequency masked speech segments. We show that changing the size of the dictionary and the size of the dataset used to pre-train the speechVGG notably modulates task performance of the main framework.

Index Terms— Speech processing, deep feature losses, feature extractor, speech enhancement, deep learning

1. INTRODUCTION

Recent breakthroughs in deep learning in the fields of image and natural language processing relied heavily on transfer and representation learning [1, 2]. The goal of the process is to learn the representation of certain task-specific knowledge and apply, or transfer, it to another problem [3, 4, 5]. One of the applications of transfer learning is the framework of deep feature losses, an approach for training deep learning systems [6]. It stems from the field of computer vision for image synthesis and problems such as style transfer [7], super-resolution [5] or inpainting [8]. To train the network using deep feature losses, one does typically need an auxiliary system referred to as a feature extractor. During training, the pre-trained extractor is applied to process the output of the main trained network, as well as, the target to obtain the representation of both in high-dimensional space. The loss is subsequently computed based on the representations of the two, thus deep feature loss. Due to a vastly more complex representation, the use of deep feature losses can lead to benefits, as compared to their simpler, direct counterparts [9].

Currently, a growing number of studies apply such an approach to training audio & speech processing frameworks [10, 11, 12]. For instance, [10] used a network inspired by the VGG trained on acoustic scenes and events classification from raw time-domain samples. This extractor was subsequently used for computing the deep feature loss during the training of the main speech denoising system.

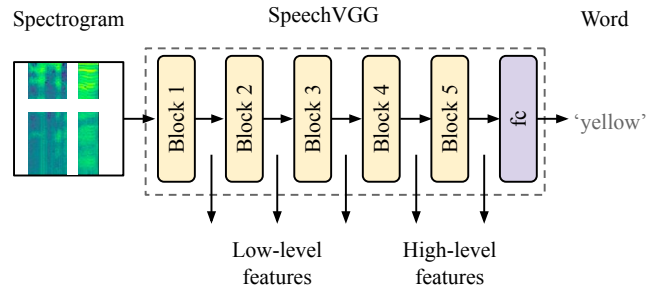


Fig. 1. speechVGG architecture and the word classification task.

Our previous contribution to applying deep feature losses in training speech processing frameworks was speechVGG, a VGG-like speech feature extractor, pre-trained on classifying words from spectrograms [13]. Here, we extend our previous findings by (i) investigating mechanism of hierarchical feature extraction by visualizing activations across the network [14] and (ii) exploring different approaches to pre-training and optimizing our extractor. Specifically, we wanted to investigate how the choice of training hyperparameters affected the performance of the target speech processing framework trained via deep feature losses. We mainly focus on two aspects specific for speech processing, the size of the training dataset and the dictionary, used for pre-training of the speechVGG on the speech recognition task.

As the target speech processing application, we employed the previously introduced informed speech inpainting task [13]. The goal of the task is to recover missing parts of masked STFT magnitudes of speech segments. We consider it, similar to word masking in training state of the art language models [2] or image completion in computer vision [15], as particularly suitable for investigating the efficacy of different feature extractors. We hypothesize that due to the context-based recovery of missing information in the end-to-end fashion, the influence of different feature extractors, applied in training, may almost directly translate to the task performance.

In this work, we aim to analyze trends in the considered hyperparameter space and identify optimal configurations for pre-training our deep speech feature extractor. In particular, we want to shed light on the mechanisms underlying the training of speech processing frameworks via deep feature losses and characterize crucial factors affecting the efficacy of the process. Taking advantage of the modular, block-based, architecture of the extractor, we also explore its sub-types by manipulating the number of pre-trained blocks used. Through this paper, we would like to encourage the use of trainable, general-purpose deep speech feature extractors, like our speechVGG, in the field of speech processing and propose

*-These authors contributed equally to this work. Corresponding author: Milos Cernak, milos.cernak@ieee.org.

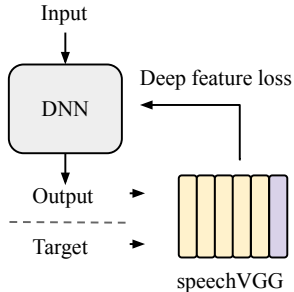


Fig. 2. Diagram of training speech processing systems (DNN) via deep feature losses obtained through the speechVGG extractor.

mechanistic guidelines for applying them.

This paper is organized as follows. Section 2 introduces our data & methods used, sections 3 presents our results and sections 4 provides critical discussion and concludes this work.

2. MATERIALS & METHODS

LibriSpeech [16], an open read speech corpus, sampled at 16 kHz was used as a dataset of voice recording for developing and evaluating all the models considered in this study. Specifically, we used all the available voice recordings, including 100, 460 hours of clean speech (*train-clean-100*, *train-clean-360*), as well as, 500 hours of ‘other’ speech, potentially including mistakes in word annotations (*train-other-500*) to train the models. We employed separate subsets *test-clean* to monitor the training performance of our models and *dev-clean* as a held-off part of the data for the final evaluation of the trained models.

2.1. SpeechVGG for deep speech features extraction

Our deep speech feature extractor adopted seminal VGG-16 architecture, re-trained to classify words from speech STFT log magnitudes, instead of categories of images, thus speechVGG. Diagram of the system architecture and the task are presented in Fig. 1.

Specifically, the network is built out of five main blocks (yellow), each composed of stacked convolution layers, followed by ReLU activations, and concluded by a max-pooling layer, the same as in the original work [17]. During training, a fully connected layer with softmax activation was added after the final block to obtain one-hot encoded output reflecting the class assigned to the input (purple).

Insights from computer vision literature suggest that subsequent blocks of convolutional neural networks (ConvNets) are sensitive to different features of the input [18]. In particular, analysing patterns of activation at the pooling layers of ConvNets for computer vision, specific sub-classes of edge or texture detectors can be distinguished. Here we perform a similar analysis to visualize activation patterns at each of the speechVGG blocks and see whether the network’s blocks act as hierarchically organized extractors of speech features [14].

In our previous work, we showed that applying speechVGG to train the framework for recovering missing parts of time-frequency representation of speech improved its performance, as compared to other types of losses, including L_1 [13]. Based on the promising outcomes, here we explored the properties of the model to understand which factors facilitate speech feature extraction and how could they be optimized for the best performance.

To train the network on the word classification task, we employed different sizes of training dictionaries (the numbers of unique words) extracted from subsets of voice recordings. In particular, for each considered dictionary size, corresponding to the number of classes in the classification task, we extracted all instances of words in the dictionary from the chosen subset of data. We obtained magnitude spectrograms for each segment by taking absolute values of a complex short-time Fourier transform (STFT, 256 samples window with 128 samples overlap, 128 frequency bins). Natural logarithm was then applied to the spectrogram, which was subsequently standardized. In the standardization process, the mean was subtracted from each frequency channel, then divided by the variance. Both the mean and variance were obtained from the training data.

SpecAugment [19] was applied in training to improve the generalization capacity of our classifier, and presumably, the performance of the feature extractor. In the process, random blocks of time and frequency bins (no more than 50% in each dimension) in the spectrograms were replaced with mean values. To address the issue of varying duration of spoken words we randomly placed the word’s time-frequency magnitude in a 128x128 frame and zero-padded the sides. We believe that the zero-padding allows the network to identify the valid part of the input, whereas the mean-value padding for data augmentation is meant to enhance its generalization capabilities.

2.2. Informed speech inpainting

To quantify the feature extraction performance, we employed the task of the informed speech inpainting as a testing ground for different configurations of speechVGG feature extractors. In this task, the system is trained to recover missing parts of time-frequency masked STFT of a speech segment, presented at the input, along with the mask indicating missing or degraded bins. We advocate the speech inpainting task as a particularly suitable for evaluating the efficacy of deep feature extractors, as it’s focused on generating missing parts of a spectrogram, instead of, for example, suppressing noise.

The deep learning framework used to perform the task was adopted from our previous work [13]. Briefly, the main part of the system is a U-Net, originally introduced in [20], for recovering missing parts of the time-frequency representations of speech segments. Similarly to the data preprocessing for training the speechVGG, here we divided all the available voice recordings into 1028 ms segments, extracted their STFT magnitudes, applied logarithm and normalized, as specified in 2.1, to obtain 128x128 matrices. Each training sample was furthermore degraded by applying a mask to it and replacing masked values with zeros. Such samples, along with their mask were processed through the network to recover original time-frequency representations of speech. Waveforms were obtained directly from the recovered STFT magnitudes by applying the local weighted sums algorithm [21, 22].

2.3. Deep feature losses in training

In training, the U-Net was fed masked STFT magnitudes of speech segments, as specified in 2.2 and its goal was to recover the masked values. While such systems are commonly trained using L_1 , per-pixel, loss between the output and the target, we trained ours with deep feature losses obtained through the speechVGG extractor (Fig. 2).

Specifically, instead of computing L_1 we processed both the output (\hat{Y}) and the target (Y) speech spectrograms through the pre-trained speechVGG feature extractor (E). To obtain the deep feature

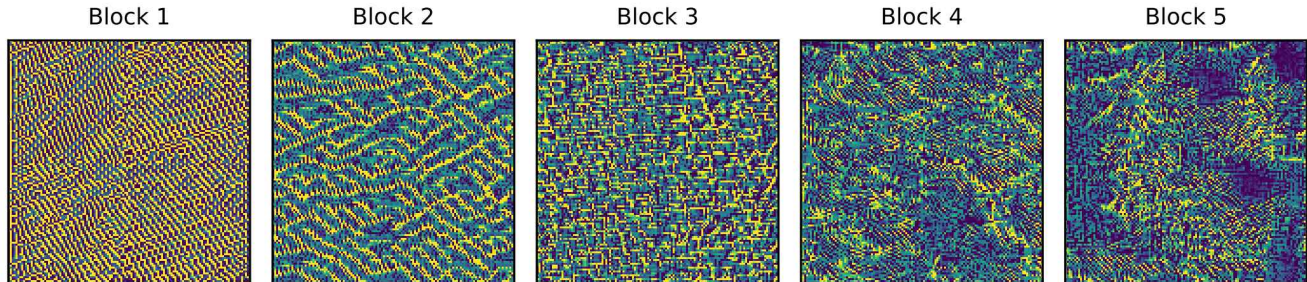


Fig. 3. Sample results of optimizing Gaussian input noise with respect to convolution layers activation of each SpeechVGG block. The speechVGG has been trained using 3000 words obtained from 460 hours of voice recordings.

loss D_{FL} for training, the L_1 between activations from a set of extractor’s pooling layers (N) was computed as:

$$L_{DF} = L_1(E_N(Y), E_N(\hat{Y}))$$

We considered three sets of blocks used to compute L_{DF} . Specifically, these were the first three, presumably corresponding to the low-level speech features, the last two, possibly reflecting high-level speech features or all five of them (*low-*, *high-*, *full- sVGG*, respectively).

3. RESULTS

This entire study was implemented in Python using TensorFlow and all of the introduced models were optimized via ADAM [23]. Data were fed to each model in mini-batches of size 32. Each speechVGG feature extractor was trained using a cross-entropy loss for 30 full epochs. All of the considered configurations plateaued at the validation accuracy of over 92%. The framework for speech inpainting was each time trained for 30 full epochs using deep feature loss (L_{DF}).

3.1. Visualising activation patterns

One way to visualize the type of patterns different layers are sensitive to is to optimize the network input for the layers activation. We applied a minimal implementation of the so-called ‘deep dream’ or ‘inceptionism’ technique [14] to our speechVGG. Starting from a gaussian noise input, we optimized it to maximize the activation mean of different layers in the network. The visualization of sample activation patterns from subsequent blocks of the pre-trained speechVGG are presented in Fig. 3.

Activation patterns develop a higher level structure with increasing depth of the network. In particular, the output from the first block represents a fine pattern strongly emphasizing edges. Interestingly, the readout from the second block represents a set of regular horizontal bars, which might correspond to the harmonic structure of speech. In the final fourth and fifth blocks, one can notice the formation of distinct large-scale patterns with pronounced clusters of activations. We speculate that those can reflect formants.

3.2. Experiment setup

We investigated how different training parameters, used to optimize our speechVGG deep speech feature extractor, affect the framework for speech inpainting trained via deep feature losses. We explored

the size of the training dictionary, the number of words for the classification task, and the size of the training data, the number of hours of voice recordings from which the words were extracted. We considered three sizes of the training dictionary: 1000, 3000 & 6000 most frequent words, that were at least 4 letters long, and three sizes of the training data: 100, 460, 960 hours of voice recordings from the LibriSpeech dataset, making up nine possible configurations. It’s important to note that the LibriSpeech contains 460 hours of clean speech and 500 hours of ‘other’ speech with potential mistakes in annotation [16]. Therefore our 960 hours of training data contain both clean and ‘other’ voice recordings.

Each of the configurations of speechVGG extractor was trained and subsequently used to obtain feature losses for training the framework for informed speech inpainting, as specified in 2.2 (Fig. 2). Here, we considered three shapes of masks applied to time, time & frequency bins, or random parts of the input speech STFT of elliptical shapes, resembling brush strokes. Each mask was designed to cover a specific portion of the input and was split between one to four intrusions, none shorter than 3 bins (24 ms or 187.5 Hz bandwidth).

Each of the nine extractors was used in three configurations, namely *low-*, *high-*, *full- sVGG*, utilizing either first three, last two or all five blocks to compute L_{DF} . Each time the system was trained to recover missing parts of speech spectrograms extracted from 100 hours of voice recordings (*train-clean-100* subset) with time, time & frequency or random masks, chosen randomly with equal probability for each training sample. Size of the applied mask was each time drawn from the normal distribution $N(\mu = 29.4\%, \sigma = 9.9\%)$.

We evaluated the performance of the system trained with different configurations of the speechVGG on the held-off *dev-clean* data from LibriSpeech. We used sizes of masks ranging from 10% up to 40% information missing. The framework performance was quantified using the short term objective intelligibility (STOI) [24] and perceptual evaluation of speech quality (PESQ) [25], measured between the original and recovered speech segments. The obtained results were then averaged across the considered shapes and sized of masks. In the time-frequency masked case, representing the baseline, scores were 0.708 STOI and 1.818 PESQ.

3.3. Influence of the training data size on the speechVGG

Consistently with our previous results, the inpainting framework trained via deep feature losses, obtained through our speechVGG, improved both STOI & PESQ, as compared to the baseline [13]. Specifically, all of considered configurations led to the improvement, but frameworks trained via *low-* and *full- sVGG* consistently

	low_sVGG				high_sVGG				full_sVGG				
Dictionary size (#words)													
1000	0.83 2.623	0.84 2.647	0.838 2.64	0.836 2.637	0.819 2.543	0.817 2.534	0.806 2.485	0.814 2.52	0.832 2.601	0.838 2.668	0.84 2.652	0.837 2.64	
3000	0.836 2.638	0.842 2.649	0.835 2.618	0.838 2.635	0.808 2.518	0.826 2.556	0.819 2.542	0.817 2.538	0.829 2.596	0.848 2.67	0.834 2.617	0.837 2.628	
6000	0.841 2.669	0.85 2.687	0.843 2.656	0.844 2.67	0.807 2.492	0.825 2.553	0.811 2.515	0.814 2.52	0.832 2.629	0.843 2.64	0.836 2.636	0.837 2.635	
Avg.	0.836 2.643	0.844 2.661	0.838 2.638		0.811 2.518	0.822 2.547	0.812 2.514		0.831 2.609	0.843 2.66	0.836 2.635		
	100	460	960	Avg.	100	460	960	Avg.	100	460	960	Avg.	
					Training size (#hours)								

Fig. 4. Influence of the speechVGG training hyperparameters on the performance of the system for the informed speech inpainting. Each array corresponds to a different configuration of blocks used to obtain L_{DF} to optimize the main framework. Each cell in the arrays represents STOI (top) and PESQ (bottom), measured between the reconstructed and original speech sample, averaged across all evaluation conditions. The last column and row of each matrix represent scores averaged across the remaining rows and columns, respectively. The best result for each metric for individual configurations, not averages, is highlighted in bold. The baseline scores, in the time-frequency masked case, were 0.708 STOI & 1.818 PESQ.

outperformed their *high_sVGG* counterpart (Fig. 4).

To assess the effect of the size speech dataset used to train the speechVGG we compared the averaged STOI & PESQ for different configurations of the training data (Fig. 4, columns). We sought for the effects of changing the amount of speech material used for the training of speechVGG by comparing the results averaged across all considered dictionary sizes (Fig. 4, Avg. row). Consistently, for all three configurations of speechVGG for deep speech feature extraction, the extractors trained on 460 hours of clean speech led to the best STOI & PESQ, both for individual setups and their averages.

Surprisingly, nearly doubling the size of the training dataset size to 960 hours yielded only slightly better results than the configuration using only 100 hours of voice recordings. Such an outcome may be attributed to the fact that over half of the 960 hours of speech belongs to the ‘other’ category in the LibriSpeech data, likely containing inaccurate annotations. This, in turn, could have disrupted the training of feature extractors trained on word labels.

3.4. Influence of the training dictionary size on the speechVGG

Similarly to the assessment of the influence of the amount of training data on the speechVGG performance, we investigated the effect of changing the training dictionary size (Fig. 4, rows). For individual configurations of three model types the best results were obtained using either 3000 (*high_*, *full_*) or 6000 (*low_*) words to train the speechVGG. In particular, comparing the results averaged across the different sizes of the training datasets (Fig. 4, Avg. column), effects are considerably smaller, as compared to the other hyperparameter. Specifically, *low_speechVGG* showed the biggest effect of changing the dictionary size, while for its *high_* and *full_* counterparts, the changes in STOI & PESQ were almost negligible.

Such a weaker effect of the size of the dictionary could be explained by the fact that we employed the most frequent words. In particular, least frequent, rare words appear in only a few voice recordings across the LibriSpeech dataset and make up a relatively small set of training samples. Therefore their contribution in pre-training our feature extractors is considerably low.

4. DISCUSSION & CONCLUSIONS

In this paper we introduced and characterized speechVGG, a trainable deep speech features extractor for applying deep feature losses in the training of neural networks for speech processing. Our analysis activation patterns in the network suggest that analogously to the classic VGG, our speechVGG extracts distinct speech features hierarchically in subsequent blocks, modules, of the network (Fig. 3).

Using the framework for the informed speech inpainting, we investigated the influence of training hyperparameters of our speech feature extractor on the task performance. Specifically, we considered nine configurations of the network, pre-trained using 1000, 3000 or 6000 most frequent words (dictionary size) obtained from 100, 460 or 900 hours of speech recordings (training size). Our grid-search analysis showed notable changes in the performance of the framework optimized using different extractors 4. Specifically, the changes in STOI & PESQ for specific setups reached up to 0.02 and 0.07 respectively.

We identified trends in the considered parameter space. In particular, we showed that increasing the size of voice recordings dataset affected the performance, but only using clean, well-annotated speech. Changing the size of the dictionary used to train the speechVGG didn’t yield particularly large outcomes in different cases. It’s important to notice, that our model task is mostly emphasizing acoustic, not semantic features of speech. Future studies, employing joint acoustic and semantic modelling might be necessary to fully understand the impact of the dictionary size on the extractor’s performance.

We believe that training deep learning frameworks for speech processing via deep feature losses is a promising line of research with a growing number of applications. We argue that the best results are likely to be obtained using specialized, tailored for the task, feature extractors, like our speechVGG. In particular, our results highlight the influence of training strategies on the efficacy of pre-trained deep speech feature extractors. We aim to open-source our speechVGG framework shortly, hoping that it will influence further applications and developments in the field of speech processing.

5. REFERENCES

- [1] C. Tan, F. Sun, T. Kong, W. Zhang, C. Yang, and C. Liu, "A survey on deep transfer learning," in *International Conference on Artificial Neural Networks*. Springer, 2018, pp. 270–279.
- [2] J. Devlin, M-W. Chang, K. Lee, and K. Toutanova, "Bert: Pre-training of deep bidirectional transformers for language understanding," *arXiv preprint arXiv:1810.04805*, 2018.
- [3] Y. Bengio, "Deep learning of representations for unsupervised and transfer learning," in *Proceedings of ICML workshop on unsupervised and transfer learning*, 2012, pp. 17–36.
- [4] Y-A. Chung and J. Glass, "Speech2vec: A sequence-to-sequence framework for learning word embeddings from speech," in *Proc. Interspeech 2018*, 2018, pp. 811–815.
- [5] J. Johnson, A. Alahi, and L. Fei-Fei, "Perceptual losses for real-time style transfer and super-resolution," in *European conference on computer vision*. Springer, 2016, pp. 694–711.
- [6] A. Dosovitskiy and T. Brox, "Generating images with perceptual similarity metrics based on deep networks," in *Advances in neural information processing systems*, 2016, pp. 658–666.
- [7] L.A. Gatys, A.S. Ecker, and M. Bethge, "A neural algorithm of artistic style," *arXiv preprint arXiv:1508.06576*, 2015.
- [8] G. Liu, F.A. Reda, K.J. Shih, T-C. Wang, A. Tao, and B. Catanzaro, "Image inpainting for irregular holes using partial convolutions," in *Proceedings of the European Conference on Computer Vision (ECCV)*, 2018, pp. 85–100.
- [9] X. Hou, L. Shen, K. Sun, and G. Qiu, "Deep feature consistent variational autoencoder," in *2017 IEEE Winter Conference on Applications of Computer Vision (WACV)*. IEEE, 2017, pp. 1133–1141.
- [10] F.G. Germain, Q. Chen, and V. Koltun, "Speech Denoising with Deep Feature Losses," in *Proc. Interspeech 2019*, 2019, pp. 2723–2727.
- [11] A. Sahai, R. Weber, and B. McWilliams, "Spectrogram feature losses for music source separation," *arXiv preprint arXiv:1901.05061*, 2019.
- [12] C-F. Liao, Y. Tsao, X. Lu, and H. Kawai, "Incorporating Symbolic Sequential Modeling for Speech Enhancement," 4 2019.
- [13] M. Kegler, P. Beckmann, and M. Cernak, "Deep speech inpainting of time-frequency masks," *arXiv preprint arXiv:1910.09058*, 2019.
- [14] A. Mordvintsev, C. Olah, and M. Tyka, "Deepdream-a code example for visualizing neural networks," *Google Research*, vol. 2, no. 5, 2015.
- [15] S. Iizuka, E. Simo-Serra, and H. Ishikawa, "Globally and locally consistent image completion," *ACM Transactions on Graphics*, vol. 36, no. 4, pp. 1–14, 7 2017.
- [16] V. Panayotov, G. Chen, D. Povey, and S. Khudanpur, "Librispeech: An ASR corpus based on public domain audio books," in *2015 IEEE International Conference on Acoustics, Speech and Signal Processing (ICASSP)*. 4 2015, pp. 5206–5210, IEEE.
- [17] K. Simonyan and A. Zisserman, "Very deep convolutional networks for large-scale image recognition," *arXiv preprint arXiv:1409.1556*, 2014.
- [18] J. Yosinski, J. Clune, A. Nguyen, T. Fuchs, and H. Lipson, "Understanding neural networks through deep visualization," *arXiv preprint arXiv:1506.06579*, 2015.
- [19] D.S. Park, W. Chan, Y. Zhang, C-C. Chiu, B. Zoph, E.D. Cubuk, and Q.V. Le, "SpecAugment: A simple data augmentation method for automatic speech recognition," *arXiv preprint arXiv:1904.08779*, 2019.
- [20] O. Ronneberger, P. Fischer, and T. Brox, "U-net: Convolutional networks for biomedical image segmentation," in *International Conference on Medical image computing and computer-assisted intervention*. Springer, 2015, pp. 234–241.
- [21] J. Le Roux, H. Kameoka, N. Ono, and S. Sagayama, "Fast signal reconstruction from magnitude STFT spectrogram based on spectrogram consistency," in *Proc. International Conference on Digital Audio Effects (DAFx)*, Sept. 2010, pp. 397–403.
- [22] J. Le Roux, H. Kameoka, N. Ono, and S. Sagayama, "Phase initialization schemes for faster spectrogram-consistency-based signal reconstruction," in *Proc. Acoustical Society of Japan Autumn Meeting (ASJ)*, Mar. 2010, number 3-10-3.
- [23] D.P. Kingma and J. Ba, "Adam: A method for stochastic optimization," *arXiv preprint arXiv:1412.6980*, 2014.
- [24] C.H. Taal, R.C. Hendriks, R. Heusdens, and J. Jensen, "A short-time objective intelligibility measure for time-frequency weighted noisy speech," in *2010 IEEE International Conference on Acoustics, Speech and Signal Processing*. 2010, pp. 4214–4217, IEEE.
- [25] "Methods for subjective determination of transmission quality," *ITU-T Rec. P.800*, 1998.