

# Decidable Synthesis of Programs with Uninterpreted Functions <sup>\*</sup>

Paul Krogmeier<sup>[0000-0002-6710-9516]</sup>, Umang Mathur<sup>[0000-0002-7610-0660]</sup>,  
Adithya Murali<sup>[0000-0002-6311-1467]</sup>, P. Madhusudan, and Mahesh Viswanathan

University of Illinois at Urbana-Champaign, USA  
{paulmk2,umathur3,adithya5,madhu,vmahesh}@illinois.edu

**Abstract.** We identify a decidable synthesis problem for a class of programs of unbounded size with conditionals and iteration that work over infinite data domains. The programs in our class use uninterpreted functions and relations, and abide by a restriction called coherence that was recently identified to yield decidable verification. We formulate a powerful grammar-restricted (syntax-guided) synthesis problem for coherent uninterpreted programs, and we show the problem to be decidable, identify its precise complexity, and also study several variants of the problem.

## 1 Introduction

Program synthesis is a thriving area of research that addresses the problem of automatically constructing a program that meets a user-given specification [23,22,1]. Synthesis specifications can be expressed in various ways: as input-output examples [20,21], temporal logic specifications for reactive programs [46], logical specifications [1,4], etc. Many targets for program synthesis exist, ranging from transition systems [46,32], logical expressions [1], imperative programs [53], distributed transition systems/programs [47,39,45], filling holes in programs [53], or repairs of programs [51].

A classical stream of program synthesis research is one that emerged from a problem proposed by Church [13] in 1960 for Boolean circuits. Seminal results by Büchi and Landweber [9] and Rabin [50] led to a mature understanding of the problem, including connections to infinite games played on finite graphs and automata over infinite trees (see [19,33]). Tractable synthesis for temporal logics like LTL, CTL, and their fragments was investigated and several applications for synthesizing hardware circuits emerged [7,6].

In recent years, the field has taken a different turn, tackling synthesis of programs that work over infinite domains such as strings [20,21], integers [53,1], and heaps [49]. Typical solutions derived in this line of research involve (a) bounding the class of programs to a finite set (perhaps iteratively increasing the class) and (b) searching the space of programs using techniques like symmetry-reduced enumeration, SAT solvers, or even random walks [4,1], typically guided by counterexamples (CEGIS) [53,35,29]. Note that iteratively searching larger

---

<sup>\*</sup> Paul Krogmeier and Mahesh Viswanathan are partially supported by NSF CCF 1901069. Umang Mathur is partially supported by a Google PhD Fellowship.

classes of programs allows synthesis engines to find a program if one exists, but it does not allow one to conclude that there is no program that satisfies the specification. Consequently, in this stream of research, decidability results are uncommon (see Section 7 for some exceptions in certain heavily restricted cases).

*In this paper we present, to the best of our knowledge, the first decidability results for program synthesis over a natural class of programs with iteration/recursion, having arbitrary sizes, and which work on infinite data domains. In particular, we show decidable synthesis of a subclass of programs that use uninterpreted functions and relations.*

Our primary contribution is a decidability result for realizability and synthesis of a restricted class of imperative *uninterpreted* programs. Uninterpreted programs work over infinite data models that give arbitrary meanings to their functions and relations. Such programs satisfy their assertions if they hold along all executions for *every* model that interprets the functions and relations. The theory of uninterpreted functions and relations is well studied—classically, in 1929, by Gödel, where completeness results were shown [5] and, more recently, its decidable quantifier-free fragment has been exploited in SMT solvers in combination with other theories [8]. In recent work [40], a subclass of uninterpreted programs, called *coherent* programs, was identified and shown to have a decidable verification problem. Note that in this verification problem there are no user-given loop invariants; the verification algorithm finds inductive invariants and proves them automatically in order to prove program correctness.

In this paper, we consider the synthesis problem for coherent uninterpreted programs. The user gives a *grammar*  $\mathcal{G}$  that generates well-formed programs in our programming language. The grammar can force programs to have **assert** statements at various points which collectively act as the specification. The program synthesis problem is then to construct a coherent program, if one exists, conforming to the grammar  $\mathcal{G}$  that satisfies all assertions in all executions when running on *any* data model that gives meaning to function and relation symbols.

Our primary result is that the realizability problem (checking the existence of a program conforming to the grammar and satisfying its assertions) is decidable for coherent uninterpreted programs. We prove that the problem is 2EXPTIME-complete. Further, whenever a correct coherent program that conforms to the grammar exists, we can synthesize one. We also show that the realizability/synthesis problem is undecidable if the coherence restriction is dropped. In fact we show a stronger result that the problem is undecidable even for synthesis of *straight-line* programs (without conditionals and iteration)!

Coherence of programs is a technical restriction that was introduced in [40]. It consists of two properties, both of which were individually proven to be essential for ensuring that program verification is decidable. Intuitively, the restriction demands that functions are computed on any tuple of terms only once and that assumptions of equality come early in the executions. In more recent work [42], the authors extend this decidability result to handle map updates, and applied it to memory safety verification for a class of heap-manipulating programs on

forest data-structures, demonstrating that the restriction of coherence is met in practice by certain natural and useful classes of programs.

Note that automatic synthesis of correct programs over infinite domains demands that we, at the very least, can automatically verify the synthesized program to be correct. The class of coherent uninterpreted programs identified in the work of [40] is the only natural class of programs we are aware of that has recursion and conditionals, works over infinite domains, and admits decidable verification. Consequently, this class is a natural target for proving a decidable synthesis result.

The problem of synthesizing a program from a grammar with assertions is a powerful formulation of program synthesis. In particular, the grammar can be used to restrict the space of programs in various ways. For example, we can restrict the space syntactically by disallowing while loops. Or, for a fixed  $n$ , by using a set of Boolean variables linear in  $n$  and requiring a loop body to strictly increment a counter encoded using these variables, we can demand that loops terminate in a linear/polynomial/exponential number of iterations. We can also implement loops that do not always terminate, but terminate only when the data model satisfies a particular property, e.g., programs that terminate only on finite list segments, by using a skeleton of the form: **while** ( $x \neq y$ ) { ... ;  $x := \text{next}(x)$  }. Grammar-restricted program synthesis can express the synthesis of programs with holes, used in systems like SKETCH [52], where the problem is to fill holes using programs/expressions conforming to a particular grammar so that the assertions in the program hold. Synthesizing programs or expressions using restricted grammars is also the cornerstone of the intensively studied SYGUS (syntax-guided synthesis) format [1,54]<sup>1</sup>.

The proof of our decidability result relies on tree automata, a callback to classical theoretical approaches to synthesis. The key idea is to represent programs as trees and build automata that accept trees corresponding to correct programs. The central construction is to build a two-way alternating tree automaton that accepts *all* program trees of coherent programs that satisfy their assertions. Given a grammar  $\mathcal{G}$  of programs (which has to satisfy certain natural conditions), we show that there is a regular set of program trees for the language of allowed programs  $L(\mathcal{G})$ . Intersecting the automata for these two regular tree languages and checking for emptiness establishes the upper bound. Our constructions crucially use the automaton for verifying coherent uninterpreted programs in [40] and adapt ideas from [36] for building two-way automata over program trees. Our final decision procedure is doubly-exponential in the number of program variables and *linear* in the size of the grammar. We also prove a matching lower bound by reduction from the acceptance problem for alternating exponential-space Turing machines. The reduction is non-trivial in that programs (which correspond to runs in the Turing machine) must simulate se-

---

<sup>1</sup> Note, however, that both SKETCH and SYGUS problems are defined using functions and relations that are interpreted using standard theories like arithmetic, etc., and hence of course do not have decidable synthesis.

quences of configurations, each of which is of exponential size, by using only polynomially-many variables.

### Recursive Programs, Transition Systems, and Boolean programs:

We study three related synthesis problems. First, we show that our results extend to synthesis of call-by-value *recursive* uninterpreted programs (with a fixed number of functions and fixed number of local/global variables). This problem is also 2EXPTIME-complete but is more complex, as even single executions simulated on the program tree must be split into separate copies, with one copy executing the summary of a function call and the other proceeding under the assumption that the call has returned in a summarized state.

We next examine a synthesis problem for *transition systems*. Transition systems are similar to programs in that they execute similar kinds of atomic state-ments. We allow the user to restrict the set of allowable executions (using regular sets). Despite the fact that this problem seems very similar to program synthesis, we show that it is an *easier* problem, and coherent transition system realizability and synthesis can be solved in time exponential in the number of program variables and polynomial in the size of the automata that restrict executions. We prove a corresponding lower bound to establish EXPTIME-completeness of this problem.

Finally, we note that our results also show, as a corollary, that the grammar-restricted realizability/synthesis problem for Boolean programs (resp. execution-restricted synthesis problem for Boolean transition systems) is decidable and is 2EXPTIME-complete (resp. EXPTIME-complete). These results for Boolean programs are themselves new. The lower bound results for these problems hence show that coherent program/transition-system synthesis is not particularly harder than Boolean program synthesis for uninterpreted programs. Grammar-restricted Boolean program synthesis is an important problem which is addressed by many practical synthesis systems like Sketch [52].

Due to space restrictions, we present only proof gists for main results in the paper. All the complete proofs can be found in our technical report [31].

## 2 Examples

We will begin by looking at several examples to gain some intuition for uninterpreted programs.

*Example 1.* Consider the program in Fig. 1 (left). This program has a *hole* ‘‘ $\langle\langle ?? \mid \text{Cannot } \dots \rangle\rangle$ ’’ that we intend to fill with a sub-program so that the entire program (together with the contents of the hole) satisfies the assertion at the end. The sub-program corresponding to the hole is allowed to use the variable `cipher` as well as some additional variables  $y_1, \dots, y_n$  (for some fixed  $n$ ), but is not allowed to refer to `key` or `secret` in any way. Here we also restrict the hole to exclude while loops. This example models the encryption of a secret message `secret` with a key `key`. The assumption in the second line of the program models

<pre> cipher := enc(secret, key); assume(secret = dec(cipher, key)); ⟨⟨ ??   Cannot refer to secret or key ⟩⟩; assert(z = secret) </pre>	<pre> assume(T ≠ F); if (x = T) then b := T else b := F; ⟨⟨ ??   Cannot refer to x or b ⟩⟩; assert(y = b) </pre>
Decrypting a ciphertext	Synthesis with incomplete information

Fig. 1. Examples of programs with holes

the fact that the secret message can be decrypted from `cipher` and `key`. Here, the functions `enc` and `dec` are *uninterpreted functions*, and thus the program we are looking for is an *uninterpreted program*. For such a program, the assertion “`assert(z = secret)`” holds at the end if it holds for *all models*, i.e., for all interpretations of `enc` and `dec` and for all initial values of the program variables `secret`, `key`, `cipher`, and  $y_1, \dots, y_n$ . With this setup, we are essentially asking whether a program that does not have access to `key` can recover `secret`. It is not hard to see that there is no program which satisfies the above requirement. The above modeling of keys, encryption, nonces, etc. is common in algebraic approaches to modeling cryptographic protocols [15,16].

*Example 2.* The program in Fig. 1 (right) is another simple example of an unrealizable specification. The program variables here are `x`, `b`, and `y`. The hole in this partial program is restricted so that it cannot refer to `x` or `b`. It is easy to phrase the question for synthesis of the complete program in terms of a grammar. The restriction on the hole ensures that the synthesized code fragment can neither directly check if `x = T`, nor indirectly check via `b`. Consequently, it is easy to see that there is no program for the hole that can ensure `y` is equal to `b`. We remark that the code at the hole, apart from not being allowed to examine some variables, is also implicitly prohibited from looking at the control path taken to reach the hole. If we could synthesize two different programs depending on the control path taken to reach the hole, then we could set `y := T` when the **then**-branch is taken and set `y := F` when the **else**-branch is taken. Program synthesis requires a control-flow independent decision to be made about how to fill the hole. In this sense, we can think of the hole as having only *incomplete information* about the executions for which it must be correct. This can be used to encode specifications using complex ghost code, as we show in the next examples. In Section 6, we explore a slightly different synthesis problem, called *transition system synthesis*, where holes can be differently instantiated based on the history of an execution.

*Example 3.* In this example, we model the synthesis of a program that checks whether a linked list pointed to by some node `x` has a key `k`. We model a *next* pointer with a unary function `next` and we model locations using elements in the underlying data domain.

Our formalism allows only for **assert** statements to specify desired program properties. In order to state the correctness specification for our desired list-

search program, we interleave *ghost code* into the program skeleton; we distinguish ghost code fragments by enclosing them in *dashed boxes*. The skeleton in Fig. 2 has a loop that advances the pointer variable  $x$  along the list until NIL is reached. We model NIL with an immutable program variable. The first hole ‘ $\langle\langle ??^{\textcircled{1}} \rangle\rangle$ ’ before the **while**-loop and the second hole ‘ $\langle\langle ??^{\textcircled{2}} \rangle\rangle$ ’ within the **while**-loop need to be filled so that the assertion at the end is satisfied. We use three ghost variables in the skeleton:  $g_{\text{ans}}$ ,  $g_{\text{witness}}$ , and  $g_{\text{found}}$ . The ghost variable  $g_{\text{ans}}$  evaluates to whether we expect to find  $k$  in the list or not, and hence at the end the skeleton asserts that the Boolean variable  $b$  computed by the holes is precisely  $g_{\text{ans}}$ . The holes are restricted to not look at the ghost variables.

Now, notice that the skeleton needs to *check* that the answer  $g_{\text{ans}}$  is indeed correct. If  $g_{\text{ans}}$  is not T, then we add the assumption that  $\text{key}(x) \neq k$  in each iteration of the loop, hence ensuring the key is not present. For ensuring correctness in the case  $g_{\text{ans}} = \text{T}$ , we need two more ghost variables  $g_{\text{witness}}$  and  $g_{\text{found}}$ . The variable  $g_{\text{witness}}$  witnesses the precise location in the list that holds the key  $k$ , and variable  $g_{\text{found}}$  indicates whether the location at  $g_{\text{witness}}$  belongs to the list pointed to by  $x$ . Observe that this specification can be realized by filling ‘ $\langle\langle ??^{\textcircled{1}} \rangle\rangle$ ’ with “ $b := \text{F}$ ” and ‘ $\langle\langle ??^{\textcircled{2}} \rangle\rangle$ ’ with “**if**  $\text{key}(x) = k$  **then**  $b := \text{T}$ ”, for instance. Furthermore, this program is *coherent* [40] and hence our decision procedure will answer in the affirmative and synthesize code for the holes.

```

assume( $T \neq \text{F}$ );
 $g_{\text{found}} := \text{F};$ 
 $\langle\langle ??^{\textcircled{1}} \rangle\rangle;$ 
while( $x \neq \text{NIL}$ ) {
  if ( $g_{\text{ans}} \neq \text{T}$ ) then
    assume( $\text{key}(x) \neq k$ );
  else if ( $g_{\text{witness}} = x$ ) then {
    assume ( $\text{key}(x) = k$ );
     $g_{\text{found}} := \text{T};$ 
  };
   $\langle\langle ??^{\textcircled{2}} \rangle\rangle;$ 
   $x := \text{next}(x);$ 
}
assume ( $g_{\text{ans}} = \text{T} \Rightarrow g_{\text{found}} = \text{T}$ );
assert  $b = \text{T} \iff g_{\text{ans}} = \text{T}$ 

```

Fig. 2. Skeleton with ghost code

In fact, our procedure will synthesize a representation for *all* possible ways to fill the holes (thus including the solution above) and it is therefore possible to enumerate and pick specific solutions. It is straightforward to formulate a grammar which matches this setup. As noted, we must stipulate that the holes do not use the ghost variables.

*Example 4.* Consider the same program skeleton as in Example 3, but let us add an assertion at the end: “**assert** ( $b = \text{T} \Rightarrow z = g_{\text{witness}}$ )”, where  $z$  is another program variable. We are now demanding that the synthesized code also find a location  $z$ , whose key is  $k$ , that is equal to the ghost location  $g_{\text{witness}}$ , which is guessed nondeterministically at the beginning of the program. This specification is *unrealizable*: for a list with multiple locations having the key  $k$ , no matter what the program picks we can always take  $g_{\text{witness}}$  to be the *other* location with key  $k$  in the list, thus violating the assertion. Our decision procedure will report in the negative for this specification.

*Example 5 (Input/Output Examples).* We can encode input/output examples by adding a sequence of assignments and assumptions that define certain models at the beginning of the program grammar. For instance, the sequence of statements in Fig. 3 defines a linked list of two elements with different keys.

We can similarly use special variables to define the output that we expect in the case of each model. And as we saw in the ghost code of Fig. 2, we can use fresh variables to introduce nondeterministic choices, which the grammar can use to pick an example model nondeterministically. Thus when the synthesized program is executed on the chosen model it computes the expected answer. This has the effect of requiring a solution that generalizes across models. See [31] for a more detailed example.

```

assume( $x_1 \neq \text{NIL}$ );
 $x_2 := \text{next}(x_1)$ ;
assume( $x_2 \neq \text{NIL}$ );
assume( $\text{next}(x_2) = \text{NIL}$ );
 $k_1 := \text{key}(x_1)$ ;
 $k_2 := \text{key}(x_2)$ ;
assume( $k_1 \neq k_2$ )

```

**Fig. 3.** An example model

### 3 Preliminaries

In this section we define the syntax and semantics of uninterpreted programs and the (*grammar-restricted*) *uninterpreted program synthesis* problem.

**Syntax** We fix a first order signature  $\Sigma = (\mathcal{F}, \mathcal{R})$ , where  $\mathcal{F}$  and  $\mathcal{R}$  are sets of function and relation symbols, respectively. Let  $V$  be a finite set of program variables. The set of programs over  $V$  is inductively defined using the following grammar, with  $f \in \mathcal{F}$ ,  $R \in \mathcal{R}$  (with  $f$  and  $R$  of the appropriate arities), and  $x, y, z_1, \dots, z_r \in V$ .

$$\begin{aligned}
\langle \text{stmt} \rangle_V ::= & \text{skip} \mid x := y \mid x := f(z_1, \dots, z_r) \mid \\
& \text{assume}(\langle \text{cond} \rangle_V) \mid \text{assert}(\langle \text{cond} \rangle_V) \mid \langle \text{stmt} \rangle_V ; \langle \text{stmt} \rangle_V \mid \\
& \text{if}(\langle \text{cond} \rangle_V) \text{ then } \langle \text{stmt} \rangle_V \text{ else } \langle \text{stmt} \rangle_V \mid \text{while}(\langle \text{cond} \rangle_V) \langle \text{stmt} \rangle_V \\
\langle \text{cond} \rangle_V ::= & x = y \mid R(z_1, \dots, z_r) \mid \langle \text{cond} \rangle_V \vee \langle \text{cond} \rangle_V \mid \neg \langle \text{cond} \rangle_V
\end{aligned}$$

Without loss of generality, we can assume that our programs do not use relations (they can be modeled with functions) and that every condition is either an equality or disequality between variables (arbitrary Boolean combinations can be modeled with nested **if-then-else**). When the set of variables  $V$  is clear from context, we will omit the subscript  $V$  from  $\langle \text{stmt} \rangle_V$  and  $\langle \text{cond} \rangle_V$ .

**Program Executions** An execution over  $V$  is a finite word over the alphabet

$$\begin{aligned}
\Pi_V = \{ & \text{"}x := y\text{"}, \text{"}x := f(\bar{z})\text{"}, \text{"}\text{assume}(x = y)\text{"}, \text{"}\text{assume}(x \neq y)\text{"}, \\
& \text{"}\text{assert}(\perp)\text{"} \mid x, y \in V, \bar{z} \in V^r, f \in \mathcal{F} \}.
\end{aligned}$$

The set of *complete executions* for a program  $p$  over  $V$ , denoted  $\text{Exec}(p)$ , is a regular language. See [31] for a straightforward definition. The set  $\text{PExec}(p)$  of *partial executions* is the set of prefixes of complete executions in  $\text{Exec}(p)$ . We refer to partial executions as simply *executions*, and clarify as needed when the distinction is important.

**Semantics** The semantics of executions is given in terms of data models. A data model  $\mathcal{M} = (U, \mathcal{I})$  is a first order structure over  $\Sigma$  comprised of a universe  $U$  and an interpretation function  $\mathcal{I}$  for the program symbols. The semantics of an execution  $\pi$  over a data model  $\mathcal{M}$  is given by a configuration  $\sigma(\pi, \mathcal{M}) : V \rightarrow U$  which maps each variable to its value in the universe  $U$  at the end of  $\pi$ . This notion is straightforward and we skip the formal definition (see [40] for details). For a fixed program  $p$ , any particular data model corresponds to at most one complete execution  $\pi \in \text{Exec}(p)$ .

An execution  $\pi$  is *feasible* in a data model  $\mathcal{M}$  if for every prefix  $\rho = \rho' \cdot \text{assume}(x \sim y)$  of  $\pi$  (where  $\sim \in \{=, \neq\}$ ), we have  $\sigma(\rho', \mathcal{M})(x) \sim \sigma(\rho', \mathcal{M})(y)$ . Execution  $\pi$  is said to be *correct* in a data model  $\mathcal{M}$  if for every prefix of  $\pi$  of the form  $\rho = \rho' \cdot \text{assert}(\perp)$ , we have that  $\rho'$  is not feasible, or *infeasible* in  $\mathcal{M}$ . Finally, a program  $p$  is said to be *correct* if for all data models  $\mathcal{M}$  and executions  $\pi \in \text{PExec}(p)$ ,  $\pi$  is correct in  $\mathcal{M}$ .

### 3.1 The Program Synthesis Problem

We are now ready to define the program synthesis problem. Our approach will be to allow users to specify a grammar and ask for the synthesis of a program from the grammar. We allow the user to express specifications using *assertions* in the program to be synthesized.

**Grammar Schema and Input Grammar.** In our problem formulation, we allow users to define a grammar which conforms to a schema, given below. The input grammars allow the usual context-free power required to describe proper nesting/bracketing of program expressions, but disallow other uses of the context-free power, such as *counting statements*.

For example, we disallow the grammar in Fig. 4. This grammar has two non-terminals  $S$  (the start symbol) and  $T$ . It generates programs with a conditional that has the *same* number of assignments in the **if** and **else** branches. We assume a countably infinite set  $PN$  of nonterminals and a countably infinite set  $PV$  of program variables. The grammar schema  $\mathcal{S}$  over  $PN$  and  $PV$  is an infinite collection of productions:

$$\begin{aligned} S &\rightarrow \text{if } (x = y) \\ &\quad \text{then } u := v \ T \ u := v \\ T &\rightarrow \text{else} \\ T &\rightarrow ; \ u := v \ T \ u := v ; \end{aligned}$$

**Fig. 4.** Grammar with counting

$$\mathcal{S} = \left\{ \begin{array}{l} "P \rightarrow x := y", "P \rightarrow x := f(\bar{z})", \\ "P \rightarrow \text{assume}(x \sim y)", "P \rightarrow \text{assert}(\perp)", \\ "P \rightarrow \text{skip}", "P \rightarrow \text{while } (x \sim y) \ P_1", \\ "P \rightarrow \text{if } (x \sim y) \text{ then } P_1 \text{ else } P_2", "P \rightarrow P_1; P_2" \end{array} \middle| \begin{array}{l} P, P_1, P_2 \in PN \\ x, y \in PV, \bar{z} \in PV^r \\ \sim \in \{=, \neq\} \end{array} \right\}$$



An *input grammar*  $\mathcal{G}$  is any finite subset of the schema  $\mathcal{S}$ , and it defines a set of programs, denoted  $L(\mathcal{G})$ . We can now define the main problem addressed in this work.

**Definition 1 (Uninterpreted Program Realizability and Synthesis).**

*Given an input grammar  $\mathcal{G}$ , the realizability problem is to determine whether there is an uninterpreted program  $p \in L(\mathcal{G})$  such that  $p$  is correct. The synthesis problem is to determine the above, and further, if realizable, synthesize a correct program  $p \in L(\mathcal{G})$ .*

*Example 6.* Consider the program with a hole from Example 1 (Fig. 1, left). We can model that synthesis problem in our framework with the following grammar.

$$\begin{array}{ll} S \rightarrow P_1; P_2; P_{\langle\langle ?? \rangle\rangle}; P_3 & P_{\langle\langle ?? \rangle\rangle} \rightarrow \langle stmt \rangle_{V_{\langle\langle ?? \rangle\rangle}} \\ P_1 \rightarrow \text{“cipher} := \text{enc}(\text{secret}, \text{key})\text{”} & P_3 \rightarrow \text{“assert}(z = \text{secret})\text{”} \\ P_2 \rightarrow \text{“assume}(\text{secret} = \text{dec}(\text{cipher}, \text{key}))\text{”} & \end{array}$$

Here,  $V_{\langle\langle ?? \rangle\rangle} = \{\text{cipher}, y_1, \dots, y_n\}$  and the grammar  $\langle stmt \rangle_{V_{\langle\langle ?? \rangle\rangle}}$  is that of Section 3, restricted to loop-free programs. Any program generated from this grammar indeed matches the template from Fig. 1 (left) and any such program is correct if it satisfies the last assertion for all models, i.e., all interpretations of the function symbols **enc** and **dec** and for all initial values of the variables in  $V = V_{\langle\langle ?? \rangle\rangle} \cup \{\text{key}, \text{secret}\}$ .

## 4 Undecidability of Uninterpreted Program Synthesis

Since verification of uninterpreted programs with loops is undecidable [40,44], the following is immediate.

**Theorem 1.** *The uninterpreted program synthesis problem is undecidable.*

We next consider synthesizing loop-free uninterpreted programs (for which verification reduces to satisfiability of quantifier-free EUF) from grammars conforming to the following schema:

$$\mathcal{S}_{\text{loop-free}} = \mathcal{S} \setminus \{ \text{“} P \rightarrow \text{while}(x \sim y) P_1 \text{”} \mid P, P_1 \in PN, x, y \in PV, \sim \in \{=, \neq\} \}$$

**Theorem 2.** *The uninterpreted program synthesis problem is undecidable for the schema  $\mathcal{S}_{\text{loop-free}}$ .*

This is a corollary of the following stronger result: synthesis of *straight-line uninterpreted programs* (conforming to schema  $\mathcal{S}_{\text{SLP}}$  below) is undecidable.

$$\mathcal{S}_{\text{SLP}} = \mathcal{S}_{\text{loop-free}} \setminus \{ \text{“} P \rightarrow \text{if}(x \sim y) \text{ then } P_1 \text{ else } P_2 \text{”} \mid P, P_1, P_2 \in PN, x, y \in PV, \sim \in \{=, \neq\} \}$$

**Theorem 3.** *The uninterpreted program synthesis problem is undecidable for the schema  $\mathcal{S}_{\text{SLP}}$ .*

In summary, program synthesis of even straight-line uninterpreted programs, which have neither conditionals nor iteration, is already undecidable. The notion of *coherence* for uninterpreted programs was shown to yield decidable verification in [40]. As we'll see in Section 5, restricting to coherent programs yields decidable synthesis, even for programs with conditionals *and* iteration.

## 5 Synthesis of Coherent Uninterpreted Programs

In this section, we present the main result of the paper: grammar-restricted program synthesis for uninterpreted *coherent* programs [40] is decidable. Intuitively, coherence allows us to maintain congruence closure in a streaming fashion when reading a coherent execution. First we recall the definition of coherent executions and programs in Section 5.1 and also the algorithm for verification of such programs. Then we introduce the synthesis procedure, which works by constructing a two-way alternating tree automaton. We briefly discuss this class of tree automata in Section 5.2 and recall some standard results. In Sections 5.3-5.5 we describe the details of the synthesis procedure, argue its correctness, and discuss its complexity. In Section 5.6, we present a tight lower bound result.

### 5.1 Coherent Executions and Programs

The notion of coherence for an execution  $\pi$  is defined with respect to the *terms* it computes. Intuitively, at the beginning of an execution, each variable  $x \in V$  stores some constant term  $\hat{x} \in \mathcal{C}$ . As the execution proceeds, new terms are computed and stored in variables. Let  $\text{Terms}_\Sigma$  be the set of all ground terms defined using the constants and functions in  $\Sigma$ . Formally, the term corresponding to a variable  $x \in V$  at the end of an execution  $\pi \in \Pi_V^*$ , denoted  $\mathsf{T}(\pi, x) \in \text{Terms}_\Sigma$ , is inductively defined as follows. We assume that the set of constants  $\mathcal{C}$  includes a designated set of *initial* constants  $\hat{V} = \{\hat{x} \mid x \in V\} \subseteq \mathcal{C}$ .

$$\begin{aligned} \mathsf{T}(\varepsilon, x) &= \hat{x} & x &\in V \\ \mathsf{T}(\pi \cdot "x := y", x) &= \mathsf{T}(\pi, y) & x, y &\in V \\ \mathsf{T}(\pi \cdot "x := f(z_1, \dots, z_r)", x) &= f(\mathsf{T}(\pi, z_1), \dots, \mathsf{T}(\pi, z_r)) & x, z_1, \dots, z_r &\in V \\ \mathsf{T}(\pi \cdot a, x) &= \mathsf{T}(\pi, x) & &\text{otherwise} \end{aligned}$$

We will use  $\mathsf{T}(\pi)$  to denote the set  $\{\mathsf{T}(\pi', x) \mid x \in V, \pi' \text{ is a prefix of } \pi\}$ .

A related notion is the set of *term equality assumptions* that an execution accumulates, which we formalize as  $\alpha : \pi \rightarrow \mathcal{P}(\text{Terms}_\Sigma \times \text{Terms}_\Sigma)$ , and define inductively as  $\alpha(\varepsilon) = \emptyset$ ,  $\alpha(\pi \cdot \text{"assume}(x = y)") = \alpha(\pi) \cup \{(\mathsf{T}(\pi, x), \mathsf{T}(\pi, y))\}$ , and  $\alpha(\pi \cdot a) = \alpha(\pi)$  otherwise.

For a set of term equalities  $A \subseteq \text{Terms}_\Sigma \times \text{Terms}_\Sigma$ , and two ground terms  $t_1, t_2 \in \text{Terms}_\Sigma$ , we say  $t_1$  and  $t_2$  are *equivalent modulo*  $A$ , denoted  $t_1 \cong_A t_2$ , if  $A \models t_1 = t_2$ . For a set of terms  $S \subseteq \text{Terms}_\Sigma$ , and a term  $t \in \text{Terms}_\Sigma$  we write  $t \in_A S$  if there is a term  $t' \in S$  such that  $t \cong_A t'$ . For terms  $t, s \in \text{Terms}_\Sigma$ , we say  $s$  is a *superterm modulo*  $A$  of  $t$ , denoted  $t \preceq_A s$  if there are terms  $t', s' \in \text{Terms}_\Sigma$  such that  $t \cong_A t'$ ,  $s \cong_A s'$  and  $s'$  is a superterm of  $t'$ .

With the above notation in mind, we now review the notion of coherence.

**Definition 2 (Coherent Executions and Programs [40]).** An execution  $\pi \in \Pi_V^*$  is said to be *coherent* if it satisfies the following two conditions.

**Memoizing.** Let  $\rho = \rho' \cdot "x := f(\bar{y})"$  be a prefix of  $\pi$ . If  $t_x = T(\rho, x) \in_{\alpha(\rho')} T(\rho')$ , then there is a variable  $z \in V$  such that  $t_x \cong_{\alpha(\rho')} t_z$ , where  $t_z = T(\rho', z)$ .

**Early Assumes.** Let  $\rho = \rho' \cdot "assume(x = y)"$  be a prefix of  $\pi$ ,  $t_x = T(\rho', x)$  and  $t_y = T(\rho', y)$ . If there is a term  $s \in T(\rho')$  such that either  $t_x \preceq_{\alpha(\rho')} s$  or  $t_y \preceq_{\alpha(\rho')} s$ , then there is a variable  $z \in V$  such that  $s \cong_{\alpha(\rho')} t_z$ , where  $t_z = T(\rho', z)$ .

A program  $p$  is *coherent* if every complete execution  $\pi \in Exec(p)$  is coherent.

The following theorems due to [40] establish the decidability of verifying coherent programs and also of checking if a program is coherent.

**Theorem 4 ([40]).** The verification problem for coherent programs, i.e. checking if a given uninterpreted coherent program is correct, is decidable.

**Theorem 5 ([40]).** The problem of checking coherence, i.e. checking if a given uninterpreted program is coherent, is decidable.

The techniques used in [40] are automata theoretic. They allow us to construct an automaton  $\mathcal{A}_{exec}^{\dots 2}$ , of size  $O(2^{\text{poly}(|V|)})$ , which accepts all coherent executions that are also correct.

To give some intuition for the notion of coherence, we illustrate simple example programs that are not coherent. Consider program  $p_0$  below, which is not coherent because it fails to be memoizing.

$$p_0 \triangleq x := f(y); x := f(x); z := f(y)$$

The first and third statements compute  $f(\bar{y})$ , storing it in variables  $x$  and  $z$ , respectively, but the term is *dropped* after the second statement and hence is not contained in any program variable when the third statement executes. Next consider program  $p_1$ , which is not coherent because it fails to have early assumes.

$$p_1 \triangleq x := f(w); x := f(x); y := f(z); y := f(y); \text{assume}(w = z)$$

Indeed, the assume statement is not early because superterms of  $w$  and  $z$ , namely  $f(\hat{w})$  and  $f(\hat{z})$ , were computed and subsequently dropped before the assume.

Intuitively, the coherence conditions are necessary to allow equality information to be tracked with finite memory. We can make this stark by tweaking the example for  $p_1$  above as follows.

$$p'_1 \triangleq x := f(w); \underbrace{x := f(x) \cdots x := f(x)}_{n \text{ times}}; \\ y := f(z); \underbrace{y := f(y) \cdots y := f(y)}_{n \text{ times}}; \text{assume}(w = z)$$

Observe that, for large  $n$  (e.g.  $n > 100$ ), many terms are computed and dropped by this program, like  $f^{42}(\hat{x})$  and  $f^{99}(\hat{y})$  for instance. The difficulty with this

<sup>2</sup> We use superscripts ‘ $\dots$ ’ and ‘ $\Delta$ ’ for word and tree automata, respectively.

program, from a verification perspective, is that the assume statement entails equalities between many terms which have not been kept track of. Imagine trying to verify the following program

$$p_2 \triangleq p'_1; \text{assert}(x = y)$$

Let  $\pi_{p'_1} \in \text{Exec}(p'_1)$  be the unique complete execution of  $p'_1$ . If we examine the details, we see that  $t_x = \mathsf{T}(\pi_{p'_1}, x) = f^{101}(\hat{w})$  and  $t_y = \mathsf{T}(\pi_{p'_1}, y) = f^{101}(\hat{z})$ . The assertion indeed holds because  $t_x \cong_{\{(\hat{w}, \hat{z})\}} t_y$ . However, to keep track of this fact requires remembering an arbitrary number of terms that grows with the size of the program. Finally, we note that the coherence restriction is met by many single-pass algorithms, e.g. searching and manipulation of lists and trees.

## 5.2 Overview of the Synthesis Procedure

Our synthesis procedure uses tree automata. We consider tree representations of programs, or *program trees*. The synthesis problem is thus to check if there is a program tree whose corresponding program is coherent, correct, and belongs to the input grammar  $\mathcal{G}$ .

The synthesis procedure works as follows. We first construct a top-down tree automaton  $\mathcal{A}_{\mathcal{G}}^{\hat{\kappa}}$  that accepts the set of trees corresponding to the programs generated by  $\mathcal{G}$ . We next construct another tree automaton  $\mathcal{A}_{\text{cc}}^{\hat{\kappa}}$ , which accepts all trees corresponding to programs that are coherent and correct.  $\mathcal{A}_{\text{cc}}^{\hat{\kappa}}$  is a two-way alternating tree automaton that simulates all executions of an input program tree and checks that each is both correct and coherent. In order to simulate longer and longer executions arising from constructs like **while**-loops, the automaton traverses the input tree and performs multiple passes over subtrees, visiting the internal nodes of the tree many times. We then translate the two-way alternating tree automaton to an equivalent (one-way) nondeterministic top-down tree automaton by adapting results from [34,55] to our setting. Finally, we check emptiness of the intersection between this top-down automaton and the grammar automaton  $\mathcal{A}_{\mathcal{G}}^{\hat{\kappa}}$ . The definitions for trees and the relevant automata are standard, and we refer the reader to [14] and to our technical report [31].

## 5.3 Tree Automaton for Program Trees

Every program can be represented as a tree whose leaves are labeled with basic statements like “ $x := y$ ” and whose internal nodes are labeled with constructs like **while** and **seq** (an alias for the sequencing construct ‘;’), which have subprograms as children. Essentially, we represent the set of programs generated by an input grammar  $\mathcal{G}$  as a regular set of program trees, accepted by a nondeterministic top-down tree automaton  $\mathcal{A}_{\mathcal{G}}^{\hat{\kappa}}$ . The construction of  $\mathcal{A}_{\mathcal{G}}^{\hat{\kappa}}$  mimics the standard construction for tree automata that accept *parse trees* of context free grammars. The formalization of this intuition is straightforward, and we refer the reader to [31] for details. We note the following fact regarding the construction of the acceptor of program trees from a particular grammar  $\mathcal{G}$ .

**Lemma 1.**  $\mathcal{A}_{\mathcal{G}}^{\hat{\kappa}}$  has size  $O(|\mathcal{G}|)$  and can be constructed in time  $O(|\mathcal{G}|)$ . □

#### 5.4 Tree Automaton for Simulating Executions

We now discuss the construction of the two-way alternating tree automaton  $\mathcal{A}_{cc}^\Delta$  that underlies our synthesis procedure. A two-way alternating tree automaton consists of a finite set of states and a transition function that maps tuples  $(q, m, a)$  of state, incoming direction, and node labels to positive Boolean formulas over pairs  $(q', m')$  of next state and next direction. In the case of our binary program trees, incoming directions come from  $\{D, U_L, U_R\}$ , corresponding to coming down from a parent, and up from left and right children. Next directions come from  $\{U, L, R\}$ , corresponding to going up to a parent, and down to left and right children.

The automaton  $\mathcal{A}_{cc}^\Delta$  is designed to accept the set of all program trees that correspond to correct and coherent programs. This is achieved by ensuring that a program tree is accepted precisely when all executions of the program it represents are accepted by the word automaton  $\mathcal{A}_{exec}^\sim$  (Section 5.1). The basic idea behind  $\mathcal{A}_{cc}^\Delta$  is as follows. Given a program tree  $T$  as input,  $\mathcal{A}_{cc}^\Delta$  traverses  $T$  and explores all the executions of the associated program. For each execution  $\sigma$ ,  $\mathcal{A}_{cc}^\Delta$  keeps track of the state that the word automaton  $\mathcal{A}_{exec}^\sim$  would reach after reading  $\sigma$ . Intuitively, an accepting run of  $\mathcal{A}_{cc}^\Delta$  is one which never visits the unique rejecting state of  $\mathcal{A}_{exec}^\sim$  during simulation.

We now give the formal description of  $\mathcal{A}_{cc}^\Delta = (Q^{cc}, I^{cc}, \delta_0^{cc}, \delta_1^{cc}, \delta_2^{cc})$ , which works over the alphabet  $\Gamma_V$  described in Section 5.3.

**States** Both the full set of states and the initial set of states for  $\mathcal{A}_{cc}^\Delta$  coincide with those of the word automaton  $\mathcal{A}_{exec}^\sim$ . That is,  $Q^{cc} = Q^{exec}$  and  $I^{cc} = \{q_0^{exec}\}$ , where  $q_0^{exec}$  is the unique starting state of  $\mathcal{A}_{exec}^\sim$ .

**Transitions** For intuition, consider the case when the automaton's control is in state  $q$  reading an internal tree node  $n$  with one child and which is labeled by  $a = \text{"while}(x = y)"$ . In the next step, the automaton simultaneously performs two transitions corresponding to two possibilities: entering the loop after assuming the guard " $x = y$ " to be true and exiting the loop with the guard being false. In the first of these simultaneous transitions, the automaton moves to the left child  $n \cdot L$ , and its state changes to  $q'_1$ , where  $q'_1 = \delta^{exec}(q, \text{"assume}(x = y)"$ ). In the second simultaneous transition, the automaton moves to the parent node  $n \cdot U$  (searching for the next statement to execute, which follows the end of the loop) and changes its state to  $q'_2$ , where  $q'_2 = \delta^{exec}(q, \text{"assume}(x \neq y)"$ ). We encode these two possibilities as a *conjunctive* transition of the two-way alternating automaton. That is,  $\delta_1^{cc}(q, m, a) = ((q'_1, L) \wedge (q'_2, U))$ .

For every  $i, m, a$ , we have  $\delta_i(q_{reject}, m, a) = \perp$ , where  $q_{reject}$  is the unique, absorbing rejecting state of  $\mathcal{A}_{exec}^\sim$ . Below we describe the transitions from all other states  $q \neq q_{reject}$ . All transitions  $\delta_i(q, m, a)$  not described below are  $\perp$ .

**Transitions from the root.** At the root node, labeled by "**root**", the automaton transitions as follows:

$$\delta_1^{cc}(q, m, \text{root}) = \begin{cases} (q, L) & \text{if } m = D \\ \text{true} & \text{otherwise} \end{cases}$$

A two-way tree automaton starts in the configuration where  $m$  is set to  $D$ . This means that in the very first step the automaton moves to the child node (direction  $L$ ). If the automaton visits the root node in a subsequent step (marking the completion of an execution), then all transitions are enabled.

**Transitions from leaf nodes.** For a leaf node with label  $a \in I_0$  and state  $q$ , the transition of the automaton is  $\delta_0^{\text{cc}}(q, D, a) = (\delta^{\text{exec}}(q, a), U)$ . That is, when the automaton visits a leaf node from the parent, it simulates reading  $a$  in  $\mathcal{A}_{\text{exec}}^{\text{ccc}}$  and moves to the resulting state in the parent node.

**Transitions from “while” nodes.** As described earlier, when reading a node labeled by “**while**( $x \sim y$ )”, where  $\sim \in \{=, \neq\}$ , the automaton simulates both the possibility of entering the loop body as well as the possibility of exiting the loop. This corresponds to a conjunctive transition:

$$\begin{aligned} \delta_1^{\text{cc}}(q, m, \text{“while}(x \sim y)\text{”}) &= (q', L) \wedge (q'', U) \\ \text{where } q' &= \delta^{\text{exec}}(q, \text{“assume}(x \sim y)\text{”}) \\ \text{and } q'' &= \delta^{\text{exec}}(q, \text{“assume}(x \not\sim y)\text{”}) \end{aligned}$$

Above,  $\not\sim$  refers to “ $=$ ” when  $\sim$  is “ $\neq$ ”, and vice versa. The first conjunct corresponds to the execution where the program enters the loop body (assuming the guard is true), and thus control moves to the left child of the current node, which corresponds to the loop body. The second conjunct corresponds to the execution where the loop guard is false and the automaton moves to the parent of the current tree node. Notice that, in both the conjuncts above, the direction in which the tree automaton moves does not depend on the last move  $m$  of the state. That is, no matter how the program arrives at a **while** statement, the automaton simulates both the possibilities of entering or exiting the loop body.

**Transitions from “ite” nodes.** At a node labeled “**ite**( $x \sim y$ )”, when coming down the tree from the parent, the automaton simulates both branches of the conditional:

$$\begin{aligned} \delta_2^{\text{cc}}(q, D, \text{“ite}(x \sim y)\text{”}) &= (q', L) \wedge (q'', R) \\ \text{where } q' &= \delta^{\text{exec}}(q, \text{“assume}(x \sim y)\text{”}) \\ \text{and } q'' &= \delta^{\text{exec}}(q, \text{“assume}(x \not\sim y)\text{”}) \end{aligned}$$

The first conjunct in the transition corresponds to simulating the word automaton on the condition  $x \sim y$  and moving to the left child, i.e. the body of the **then** branch. Similarly, the second conjunct corresponds to simulating the word automaton on the negation of the condition and moving to the right child, i.e. the body of the **else** branch.

Now consider the case when the automaton moves *up* to an **ite** node from a child node. In this case, the automaton moves up to the parent node (having completed simulation of the **then** or **else** branch) and the state  $q$  remains unchanged:

$$\delta_2^{\text{cc}}(q, m, \text{“ite}(x \sim y)\text{”}) = (q, U) \quad m \in \{U_L, U_R\}$$

**Transitions from “seq” nodes.** In this case, the automaton moves either to the left child, the right child, or to the parent, depending on the last move. It does not change the state component. Formally,

$$\delta_2^{\text{cc}}(q, m, \text{“seq”}) = \begin{cases} (q, L) & \text{if } m = D \\ (q, R) & \text{if } m = U_L \\ (q, U) & \text{if } m = U_R \end{cases}$$

The above transitions match the straightforward semantics of sequencing two statements  $s_1; s_2$ . If the automaton visits from the parent node, it next moves to the left child to simulate  $s_1$ . When it finishes simulating  $s_1$ , it comes up from the left child and enters the right child to begin simulating  $s_2$ . Finally, when simulation of  $s_2$  is complete, the automaton moves to the parent node, exiting the subtree.

The following lemma asserts the correctness of the automaton construction and states its complexity.

**Lemma 2.**  $\mathcal{A}_{\text{cc}}^\wedge$  accepts the set of all program trees corresponding to correct, coherent programs. It has size  $|\mathcal{A}_{\text{cc}}^\wedge| = O(2^{\text{poly}(|V|)})$ , and can be constructed in  $O(2^{\text{poly}(|V|)})$  time.  $\square$

## 5.5 Synthesis Procedure

The rest of the synthesis procedure goes as follows. We first construct a nondeterministic top-down tree automaton  $\mathcal{A}_{\text{cc-td}}^\wedge$  such that  $L(\mathcal{A}_{\text{cc-td}}^\wedge) = L(\mathcal{A}_{\text{cc}}^\wedge)$ . An adaptation of results from [34,55] ensures that  $\mathcal{A}_{\text{cc-td}}^\wedge$  has size  $|\mathcal{A}_{\text{cc-td}}^\wedge| = O(2^{2^{\text{poly}(|V|)}})$  and can be constructed in time  $O(2^{2^{\text{poly}(|V|)}})$ . Next we construct a top-down nondeterministic tree automaton  $\mathcal{A}^\wedge$  such that  $L(\mathcal{A}^\wedge) = L(\mathcal{A}_{\text{cc-td}}^\wedge) \cap L(\mathcal{A}_G^\wedge) = L(\mathcal{A}_{\text{cc}}^\wedge) \cap L(\mathcal{A}_G^\wedge)$ , with size  $|\mathcal{A}^\wedge| = O(2^{2^{\text{poly}(|V|)}} \cdot |\mathcal{G}|)$  and in time  $O(|\mathcal{A}_{\text{cc-td}}^\wedge| \cdot |\mathcal{A}_G^\wedge|) = O(2^{2^{\text{poly}(|V|)}} \cdot |\mathcal{G}|)$ . Finally, checking emptiness of  $\mathcal{A}^\wedge$  can be done in time  $O(|\mathcal{A}^\wedge|) = O(2^{2^{\text{poly}(|V|)}} \cdot |\mathcal{G}|)$ . If non-empty, a program tree can be constructed.

This gives us the central upper bound result of the paper.

**Theorem 6.** *The grammar-restricted synthesis problem for uninterpreted coherent programs is decidable in 2EXPTIME, and in particular, in time doubly exponential in the number of variables and linear in the size of the input grammar. Furthermore, a tree automaton representing the set of all correct coherent programs that conform to the grammar can be constructed in the same time.*  $\square$

## 5.6 Matching Lower Bound

Our synthesis procedure is optimal. We prove a 2EXPTIME lower bound for the synthesis problem by reduction from the 2EXPTIME-hard acceptance problem of *alternating* Turing machines (ATMs) with exponential space bound [12]. Full details of the reduction can be found in [31].

**Theorem 7.** *The grammar-restricted synthesis problem for coherent uninterpreted programs is 2EXPTIME-hard.*

## 6 Further Results

In this section, we give results for variants of uninterpreted program synthesis in terms of transition systems, Boolean programs, and recursive programs.

### 6.1 Synthesizing Transition Systems

Here, rather than synthesizing programs from grammars, we consider instead the synthesis of transition systems whose executions must belong to a regular set. Our main result is that the synthesis problem in this case is EXPTIME-complete, in contrast to grammar-restricted program synthesis which is 2EXPTIME-complete.

**Transition System Definition and Semantics.** Let us fix a set of program variables  $V$  as before. We consider the following finite alphabet

$$\Sigma_V = \{“x := y”, “x := f(\bar{z})”, “\text{assert}(\perp)”, “\text{check}(x = y)” \mid x, y, \in V, \bar{z} \in V^r\}$$

Let us define  $\Gamma_V \subseteq \Sigma_V$  to be the set of all elements of the form “**check**( $x = y$ )”, where  $x, y \in V$ . We refer to the elements of  $\Gamma_V$  as *check* letters.

A (deterministic) transition system  $TS$  over  $V$  is a tuple  $(Q, q_0, H, \lambda, \delta)$ , where  $Q$  is a finite set of states,  $q_0 \in Q$  is the initial state,  $H \subseteq Q$  is the set of halting states,  $\lambda : Q \rightarrow \Sigma_V$  is a labeling function such that for any  $q \in Q$ , if  $\lambda(q) = “\text{assert}(\perp)”$  then  $q \in H$ , and  $\delta : (Q \setminus H) \rightarrow Q \cup (Q \times Q)$  is a transition function such that for any  $q \in Q \setminus H$ ,  $\delta(q) \in Q \times Q$  iff  $\lambda(q) \in \Gamma_V$ .

We define the semantics of a transition system using the set of executions that it generates. A (partial) *execution*  $\pi$  of a transition system  $TS = (Q, q_0, H, \lambda, \delta)$  over variables  $V$  is a finite word over the induced execution alphabet  $\Pi_V$  (from Section 3) with the following property. If  $\pi = a_0 a_1 \dots a_n$  with  $n \geq 0$ , then there exists a sequence of states  $q_{j_0}, q_{j_1}, \dots, q_{j_n}$  with  $q_{j_0} = q_0$  such that ( $0 \leq i \leq n$ ):

- If  $\lambda(q_{j_i}) \notin \Gamma_V$  then  $a_i = \lambda(q_{j_i})$ , and if  $i < n$  then  $q_{j_{i+1}} = \delta(q_{j_i})$ .
- Otherwise  $\begin{cases} \text{either} & a_i = “\text{assume}(x = y)” \text{ and } i < n \Rightarrow q_{j_{i+1}} = \delta(q_{j_i}) \downarrow_1, \\ \text{or} & a_i = “\text{assume}(x \neq y)” \text{ and } i < n \Rightarrow q_{j_{i+1}} = \delta(q_{j_i}) \downarrow_2 \end{cases}$

In the above, we denote pair projection with  $\downarrow$ , i.e.,  $(t_1, t_2) \downarrow_i = t_i$ , where  $i \in \{1, 2\}$ . A *complete execution* is an execution whose corresponding final state ( $q_n$  above) is in  $H$ . For any transition system  $TS$ , we denote the set of its executions by  $\text{Exec}(TS)$  and the set of its complete executions by  $\text{CompExec}(TS)$ . The notions of *correctness* and *coherence* for transition systems are identical to their counterparts for programs.

**The Transition System Synthesis Problem.** We consider transition system specifications that place restrictions on executions (both partial and complete) using two regular languages  $S$  and  $R$ . Executions must belong to the first language  $S$  (which is prefix-closed) and all complete executions must belong to the second language  $R$ . A specification is given as two deterministic automata  $\mathcal{A}_S^{\text{comp}}$



and  $\mathcal{A}_R^{\overline{\overline{\overline{\phantom{x}}}}}$  over executions, where  $L(\mathcal{A}_S^{\overline{\overline{\overline{\phantom{x}}}}}) = S$  and  $L(\mathcal{A}_R^{\overline{\overline{\overline{\phantom{x}}}}}) = R$ . For a transition system  $TS$  and specification automata  $\mathcal{A}_S^{\overline{\overline{\overline{\phantom{x}}}}}$  and  $\mathcal{A}_R^{\overline{\overline{\overline{\phantom{x}}}}}$ , whenever  $\text{Exec}(TS) \subseteq L(\mathcal{A}_S^{\overline{\overline{\overline{\phantom{x}}}}})$  and  $\text{CompExec}(TS) \subseteq L(\mathcal{A}_R^{\overline{\overline{\overline{\phantom{x}}}}})$  we say that  $TS$  satisfies its (syntactic) specification. Note that this need not entail correctness of  $TS$ . Splitting the specification into partial executions  $S$  and complete executions  $R$  allows us, among other things, to constrain the executions of non-halting transition systems.

**Definition 3 (Transition System Realizability and Synthesis).** *Given a finite set of program variables  $V$  and deterministic specification automata  $\mathcal{A}_S^{\overline{\overline{\overline{\phantom{x}}}}}$  (prefix-closed) and  $\mathcal{A}_R^{\overline{\overline{\overline{\phantom{x}}}}}$  over the execution alphabet  $\Pi_V$ , decide if there is a correct, coherent transition system  $TS$  over  $V$  that satisfies the specification. Furthermore, produce one if it exists.*

Since programs are readily translated to transition systems (of similar size), the transition system synthesis problem seems, at first glance, to be a problem that ought to have similar complexity. However, as we show, it is crucially different in that it allows the synthesized transition system to have *complete information* of past commands executed at any point. We will observe in this section that the transition system synthesis problem is EXPTIME-complete.

To see the difference between program and transition system synthesis, consider program skeleton  $P$  from Example 2 in Section 2. The problem is to fill the hole in  $P$  with either  $y := T$  or  $y := F$ . Observe that when  $P$  executes, there are *two* different executions that lead to the hole. In grammar-restricted program synthesis, the hole must be filled by a sub-program that is executed *no matter how the hole is reached*, and hence no such program exists. However, when we model this problem in the setting of transition systems, the synthesizer is able to produce transitions that depend on how the hole is reached. In other words, it does not fill the hole in  $P$  with *uniform* code. In this sense, in grammar-restricted program synthesis, programs have *incomplete information* of the past. We crucially exploited this difference in the proof of 2EXPTIME-hardness for grammar-restricted program synthesis (see [31]). No such incomplete information can be enforced by regular execution specifications in transition system synthesis, and indeed the problem turns out to be easier: transition system realizability and synthesis are EXPTIME-complete.

**Theorem 8.** *Transition system realizability is decidable in time exponential in the number of program variables and polynomial in the size of the automata  $\mathcal{A}_S^{\overline{\overline{\overline{\phantom{x}}}}}$  and  $\mathcal{A}_R^{\overline{\overline{\overline{\phantom{x}}}}}$ . Furthermore, the problem is EXPTIME-complete. When realizable, within the same time bounds we can construct a correct, coherent transition system whose partial and complete executions are in  $L(\mathcal{A}_S^{\overline{\overline{\overline{\phantom{x}}}}})$  and  $L(\mathcal{A}_R^{\overline{\overline{\overline{\phantom{x}}}}})$ , respectively.*

## 6.2 Synthesizing Boolean Programs

Here we observe corollaries of our results when applied to the more restricted problem of synthesizing Boolean programs.

In Boolean program synthesis we interpret variables in programs over the Boolean domain  $\{T, F\}$ , and we disallow computations of uninterpreted functions and the checking of uninterpreted relations. Standard Boolean functions

like  $\wedge$  and  $\neg$  are instead allowed, but note that these can be modeled using conditional statements. We allow for *nondeterminism* with a special assignment “ $b := *$ ”, which assigns  $b$  nondeterministically to  $T$  or  $F$ . As usual, a program is correct when it satisfies all its assertions.

Synthesis of Boolean programs can be reduced to uninterpreted program synthesis using two special constants  $T$  and  $F$ . Each nondeterministic assignment is modeled by computing a **next** function on successive nodes of a linked list, accessing a nondeterministic value by computing **key** on the current node, and assuming the result is either  $T$  or  $F$ . Since uninterpreted programs must satisfy assertions in all models, this indeed captures nondeterministic assignment. Further, every term ever computed in such a program is equivalent to  $T$  or  $F$  (by virtue of the interleaved **assume** statements), making the resulting program coherent. The 2EXPTIME upper bound for Boolean program synthesis now follows from Theorem 6. We further show that, perhaps surprisingly, the 2EXPTIME lower bound from Section 5 can be adapted to prove 2EXPTIME-hardness of Boolean program synthesis.

**Theorem 9.** *The grammar-restricted synthesis problem for Boolean programs is 2EXPTIME-complete, and can be solved in time doubly-exponential in the number of variables and linear in the size of the input grammar.*  $\square$

Thus synthesis for coherent uninterpreted programs is no more complex than Boolean program synthesis, establishing decidability and complexity of a problem which has found wide use in practice—for instance, the synthesis tool SKETCH solves precisely this problem, as it models integers using a small number of bits and allows grammars to restrict programs with holes.

### 6.3 Synthesizing Recursive Programs

We extend the positive result of Section 5 to synthesize coherent recursive programs. The setup for the problem is very similar. Given a grammar that identifies a class of recursive programs, the goal is to determine if there is a program in the grammar that is coherent and correct.

The syntax of recursive programs is similar to the non-recursive case, and we refer the reader to [31] for details. In essence, programs are extended with a new function call construct. Proofs are similar in structure to the non-recursive case, with the added challenge of needing to account for recursive function calls and the fact that  $\mathcal{A}_{\text{exec}}^{\text{rec}}$  becomes a (visibly) pushdown automaton rather than a standard finite automaton. This gives a 2EXPTIME algorithm for synthesizing recursive programs; a matching lower bound follows from the non-recursive case.

**Theorem 10.** *The grammar-restricted synthesis problem for uninterpreted coherent recursive programs is 2EXPTIME-complete. The algorithm is doubly exponential in the number of program variables and linear in the size of the input grammar. Furthermore, a tree automaton representing the set of all correct, coherent recursive programs that conform to the grammar can be constructed in the same time.*

## 7 Related Work

The automata and game-theoretic approaches to synthesis date back to a problem proposed by Church [13], after which a rich theory emerged [9,50,19,33]. The problems considered in this line of work typically deal with a system reacting to an environment interactively using a finite set of signals over an infinite number of rounds. Tree automata over infinite *trees*, representing strategies, with various infinitary acceptance conditions (Büchi, Rabin, Muller, parity) emerged as a uniform technique to solve such synthesis problems against temporal logic specifications with optimal complexity bounds [46,32,47,39]. In this paper, we use an alternative approach from [36] that works on *finite* program trees, using two-way traversals to simulate iteration. The work in [36], however, uses such representations to solve synthesis problems for programs over a fixed finite set of Boolean variables and against LTL specifications. In this work we use it to synthesize coherent programs that have finitely many variables working over infinite domains endowed with functions and relations.

While decidability results for program synthesis beyond finite data domains are uncommon, we do know of some results of this kind. First, there are decidability results known for synthesis of transducers with registers [30]. Transducers interactively read a stream of inputs and emit a stream of outputs. Finite-state transducers can be endowed with a set of registers for storing inputs and doing only equality/disequality comparisons on future inputs. Synthesis of such transducers for temporal logic specifications is known to be decidable. Note that, although the data domain is infinite, there are no functions or relations on data (other than equality), making it a much more restricted class (and grammar-based approaches for syntactically restricting transducers has not been studied). Indeed, with uninterpreted functions and relations, the synthesis problem is undecidable (Theorem 1), with decidability only for coherent programs. In [11], the authors study the problem of synthesizing uninterpreted terms from a grammar that satisfy a first-order specification. They give various decidability and undecidability results. In contrast, our results are for programs with conditionals and iteration (but restricted to coherent programs) and for specifications using assertions in code.

Another setting with a decidable synthesis result over unbounded domains is work on strategy synthesis for linear arithmetic *satisfiability* games [18]. There it is shown that for a satisfiability game, in which two players (SAT and UNSAT) play to prove a formula is satisfiable (where the formula is interpreted over the theory of linear rational arithmetic), if the SAT player has a winning strategy then a strategy can be synthesized. Though the data domain (rationals) is infinite, the game consists of a finite set of interactions and hence has no need for recursion. The authors also consider reachability games where the number of rounds can be unbounded, but present only sound and incomplete results, as checking who wins in such reachability games is undecidable.

Tree automata techniques for accepting finite parse trees of programs was explored in [38] for synthesizing reactive programs with variables over finite domains. In more recent work, automata on finite trees have been explored

for synthesizing data completion scripts from input-output examples [57], for accepting programs that are verifiable using abstract interpretations [56], and for relational program synthesis [58].

The work in [37] explores a decidable logic with  $\exists^*\forall^*$  prefixes that can be used to encode synthesis problems with background theories like arithmetic. However, encoding program synthesis in this logic only expresses programs of finite size. Another recent paper [28] explores sound (but incomplete) techniques for showing unrealizability of syntax-guided synthesis problems.

## 8 Conclusions

We presented foundational results on synthesizing coherent programs with uninterpreted functions and relations. To the best of our knowledge, this is the first natural decidable program synthesis problem for programs of arbitrary size which have iteration/recursion, and which work over infinite domains.

The field of program synthesis lacks theoretical results, and especially decidability results. We believe our results to be the first of their kind to fill this lacuna, and we find this paper exciting because it bridges the worlds of program synthesis and the rich classical synthesis frameworks of systems over finite domains using tree automata [9,50,19,33]. We believe this link could revitalize both domains with new techniques and applications.

Turning to practical applications of our results, several questions require exploration in future work. First, one might question the utility of programs that verify only with respect to uninterpreted data domains. Recent work [10] has shown that verifying programs using uninterpreted abstractions can be extremely effective in practice for proving programs correct. Also, recent work by Mathur et al. [41] explores ways to add *axioms* (such as commutativity of functions, axioms regarding partial orders, etc.) and yet preserve decidability of verification. The methods used therein are compatible with our technique, and we believe our results can be extended smoothly to their decidable settings. A more elaborate way to bring in complex theories (like arithmetic) would be to marry our technique with the *iterative* automata-based software verification technique pioneered by work behind the ULTIMATE tool [27,26,25,24]; this won't yield decidable synthesis, but still could result in *complete* synthesis procedures.

The second concern for practicality is the coherence restriction. There is recent work by Mathur et al. [42] that shows single-pass heap-manipulating programs respect a (suitably adapted) notion of coherence. Adapting our technique to this setting seems feasible, and this would give an interesting application of our work. Finally, it is important to build an implementation of our procedure in a tool that exploits pragmatic techniques for constructing tree automata, and the techniques pursued in [57,56,58] hold promise.

## References

1. Alur, R., Bodík, R., Dallal, E., Fisman, D., Garg, P., Juniwal, G., Kress-Gazit, H., Madhusudan, P., Martin, M.M.K., Raghothaman, M., Saha, S., Seshia, S.A., Singh, R., Solar-Lezama, A., Torlak, E., Udupa, A.: Syntax-guided synthesis. In: Dependable Software Systems Engineering, NATO Science for Peace and Security Series, D: Information and Communication Security, vol. 40, pp. 1–25. IOS Press (2015)
2. Alur, R., Madhusudan, P.: Visibly pushdown languages. In: Proceedings of the Thirty-sixth Annual ACM Symposium on Theory of Computing, pp. 202–211. STOC '04, ACM, New York, NY, USA (2004). <https://doi.org/10.1145/1007352.1007390>, <http://doi.acm.org/10.1145/1007352.1007390>
3. Alur, R., Madhusudan, P.: Adding nesting structure to words. *J. ACM* **56**(3), 16:1–16:43 (May 2009). <https://doi.org/10.1145/1516512.1516518>, <http://doi.acm.org/10.1145/1516512.1516518>
4. Alur, R., Singh, R., Fisman, D., Solar-Lezama, A.: Search-based program synthesis. *Commun. ACM* **61**(12), 84–93 (Nov 2018). <https://doi.org/10.1145/3208071>, <http://doi.acm.org/10.1145/3208071>
5. Bauer-Mengelberg, S.: über die vollständigkeit des logikkalküls. *Journal of Symbolic Logic* **55**(1), 341–342 (1990). <https://doi.org/10.2307/2274974>
6. Bloem, R., Galler, S.J., Jobstmann, B., Piterman, N., Pnueli, A., Weiglhofer, M.: Specify, compile, run: Hardware from PSL. *Electr. Notes Theor. Comput. Sci.* **190**(4), 3–16 (2007)
7. Bloem, R., Jobstmann, B., Piterman, N., Pnueli, A., Sa’ar, Y.: Synthesis of reactive(1) designs. *J. Comput. Syst. Sci.* **78**(3), 911–938 (2012)
8. Bradley, A.R., Manna, Z.: *The Calculus of Computation: Decision Procedures with Applications to Verification*. Springer-Verlag, Berlin, Heidelberg (2007)
9. Buchi, J.R., Landweber, L.H.: Solving sequential conditions by finite-state strategies. *Transactions of the American Mathematical Society* **138**, 295–311 (1969), <http://www.jstor.org/stable/1994916>
10. Bueno, D., Sakallah, K.A.: euforia: Complete software model checking with uninterpreted functions. In: Enea, C., Piskac, R. (eds.) *Verification, Model Checking, and Abstract Interpretation*, pp. 363–385. Springer International Publishing, Cham (2019)
11. Caulfield, B., Rabe, M.N., Seshia, S.A., Tripakis, S.: What’s decidable about syntax-guided synthesis? *CoRR* **abs/1510.08393** (2015)
12. Chandra, A.K., Kozen, D.C., Stockmeyer, L.J.: Alternation. *J. ACM* **28**(1), 114–133 (Jan 1981). <https://doi.org/10.1145/322234.322243>, <http://doi.acm.org/10.1145/322234.322243>
13. Church, A.: Application of recursive arithmetic to the problem of circuit synthesis. Summaries of talks presented at the Summer Institute for Symbolic Logic Cornell University, 1957, 2nd edn., *Journal of Symbolic Logic* **28**(4), 30–50. 3a–45a. (1960)
14. Comon, H., Dauchet, M., Gilleron, R., Löding, C., Jacquemard, F., Lugiez, D., Tison, S., Tommasi, M.: *Tree automata techniques and applications*. Available on: <http://www.grappa.univ-lille3.fr/tata> (2007), release October, 12th 2007
15. Dolev, D., Yao, A.: On the security of public key protocols. *IEEE Transactions on information theory* **29**(2), 198–208 (1983)
16. Durgin, N., Lincoln, P., Mitchell, J., Scedrov, A.: Multiset rewriting and the complexity of bounded security protocols. *J. Comput. Secur.* **12**(2), 247–311 (Apr 2004), <http://dl.acm.org/citation.cfm?id=1017273.1017276>

17. Emerson, E.A., Jutla, C.S.: Tree automata, mu-calculus and determinacy. In: [1991] Proceedings 32nd Annual Symposium of Foundations of Computer Science. pp. 368–377 (1991)
18. Farzan, A., Kincaid, Z.: Strategy synthesis for linear arithmetic games. *PACMPL* **2**(POPL), 61:1–61:30 (2018)
19. Grädel, E., Thomas, W., Wilke, T. (eds.): Automata Logics, and Infinite Games: A Guide to Current Research. Springer-Verlag, Berlin, Heidelberg (2002)
20. Gulwani, S.: Automating string processing in spreadsheets using input-output examples. In: POPL. pp. 317–330. ACM (2011)
21. Gulwani, S., Harris, W.R., Singh, R.: Spreadsheet data manipulation using examples. *Commun. ACM* **55**(8), 97–105 (2012)
22. Gulwani, S., Hernández-Orallo, J., Kitzelmann, E., Muggleton, S.H., Schmid, U., Zorn, B.G.: Inductive programming meets the real world. *Commun. ACM* **58**(11), 90–99 (2015)
23. Gulwani, S., Polozov, O., Singh, R.: Program synthesis. *Foundations and Trends in Programming Languages* **4**(1-2), 1–119 (2017)
24. Heizmann, M., Christ, J., Dietsch, D., Ermis, E., Hoenicke, J., Lindenmann, M., Nutz, A., Schilling, C., Podelski, A.: Ultimate automizer with smtinterpol. In: Piterman, N., Smolka, S.A. (eds.) Tools and Algorithms for the Construction and Analysis of Systems. pp. 641–643. Springer Berlin Heidelberg, Berlin, Heidelberg (2013)
25. Heizmann, M., Hoenicke, J., Podelski, A.: Refinement of trace abstraction. In: Proceedings of the 16th International Symposium on Static Analysis. pp. 69–85. SAS '09, Springer-Verlag, Berlin, Heidelberg (2009)
26. Heizmann, M., Hoenicke, J., Podelski, A.: Nested interpolants. In: Proceedings of the 37th Annual ACM SIGPLAN-SIGACT Symposium on Principles of Programming Languages. pp. 471–482. POPL '10, ACM, New York, NY, USA (2010). <https://doi.org/10.1145/1706299.1706353>, <http://doi.acm.org/10.1145/1706299.1706353>
27. Heizmann, M., Hoenicke, J., Podelski, A.: Software model checking for people who love automata. In: Sharygina, N., Veith, H. (eds.) Computer Aided Verification. pp. 36–52. Springer Berlin Heidelberg, Berlin, Heidelberg (2013)
28. Hu, Q., Breck, J., Cyphert, J., D’Antoni, L., Reps, T.: Proving unrealizability for syntax-guided synthesis. In: Dillig, I., Tasiran, S. (eds.) Computer Aided Verification. pp. 335–352. Springer International Publishing, Cham (2019)
29. Jha, S., Seshia, S.A.: A theory of formal synthesis via inductive learning. *Acta Inf.* **54**(7), 693–726 (Nov 2017). <https://doi.org/10.1007/s00236-017-0294-5>, <https://doi.org/10.1007/s00236-017-0294-5>
30. Khalimov, A., Maderbacher, B., Bloem, R.: Bounded synthesis of register transducers. In: Lahiri, S.K., Wang, C. (eds.) Automated Technology for Verification and Analysis. pp. 494–510. Springer International Publishing, Cham (2018)
31. Krogmeier, P., Mathur, U., Murali, A., Madhusudan, P., Viswanathan, M.: Decidable synthesis of programs with uninterpreted functions. *CoRR* **abs/1910.09744** (2019), <http://arxiv.org/abs/1910.09744>
32. Kupferman, O., Madhusudan, P., Thiagarajan, P.S., Vardi, M.Y.: Open systems in reactive environments: Control and synthesis. In: CONCUR. Lecture Notes in Computer Science, vol. 1877, pp. 92–107. Springer (2000)
33. Kupferman, O., Piterman, N., Vardi, M.Y.: An Automata-Theoretic Approach to Infinite-State Systems, pp. 202–259. Springer Berlin Heidelberg, Berlin, Heidelberg (2010). [https://doi.org/10.1007/978-3-642-13754-9\\_11](https://doi.org/10.1007/978-3-642-13754-9_11)

34. Kupferman, O., Vardi, M.Y.: An automata-theoretic approach to reasoning about infinite-state systems. In: Emerson, E.A., Sistla, A.P. (eds.) *Computer Aided Verification*. pp. 36–52. Springer Berlin Heidelberg, Berlin, Heidelberg (2000)
35. Löding, C., Madhusudan, P., Neider, D.: Abstract learning frameworks for synthesis. In: *TACAS. Lecture Notes in Computer Science*, vol. 9636, pp. 167–185. Springer (2016)
36. Madhusudan, P.: Synthesizing reactive programs. In: *CSL. LIPIcs*, vol. 12, pp. 428–442. Schloss Dagstuhl - Leibniz-Zentrum fuer Informatik (2011)
37. Madhusudan, P., Mathur, U., Saha, S., Viswanathan, M.: A Decidable Fragment of Second Order Logic With Applications to Synthesis. In: Ghica, D., Jung, A. (eds.) *27th EACSL Annual Conference on Computer Science Logic (CSL 2018)*. Leibniz International Proceedings in Informatics (LIPIcs), vol. 119, pp. 31:1–31:19. Schloss Dagstuhl–Leibniz-Zentrum fuer Informatik, Dagstuhl, Germany (2018). <https://doi.org/10.4230/LIPIcs.CSL.2018.31>, <http://drops.dagstuhl.de/opus/volltexte/2018/9698>
38. Madhusudan, P., Parlato, G.: The tree width of auxiliary storage. In: *Proceedings of the 38th Annual ACM SIGPLAN-SIGACT Symposium on Principles of Programming Languages*. pp. 283–294. POPL ’11, ACM, New York, NY, USA (2011). <https://doi.org/10.1145/1926385.1926419>, <http://doi.acm.org/10.1145/1926385.1926419>
39. Madhusudan, P., Thiagarajan, P.S.: Distributed controller synthesis for local specifications. In: *ICALP. Lecture Notes in Computer Science*, vol. 2076, pp. 396–407. Springer (2001)
40. Mathur, U., Madhusudan, P., Viswanathan, M.: Decidable verification of uninterpreted programs. *Proc. ACM Program. Lang.* **3**(POPL), 46:1–46:29 (Jan 2019). <https://doi.org/10.1145/3290359>, <http://doi.acm.org/10.1145/3290359>
41. Mathur, U., Madhusudan, P., Viswanathan, M.: What’s decidable about program verification modulo axioms? In: Biere, A., Parker, D. (eds.) *Tools and Algorithms for the Construction and Analysis of Systems*. pp. 158–177. Springer International Publishing, Cham (2020)
42. Mathur, U., Murali, A., Krogmeier, P., Madhusudan, P., Viswanathan, M.: Deciding memory safety for single-pass heap-manipulating programs. *Proc. ACM Program. Lang.* **4**(POPL) (Dec 2019). <https://doi.org/10.1145/3371103>, <https://doi.org/10.1145/3371103>
43. Mostowski, A.W.: Games with forbidden positions (1991)
44. Müller-Olm, M., Rüthing, O., Seidl, H.: Checking herbrand equalities and beyond. In: *Proceedings of the 6th International Conference on Verification, Model Checking, and Abstract Interpretation*. pp. 79–96. VMCAI’05, Springer-Verlag, Berlin, Heidelberg (2005)
45. Muscholl, A., Walukiewicz, I.: Distributed synthesis for acyclic architectures. In: *FSTTCS. LIPIcs*, vol. 29, pp. 639–651. Schloss Dagstuhl - Leibniz-Zentrum fuer Informatik (2014)
46. Pnueli, A., Rosner, R.: On the synthesis of a reactive module. In: *POPL*. pp. 179–190. ACM Press (1989)
47. Pnueli, A., Rosner, R.: Distributed reactive systems are hard to synthesize. In: *FOCS*. pp. 746–757. IEEE Computer Society (1990)
48. Post, E.L.: A variant of a recursively unsolvable problem. *Bull. Amer. Math. Soc.* **52**(4), 264–268 (04 1946), <https://projecteuclid.org/443/euclid.bams/1183507843>

49. Qiu, X., Solar-Lezama, A.: Natural synthesis of provably-correct data-structure manipulations. *PACMPL* **1**(OOPSLA), 65:1–65:28 (2017). <https://doi.org/10.1145/3133889>
50. Rabin, M.O.: Automata on Infinite Objects and Church’s Problem. American Mathematical Society, Boston, MA, USA (1972)
51. Singh, R., Gulwani, S., Solar-Lezama, A.: Automated feedback generation for introductory programming assignments. *SIGPLAN Not.* **48**(6), 15–26 (Jun 2013). <https://doi.org/10.1145/2499370.2462195>, <http://doi.acm.org/10.1145/2499370.2462195>
52. Solar-Lezama, A.: Program sketching. *International Journal on Software Tools for Technology Transfer* **15**(5), 475–495 (Oct 2013). <https://doi.org/10.1007/s10009-012-0249-7>, <https://doi.org/10.1007/s10009-012-0249-7>
53. Solar-Lezama, A., Tancau, L., Bodík, R., Seshia, S.A., Saraswat, V.A.: Combinatorial sketching for finite programs. In: *ASPLOS*. pp. 404–415. ACM (2006)
54. SyGuS: Syntax guided synthesis ( ), <https://sygus.org/>
55. Vardi, M.Y.: Reasoning about the past with two-way automata. In: Larsen, K.G., Skyum, S., Winskel, G. (eds.) *Automata, Languages and Programming*. pp. 628–641. Springer Berlin Heidelberg, Berlin, Heidelberg (1998)
56. Wang, X., Dillig, I., Singh, R.: Program synthesis using abstraction refinement. *Proc. ACM Program. Lang.* **2**(POPL), 63:1–63:30 (Dec 2017). <https://doi.org/10.1145/3158151>, <http://doi.acm.org/10.1145/3158151>
57. Wang, X., Gulwani, S., Singh, R.: Fidex: Filtering spreadsheet data using examples. In: *Proceedings of the 2016 ACM SIGPLAN International Conference on Object-Oriented Programming, Systems, Languages, and Applications*. pp. 195–213. OOPSLA 2016, ACM, New York, NY, USA (2016). <https://doi.org/10.1145/2983990.2984030>, <http://doi.acm.org/10.1145/2983990.2984030>
58. Wang, Y., Wang, X., Dillig, I.: Relational program synthesis. *Proc. ACM Program. Lang.* **2**(OOPSLA), 155:1–155:27 (Oct 2018). <https://doi.org/10.1145/3276525>, <http://doi.acm.org/10.1145/3276525>



## A Continued from Section 2

### A.1 Encoding Input/Output Examples

Here we give an encoding of three input/output example models for the problem of finding if a linked list has a node with key  $k$ .

```
// Establishing constants
assume( $T \neq F$ );
assume( $k' \neq k$ );

// Positive example
 $x_2 := \text{next}(x_1)$ ;  $x_3 := \text{next}(x_2)$ ;
assume( $x_1 \neq \text{NIL}$ ); assume( $x_2 \neq \text{NIL}$ ); assume( $x_3 \neq \text{NIL}$ );
assume( $\text{next}(x_3) = \text{NIL}$ );
assume( $\text{key}(x_1) = k'$ ); assume( $\text{key}(x_2) = k$ ); assume( $\text{key}(x_3) = k'$ );
assume( $x_{\text{ans}} = T$ );

// Negative example
 $y_2 := \text{next}(y_1)$ ;  $y_3 := \text{next}(y_2)$ ;
assume( $y_1 \neq \text{NIL}$ ); assume( $y_2 \neq \text{NIL}$ ); assume( $y_3 \neq \text{NIL}$ );
assume( $\text{next}(y_3) = \text{NIL}$ );
assume( $\text{key}(y_1) = k'$ ); assume( $\text{key}(y_2) = k'$ ); assume( $\text{key}(y_3) = k'$ );
assume( $y_{\text{ans}} = F$ );

// Positive example
 $z_2 := \text{next}(z_1)$ ;
assume( $z_1 \neq \text{NIL}$ ); assume( $z_2 \neq \text{NIL}$ ); assume( $\text{next}(z_2) = \text{NIL}$ );
assume( $\text{key}(z_1) = k$ ); assume( $\text{key}(z_2) = k$ );
assume( $z_{\text{ans}} = T$ );
```

The above program block defines three lists starting at  $x_1$ ,  $y_1$  and  $z_1$  respectively, having first defined distinct Boolean constants like  $T$  and  $F$ . These constants are used to define expected answers  $x_{\text{ans}}$ ,  $y_{\text{ans}}$  and  $z_{\text{ans}}$ , for each example. Next, we can choose one of the above examples nondeterministically by using a variable  $ch$ , denoting nondeterministic choice. Since a data model gives an initial value to every variable, each of the three examples above is chosen in some data model.

```
// Nondeterministically choose an example
assume( $ch_x \neq ch_y$ ); assume( $ch_x \neq ch_z$ ); assume( $ch_y \neq ch_z$ );
assume( $ch = ch_x \vee ch = ch_y \vee ch = ch_z$ );
if( $ch = ch_x$ ) then head :=  $x_1$ ; ans :=  $x_{\text{ans}}$ ;
if( $ch = ch_y$ ) then head :=  $y_1$ ; ans :=  $y_{\text{ans}}$ ;
if( $ch = ch_z$ ) then head :=  $z_1$ ; ans :=  $z_{\text{ans}}$ ;
```

Lastly, we give the following template with a hole:

```
// Template with a hole
while(head  $\neq$  NIL)
   $\langle\langle$  ?? | can use key, compare with k, and assign to computedans  $\rangle\rangle$ ;
  head := next(head);
assert(ans = computedans)
```

The full specification consists of a grammar that generates the program blocks for the three examples, the nondeterministic choice, and the template with the hole. It is easy to see that any correct solution to the hole must be correct for all examples.

## B Continued from Section 3

The set of complete executions for a program  $p$ , denoted  $\text{Exec}(p)$ , is defined inductively. In what follows,  $c$  is of the form “ $x = y$ ” or “ $x \neq y$ ”, and we identify  $\neg(x = y)$  and  $\neg(x \neq y)$  with  $x \neq y$  and  $x = y$ , respectively.

$$\text{Exec}(\text{skip}) = \epsilon$$

$$\text{Exec}(x := y) = \text{“}x := y\text{”}$$

$$\text{Exec}(x := f(\bar{z})) = \text{“}x := f(\bar{z})\text{”}$$

$$\text{Exec}(\text{assume}(c)) = \text{“}\text{assume}(c)\text{”}$$

$$\text{Exec}(\text{assert}(c)) = \text{“}\text{assume}(\neg c)\text{”} \cdot \text{“}\text{assert}(\perp)\text{”} + \text{Exec}(\text{skip})$$

$$\text{Exec}(\text{if } c \text{ then } s_1 \text{ else } s_2) = \text{“}\text{assume}(c)\text{”} \cdot \text{Exec}(s_1) + \text{“}\text{assume}(\neg c)\text{”} \cdot \text{Exec}(s_2)$$

$$\text{Exec}(\text{while } c \{ p \}) = (\text{“}\text{assume}(c)\text{”} \cdot \text{Exec}(p))^* \cdot \text{“}\text{assume}(\neg c)\text{”}$$

$$\text{Exec}(p_1; p_2) = \text{Exec}(p_1) \cdot \text{Exec}(p_2)$$

## C Continued from Section 4

### C.1 Undecidability of Synthesising Straight-Line Programs

Here we present the proof of Theorem 3, which is a reduction from Post's Correspondence Problem (PCP), defined below.

**Definition 4 (Post's Correspondence Problem).** *Let  $\Gamma$  be an alphabet with at least two symbols. A problem instance consists of two lists of strings  $\alpha = (\alpha_1, \dots, \alpha_n)$  and  $\beta = (\beta_1, \dots, \beta_n)$ , with  $n > 0$ . The instance is in the language iff there is a finite non-empty sequence of indices  $i_1, i_2, \dots, i_N$  ( $1 \leq i_j \leq n$  for every  $1 \leq j \leq N$ ) such that*

$$\alpha_{i_1} \cdot \alpha_{i_2} \cdot \dots \cdot \alpha_{i_N} = \beta_{i_1} \cdot \beta_{i_2} \cdot \dots \cdot \beta_{i_N}$$

It is a well-known result that PCP is undecidable [48]. The reduction from PCP to synthesis of straight-line programs is as follows. Given an instance of PCP  $P = (\Gamma, \alpha, \beta)$  over alphabet  $\Gamma$  with lists of strings  $\alpha$  and  $\beta$ , consider the first order signature  $\Sigma_P = (\emptyset, \{f_\sigma\}_{\sigma \in \Gamma}, \emptyset)$  and the grammar  $\mathcal{G}_P = (\Delta_P, St_P, NT_P, R_P)$  such that:

- $\Delta_P = \{“x_1 := x_2”, “x_1 := x_3”, “;”\} \cup \{t_{1,\sigma}\}_{\sigma \in \Gamma} \cup \{t_{2,\sigma}\}_{\sigma \in \Gamma} \cup \{“\textbf{assume}(x_1 \neq x_2)”, “\textbf{assert}(\perp)”\}$  where

$$t_{1,\sigma} = “x_1 := f_\sigma(x_1)”$$

$$t_{2,\sigma} = “x_2 := f_\sigma(x_2)”$$

- $NT_P = \{S_P, Q_P, F\} \cup \{A_i\}_{1 \leq i \leq n} \cup \{B_i\}_{1 \leq i \leq n} \cup \{C_i\}_{1 \leq i \leq n}$  where  $n$  is the length of the lists  $\alpha$  and  $\beta$  as given by  $P$ .
- $R_P$  is the following collection of rules:

$$S_P \rightarrow x_1 := x_3 ; x_2 := x_3 ; Q_P$$

$$Q_P \rightarrow Q_P ; Q_P$$

$$Q_P \rightarrow C_1$$

$$Q_P \rightarrow C_2$$

$$\vdots$$

$$Q_P \rightarrow C_n$$

$$C_1 \rightarrow A_1 ; B_1$$

$$\vdots$$

$$C_n \rightarrow A_n ; B_n$$

$$F \rightarrow \textbf{assume}(x_1 \neq x_2) ; \textbf{assert}(\perp)$$

Let  $\alpha_i = \sigma_{j_1} \sigma_{j_2} \dots \sigma_{j_{|\alpha_i|}}$ , where  $\sigma_{j_k} \in \Gamma$  for every  $1 \leq k \leq |\alpha_i|$ . Then, the production rule for  $A_i$  is given by

$$A_i \rightarrow t_{1,\sigma_{j_1}} ; t_{1,\sigma_{j_2}} ; \dots ; t_{1,\sigma_{j_{|\alpha_i|}}}$$

Similarly, let  $\beta_i = \sigma_{l_1} \sigma_{l_2} \dots \sigma_{l_{|\beta_i|}}$ , where  $\sigma_{l_k} \in \Gamma$  for every  $1 \leq l \leq |\beta_i|$ . Then, the production rule for  $B_i$  is given by

$$B_i \rightarrow t_{2,\sigma_{l_1}} ; t_{2,\sigma_{l_2}} ; \dots ; t_{2,\sigma_{l_{|\beta_i|}}}$$

For an intuitive understanding of the production rules for  $A_i$  and  $B_i$ , recall that each function in the signature is indexed by a letter from  $\Gamma$ . If by abuse of notation we associate the function  $f_{\gamma_2} \circ f_{\gamma_1}$  (for  $\gamma_1, \gamma_2 \in \Gamma$ ) with the symbol  $f_{\gamma_1 \cdot \gamma_2}$  (and similarly for longer compositions), then the production rule for  $A_i$  produces a program block that updates the variable  $x_1$  to  $f_{\alpha_i}(x_1)$ . Similarly  $B_i$  produces a program block that updates  $x_2$  to  $f_{\beta_i}(x_2)$ .

Although the grammar as presented does not quite conform to the grammar schema  $\mathcal{S}_{\text{SLP}}$  of straight-line programs over the given signature, it can be rewritten into an equivalent one that does conform by introducing some extra nonterminals and folding the productions  $C_1 \dots C_n$  into productions for  $Q_P$ . We claim that the uninterpreted synthesis problem over this grammar is equivalent to the given PCP instance.

To prove this claim, let's observe that every program generated by this grammar is of the form

$$x_1 := x_3; x_2 := x_3; C_{i_1}; C_{i_2}; \dots; C_{i_N}; \text{assume}(x_1 \neq x_2); \text{assert}(\perp)$$

for some  $N$  and some  $i_j$ , with  $1 \leq i_j \leq n$  for every  $1 \leq j \leq N$ . Let  $\pi_2$  be the prefix that excludes the last two statements, and let  $\pi_1$  be the prefix that excludes the last statement.

Consider the correctness of this program. Observe that, using our shorthand notation, the value of the variable  $x_1$  at the end of the program block  $\pi_2$  is  $f_{w_\alpha}(x_3)$  where  $w_\alpha = \alpha_{i_1} \cdot \alpha_{i_2} \cdot \dots \cdot \alpha_{i_N}$ . More precisely, in any first order model  $M$  over our signature, the value of  $x_1$  at the end of  $\pi_2$  is the value (given by  $M$ ) corresponding to the term  $f_{w_\alpha}(\widehat{x_3})$  where by  $\widehat{x_3}$  we mean the initial value of the variable  $x_3$  (which can be modelled with an extra immutable variable). Similarly, at the end of  $\pi_2$  the value of variable  $x_2$  is  $f_{w_\beta}(\widehat{x_3})$  where  $w_\beta = \beta_{i_1} \cdot \beta_{i_2} \cdot \dots \cdot \beta_{i_N}$ .

For the program to be correct, the prefix  $\pi_1$  has to be infeasible (since the next statement is  $\text{assert}(\perp)$ ), i.e., infeasible in every data model. This is a straight-line program; it has no other executions and thus the program is correct iff  $\pi_1$  is infeasible. We now check the feasibility of  $\pi_1$ .

To be infeasible in every data model,  $\pi_1$  must, in particular, be infeasible in the free model of terms. In the free model, equality corresponds to syntactic equality, and thus to be infeasible in the free model the values of the variables  $x_1$  and  $x_2$ , namely the terms  $f_{w_\alpha}(\widehat{x_3})$  and  $f_{w_\beta}(\widehat{x_3})$ , must be syntactically equal at the end of  $\pi_2$ , which happens iff  $w_\alpha = w_\beta$ .

We conclude that an arbitrary program generated by the given grammar is correct iff  $w_\alpha = w_\beta$ . Further, any program from the grammar corresponds to a putative solution to the given PCP instance  $P$ , namely the number  $N$  and the indices  $i_j$  for  $1 \leq j \leq N$  such that  $w_\alpha = w_\beta$ , i.e.,

$$\alpha_{i_1} \cdot \alpha_{i_2} \cdot \dots \cdot \alpha_{i_N} = \beta_{i_1} \cdot \beta_{i_2} \cdot \dots \cdot \beta_{i_N}$$

We conclude that there exists a correct program in the grammar iff there exists a solution to the PCP instance. Since the original instance  $P$  was arbitrary, this yields undecidability of uninterpreted program synthesis over schema  $\mathcal{S}_{\text{SLP}}$ .  $\square$

## D Continued from Section 5

### D.1 Tree Automata Preliminaries

**Binary Trees.** We consider binary trees here. Let us fix a tree alphabet  $\Gamma = \bigcup_{i=0}^2 \Gamma_i$ , which is a finite set of symbols annotated with arities — symbols in  $\Gamma_i$  have arity  $i$  and  $\Gamma_i \cap \Gamma_j = \emptyset$  when  $i \neq j$ . Formally, a finite tree  $T$  over  $\Gamma$  is a pair  $(S, \gamma)$ , where  $S \subseteq \{L, R\}^*$  is a finite set of *nodes* in the tree;  $S$  is prefix closed,  $\epsilon \in S$ , and for every string  $\rho \cdot R \in S$  we also have  $\rho \cdot L \in S$ . The labeling function  $\gamma : S \rightarrow \Gamma$  maps each leaf node  $n \in S$  (i.e., those nodes for which there is no node  $n'$  which is a suffix of  $n$ ) to  $\Gamma_0$ , each node with exactly one child (i.e.,  $n \cdot L \in S$  but  $n \cdot R \notin S$ ) to  $\Gamma_1$ , and the remaining nodes to  $\Gamma_2$ . The node corresponding to  $\epsilon$  is called the *root* node. The left and right children of a node  $n \in S$  are the nodes  $n_1 = n \cdot L$  and  $n_2 = n \cdot R$  if they exist, in which case  $n$  is the parent of  $n_1$  and  $n_2$ . For a node  $n$  different from the root  $\epsilon$ , we use  $n \cdot U$  to denote the parent of  $n$ .

**Nondeterministic Top-Down Tree Automata.** A nondeterministic top-down tree automaton over a tree alphabet  $\Gamma = \bigcup_{i=0}^2 \Gamma_i$  is a tuple  $A = (Q, I, \delta_0, \delta_1, \delta_2)$ , where  $Q$  is a finite set of states,  $I \subseteq Q$  is a set of initial states, and  $\delta_0 \subseteq Q \times \Gamma_0$ ,  $\delta_1 : Q \times \Gamma_1 \rightarrow 2^Q$ , and  $\delta_2 : Q \times \Gamma_2 \rightarrow 2^{Q \times Q}$  are transitions for each kind of letter. For a finite tree  $T = (S, \gamma)$ , a run of  $A$  on  $T$  is a tree  $\rho = (S, \mu)$  labeled with states of  $A$  (i.e.,  $\mu : S \rightarrow Q$ ) such that  $\mu(\epsilon) \in I$  and for every non-leaf node  $n \in S$ , we have  $\mu(n \cdot L) \in \delta_1(\mu(n), \gamma(n))$  if  $n$  has only one child, and  $(\mu(n \cdot L), \mu(n \cdot R)) \in \delta_2(\mu(n), \gamma(n))$  otherwise. Further,  $\rho$  is accepting if for all leaf nodes  $n \in S$ , we have  $(\mu(n), \gamma(n)) \in \delta_0$  and  $T$  is accepted by  $A$  if there is an accepting run of  $A$  on  $T$ . The language  $L(A)$  of the top-down tree automaton is the set of all trees it accepts.

We note that checking emptiness of the language of a nondeterministic top-down tree automaton is decidable in linear time in the size of the automaton. Further, given two tree automata  $A_1$  and  $A_2$  over the same tree alphabet, we can construct another tree automaton  $A$  such that  $L(A) = L(A_1) \cap L(A_2)$ , in time  $O(|A_1| \cdot |A_2|)$ . We refer the reader to [14] for details of these standard results.

**Two-Way Alternating Tree Automata.** In what follows we omit the formal, standard, definitions for labeled trees. We will denote by  $\mathcal{B}^+(U)$  the set of all positive Boolean formulae over a set  $U$ . That is,  $\mathcal{B}^+(U)$  is the smallest set such that  $\{\mathbf{true}, \mathbf{false}\} \cup U \subseteq \mathcal{B}^+(U)$  and for every  $\varphi_1, \varphi_2 \in \mathcal{B}^+(U)$ , we have  $\{\varphi_1 \vee \varphi_2, \varphi_1 \wedge \varphi_2\} \subseteq \mathcal{B}^+(U)$ . For a (possibly empty) set  $U' \subseteq U$  and a formula  $\varphi \in \mathcal{B}^+(U)$ , we say  $U' \models \varphi$  if  $\varphi$  evaluates to true by setting each of the elements in  $U'$  to true and the remaining elements of  $U$  to false.

A two-way alternating tree automaton is a tuple  $A = (Q, I, \delta_0, \delta_1, \delta_2)$ , where  $Q$  is a finite set of states and  $I \subseteq Q$  is the set of initial states. The functions  $\delta_0, \delta_1$ , and  $\delta_2$  give, respectively, the transitions for the leaf nodes, nodes with one child, and nodes with two children:

- $\delta_0 : Q \times \{D\} \times I_0 \rightarrow \mathcal{B}^+(Q \times \{U\})$
- $\delta_1 : Q \times \{D, U_L\} \times I_1 \rightarrow \mathcal{B}^+(Q \times \{U, L\})$
- $\delta_2 : Q \times \{D, U_L, U_R\} \times I_2 \rightarrow \mathcal{B}^+(Q \times \{U, L, R\})$

We explain the key differences between two-way alternating tree automata and nondeterministic top-down tree automata. First, unlike in a top-down tree automaton, where control always moves to children nodes ( $\{L, R\}$ ), here the control can also move up to the parent node ( $\{L, R, U\}$ ). Second, the input to the transition function  $\delta_i$  is a triple  $(q, m, a)$ . Here,  $q$  and  $a$  are the current state and the label of the current node, as in top-down tree automata. However, in addition, the transitions depend on the *last move*  $m$ . For example, if the automaton moves from a parent node  $n$  to a child node  $n \cdot d$  (with  $d \in \{L, R\}$ ), then the last move of the automaton would be  $m = D$ , denoting a ‘downward’ move. Similarly, if the automaton moves from a child node  $n \cdot L$  to the parent node  $n$ , then the last move would be  $m = U_L$  denoting ‘upward’ move from the ‘left’ child. A third difference comes from alternation, which is more general than nondeterminism—the control can move to any set of states that satisfy the Boolean formula given by the transition function. These differences are formalized in the definition of a run for such an automaton, which we describe next.

A *run* of a two-way alternating tree automaton  $A$  over a finite, binary labeled tree  $T = (S, \gamma)$  is a (possibly infinite) directed acyclic rooted labeled tree<sup>3</sup>  $G_{\text{run}} = (V_{\text{run}}, \gamma_{\text{run}}, E_{\text{run}})$ , rooted at a designated vertex  $r \in V_{\text{run}}$ . The labeling function is of type  $\gamma_{\text{run}} : V_{\text{run}} \rightarrow S \times Q \times \{D, U_L, U_R\}$ , and the graph  $G_{\text{run}}$  satisfies the following conditions:

- (a) The root  $r \in V_{\text{run}}$  has label  $\gamma_{\text{run}}(r) = (\epsilon, q, D)$ , where  $q \in I$ .
- (b) For every node  $v \in V_{\text{run}}$  with  $\gamma_{\text{run}}(v) = (n, q, m)$  and every child node  $v'$  of  $v$  (i.e.,  $(v, v') \in E_{\text{run}}$ ) with  $\gamma_{\text{run}}(v') = (n', q', m')$ , we have
  - if  $m' = D$ , then  $n' = n \cdot L$  or  $n' = n \cdot R$ ,
  - if  $m' = U_L$ , then  $n = n' \cdot L$ , and
  - if  $m' = U_R$ , then  $n = n' \cdot R$ .

Here, we have glossed over the case when  $n$  is the root. In this case, we might have  $n' = n = r$  and  $m' = U_L$ .

- (c) For every node  $v \in V_{\text{run}}$  with  $\gamma_{\text{run}}(v) = (n, q, m)$ , the set  $C_v = \{v' \mid (v, v') \in E_{\text{run}}\}$  of children of  $v$  is such that  $\{(q', d') \mid \exists v' \in C_v, \gamma_{\text{run}}(v') = (n', q', m'), d' = \text{dir}(n, n')\} \models \delta_i(q, m, \gamma(n))$ , where  $\text{dir}(n, n')$  is  $L, R$  or  $U$  if  $n'$  is respectively the left child, right child or the parent of  $n$  in the input tree  $T$ . (Here again, if  $n = n' = r$ , then we say  $\text{dir}(n, n') = U$ .)

A run is accepting if every node in  $V_{\text{run}}$  has  $\geq 1$  child, i.e. all paths starting from the root are infinite. An automaton  $A$  *accepts*  $T$  if there is an accepting run of  $A$  on  $T$ .

An alternative presentation of the acceptance condition of a two-way alternating tree automaton can be made in terms of 2-player games. Such a

<sup>3</sup> A rooted directed graph is a tree if there is a unique directed path from the root to every other vertex in the graph.

game is played over a directed graph  $G_{\text{game}} = (V_{\text{game}}, E_{\text{game}})$ . The set of vertices is  $V_{\text{game}} = V_{\text{game}}^0 \cup V_{\text{game}}^1$ , where  $V^0 = S \times Q \times \{D, U_L, U_R\}$  and  $V^1 = \mathcal{P}(Q \times \{U, L, R\})$ . The set of edges is  $E_{\text{game}} = E_{\text{game}}^{01} \cup E_{\text{game}}^{10}$ , where  $E_{\text{game}}^{ij} \subseteq V_{\text{game}}^i \times V_{\text{game}}^j$  (where  $i \neq j \in \{0, 1\}$ ). Let us describe the first set of edges  $E_{\text{game}}^{01}$ . We have  $(u, v) \in E_{\text{game}}^{01}$  iff  $v \models \delta_i(q, m, \gamma(n))$ , where  $u = (n, q, m)$ . We have  $(v, u) \in E_{\text{game}}^{10}$  iff  $\exists (q', d') \in v$  such that  $u = (n', q', m')$ , where

- if  $d' = U$  and  $n = r$ , then  $n' = n$  and  $m' = U_L$
- if  $d' = U$  and  $n \neq r$ , then either  $n = n' \cdot L$  and  $m' = U_L$  or  $n = n' \cdot R$  and  $m' = U_R$
- if  $d' = L$ , then  $n' = n \cdot L$  and  $m' = D$
- if  $d' = R$ , then  $n' = n \cdot R$  and  $m' = D$

We now describe a *play* on this game graph. A play starts in some vertex  $u_0 = (\epsilon, q_0, D) \in V_{\text{game}}^0$  with  $q_0 \in I$ . First, Player-0 picks a neighbor  $v$  of  $u_0$ . Next, Player-1 picks a neighbor of  $v$ , from which Player-0 then continues the play. This process either goes on indefinitely or ends because either player reaches a node with no outgoing edges. In the former case Player-0 wins the play, and in the latter case Player-1 wins the play. For a given game graph, there can be many different plays as defined above, some in which Player-0 wins and others in which Player-1 wins. The input tree  $T$  is accepted by the 2-way automaton if there is a play in which Player-0 wins. Readers may observe that the two notions of acceptance are equivalent.

We can convert two-way alternating tree automata to equivalent nondeterministic top-down tree automata with at most exponential increase in states.

**Lemma 3 ([34,55]).** *Given a two-way alternating tree automaton  $A$ , we can construct a nondeterministic top-down tree automaton  $A'$  of size  $O(2^{\text{poly}(|A|)})$  in time  $O(2^{\text{poly}(|A|)})$  such that  $L(A') = L(A)$ .*

Here,  $|A|$  denotes the size of the description of  $A$ . Appendix D.2 presents a construction for the above result adapted to the simpler setting of this paper.

## D.2 Proof of Lemma 3

The ingredients for the proof of Lemma 3 are as follows.

1. We first characterize when an input tree  $T$  is accepted by a given 2-way automaton  $A$ , in terms of what we call *strategy annotations*. As we saw, a tree  $T$  induces a 2-player game such that  $T$  is accepted iff Player-0 wins. This game is a finite *parity* game, and is thus *determined* and admits a *memoryless strategy* [17,43]. That is, for each node  $v$  of the game graph, one of the players wins if the game starts in  $v$ . Further, when we fix the initial node  $v_{\text{init}}$  of the game graph, the winner, Player- $i$ , has a memoryless strategy. A memoryless strategy for Player- $i$  is a mapping  $V_{\text{game}}^i \rightarrow V_{\text{game}}^{1-i}$  which maps each vertex  $v \in V_{\text{game}}^i$  of Player- $i$  to the next move (neighboring vertex) which Player- $i$  should choose each time they visit  $v$ .



2. With the above observation, it follows that we can annotate nodes in  $T$  with strategy information for the corresponding game graph. If we can annotate the nodes of  $T$  with a winning strategy for Player-0, then the tree is accepted. Otherwise,  $T$  is rejected.
3. We build a nondeterministic top-down tree automata  $A'$  which reads an input tree  $T$ , nondeterministically decorates its nodes with strategy annotations, and determines if the annotation corresponds to a winning strategy for Player-0.

**Strategy Annotations.** Given a labeled binary tree  $T$ , the game graph  $G_{\text{game}}$  induced by  $T$  is played over vertices  $V_{\text{game}}^0 \cup V_{\text{game}}^1$ . A memoryless strategy for Player-0 in such a game is a mapping  $\beta : V_{\text{game}}^0 \rightarrow V_{\text{game}}^1$ , or equivalently, a mapping of the form  $\beta : S \times Q \times \{U_L, U_R, D\} \rightarrow \mathcal{P}(Q \times \{U, L, R\})$ . We can curry this representation to get a strategy for each node in  $T$ , specifically, a partial function of the form  $\sigma : Q \times \{U_L, U_R, D\} \hookrightarrow \mathcal{P}(Q \times \{U, L, R\})$ . We denote by  $\mathfrak{S}_A$  the set of such node-specific strategies for  $A$ . Observe the size of this set is  $O(2^{O(|Q|^2)})$ . Given a tree  $T = (S, \gamma)$ , a strategy annotation  $\mathfrak{a}$  maps each node of  $T$  to some strategy, i.e.,  $\mathfrak{a} : S \rightarrow \mathfrak{S}_A$  such that it satisfies the transitions of  $A$ : for every  $n \in S$  and for every  $q \in Q, m \in \{U_L, U_R, D\}$  such that  $\mathfrak{a}(n)(q, m)$  is defined, we have that  $\mathfrak{a}(n)(q, m) \models \delta_i(q, m, \gamma(n))$  (where  $i$  is 0, 1, or 2 depending upon the label  $\gamma(n)$ , and  $m$  is also appropriately chosen depending upon the arity of  $n$ ). We remark that if for some node  $n$  of arity  $i$ , state  $q$  and direction  $m$ , if  $\delta_i(q, m, \gamma(n)) = \text{false}$ , then  $\mathfrak{a}(n)(q, m)$  cannot be defined for any strategy annotation  $\mathfrak{a}$ .

For every tree node  $n \in S$ , let  $\text{dom}(\sigma) = \{(q, m) \mid \sigma(q, m) \text{ is defined}\}$ . A strategy annotation  $\mathfrak{a}$  over  $T$  is *consistent* if for every  $n \in S$  and every  $(q, m) \in \text{dom}(\mathfrak{a}(n))$ , for all  $(q', d') \in \mathfrak{a}(n)(q, m)$  we have  $(q', m') \in \text{dom}(\mathfrak{a}(n'))$ , where  $n' = n \cdot d'$  and  $m' = U_L$  if  $n = n' \cdot L$ ,  $m' = U_R$  if  $n = n' \cdot R$  and  $m' = D$  if  $n' = n \cdot L$  or  $n' = n \cdot R$ . We formalize below the equivalence between the existence of a consistent strategy annotation of  $T$  and its acceptance by  $A$ . The proof follows directly from the fact that the game induced by  $T$  has a memoryless winning strategy for Player-0 iff Player-0 wins (or equivalently  $T$  is accepted).

**Proposition 1.** *Let  $A$  be a two-way alternating tree automaton and let  $T$  be an input tree. Then  $T$  is accepted by  $A$  iff there is a consistent strategy annotation  $\mathfrak{a}$  of  $T$ .*

**Construction of an Equivalent Top-Down Automaton.** We now describe the nondeterministic top-down tree automaton  $A'$  that accepts the same language as the given two-way alternating tree automaton  $A$ . At a high level, the construction is made possible by Proposition 1, which suggests that we *guess* a strategy annotation for the input tree in one shot. The challenge, however, is to verify in a top-down manner that the guessed annotation is consistent. Observe that the domain  $\text{dom}(\mathfrak{a}(n))$  for any  $\mathfrak{a}$  and any  $n$  is finite (a subset of  $Q \times \{U_L, U_R, D\}$ ). Thus we can guess these subsets (call them *bags*) for each tree

node. Verifying that the guessed strategy annotation is consistent then reduces to checking if from every pair  $(q, m)$  in the bag of a node  $n$  and each possible  $(q', d') \in \mathbf{a}(n)(q, m)$ , we have that the corresponding  $(q', m')$  (where  $m'$  defined using  $n$  and  $d'$ ) is in the bag of the next node  $n'$ . We formalize the construction below.

Fix a two-way alternating tree automaton  $A = (Q, I, \delta_0, \delta_1, \delta_2)$ . The top-down automaton is a tuple  $A' = (Q' \uplus \{\text{Sink}\}, I', \delta'_0, \delta'_1, \delta'_2)$ . Sink is a special absorbing state. The set  $Q' = \Gamma \times \mathfrak{S}_A$  consists of pairs of labels and strategies, such that for every  $q' = (a, \sigma) \in Q'$  we have:

1.  $\text{dom}(\sigma) \neq \emptyset$ ,
2. for every  $(q, m) \in \text{dom}(\sigma)$ ,  $m$  is appropriate for the arity  $i$  of  $a$ ,
3. for every  $(q, m) \in \text{dom}(\sigma)$ ,  $\sigma(q, m) \models \delta_i(q, m, a)$ , and in particular  $\delta_i(q, m, a) \neq \text{false}$ .

We now describe the transitions. First, for every  $i$  and every  $a$ ,  $\delta'_i(\text{Sink}, a) = \{\text{Sink}\}$ . Second, for every  $i$  and every  $b \neq a$ ,  $\delta'_i((a, \sigma), b) = \{\text{Sink}\}$ . All other transitions are described below.

**Transitions on nodes with 1 child.** We have  $(a', \sigma') \in \delta'_1((a, \sigma), a)$  iff the following hold.

- (a) For every  $(q, m) \in \text{dom}(\sigma)$  and  $(q', L) \in \sigma(q, m)$ ,  $(q', D) \in \text{dom}(\sigma')$ .
- (b) For every  $(q, m) \in \text{dom}(\sigma')$  and  $(q', U) \in \sigma'(q, m)$ ,  $(q', U_L) \in \text{dom}(\sigma)$ .

**Transitions on nodes with 2 children.** We have  $((a'_1, \sigma'_1), (a'_2, \sigma'_2)) \in \delta'_2((a, \sigma), a)$  iff the following hold.

- (a) For every  $(q, m) \in \text{dom}(\sigma)$  and  $(q', L) \in \sigma(q, m)$ ,  $(q', D) \in \text{dom}(\sigma'_1)$ .
- (b) For every  $(q, m) \in \text{dom}(\sigma'_1)$  and  $(q', U) \in \sigma'_1(q, m)$ ,  $(q', U_L) \in \text{dom}(\sigma)$ .
- (c) For every  $(q, m) \in \text{dom}(\sigma)$  and  $(q', R) \in \sigma(q, m)$ ,  $(q', D) \in \text{dom}(\sigma'_2)$ .
- (d) For every  $(q, m) \in \text{dom}(\sigma'_2)$  and  $(q', U) \in \sigma'_2(q, m)$ ,  $(q', U_R) \in \text{dom}(\sigma)$ .

**Transition relation for leaf nodes.** Finally,  $\delta'_0 \subseteq Q' \times \Gamma_0$  is such that  $((a, \sigma), b) \in \delta'_0$  iff  $a = b$ .

Observe that the transitions are designed to mimic the notion of consistency for strategy annotations. Whenever a nondeterministic transition fails to ensure consistency, the resulting state is Sink. Further, the transitions also guess the label of the next tree node, and a failure to correctly guess this also leads to the state Sink. Finally, given the definition of  $\delta'_0$  and the fact that Sink is absorbing, a tree is accepted by  $A'$  iff there is a consistent strategy annotation for the tree. The correctness of the construction is straightforward. The complexity result follows from the observation that the number of states of  $A'$  is  $O(|\mathfrak{S}_A|) = O(2^{\text{poly}(|A|)})$  and the size of transitions for  $A'$  is  $O(\text{poly}(|\mathfrak{S}_A|)) = O(2^{\text{poly}(|A|)})$ .

**Lemma 3.** *Given a two-way alternating tree automaton  $A$ , we can construct a nondeterministic top-down tree automaton  $A'$  of size  $O(2^{\text{poly}(|A|)})$  in time  $O(2^{\text{poly}(|A|)})$  such that  $L(A') = L(A)$ .*

### D.3 Top-Down Tree Automata for Program Trees

**Grammar to Tree Automaton.** The next task is to represent the set of programs generated by an input grammar  $\mathcal{G}$  as a regular set of program trees. We construct a top-down tree automaton  $\mathcal{A}_{\mathcal{G}}^{\Delta}$  which accepts precisely the set of trees that correspond to the programs generated by  $\mathcal{G} = (\Delta_0 \uplus \Delta_1 \uplus \Delta_2, St, NT, R)$ . We require that  $\mathcal{G}$  conforms to the schema  $\mathcal{S}$  discussed in Section 3.1.

We now define the components of  $\mathcal{A}_{\mathcal{G}}^{\Delta} = (Q^{\mathcal{G}}, I^{\mathcal{G}}, \delta_0^{\mathcal{G}}, \delta_1^{\mathcal{G}}, \delta_2^{\mathcal{G}})$ . The states of  $\mathcal{A}_{\mathcal{G}}^{\Delta}$  correspond to the nonterminals of  $\mathcal{G}$  plus a special starting state  $q_0$ . That is,  $Q^{\mathcal{G}} = \{q_0\} \uplus NT$ , and  $I^{\mathcal{G}} = \{q_0\}$ . The transitions are defined as follows.

$$\begin{aligned} \delta_0^{\mathcal{G}} &= \{(P, a) \mid "P \rightarrow a" \in R, a \in \Delta_0\} \\ \delta_1^{\mathcal{G}}(q, a) &= \begin{cases} \{St\} & \text{if } q = q_0, a = \text{"root"} \\ \{P_1 \mid "P \rightarrow \text{while}(x \sim y) P_1" \in R\} & \text{if } q = P, a = \text{"while}(x \sim y)" \\ \emptyset & \text{otherwise} \end{cases} \\ \delta_2^{\mathcal{G}}(P, a) &= \begin{cases} \{(P_1, P_2) \mid "P \rightarrow \text{if}(x \sim y) \text{then } P_1 \text{ else } P_2" \in R\} & \text{if } a = \text{"ite"}(x \sim y) \\ \{(P_1, P_2) \mid "P \rightarrow P_1 ; P_2" \in R\} & \text{if } a = \text{"seq"} \end{cases} \end{aligned}$$

The following lemma states that the language of the tree automaton constructed above accurately represents programs from  $\mathcal{G}$ . The notation  $\text{Prog}(T)$  refers to the word obtained by collecting labels during an in-order traversal of tree  $T$ .

**Lemma 4.** *Let  $\mathcal{G}$  be a grammar conforming to the schema  $\mathcal{S}$  and let  $\mathcal{A}_{\mathcal{G}}^{\Delta}$  be the tree automaton constructed above. Then, we have  $L(\mathcal{G}) = \{\text{Prog}(T) \mid T \in L(\mathcal{A}_{\mathcal{G}}^{\Delta})\}$ . Further,  $\mathcal{A}_{\mathcal{G}}^{\Delta}$  has size  $O(|\mathcal{G}|)$  and can be constructed in time  $O(|\mathcal{G}|)$ .  $\square$*

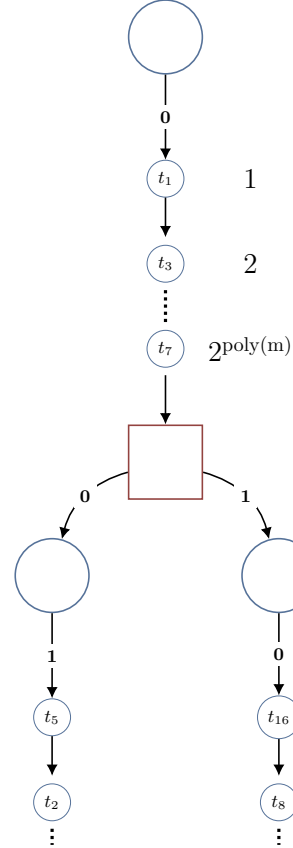
## E Proof of Lower Bound for Program Synthesis

Let  $M = (Q, \Delta, \delta, q_0, g)$  be a single-tape alternating Turing machine (ATM) with exponential space bound, where  $Q$  and  $\Delta$  are finite sets of states and tape symbols, respectively. The transition function has the form  $\delta : (Q \times \Delta) \rightarrow \mathcal{P}(Q \times \Delta \times \{L, R\})$ . Without loss of generality, we will assume that either there exist exactly two transitions (referred to as 0 and 1) for any particular configuration or none at all. The initial state is  $q_0 \in Q$  and  $g : Q \rightarrow \{acc, rej, \wedge, \vee\}$  maps states to their type. It will be convenient to represent machine configurations as sequences of symbols. For a given machine  $M$ , this can be allowed by working with a modified machine  $M'$  whose alphabet  $\Gamma = \Delta \cup (Q \times \Delta)$  contains the original symbols from  $\Delta$  as well as composite symbols from  $(Q \times \Delta)$  to encode both the machine head position and machine state. For example, for state  $q \in Q$  and symbol  $t \in \Delta$ , the composite symbol  $(q, t) \in \Gamma$  encodes the tape head reading regular symbol  $t$  with the machine in state  $q$ . The transition function  $\delta$  can easily be modified to account for this representational change, and we omit the details. A *universal* (resp. *existential*) configuration is a sequence of symbols over  $\Gamma$  containing exactly one composite symbol  $(q, t)$ , with  $g(q) = \wedge$  (resp.  $g(q) = \vee$ ). The set of *accepting configurations* is the smallest set  $S$  that contains (a) all configurations whose state  $q$  has  $g(q) = acc$ , (b) all universal configurations such that *every* configuration reachable within one transition belongs to  $S$  and (c) all existential configurations such that there is *some* configuration in  $S$  reachable within one transition. An ATM  $M$  accepts an input  $w$  if the initial configuration is contained in  $S$ . In what follows, we assume without loss of generality that existential configurations are immediately followed by universal configurations under any transition, and vice versa. Further, we assume the initial configuration is existential, and any configuration whose state  $q$  has  $g(q) \in \{acc, rej\}$  is halting, i.e. there is no transition.

Our representation of configurations as sequences of tape symbols allows us to work with a modified transition relation  $\delta_W$  that is lifted to configuration windows. A configuration window is a triple of tape symbols. After endowing an ATM with composite symbols, as mentioned above, the information in  $\delta$  can be easily represented by  $\delta_W \subseteq (\Gamma^3 \times \Gamma)$ , which relates triples of tape symbols to symbols that the middle cell can legally transition to according to  $\delta$ . For convenience, in the reduction grammar we will overload  $\delta_W$ , writing  $\delta_W(0, t_i, t_j, t_k)$  to denote the tape symbol for the cell containing  $t_j$  (with  $t_i$  and  $t_k$  to the left and right) after the machine takes the 0 transition. Similarly,  $\delta_W(1, t_i, t_j, t_k)$  will denote the tape symbol for the 1 transition. If the window  $(t_i, t_j, t_k)$  is ill-formed (for example, it may contain more than one composite machine state symbol) we say  $\delta_W(0, t_i, t_j, t_k)$  and  $\delta_W(1, t_i, t_j, t_k)$  are undefined. We omit details for handling corner cases in which the machine reads at either edge of the tape. This can be easily dealt with by assuming special edge-of-tape symbols. In the forthcoming grammar, we assume  $|\Gamma| = k$  and use  $t_1 \dots t_k$  as constants to model the (extended) alphabet of a (appropriately modified) machine  $M$ . Indices for such variables are sometimes used to indicate the particular symbol they contain, e.g.  $t_{blank}$  refers to the unique blank symbol.

### E.1 Reduction

Before presenting the reduction grammar  $\mathcal{G}_{M,w}$ , we discuss its primary components and summarize the purposes of its program variables. Recall that the goal of the reduction is to produce a grammar  $\mathcal{G}_{M,w} \in \mathcal{S}$  that contains a correct program exactly when an AEXPSPACE turing machine  $M$  accepts an input  $w$ . Essentially, this amounts to building a grammar whose correct programs encode winning strategies for player Eve in a two-player game semantics. That is, we want a correct program to exist in  $\mathcal{G}_{M,w}$  exactly when there is a configuration tree starting from the initial configuration of  $M$  on  $w$ , branching appropriately according to  $\delta$ , and terminating in accepting leaf configurations. The grammar encodes the alternation by branching on a **turn** variable (for players Adam and Eve) and choosing the next transition accordingly. For Eve's turn, the grammar enforces a transition choice from the synthesizer, whereas Adam's turns are read from the uninterpreted function **choice**. Relying on the intuition that correct programs must satisfy assertions in every data model, it is straightforward to see that this captures the semantics of ATMs. Deeper in the grammar, observe that after a move has been made, there is a mechanism for requiring that the next configuration (produced by the synthesizer) indeed follows from the selected move according to  $\delta$ . As noted earlier, the full configuration cannot be represented in program variables all at once because  $M$  may use exponential space (and hence a grammar using exponentially many variables could not be produced in polynomial time). To solve this, the grammar uses a loop to iterate through the full configuration, enforcing that the synthesizer produces the configuration contents one cell at a time. See Fig. 5 for an illustration of this idea.



**Fig. 5.** A strategy tree for Eve. Large circles represent Eve's moves, squares represent Adam's. Small circles represent steps in which Eve chooses a tape symbol and Adam checks it. Each move requires Eve to output an exponential number of tape symbols  $t_i$ , one after the other. She must be able to do this for each of Adam's moves in addition to her own. Such a strategy, if Adam indeed agrees with the tape symbols, witnesses an accepting computation tree for the ATM.

Further, since the full configuration contents cannot be stored at once, the correctness check must distribute the work across all data models. For an input  $w$  with  $m = |w|$ , the grammar utilizes  $n = \text{poly}(m)$  index variables  $\mathbf{s}_1 \dots \mathbf{s}_n$  to point into the configuration. For any given data model, the index points at a single tape cell. For this single cell, the grammar enforces that all transitions are correct. Since uninterpreted programs must be correct in all data models, it follows that a correct program from the target grammar will witness the correctness of transitions for all tape cells. Finally, the grammar enforces that any leaf configurations are accepting. Table 1 summarizes the purposes of all variables in the grammar. We denote vectors of variables with boldface, e.g.  $\mathbf{s}_1 \dots \mathbf{s}_n$  by  $\mathbf{s}$ .

---

$\mathbf{w}_1 \dots \mathbf{w}_m$ :	store input tape contents
$\mathbf{t}_1 \dots \mathbf{t}_k$ :	constants to represent tape symbols
$\mathbf{s}_1 \dots \mathbf{s}_n$ :	index holding location of the cell being checked
$\mathbf{s}'_1 \dots \mathbf{s}'_n$ :	index holding binary predecessor to $\mathbf{s}_1 \dots \mathbf{s}_n$
$\mathbf{s}''_1 \dots \mathbf{s}''_n$ :	index holding binary successor to $\mathbf{s}_1 \dots \mathbf{s}_n$
$\mathbf{b}_1 \dots \mathbf{b}_{n+1}$ :	index for pointing at current tape cell during iteration
0, 1:	constants used for indices as well as move choices
<b>cell</b> :	holds the putative current tape symbol
<b>turn</b> :	holds 0 or 1, represents which player has the next move
<b>dir</b> :	holds 0 or 1, the most recent move choice
$\mathbf{c}_1, \mathbf{c}_2, \mathbf{c}_3$ :	the previous contents of the configuration window for the cell being checked
$\mathbf{c}'_1, \mathbf{c}'_2, \mathbf{c}'_3$ :	the next contents of the configuration window for the cell being checked
<b>choice</b> :	uninterpreted function that models Adam's moves, restricted to 0 and 1 with an assume statement
<b>next</b> :	uninterpreted function that captures the time-dependence of Adam's decisions

---

**Table 1.** Summary of purposes for grammar variables.

Fig. 6 and Fig. 7 present the full grammar  $\mathcal{G}_{M,w}$ . The reader may note that  $\mathcal{G}_{M,w}$  does not appear to conform to grammar schema  $\mathcal{S}$ . It is not hard to see that in fact  $\mathcal{G}_{M,w}$  can be factored appropriately by introducing a polynomial number of new nonterminal symbols to produce the components involving fixed instruction sequences. Before arguing that our reduction is correct, we pause to mention a few presentation-related details and to explain the important rules for  $\mathcal{G}_{M,w}$ .

To simplify the presentation of the grammar and promote its interesting rules, several simplifications and omissions were made. First, we omit **else** branches whenever they include only a **skip** statement. Second, several of the conditions in **if** and **assume** statements consist of boolean combinations of equality and

disequality. These can be translated into semantically equivalent statements using sequences of nested **if** statements. For each condition in  $\mathcal{G}_{M,w}$ , the translated code is of polynomial size. This crucially relies on the fact that each condition is already expressed in conjunctive normal form. We omit the precise translation, which is straightforward. A few places in the grammar use variables without subscripts to denote the bitvector representation of a number  $n$ , e.g.  $\mathbf{n}$ , and subscripted variables to access the components. Equalities over bitvectors (e.g. **if** ( $\mathbf{b} = \mathbf{n}$ )) ultimately are handled using a conjunction of equalities on each bit. Overflow and underflow in the binary operation rules are not addressed, but could easily be fixed by adding conditional statements and keeping a few variables as flags to signal such events. Finally, when two bitvectors of disequal length are compared (e.g.  $\mathbf{b}$  and  $\mathbf{s}$  in *Check*), the bit-wise comparison of the least significant bits is intended.

We now trace the important parts of the grammar, and encourage the reader to follow along in Fig. 6. The *Move* rule extends the strategy tree by one move or, alternatively, finishes it in *Base* by asserting that configurations are accepting. For extending the tree, the grammar checks which player's turn is next with a conditional statement. On one branch the synthesizer is allowed to choose a transition to make, and on the other the transition is determined by reading from **choice**. After determining the next move in each branch, the *Generate* rule simulates and checks it. The synthesizer iteratively produces the contents of each tape cell inside a **while** loop. It is allowed to branch on the index variables that determine the current iteration (and *not* the secret index  $\mathbf{s}$ ) in order to decide which symbol to produce (see *ProduceCell*.) The grammar checks correctness of a transition only for the particular cell it happens to be tracking (see *Check*). After this, the process is repeated with another *Move*. Recall that in general, a strategy for Eve requires more memory than can be explicitly allocated in program variables. The grammar provides for this memory by placing *Generate* rules under each branch of the *Move* rule. This has the effect of using the program counter as memory, as mentioned earlier.

Our grammar can be produced in time polynomial in  $m = |w|$ . There are polynomially many grammar rules, and each is clearly of size polynomial in  $m$ . The key ideas that make this possible are a bounded loop to produce tape contents and distributing the check for transition correctness across data models. Finally, memory is provided to the synthesizer by choosing a grammar that allows the program structure to grow as a tree, with branches encoding the move history.

$ \begin{aligned} \langle bit \rangle &\rightarrow 0 \mid \dots \mid 1 \\ \langle tape \rangle &\rightarrow \mathbf{t}_1 \mid \dots \mid \mathbf{t}_k \\ \langle idx \rangle &\rightarrow \mathbf{b}_1 \mid \dots \mid \mathbf{b}_{n+1} \\ \langle S \rangle &\rightarrow \langle Prelude \rangle; \langle Move \rangle \\ \langle Move \rangle &\rightarrow \\ &\quad \mid \langle Base \rangle \\ &\quad \mid \text{if}(\text{turn} = 1) \\ &\quad \quad \text{dir} := \langle bit \rangle; \\ &\quad \quad \text{turn} := 0; \\ &\quad \quad \langle Generate \rangle \\ &\quad \text{else} \\ &\quad \quad \text{dir} := \text{choice}(\text{univ}); \\ &\quad \quad \text{assume}(\text{dir} = 0 \vee \text{dir} = 1); \\ &\quad \quad \text{univ} := \text{next}(\text{univ}); \\ &\quad \quad \text{turn} := 1; \\ &\quad \quad \text{if}(\text{dir} = 0) \langle Generate \rangle \\ &\quad \quad \text{else} \quad \langle Generate \rangle \\ \langle Generate \rangle &\rightarrow \\ &\quad \mathbf{b} := 0; \\ &\quad \text{while} (\mathbf{b}_{n+1} \neq 1) \\ &\quad \quad \langle ProduceCell \rangle; \\ &\quad \quad \langle Check \rangle; \\ &\quad \quad \langle Increment \rangle; \\ &\quad \langle Move \rangle \end{aligned} $	$ \begin{aligned} \langle Base \rangle &\rightarrow \\ &\quad \text{if}(\bigvee_{\mathbf{t} \in \Gamma \wedge \text{comp}(\mathbf{t})} \mathbf{c}_2 = \mathbf{t}) \\ &\quad \quad \text{assert}(\bigvee_{\mathbf{t}' \in \Gamma \wedge \text{acc}(\mathbf{t}')} \mathbf{c}_2 = \mathbf{t}') \\ \langle ProduceCell \rangle &\rightarrow \\ &\quad \mid \text{if}(\langle idx \rangle = \langle bit \rangle) \\ &\quad \quad \langle ProduceCell \rangle \\ &\quad \text{else} \\ &\quad \quad \langle ProduceCell \rangle \\ &\quad \mid \text{cell} := \langle tape \rangle \\ \langle Check \rangle &\rightarrow \\ &\quad \text{if}(\mathbf{b} = \mathbf{s}') \\ &\quad \quad \mathbf{c}'_1 := \text{cell} \\ &\quad \text{if}(\mathbf{b} = \mathbf{s}) \\ &\quad \quad \mathbf{c}'_2 := \text{cell} \\ &\quad \quad \text{if}(\mathbf{c}_1 = \mathbf{t}_i \wedge \mathbf{c}_2 = \mathbf{t}_j \\ &\quad \quad \quad \wedge \mathbf{c}_3 = \mathbf{t}_l) \\ &\quad \quad \quad \text{if}(\text{dir} = 0) \\ &\quad \quad \quad \quad \text{assert}(\text{cond}_0) \\ &\quad \quad \quad \text{else} \\ &\quad \quad \quad \quad \text{assert}(\text{cond}_1) \\ &\quad \quad \quad \text{else if}(\mathbf{c}_1 = \mathbf{t}_{i'} \wedge \mathbf{c}_2 = \mathbf{t}_{j'} \\ &\quad \quad \quad \quad \wedge \mathbf{c}_3 = \mathbf{t}_{l'}) \\ &\quad \quad \quad \quad \dots \\ &\quad \text{if}(\mathbf{b} = \mathbf{s}'') \\ &\quad \quad \mathbf{c}'_3 := \text{cell} \\ &\quad \quad \mathbf{c}_1 := \mathbf{c}'_1; \mathbf{c}_2 := \mathbf{c}'_2; \mathbf{c}_3 := \mathbf{c}'_3 \end{aligned} $
---	---

**Fig. 6.** These rules impose the strategy tree structure and check correctness of each move. Note that *Check* elides the full branching on possible windows and uses a shorthand condition **assert**( $\text{cond}_x$ ) to denote **assert**( $\mathbf{c}_2 = \delta_W(\mathbf{x}, \mathbf{t}_i, \mathbf{t}_j, \mathbf{t}_k)$ ) whenever  $\delta_W(\mathbf{x}, \mathbf{t}_i, \mathbf{t}_j, \mathbf{t}_k)$  is defined, and to denote **assert**( $\perp$ ) otherwise. The shorthand notation  $\text{comp}(\mathbf{t})$  holds for any composite symbol  $\mathbf{t} = (x, q) \in \Gamma$ , and  $\text{acc}(\mathbf{t})$  holds for any composite symbol  $\mathbf{t} = (x, q)$  with  $g(q) = \text{acc}$ . See Fig. 7 for *Prelude* and *Increment*.



<pre> ⟨Prelude⟩ →   ⟨DistinctConstants⟩;   assume(⋀<sub>i∈[m]</sub> w<sub>i</sub> = t<sub>w<sub>i</sub></sub>);   assume(⋀<sub>i∈[n]</sub> s<sub>i</sub> = 0 ∨ s<sub>i</sub> = 1);   assume(s' = s ∧ s'' = s);   ⟨SetPred⟩; ⟨SetSucc⟩;   b := 0;   while (b<sub>n+1</sub> ≠ 1)     if(b = 0)       cell := w<sub>1</sub>     else if(b = 1)       cell := w<sub>2</sub>     ...     else if(b = n)       cell := w<sub>n</sub>     else       cell := t<sub>blank</sub>   if(b = s')     c<sub>1</sub> := cell   if(b = s)     c<sub>2</sub> := cell   if(b = s'')     c<sub>3</sub> := cell   ⟨Increment⟩   turn := 1  ⟨DistinctConstants⟩ →   assume(0 ≠ 1);   assume(⋀<sub>i,j∈[m], i≠j</sub> w<sub>i</sub> ≠ w<sub>j</sub>);   assume(⋀<sub>i,j∈[k], i≠j</sub> t<sub>i</sub> ≠ t<sub>j</sub>) </pre>	<pre> ⟨Increment⟩ →   if (b<sub>1</sub> = 0)     b<sub>1</sub> := 1   else     b<sub>1</sub> := 0     if (b<sub>2</sub> = 0)       b<sub>2</sub> := 1     else       b<sub>2</sub> := 0       if (b<sub>3</sub> = 0)         ...  ⟨SetPred⟩ →   if (s'<sub>1</sub> = 0)     s'<sub>1</sub> := 1     if (s'<sub>2</sub> = 0)       s'<sub>2</sub> := 1       ...   else     s'<sub>2</sub> := 0   else     s'<sub>1</sub> := 0  ⟨SetSucc⟩ →   if (s''<sub>1</sub> = 1)     s''<sub>1</sub> := 0     if (s''<sub>2</sub> = 1)       s''<sub>2</sub> := 0       ...   else     s''<sub>2</sub> := 1   else     s''<sub>1</sub> := 1 </pre>
--	---

**Fig. 7.** *Prelude* encodes the input tape symbols in the variables  $w_i$ , where  $t_{w_i}$  denotes the corresponding tape symbol constant. It also establishes the secret tracked cell index in variables  $s_j$ . The **while**-loop prepares the initial tape configuration. To the right are the rules for bitvector operations *Increment*, *SetPred*, and *SetSucc*.

## E.2 Correctness

**Theorem 11.** *M accepts input w iff there exists a coherent program  $p \in \mathcal{G}_{M,w}$  that is correct.*

*Proof.* ( $\Rightarrow$ ) Let  $T$  be an accepting computation tree for  $M$  on  $w$ . We are to produce a coherent  $p \in \mathcal{G}_{M,w}$  that satisfies its assertions. We can build  $p$  during a pre-order traversal of  $T$ . Note that  $p$  will contain branches under the *Move* rule that are not taken under any data model, and hence do not affect correctness. This is simply by dint of the fact that it is only one player's turn in each step. It does not matter how these branches are synthesized, so we can take them to all use the *Base* rule. We now proceed to describe only those program branches that are relevant to ensuring that all assertions hold. The *Prelude* rule corresponds to the root of  $T$  and produces the initial configuration, from which the initial window contents are set in  $c$ .

During traversal, if we reach in  $T$  a configuration  $c_{j-1}$  ( $j > 0$ ) that is existential, choose  $\text{dir} := 0$  (left) in the **if** branch of *Move* if it is the case that  $c_j$  is the left child of  $c_{j-1}$ . Otherwise choose  $\text{dir} := 1$  (right). In *ProduceCell* under *Generate*, expand such that every possible cell index (valuation of  $\mathbf{b}$ ) is branched upon. Choose  $\text{cell} := \mathbf{t}_s$  in the leaf of the branch for  $(\mathbf{b} = \mathbf{i})$ , where  $(c_j)_i = t_s$ . It is not hard to see that for every interpretation of the index  $\mathbf{s}$  (where  $\mathbf{s}$  ranges over possible cells to track) the transition assertion in *Check* will indeed hold. We have made sure to select the correct choice for  $\text{dir}$  and the transitions in the computation tree are correct by assumption. If  $c_{j-1}$  is a universal configuration with left and right children  $c_j^l$  and  $c_j^r$  in  $T$ , proceed in a similar manner to that of the existential case for the left *Generate* subtree in the **else** branch of *Move*, and upon returning to this branch in the traversal, do the same for the *Generate* subtree on the right. Upon encountering a leaf of  $T$  (which is an accepting configuration), take the terminating *Base* rule under *Move*. This asserts that any cell containing a machine state symbol in fact contains the accept state symbol. Since our procedure only ever produces cell contents corresponding to valid machine configurations that proceed according to the transition relation, it is the case that in every interpretation in which the tracked cell contains a state symbol we have  $c_2' = \mathbf{q}_{acc}$ .

Any program from  $\mathcal{G}_{M,w}$  will be coherent, as noted in our discussion about Boolean programs in Section 6. The grammar ensures that no memoizing failures are possible, since every variable is effectively Boolean, with the exception of the hardcoded machinery for reading universal moves from the data model. In that case, terms are computed in a linear fashion and there is no chance for recomputation. Finally, all assumes are early by virtue of the fact that no variables appearing in equality conditions are ever used in a computation with an uninterpreted function.

( $\Leftarrow$ ) Suppose we have the derivation tree of a coherent program  $p \in \mathcal{G}_{M,w}$  such that  $p$  satisfies its assertions. We are to show there is an accepting computation tree for  $M$  on  $w$ . Consider two cases:

**Case: no moves.** In this case  $p$  does not make any moves, which corresponds in its derivation tree to the *Move* production immediately rewriting to *Base*. Since  $p$  is correct, it satisfies its assertions (in all data models) and, in particular, it satisfies them in a model where the tracked cell contains the initial state symbol  $\mathbf{q}_{init}$ . That is, the success of **assert**( $c_2 = \mathbf{q}_{acc}$ ) implies that  $q_{init} = q_{acc}$ . Hence  $M$  has the initial configuration as a trivial accepting computation tree on  $w$ .

**Case: some moves.** Let us think of the depth of the derivation tree for  $p$  only in terms of the rules *S*, *Move*, *Generate*, and *Prelude*. This allows us to speak of the number of moves in  $p$  in terms of the depth of its derivation tree. Now, suppose  $p$  has a derivation tree in  $\mathcal{G}_{M,w}$  of depth  $2m + 2$ , with  $m > 0$  ( $m$  is the number of moves). We build an accepting computation tree as follows.

**Base:** The root of the budding computation tree is  $c_0 = a_1 \dots a_{2^n}$ , where  $a_i$  is the tape symbol corresponding to the choice for the  $i$ th cell in the *Prelude*

loop. We can simulate the loop (which is bounded) to obtain the cell contents. It is clear that this is the proper initial configuration for  $M$  on  $w$ .

**Inductive:** The inductive case proceeds similarly to the pre-order traversal from the other direction of our proof. Universal turns involve building two branches of the computation tree, whereas existential turns only build one. Once again, we ignore the infeasible branches of the derivation tree, and we can determine which branches these are by keeping track of the `turn` variable during the traversal. For existential turns in the derivation tree, we build the next configuration by inspecting the cell choices (via simulation of the bounded loop) in the *Generate* subtree (under the `if` branch of *Move*). Suppose the configuration  $c_{next}$ , so generated, were not correct. That is,  $c_{next}$  does not follow according to the transition relation  $\delta_W$  from the computation tree parent  $c_{prev}$ . Then there must be some index  $k$  for which cell  $k$  of  $c_{next}$  is wrong according to  $\delta_W$ . But there is then a model where  $(s = k)$  holds, and hence the corresponding assertion inside *Check* fails, contradicting the correctness of  $p$ . Universal turns in the derivation tree are processed similarly to existential turns by first traversing the left *Generate* subtree and later the right.

Finally, since the derivation tree is finite, the last derivation on every branch gives the assert for  $q_{acc}$ . There is a model where the tracked cell contains the final machine state symbol. In that model, the satisfaction of the assertion ensures that the configuration at every leaf in the computation tree is indeed an accepting configuration.  $\square$

## F Proof of Lower Bound for Transition System Synthesis

We show that the realizability and synthesis problems are EXPTIME-hard using a reduction from the membership problem for alternating Turing machines with polynomial space bound. The goal of the reduction is to design a specification ( $\mathcal{A}_R^{\sim}$  and  $\mathcal{A}_S^{\sim}$ ) such that a correct and coherent transition system that satisfies it will witness an accepting computation for the Turing machine.

The key to modeling the desired Turing machine (TM) semantics in  $\mathcal{A}_R^{\sim}$  is to observe that there is a relationship between the transitions of a specification automaton  $\mathcal{A}_R^{\sim}$  and the nodes of a transition system  $TS$  that satisfies it. Notice that the only way for our transition systems to produce executions containing **assume**( $x = y$ ) is to branch at a **check**( $x = y$ ) node. Thus, any execution ending with an equality assumption is always accompanied by a corresponding execution ending with a disequality assumption instead. As in the program synthesis reduction grammar, we want to restrict our attention to only certain data models. For example, we want to make sure that the variables we use to model the TM tape cells initially contain the input symbols. In the program case, we used statements of the form **assume**( $x = y$ ) to achieve this. Here however, we introduce rules in the transition relation for  $\mathcal{A}_R^{\sim}$  that allow reading either **assume**( $x = y$ ) or **assume**( $x \neq y$ ). The state reached by reading the negated condition ( $x \neq y$  in this example) will be an accepting state for  $\mathcal{A}_R^{\sim}$ . This reflects the fact that we are uninterested in requiring anything of executions where the TM does not begin with the appropriate input symbols on its tape. See Fig. 8 for a picture that illustrates this kind of modeling. Assertions can be modeled in a similar way. Recall that, besides assignment statements, our transition systems are restricted to checking equality and disequality conditions and asserting false. Thus, to model **assert**( $x = y$ ) a transition system would first branch on **check**( $x = y$ ), proceeding with computation in the affirmative branch and reaching **assert**( $\perp$ ) in the negative branch. Such assertions can be enforced in  $\mathcal{A}_R^{\sim}$  by introducing transitions for **assume**( $x = y$ ) and **assume**( $x \neq y$ ), with the latter transitioning to an accepting state after reading **assert**( $\perp$ ). See Fig. 9 for a picture that illustrates this kind of modeling.

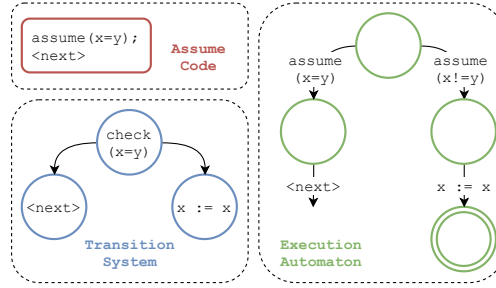
Having made the observation that some of the components from the program synthesis reduction grammar can be modeled in the transitions of the specification automaton  $\mathcal{A}_R^{\sim}$ , we emphasize once more the key difference between program and transition system synthesis. If we attempted to recreate the 2EXPTIME-hardness proof in this setting, we would be unable to hide information from the synthesizing algorithm. Imagine that we try using variables to store the secret index of the tape cell being checked. In order for these variables to serve the purpose of the lower bound proof, they will eventually be involved in a **check** node. This has the effect of permanently leaking their values to the synthesis algorithm, which can make synthesis decisions on the basis of that information. Indeed, program specification in terms of grammars allows one to enforce the uniformity of synthesized code, whereas specification in terms of acceptable executions does not. This leads to an easier problem.

We now give an overview of the reduction from alternating polynomial-space TMs. The structure is quite similar to that of the reduction for grammar-restricted program synthesis, and we hence omit many details.

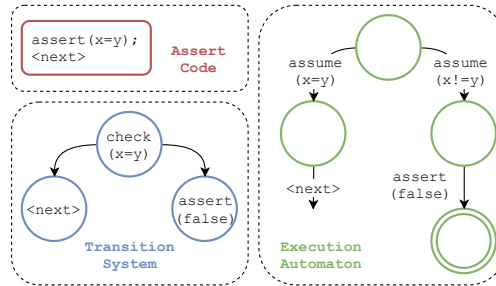
### F.1 Gist of the Reduction

Given an alternating TM  $M$  with polynomial space bound, and input  $w$  with  $|w| = m$ , we must construct a specification consisting of deterministic execution automata  $\mathcal{A}_R^{\text{'''}}$  and  $\mathcal{A}_S^{\text{'''}}$  such that there is a correct and coherent transition system satisfying the specification exactly when  $M$  accepts  $w$ . We will assume that  $M$  uses a counter to ensure its termination in  $2^{\text{poly}(m)}$  time. Let us now discuss the key aspects of  $\mathcal{A}_R^{\text{'''}}$ . We omit the full description, and instead compare the main components to the corresponding ones in the reduction grammar for program synthesis. Note that  $\mathcal{A}_S^{\text{'''}}$  will accept the prefix closure of  $L(\mathcal{A}_R^{\text{'''}})$ . It can be constructed by a simple modification that makes final any automaton state that is part of a path from the initial state to a final state in  $\mathcal{A}_R^{\text{'''}}$ .

The states and transitions of  $\mathcal{A}_R^{\text{'''}}$  can be divided based on which of four main goals they serve. The first goal is to initialize the program variables that model the TM tape cells. This can be accomplished with a polynomial number of **assume** transitions, as mentioned earlier and depicted in Fig. 8. The second goal is to simulate the decision for the next player (either Adam or Eve). Similar to the program synthesis reduction grammar, we can use variables  $turn$  and  $dir$  to model the TM alternation and the transition choice, respectively. The third goal is to facilitate the generation of new tape contents after a transition decision is made. Similar to the program grammar reduction, the tape contents are produced iteratively and the correctness of each choice is checked by referring to a sliding window of three previous tape cells. An important difference is that we can store the entire tape contents



**Fig. 8.** To model the **Assume Code**, use the **Transition System**, which can be specified with the **Execution Automaton**. Note that the assignment statement could be replaced by any arbitrary statement that has no bearing on correctness, and *next* represents whatever code may follow the assume.



**Fig. 9.** To model the **Assert Code**, use the **Transition System**, which can be specified with the **Execution Automaton**, where *next* represents whatever code may follow the assert.

in variables, since the TM uses at most polynomial space. Further, each cell can be updated in sequence without any counter. There are a polynomial number of tape cell updates for any given machine transition, and each update can be specified and checked with a bounded amount of nested branching with **assume** transitions. After each cell is updated, we can model an **assert** to ensure the update follows the appropriate TM transition. Recall that adequate memory was ensured in the grammar reduction by requiring programs to branch on transition choices. Analogously, in  $\mathcal{A}_R^{\text{'''}}$  we include transitions for **assume**( $dir = 0$ ) and **assume**( $dir \neq 0$ ) to enforce branching, and thus adequate memory. Following the polynomially large sequence of transitions for choosing tape symbols and checking their correctness, the automaton returns to the *turn* and *dir* machinery to (possibly) repeat the process.

At some point, rather than simulating another turn and transition, the execution should be allowed to finish. Once again, this is handled in a similar way as in the program case. We ensure that the contents of the tape variables indeed constitute an accepting configuration by checking that if a tape variable contains a state symbol, then that symbol must be the accepting state symbol. This can easily be accomplished in a manner similar to checking correctness of tape transitions. Note that all automaton nodes discussed above involve implicit transitions to an absorbing reject state for all unmentioned letters. Each of the four goals outlined above can be easily implemented with number of states polynomial in the size of the TM input. Furthermore, the prefix automaton  $\mathcal{A}_S^{\text{'''}}$  can be constructed by making every state accepting, with the exception of the absorbing reject state.

## F.2 Correctness

First suppose there is an accepting computation tree  $T$  for  $M$  on input  $w$ , with  $|w| = m$ . We must show there is a correct transition system  $TS$  whose executions are contained in the language of the automaton  $\mathcal{A}_R^{\text{'''}}$  described above. The transition system somewhat resembles  $T$ . It models each alternation in  $T$  with a **check**( $turn = 1$ ) node, branching to simulate a move from either Adam or Eve according to the transitions in  $T$ . To simulate Eve, the system can choose an assignment node labeled by  $dir := 0$  or  $dir := 1$ , depending on the corresponding transition in  $T$ . To simulate Adam, the system must go to a sequence of assignment nodes to read a move decision from the uninterpreted function *choice*, as in the grammar reduction. After this, the system is forced (by construction of  $\mathcal{A}_R^{\text{'''}}$ ) to generate correct updates for each tape cell variable, depending on which transition decision was made. Each choice can be determined by referring to configurations in the corresponding branches of  $T$ . Producing each tape symbol is accomplished with a sequence of **check** and assignment nodes. Finally, since  $T$  contains correct transitions, all of the complete executions for  $TS$  resulting from transition correctness checks will be correct. Similarly, complete executions arising from checking that an ending state is accepting will also be correct, since the leaves of  $T$  are accepting configurations.

In the other direction, given a correct transition system  $TS$  whose complete executions are in  $L(\mathcal{A}_R^{\overline{\overline{\overline{\cdot}}}})$  and whose partial executions are in  $L(\mathcal{A}_S^{\overline{\overline{\overline{\cdot}}}})$ , an accepting computation tree  $T$  for  $M$  on  $w$  can be built by simulating  $TS$  (as in the program synthesis lower bound proof). Each transition in  $T$  will proceed according to the transition relation for  $M$  because  $TS$  (which is correct) has executions that assert this. Since  $TS$  has executions that assert the final tape contents constitute accepting configurations, every leaf of  $T$  will indeed be an accepting configuration. Note we have assumed that machine  $M$  keeps a counter to ensure termination in exponential time. Thus no correct  $TS$  that satisfies the specification can go on simulating (without halting) beyond this time bound, since it correctly simulates all machine transitions. Finally, all executions allowed by  $\mathcal{A}_R^{\overline{\overline{\overline{\cdot}}}}$  are easily seen to be coherent.

## G Synthesizing Recursive Programs

We extend the positive result of Section 5 to synthesize coherent, recursive uninterpreted programs. The setup for the problem is very similar. Given a grammar that identifies a class of (now) *recursive* programs, the goal is to determine if there is a program in the class that is coherent and correct. We now introduce the class of recursive programs, their semantics, and some other background.

### G.1 Recursive Programs and their Semantics

To keep the presentation simple, we impose restrictions on the program syntax, none of which limit the generality of our results. Let us fix the set of program variables to be  $V = \{v_1, v_2, \dots, v_r\}$ , along with an ordering  $\langle V \rangle = v_1, v_2, \dots, v_r$ . The programs we consider will have recursively defined methods, and we fix the names of such methods to belong to a finite set  $M$ . We will assume that  $m_0 \in M$  denotes the “main” method, which is invoked when the program is executed. Without loss of generality, we assume the set of local variables for any method  $m \in M$  is  $V$ ; methods can ignore variables if they like. We also assume that the set of formal parameters for each method is  $V$ , called in the order  $\langle V \rangle$ . None of these are serious restrictions. Methods return multiple values, which are assigned by the caller to local variables. Therefore, for every method  $m$ , we fix  $\mathbf{o}_m$  to be the (ordered) *output variables* of  $m$ ; the variables in  $\mathbf{o}_m$  will be among the variables in  $V$ . We require variables in  $\mathbf{o}_m$  to be distinct to avoid implicit aliasing. A recursive program is a sequence of method definitions, where each definition can make use of other methods. The formal grammar for recursive programs is given below.

$$\begin{aligned}
\langle pgm \rangle_{M,V} &::= m \Rightarrow \mathbf{o}_m \langle stmt \rangle_{M,V} \mid \langle pgm \rangle_{M,V} \langle pgm \rangle_{M,V} \\
\langle stmt \rangle_{M,V} &::= \mathbf{skip} \mid x := y \mid x := f(\bar{z}) \\
&\quad \mid \mathbf{assume}(\langle cond \rangle_V) \\
&\quad \mid \mathbf{assert}(\langle cond \rangle_V) \\
&\quad \mid \langle stmt \rangle_{M,V} ; \langle stmt \rangle_{M,V} \\
&\quad \mid \mathbf{if}(\langle cond \rangle_V) \mathbf{then} \langle stmt \rangle_{M,V} \mathbf{else} \langle stmt \rangle_{M,V} \\
&\quad \mid \mathbf{while}(\langle cond \rangle_V) \langle stmt \rangle_{M,V} \mid \bar{w} := m(\langle V \rangle) \\
\langle cond \rangle_V &::= x = y \mid x \neq y
\end{aligned}$$

Here  $x, y, \bar{z}, \bar{w}$  belong to  $V$ , and the length of vector  $\bar{w}$  must match the output  $\mathbf{o}_m$ . A program is simply a sequence of method definitions, and the main method  $m_0$  is invoked first when the program is run. The most important new statement in the grammar is  $\bar{w} := m(\langle V \rangle)$ , wherein a method  $m$  is called and the return values are assigned to the vector of variables  $\bar{w}$ .

Different aspects associated with the semantics of such programs, like executions, terms, coherence, etc., are given below. Precise definitions for many of these concepts were first presented in [40]. Executions of recursive programs are words over the alphabet  $\Pi_V$ , along with two other sets of symbols

$$\{\text{“call } m\text{”} \mid m \in M\} \text{ and } \{\text{“}\bar{z} := \mathbf{return}\text{”} \mid \bar{z} \in V^r \ r \in [|V|]\},$$



which correspond to invoking a method and returning from it, and assigning the outputs to local variables in the caller. The set of executions of a recursive program is easy to define, and it is a context-free language.

## G.2 Executions

The recursive programs in this language have a natural call-by-value semantics, given a data model that interprets constants and function symbols. Executions are words over the following alphabet.

$$\Pi_{M,V} = \{ "x := y", "x := f(\bar{z})", "\mathbf{assume}(x = y)", "\mathbf{assume}(x \neq y)", \\ "\mathbf{assert}(\perp)", "\mathbf{call } m", "\bar{z} := \mathbf{return}" \mid x, y \in V, \bar{z} \in V^r, r \in [|V|], m \in M \}.$$

The (complete) executions of a recursive program  $P$  form a context-free language defined by the following grammar. For each method  $m \in M$ , we denote by  $s_m$  the body, written over the grammar  $\langle stmt \rangle_{M,V}$ , in the definition of  $m$ . The grammar that defines the set of executions has non-terminals of the form  $X_s$  for each  $s \in \langle stmt \rangle_{M,V}$  appearing in the program text  $P$ . The grammar rules are given below.

$$\begin{aligned} X_\epsilon &\rightarrow \epsilon \\ X_{\mathbf{skip};s} &\rightarrow X_s \\ X_{x:=y;s} &\rightarrow "x := y" \cdot X_s \\ X_{x:=f(\bar{z});s} &\rightarrow "x := f(\bar{z})" \cdot X_s \\ X_{\mathbf{assume}(c);s} &\rightarrow "\mathbf{assume}(c)" \cdot X_s \\ X_{\mathbf{assert}(\perp);s} &\rightarrow "\mathbf{assert}(\perp)" \cdot X_s \\ X_{\mathbf{if } (c) \mathbf{ then } s_1 \mathbf{ else } s_2; s} &\rightarrow "\mathbf{assume}(c)" \cdot X_{s_1;s} \\ X_{\mathbf{if } (c) \mathbf{ then } s_1 \mathbf{ else } s_2; s} &\rightarrow "\mathbf{assume}(\neg c)" \cdot X_{s_2;s} \\ X_{\mathbf{while } (c)\{s_1\}; s} &\rightarrow "\mathbf{assume}(c)" \cdot X_{s_1; \mathbf{while } (c)\{s_1\}; s} \\ X_{\mathbf{while } (c)\{s_1\}; s} &\rightarrow "\mathbf{assume}(\neg c)" \cdot X_s \\ X_{\bar{z}:=m(\langle V \rangle); s} &\rightarrow "\mathbf{call } m" \cdot X_{s_m} \cdot "\bar{z} := \mathbf{return}" \cdot X_s \end{aligned}$$

The set of executions of a program  $P$ , denoted  $\text{Exec}(P)$ , is the language of the above grammar using start symbol  $X_{s_{m_0};\epsilon}$ . The set of *partial executions*, denoted  $\text{PExec}(P)$ , is the set of prefixes of executions in  $\text{Exec}(P)$ .

Observe that all production rules except the one involving method calls are right linear. Further, we can partition the symbols in  $\Pi_{M,V}$  into *call*, *return*, and *internal* alphabets:  $\{ "\mathbf{call } m" \}$  is the call alphabet,  $\{ "\bar{z} := \mathbf{return}" \}$  is the return alphabet, and the remaining symbols constitute the internal alphabet. With respect to such a partition, it is easy to see that  $\text{Exec}(P)$  is a *visibly context-free* language [3].

The definition of coherent executions and programs can be extended to the recursive case. To do this, we need to identify the syntactic term stored in a variable after a partial execution, the set of syntactic terms computed during a completed execution, and the collection of equality assumptions made during an execution. These are natural extensions of the corresponding concepts in the

non-recursive case to a call-by-value semantics. Based on these notions, coherence is defined in exactly the same manner as in the non-recursive case. That is, executions are coherent if they are memoizing and have early assumes, and programs are coherent if all their executions are coherent. We skip the formal definition.

### G.3 Recursive Programs as Trees

As in the non-recursive case, we represent recursive programs as finite trees, and the synthesis problem reduces to searching for a program tree that is coherent, correct, and is generated by a given grammar  $\mathcal{G}$ . Here we describe how we represent recursive programs as trees. Recall that a recursive program is nothing but a sequence of method definitions. Therefore, our tree representation of a program is a binary tree with root labeled by “**root**”, where the right-most path in the tree has labels of the form “ $m \Rightarrow \mathbf{o}_m$ ”, and the left child of such a node is the tree representing the body of the method definition of  $m$ . Since a method body is nothing but a program statement, we can use a tree representation similar to the one used for non-recursive programs. We give an inductive definition for such a tree. Our description presents trees as terms with the understanding that  $\ell(t_1, t_2)$  represents a tree with root labeled by  $\ell$  and left and right sub-trees  $t_1$  and  $t_2$ , respectively. Implicitly,  $\ell(t)$  is a tree with label  $\ell$  and *left* sub-tree  $t$ . With respect to our grammar, programs don’t have a unique parse, since ; is associative. In the description below, we assume some parsing that resolves this ambiguity. The tree associated with a program  $p$  is “**root**”(Tree( $p$ )), where Tree( $p$ ) is defined inductively below.

$$\begin{aligned}
\text{Tree}(\epsilon) &= \epsilon \\
\text{Tree}(m \Rightarrow \mathbf{o}_m \ s \ p') &= “m \Rightarrow \mathbf{o}_m”(\text{Tree}(s), \text{Tree}(p')) \\
\text{Tree}(\text{skip}) &= “\text{skip}” \\
\text{Tree}(x := y) &= “x := y” \\
\text{Tree}(x := f(\bar{z})) &= “x := f(\bar{z})” \\
\text{Tree}(\text{assume}(c)) &= “\text{assume}(c)” \\
\text{Tree}(s_1 ; s_2) &= “\text{seq}”(\text{Tree}(s_1), \text{Tree}(s_2)) \\
\text{Tree}(\text{if}(c) \text{ then } s_1 \text{ else } s_2) &= “\text{ite}(c)”(\text{Tree}(s_1), \text{Tree}(s_2)) \\
\text{Tree}(\text{while}(c) \ s) &= “\text{while}(c)”(\text{Tree}(s)) \\
\text{Tree}(\bar{z} := m(\langle V \rangle)) &= “\bar{z} := m(\langle V \rangle)”
\end{aligned}$$

Given a data model, every partial execution naturally maps each program variable to a value in the universe of the data model. We skip the formal definition. The notions of an execution being feasible in a data model (i.e., all assume statements must hold when encountered) and a program being correct (i.e., all executions of the form  $\rho \cdot \text{assert}(\perp)$  are infeasible in all data models) can be extended naturally to recursive programs.

We conclude this section by restating important observations from [40] regarding recursive programs.

**Theorem 12 ([40]).** *Given a recursive program  $P$ , checking if  $P$  is coherent is decidable in EXPTIME. Further, checking correctness of a coherent recursive program is decidable in EXPTIME.*

The proof of Theorem 12 relies on the observation that there are *visibly pushdown automata*<sup>4</sup> for the sets of *coherent executions* and *coherent executions that are correct*. These automata, denoted  $\mathcal{A}_{\text{rcoh}}^{\text{v}}$  and  $\mathcal{A}_{\text{rcor}}^{\text{v}}$ , respectively, are both of size  $O(2^{\text{poly}(|V|)})$ . Since the set of all program executions is also a visibly context-free language, decidability follows from taking appropriate automata intersections and checking for emptiness. By taking cross-products, we can conclude there is a visibly pushdown automaton  $\mathcal{A}_{\text{rcc}}^{\text{v}}$  of size  $O(2^{\text{poly}(|V|)})$  that accepts the set of all recursive executions which are both coherent and correct; as in the non-recursive case, we exploit  $\mathcal{A}_{\text{rcc}}^{\text{v}}$  for synthesis.

#### G.4 Synthesizing Correct, Coherent Recursive Programs

The approach to synthesizing recursive programs is similar to the non-recursive case. Once again, given a grammar  $\mathcal{G}$ , the set of trees corresponding to recursive programs generated by  $\mathcal{G}$  is regular; let  $\mathcal{A}_{\mathcal{G}}^{\Delta}$  be the tree automaton accepting this set of trees. The crux of the proof is to show that there is a two-way alternating tree automaton  $\mathcal{A}_{\text{rcc}}^{\Delta}$  that accepts exactly the collection of all trees that correspond to recursive programs that are coherent and correct. The synthesis algorithm then involves checking if there is a common tree accepted by both  $\mathcal{A}_{\mathcal{G}}^{\Delta}$  and  $\mathcal{A}_{\text{rcc}}^{\Delta}$ , and if so constructing such a tree. The latter problem is easily reduced to tree automaton emptiness, so we next describe how to construct the automaton  $\mathcal{A}_{\text{rcc}}^{\Delta}$ .

The construction of  $\mathcal{A}_{\text{rcc}}^{\Delta}$  is similar to the construction of  $\mathcal{A}_{\text{cc}}^{\Delta}$  in the non-recursive case. On an input tree  $t$ ,  $\mathcal{A}_{\text{rcc}}^{\Delta}$  will generate all executions of the program corresponding to  $t$  by walking up and down  $t$  and checking if each one of them is coherent and correct by simulating  $\mathcal{A}_{\text{rcc}}^{\text{v}}$ . The challenge is to account for recursive function calls and the fact that  $\mathcal{A}_{\text{rcc}}^{\text{v}}$  is a (visibly) pushdown automaton rather than a simple finite automaton. Giving a precise formal description of  $\mathcal{A}_{\text{rcc}}^{\Delta}$  will be notationally cumbersome, and obfuscates the ideas behind the construction. We give only an outline, and leave working out the precise details to the reader.

Like in the non-recursive case,  $\mathcal{A}_{\text{rcc}}^{\Delta}$  will simulate  $\mathcal{A}_{\text{rcc}}^{\text{v}}$  as each execution is generated. Since  $\mathcal{A}_{\text{rcc}}^{\text{v}}$  does not change its stack, except on “**call**  $m$ ” and “ $\bar{z} := \text{return}$ ”, we can simulate  $\mathcal{A}_{\text{rcc}}^{\text{v}}$  on most symbols by simply keeping track of the control state of  $\mathcal{A}_{\text{rcc}}^{\text{v}}$ . The interesting case to consider is that of method invocation. Suppose  $\mathcal{A}_{\text{rcc}}^{\Delta}$  is at a leaf labeled “ $\bar{z} := m(\langle V \rangle)$ ”. Let  $q$  be the control state of  $\mathcal{A}_{\text{rcc}}^{\text{v}}$  after the execution thus far. Executing the statement  $\bar{z} := m(\langle V \rangle)$  gives a partial trace of the form “**call**  $m$ ” ·  $\rho$  · “ $\bar{z} := \text{return}$ ”, where  $\rho$  is an execution of method  $m$ . Suppose  $\mathcal{A}_{\text{rcc}}^{\text{v}}$  on symbol “**call**  $m$ ” from state  $q$  goes to state  $q_1$  and pushes  $\gamma$  on the stack. Notice that no matter what  $\rho$  (the execution of method

<sup>4</sup> Visibly pushdown automata [2], in our context, have the property that they push one symbol to the stack when reading **call**  $m$ , pop one symbol on reading  $\bar{z} := \text{return}$ , and leave the stack unchanged otherwise.

$m$ ) is, since  $\mathcal{A}_{\text{rcc}}^{\text{---}}$  is visibly pushdown, the stack at the end of  $\rho$  will be the same as that at the beginning. Therefore,  $\mathcal{A}_{\text{rcc}}^{\hat{\Delta}}$  will (nondeterministically) guess the control state  $q_2$  of  $\mathcal{A}_{\text{rcc}}^{\text{---}}$  at the end of method  $m$ .  $\mathcal{A}_{\text{rcc}}^{\hat{\Delta}}$  will send two copies. One copy will simulate the rest of the program (after  $\bar{z}:=m(\langle V \rangle)$ ) from the state  $q'$ , which is the state of  $\mathcal{A}_{\text{rcc}}^{\text{---}}$  after reading “ $\bar{z}:=\text{return}$ ” from  $q_2$  and popping  $\gamma$ . The second copy will simulate the method body of  $m$  to confirm that there is an execution of  $m$  from state  $q_1$  to  $q_2$ . To simulate the method body of  $m$ ,  $\mathcal{A}_{\text{rcc}}^{\hat{\Delta}}$  will walk all the way up to the root, and then walk down, until it finds the place where the definition of  $m$  resides in the tree.  $\mathcal{A}_{\text{rcc}}^{\hat{\Delta}}$  will also need to account for the possibility that the call to  $m$  does not terminate; in this case, it will send one copy to simulate the body of  $m$ , and if that body ever terminates,  $\mathcal{A}_{\text{rcc}}^{\hat{\Delta}}$  will reject. Given this informal description, one can say that a state of  $\mathcal{A}_{\text{rcc}}^{\hat{\Delta}}$  will be of the form  $(p, q_1, q_2)$ , where  $q_1$  and  $q_2$  are a pair of states of  $\mathcal{A}_{\text{rcc}}^{\text{---}}$  with the intuition that  $q_1$  is the current state of  $\mathcal{A}_{\text{rcc}}^{\text{---}}$ ,  $q_2$  is the target state to reach at the end of the method, and  $p$  is some finite amount of book-keeping information needed to perform tasks like finding an appropriate method body to simulate, whether the method will return, etc. Thus, the size of  $\mathcal{A}_{\text{rcc}}^{\hat{\Delta}}$  will be  $O(2^{\text{poly}(|V|)})$ .

**Theorem 13.** *The program synthesis problem for uninterpreted, coherent, recursive programs is decidable in 2EXPTIME; in particular the algorithm is doubly exponential in the number of program variables and linear in the size of the input grammar. Furthermore, a tree automaton representing the set of all correct, coherent, recursive programs conforming to the grammar can be constructed in the same time. Finally, the problem is also 2EXPTIME-hard.*

The 2EXPTIME lower bound follows from the non-recursive case (Section 6.3).