

ONLINE COMMUNITY DETECTION BY SPECTRAL CUSUM

Minghe Zhang Liyan Xie Yao Xie

School of Industrial and Systems Engineering, Georgia Institute of Technology, Atlanta, GA, USA.

ABSTRACT

We present an online community change detection algorithm called *spectral CUSUM* to detect the emergence of a community using a subspace projection procedure based on a Gaussian model setting. Theoretical analysis is provided to characterize the average run length (ARL) and expected detection delay (EDD), as well as the asymptotic optimality. Simulation and real data examples demonstrate the good performance of the proposed method.

Index Terms— Community detection, spectral method, online change-point detection

1. INTRODUCTION

Detecting community changes within a network structure is one of the most fundamental and challenging problems in high dimensional data analysis. It is commonly seen in real applications such as swarm behavior monitoring [1] and social network change detection [2]. In many scenarios, the graph structure is supposed to be sparse, thus the change can be represented as a linear subspace expanded by eigenvectors of the graph adjacency matrices.

There's a wide research study for off-line community detection which deals with static networks. For example, spectral methods based on eigenvectors of the graph Laplacian are used in [3, 4]. The so-called Kernighan–Lin algorithm [5] uses a greedy algorithm to improve an initial division of the network. Fortunato [6] provides a comprehensive introduction from a statistical inference point of view which readers can refer to this for more details.

Online community change detection is also of great significance if we are dealing with dynamic networks. For instance, a modularity based online community detection algorithm [7] is used to deal with large complex networks. Simensen's work [8] for online community detection is based on the adjacency matrix of the dynamic graphs. Reconstruction of planted clustering is applied in [9] given the ability to query for small pieces of local information about the graph. However, none of these works give a statistical perspective and asymptotic analysis for quickest change-point detection in communities.

The contribution of this paper can be summarized as follows. We represent a dynamic random graph using the model where every edge is sampled from a Gaussian distribution.

Then we propose the spectral CUSUM procedure to detect the emerging communities in a low dimensional subspace. Theoretical analysis is provided to show the asymptotic optimality of our approach.

The stochastic block model (SBM) [10, 11] has been widely used and extensively studies in the last few decades mainly to solve these challenges. In this paper, we consider a different setting where the samples are generated from Gaussian distributions with different mean values for different groups. Although the stochastic block model is a natural one for modeling communities, the Gaussian model is flexible and meaningful as well. However, in the Gaussian case, the analysis technique is different from the SBM. To the best of our knowledge, this is the first theoretical results characterizing the threshold of the community detection task under Gaussian models.

2. PROBLEM SETUP

Consider a dynamic network with n nodes (e.g., individuals, users, sources) and we could obtain an online sequence of observations. At each time t , we observe a noisy network which is represented by an undirected weighted graph $G_t = (V_t, E_t)$, $t = 1, 2, \dots$ where V_t and E_t are the nodes set and edges set, respectively; $G_t \in \mathbb{R}^{n \times n}$ can be regarded as an adjacency matrix or a noisy influence matrix, and each entry $(G_t)_{ij}$ represents the effect from node i to node j at time t . In our problem setting, G_t is symmetric since it represents an undirected graph.

We focus on the so-called *emerging community* detection problem, where the network has no community structure at the beginning but forms m communities (C_1, \dots, C_m) after the change. Suppose there are no overlapping communities, each node belongs to one single community. For each node i belonging to k -th community, we introduce an indicator variable $a_i \in \mathbb{R}^m$ having a 1-of- m representation in which the k -th entry is equal to 1 and all other entries are equal to 0. It can be verified that:

$$a_i^T a_j = \begin{cases} 1 & \text{if } \exists k \text{ s.t. nodes } i, j \in C_k, \\ 0 & \text{otherwise} \end{cases}$$

Without loss of generality, we can require the indicator vector to be normalized as $u_i = a_i / \|a_i\|_2$, then we define the indicator matrix of the underlying community as:

$A = [u_1, u_2, \dots, u_m]^\top \in \mathbb{R}^{n \times m}$. With this indicator matrix A in hand, the emerging communities problem can be cast as follows:

$$\begin{aligned} H_0 : (G_t)_{ij} &\stackrel{\text{iid}}{\sim} \mathcal{N}(0, \sigma^2) & t = 1, 2, \dots, \tau \\ H_1 : (G_t)_{ij} &\stackrel{\text{iid}}{\sim} \mathcal{N}((AA^\top)_{ij}, \sigma^2) & t = \tau + 1, \tau + 2, \dots \end{aligned} \quad (1)$$

This model assumes that the weights on the edges are normal random variables with mean specified by a low-rank matrix in the form of AA^\top . This emerging communities problem can be illustrate with figure 1.

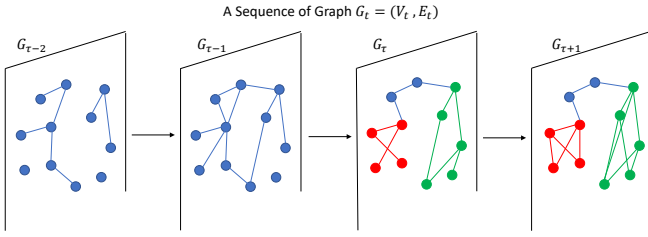


Fig. 1. Emergence of communities after change time τ . Three communities are marked as red, blue, and green dots.

The formulation (1) is general and widely applicable to real-data problems, such as social networks, seismic sensor networks, traffic networks, etc. In many applications, the change can be modeled as the emergence of several disjoint communities; the nodes inside the same community are more correlated with each other.

3. DETECTION PROCEDURE

In this section, we first review the well-known cumulative sum (CUSUM) detection rule, and then propose the spectral CUSUM procedure.

3.1. Exact-CUSUM procedure

Let $f_\infty(\cdot)$ and $f_0(\cdot)$ denotes the pre- and post-change probability density (pdf) of the observations, and \mathbb{E}_∞ and \mathbb{E}_0 denotes the expectation under f_∞ and f_0 , respectively. CUSUM statistic [12] is defined by maximizing the log-likelihood ratio statistic over all possible change-point locations:

$$S_t = \max_{1 \leq k \leq t} \sum_{i=k}^t \log \frac{f_0(G_i)}{f_\infty(G_i)}, \quad (2)$$

where S_t has a recursive formulation with $S_0 = 0$ as follows:

$$S_t = (S_{t-1})^+ + \log \frac{f_0(G_t)}{f_\infty(G_t)}, \quad (3)$$

where $(x)^+ := \max\{x, 0\}$. The corresponding CUSUM stopping time T_C is defined as:

$$T_C = \inf\{t > 0 : S_t \geq b\}, \quad (4)$$

where b is a pre-set constant threshold. Under the model (1), we have that

$$\begin{aligned} \log \frac{f_0(G_t)}{f_\infty(G_t)} &= \sum_i \sum_j \frac{1}{2\sigma^2} [-(AA^\top)_{ij}^2 + 2G_{ij}(AA^\top)_{ij}] \\ &= \frac{1}{2\sigma^2} [2\text{tr}(G_t AA^\top) - \text{tr}(AA^\top AA^\top)]. \end{aligned} \quad (5)$$

Since the multiplicative factor $1/2\sigma^2$ is positive, we can omit it from the log-likelihood ratio when forming the Exact-CUSUM statistic, thus yields to an equivalent formulation:

$$S_t = (S_{t-1})^+ + 2\text{tr}(G_t AA^\top) - \text{tr}(AA^\top AA^\top). \quad (6)$$

3.2. Spectral CUSUM procedure

The Exact-CUSUM is proved to be optimum when all parameters are known [13, 14]. Usually, we can estimate the pre-change distribution using historical data (training data), but the post-change community structures are unknown since it represents anomaly information and cannot be predicted. Therefore, we propose a novel spectral CUSUM procedure where A is replaced with an estimate \hat{A}_t at time t and thus we get an alternative to (6):

$$S_t = (S_{t-1})^+ + \text{tr}(G_t \hat{A}_t \hat{A}_t^\top) - d. \quad (7)$$

Here d is a constant which is addressed as drift parameter. And \hat{A} is estimated using the observations $\{G_{t+1}, \dots, G_{t+w}\}$ that lie in a sliding window with length w . Define $\bar{G}_t = (G_{t+1} + \dots + G_{t+w})/w$ and find $\{\hat{u}_{t1}, \dots, \hat{u}_{tm}\}$ be the m unit-norm eigenvectors corresponding to the m largest eigenvalues $\{\lambda_{t1}, \dots, \lambda_{tm}\}$ of \bar{G}_t . Then estimation is achieved by letting

$$\hat{A}_t = [\hat{u}_{t1} \dots \hat{u}_{tm}] \in \mathbb{R}^{n \times m}.$$

The procedure is illustrated in the figure 2.

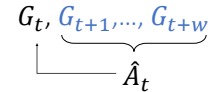


Fig. 2. Sliding window scheme.

Notice that CUSUM procedure requires S_t to have a *negative* mean under the null hypothesis and a *positive* mean under the alternative hypothesis, which means that:

$$\mathbb{E}_\infty[\text{tr}(G_t \hat{A}_t \hat{A}_t^\top)] < d < \mathbb{E}_0[\text{tr}(G_t \hat{A}_t \hat{A}_t^\top)]. \quad (8)$$

Due to the above property (8) which is also mentioned in [15, 16], the detection statistic in (7) will deviate from 0 gradually after the change happens. And the stopping time is defined as:

$$\mathcal{T}_C = \inf\{t > 0 : S_t \geq b\}. \quad (9)$$

4. THEORETICAL ANALYSIS

First we show that the spectral CUSUM have the following property, which helps us to set the threshold.

Lemma 1 (Properties of Spectral CUSUM). *We have the following two expected drift values under the pre- and post-change distributions:*

$$\mathbb{E}_\infty[\text{tr}(G_t \hat{A}_t \hat{A}_t^\top)] = 0, \quad \mathbb{E}_0[\text{tr}(G_t \hat{A}_t \hat{A}_t^\top)] = m - \frac{C}{w^2}.$$

where λ_i is the i -th largest eigenvalue of A and $M_{i,j} = \frac{\lambda_i \lambda_j}{(\lambda_i - \lambda_j)^2}$ (assume all eigenvalues of A are distinct) and constant

$$C = \sum_{i=1}^m \sum_{j \neq i}^m \left(\sum_{k \neq j}^m M_{i,j} M_{k,j} + 2M_{i,j}^2 \right).$$

Note that (8) always holds as long as w is large enough since C is a bounded constant with $C \leq m(m^2 - 1) \cdot \max\{M_{i,j}^2\}$. Due to property 8, we can choose the drift d between $(0, m - C/w^2)$.

In this section, we derive the optimal design of two parameters: window size w and drift parameter d , then demonstrate that the resulted detection procedure is asymptotically optimum. The theoretical analysis is of great importance because it serves as a guideline on how to choose the best parameters used in the proposed community detection procedure. Usually, Monte Carlo simulation is used to determine the threshold under the ARL constraint (or the false alarm rate constraint). However, Monte Carlo simulation is very time-consuming especially for large networks, which is often the case in social networks like Twitter data. In such cases, the threshold obtained from the theoretical analysis can be a good approximation and save computational efforts.

Usually the performance of change detection procedures is measured by average run length (ARL) and expected detection delay (EDD). ARL represents the length of time interval between two false alarms while EDD measures the worst-case detection delay. When ARL is fixed, it is known that Exact-CUSUM minimizes EDD which can be calculated directly. In the following, we will compute ARL and EDD for the case of spectral CUSUM given in (7).

4.1. Asymptotic performance

Given a constant $\gamma > 1$, we can set the threshold b in (4) accordingly such that $\text{ARL} = \gamma$. Recall that T_C denotes the stopping time for Exact-CUSUM procedure. Thus $\mathbb{E}_0[T_C]$ and $\mathbb{E}_\infty[T_C]$ are exactly EDD and ARL of Exact-CUSUM. According to [17], we have the following result:

$$\mathbb{E}_\infty[T_C] = \frac{e^b}{I_0}(1 + o(1)), \quad \mathbb{E}_0[T_C] = \frac{b}{I_0}(1 + o(1)), \quad (10)$$

where I_0 is the Kullback-Leibler information number:

$$I_0 = \mathbb{E}_0\{\log[f_0(x)/f_\infty(x)]\} = \text{tr}(AA^\top AA^\top)/(2\sigma^2).$$

Note that $\text{tr}(AA^\top AA^\top)$ is bounded by n^2/m , which will be applied to Theorem 1 later. The constraint $\text{ARL} = \gamma$ will be satisfied when threshold $b = (\log \gamma)(1 + o(1))$ according to (10). Substitute the threshold into the EDD formulation, we can have the relationship between EDD and ARL (γ) as

$$\mathbb{E}_0[T_C] = \frac{\log \gamma}{I_0}(1 + o(1)) = \frac{2\sigma^2 \log \gamma}{\text{tr}(AA^\top AA^\top)}(1 + o(1)).$$

Since the increment $\text{tr}(G_t \hat{A}_t \hat{A}_t^\top) - d$ in (7) is not exactly a likelihood ratio, we need to introduce a equalizer δ_∞ such that:

$$\mathbb{E}_\infty[e^{\delta_\infty[\text{tr}(G_t \hat{A}_t \hat{A}_t^\top) - d]}] = 1. \quad (11)$$

Note that $\delta_\infty[\text{tr}(G_t \hat{A}_t \hat{A}_t^\top) - d]$ is the log-likelihood ratio between \tilde{f}_0 and f_∞ where $\tilde{f}_0 = \exp\{\delta_\infty[\text{tr}(G_t \hat{A}_t \hat{A}_t^\top) - d]\} f_\infty$. This allows us to compute the threshold b asymptotically.

Following the derivation in [18], we can get that:

$$\mathbb{E}_0(\mathcal{T}_C) = \frac{\log \gamma(1 + o(1))}{\delta_\infty(\mathbb{E}_0[\text{tr}(G_t \hat{A}_t \hat{A}_t^\top) - d])} + w, \quad (12)$$

Using standard computations involving Moment Generating Function for Gaussian random variables we can write (please refer to appendix A.3 for detailed derivation):

$$\mathbb{E}_\infty[e^{\delta_\infty[\text{tr}(G_t \hat{A}_t \hat{A}_t^\top) - d]}] = e^{-\delta_\infty d + \frac{1}{2}\sigma^2 \delta_\infty^2 + m} = 1. \quad (13)$$

Solving (13) we get:

$$d = \frac{1}{2}\sigma^2 \delta_\infty + \frac{m}{\delta_\infty}. \quad (14)$$

Combining Lemma 1 and (14) we have expression for EDD:

$$\mathbb{E}_0(\mathcal{T}_C) = \frac{2 \log \gamma(1 + o(1))}{2\delta_\infty(m - \frac{C}{w^2}) - \sigma^2 \delta_\infty^2 - 2m} + w. \quad (15)$$

4.2. Parameter optimization and asymptotic optimality

Note that the formulation (15) contains two parameters: the drift d (or δ_∞) and the window size w . We can further optimize over these two parameters to obtain the minimal EDD. We first find the optimal value of δ_∞ and thus the drift d (according to (14)), which can be done by maximizing the denominator in (15). Setting the derivative to be 0, we obtain the optimum value of δ_∞ :

$$\delta_\infty^* = \frac{m}{\sigma^2} - \frac{C}{w^2 \sigma^2}. \quad (16)$$

Substituting δ_∞^* to (15), we have:

$$\mathbb{E}_0(\mathcal{T}_C) = \frac{2 \log \gamma(1 + o(1))}{(\frac{m}{\sigma} - \frac{C}{\sigma w^2})^2 - 2m} + w, \quad (17)$$

thus the remaining step is to find the optimal window size w^* such that (17) is minimized. After taking derivative with respect to w , note that $1/w^2$ is in the order of $o(1/w)$ thus can be ignored when w is large. The final results are summarized in Proposition 1.

Proposition 1 (Optimal window size). *For each ARL level γ , the optimal window size w^* which minimizes the Expected Detection Delay (EDD) is given by:*

$$w^* = 2 \left(\frac{\log \gamma m C}{(\frac{m^2}{\sigma} - 2m)^2} \right)^{\frac{1}{3}} \cdot (1 + o(1)). \quad (18)$$

Putting optimal w^* and δ_∞^* back into (14) gives the optimal value for drift parameter:

$$d^* = \frac{mw^{*2} - 2C}{2w^{*2}} + \frac{mw^{*2}\sigma^2}{mw^{*2} - C}. \quad (19)$$

By applying the optimal window size of w and calculating the ratio, we can prove that the corresponding spectral CUSUM is first-order asymptotically optimum summarized in the next theorem:

Theorem 1 (Optimality of Spectral CUSUM). *The ratio between the EDD of the Exact-CUSUM and the EDD of the spectral CUSUM satisfies:*

$$\frac{\mathbb{E}_0[\mathcal{T}_C]}{\mathbb{E}_0[T_C]} = 1 + (\log \gamma)^{-\frac{2}{3}} \frac{(mC)^{1/3} n^2}{(\frac{m^2}{\sigma} - 2m)^{2/3}} + o(1). \quad (20)$$

When $\gamma \rightarrow \infty$, for fixed m , n , σ bounded away from zero, and C is a constant, this ratio $\mathbb{E}_0[\mathcal{T}_C]/\mathbb{E}_0[T_C]$ tends to 1, i.e., the spectral CUSUM is asymptotically optimum.

The above theorem shows that when the ARL value is large, spectral CUSUM is asymptotically optimum because it matches the well-known lower bound [13] for EDD. This is reasonable since when we use the CUSUM procedure, we usually set the threshold to be sufficiently large such that the ARL is greater than a large number such as 1000 or 10000.

5. NUMERICAL EXPERIMENTS

5.1. Experiment for synthetic graphs

Firstly, we design a synthetic data to demonstrate the correctness of our algorithm. The artificial graph contains 50 nodes and after some time they will form three communities containing 10, 10, 15 nodes respectively, thus the potential community size $k = 3$. We then set $\sigma = 5$ to make the graph much more unstable and set window size $w = 10$.

We use Exact-CUSUM procedure and the naive largest eigenvector procedure as our baseline. The largest eigenvalue scheme is to replace \hat{A}_t with the eigenvector corresponding to the largest eigenvalue of \hat{G} . Note in practice, w cannot be too large to match the theoretical analysis. That's why the spectral CUSUM procedure cannot beat Exact-CUSUM in this experiment. The result is shown in figure 3.

5.2. Experiment for real data

We implement our algorithm on a dynamic seismic sensor network which can also be found in [19]. The sensors are

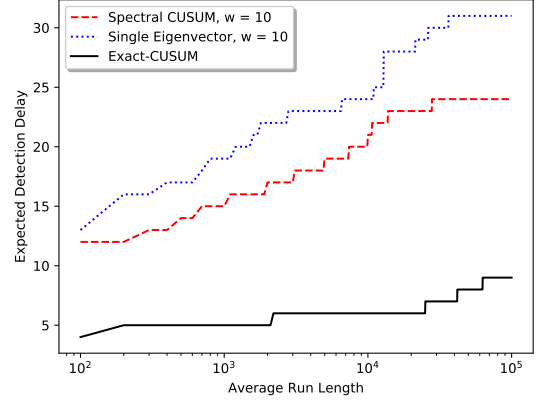


Fig. 3. Comparison of the single eigenvector procedure and Exact-CUSUM procedure for emergence problem

placed in different locations to measure signals around the Old Faithful Geyser in the Yellowstone National Park. The total number of sensors is 15 in this case and we observe a sequence of sensor signals and translate each one into a dynamic cross-correlation graph. At the very beginning, the cross-correlation between each pair of sensors is low, which means they are not related. An outburst of community change happens in the middle of the sequence.

We apply our spectral CUSUM method to the data set with choices of different potential community size m . The results of detection statistic using spectral CUSUM are shown in figure 4.

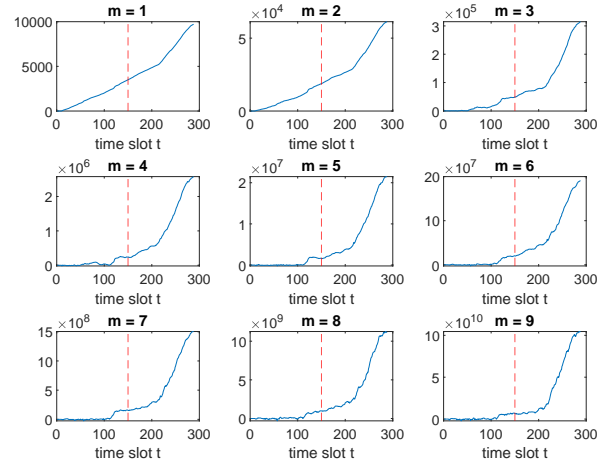


Fig. 4. Sequential seismic data with an outburst community structure change.

6. CONCLUSION

In this paper, we present a novel spectral approach for detecting community changes in an evolving graph by treating the graph as a Gaussian model. We also provide the theoretical analysis of the first-order asymptotic optimality of the proposed spectral CUSUM method.

7. REFERENCES

- [1] Matthew Berger, Lee M Seversky, and Daniel S Brown, "Classifying swarm behavior via compressive subspace learning," in *2016 IEEE International Conference on Robotics and Automation (ICRA)*. IEEE, 2016, pp. 5328–5335.
- [2] Partha Basuchowdhuri, Satyaki Sikdar, Varsha Nagarajan, Khusbu Mishra, Surabhi Gupta, and Subhashis Majumder, "Fast detection of community structures using graph traversal in social networks," *Knowledge and Information Systems*, vol. 59, no. 1, pp. 1–31, 2019.
- [3] Miroslav Fiedler, "Algebraic connectivity of graphs," *Czechoslovak mathematical journal*, vol. 23, no. 2, pp. 298–305, 1973.
- [4] Alex Pothén, Horst D Simon, and Kang-Pu Liou, "Partitioning sparse matrices with eigenvectors of graphs," *SIAM journal on matrix analysis and applications*, vol. 11, no. 3, pp. 430–452, 1990.
- [5] Brian W Kernighan and Shen Lin, "An efficient heuristic procedure for partitioning graphs," *Bell system technical journal*, vol. 49, no. 2, pp. 291–307, 1970.
- [6] Santo Fortunato, "Community detection in graphs," *Physics reports*, vol. 486, no. 3-5, pp. 75–174, 2010.
- [7] Gang Pan, Wangsheng Zhang, Zhaohui Wu, and Shijian Li, "Online community detection for large complex networks," *PloS one*, vol. 9, no. 7, pp. e102799, 2014.
- [8] David Marangoni-Simonsen and Yao Xie, "Sequential changepoint approach for online community detection," *IEEE Signal Process. Lett.*, vol. 22, no. 8, pp. 1035–1039, 2015.
- [9] Aris Anagnostopoulos, Jakub Lacki, Silvio Lattanzi, Stefano Leonardi, and Mohammad Mahdian, "Community detection on evolving graphs," in *Advances in Neural Information Processing Systems*, 2016, pp. 3522–3530.
- [10] Emmanuel Abbe, "Community detection and stochastic block models: recent developments," *The Journal of Machine Learning Research*, vol. 18, no. 1, pp. 6446–6531, 2017.
- [11] Emmanuel Abbe, Afonso S Bandeira, and Georgina Hall, "Exact recovery in the stochastic block model," *arXiv preprint arXiv:1405.3267*, 2014.
- [12] Ewan S Page, "Continuous inspection schemes," *Biometrika*, vol. 41, no. 1/2, pp. 100–115, 1954.
- [13] Gary Lorden et al., "Procedures for reacting to a change in distribution," *The Annals of Mathematical Statistics*, vol. 42, no. 6, pp. 1897–1908, 1971.
- [14] George V Moustakides, "Optimal stopping times for detecting changes in distributions," *The Annals of Statistics*, vol. 14, no. 4, pp. 1379–1387, 1986.
- [15] Taragay Oskiper and H Vincent Poor, "Quickest detection of a random signal in background noise using a sensor array," *EURASIP Journal on Advances in Signal Processing*, vol. 2005, no. 1, pp. 360150, 2005.
- [16] Daniel Egea-Roca, Gonzalo Seco-Granados, and José A López-Salcedo, "Comprehensive overview of quickest detection theory and its application to gnss threat detection," *Gyroscopy and Navigation*, vol. 8, no. 1, pp. 1–14, 2017.
- [17] David Siegmund, *Sequential analysis: tests and confidence intervals*, Springer Science & Business Media, 2013.
- [18] Liyan Xie, George V Moustakides, and Yao Xie, "First-order optimal sequential subspace change-point detection," in *2018 IEEE Global Conference on Signal and Information Processing (GlobalSIP)*. IEEE, 2018, pp. 111–115.
- [19] Xi He, Yao Xie, Sin-Mei Wu, and Fan-Chi Lin, "Sequential graph scanning statistic for change-point detection," in *2018 52nd Asilomar Conference on Signals, Systems, and Computers*. IEEE, 2018, pp. 1317–1321.
- [20] Theodore Wilbur Anderson et al., "Asymptotic theory for principal component analysis," *Annals of Mathematical Statistics*, vol. 34, no. 1, pp. 122–148, 1963.
- [21] Leon Isserlis, "On a formula for the product-moment coefficient of any order of a normal frequency distribution in any number of variables," *Biometrika*, vol. 12, no. 1/2, pp. 134–139, 1918.

A. APPENDIX

A.1. Proof of Lemma 1

Since \hat{A}_t is composed of m eigenvectors, $\hat{A}_t \hat{A}_t^\top$ can be written as: $\hat{A}_t \hat{A}_t^\top = \sum_{k=1}^m \hat{u}_{tk} \hat{u}_{tk}^\top$. As a result, we have:

$$\text{tr}(G_t \hat{A}_t \hat{A}_t^\top) = \sum_{k=1}^m \text{tr}(G_t \hat{u}_{tk} \hat{u}_{tk}^\top) = \sum_{k=1}^m \hat{u}_{tk}^\top G_t \hat{u}_{tk}. \quad (21)$$

For i -th eigenvector \hat{u}_{ti} , due to the independence between G_t and \hat{A}_t , we have

$$\begin{aligned} \mathbb{E}_\infty[\hat{u}_{ti}^\top G_t \hat{u}_{ti}] &= \mathbb{E}_\infty[\hat{u}_{ti}^\top \mathbb{E}_\infty[G_t] \hat{u}_{ti}] = 0, \\ \mathbb{E}_0[\hat{u}_{ti}^\top G_t \hat{u}_{ti}] &= \mathbb{E}_0[\hat{u}_{ti}^\top \mathbb{E}_0[G_t] \hat{u}_{ti}] = \mathbb{E}_0[\|A^\top \hat{u}_{ti}\|^2]. \end{aligned} \quad (22)$$

Thus we have:

$$\begin{aligned} &\mathbb{E}_0[\text{tr}(G_t \hat{A}_t \hat{A}_t^\top)] \\ &= \mathbb{E}_0\left[\sum_{k=1}^m \|A^\top \hat{u}_{tk}\|^2\right] = \mathbb{E}_0\left[\|A^\top \hat{A}_t\|_F^2\right] \\ &= \mathbb{E}_0\left[\sum_{i,j} \|u_i^\top \hat{u}_{tj}\|^2\right] = \mathbb{E}_0\left[\sum_{i,j} (u_i^\top \hat{u}_{tj} \hat{u}_{tj}^\top u_i)\right] \\ &= \sum_i u_i^\top \mathbb{E}_0\left[\sum_j \hat{u}_{tj} \hat{u}_{tj}^\top\right] u_i. \end{aligned} \quad (23)$$

The last equation holds because we sample \hat{A}_t independently from A so that we can claim: $\mathbb{E}[u_i \hat{u}_{tj}^\top] = \mathbb{E}[u_i] \mathbb{E}[\hat{u}_{tj}^\top]$.

We have the following asymptotic distribution From Anderson's paper [20] stating that:

$$\sqrt{w}(\omega_{ti} - u_i) \xrightarrow{d} \mathcal{N}\left(0, \sum_{k=1, k \neq i}^m \frac{\lambda_i \lambda_k}{(\lambda_i - \lambda_k)^2} u_k u_k^\top\right). \quad (24)$$

The result above provides the asymptotic statistical of each estimate of u_i at time t . It characterizes the estimation error $v_i = \omega_{ti} - u_i$ where ω_{ti} is the un-normalized eigenvector. From (24) we can deduce

$$v_i \sim \mathcal{N}\left(0, \sum_{k=1, k \neq i}^m \frac{\lambda_i \lambda_k}{w(\lambda_i - \lambda_k)^2} u_k u_k^\top\right). \quad (25)$$

Our estimator \hat{u}_{ti} is related to w_{ti} through the normalization. Process $\omega_{ti}/\|\omega_{ti}\| = \hat{u}_{ti}$. Also note that u_i is orthogonal to v_i because the covariance matrix of v_i does not contain element $u_i u_i^\top$. Also to simplify, we define $M_{k,i} = \frac{\lambda_i \lambda_k}{(\lambda_i - \lambda_k)^2}$ as a scalar. Combining this, we have (Refer to Appendix A.2

for detailed derivation)

$$\begin{aligned} &\mathbb{E}[\hat{u}_{ti} \hat{u}_{ti}^\top] \\ &= \mathbb{E}\left[\frac{(u_i + v_i)(u_i + v_i)^\top}{(u_i + v_i)^\top (u_i + v_i)}\right] \\ &= \mathbb{E}\left[\frac{u_i u_i^\top}{1 + \|v_i\|^2}\right] + \mathbb{E}\left[\frac{v_i v_i^\top}{1 + \|v_i\|^2}\right] \\ &\approx \mathbb{E}[(u_i u_i^\top)(1 - \|v_i\|^2)] + \mathbb{E}[(v_i v_i^\top)(1 - \|v_i\|^2)] \\ &= (u_i u_i^\top + \sum_{k \neq i}^m \frac{M_{k,i}}{w} u_k u_k^\top)(1 - \sum_{k \neq i}^m \frac{M_{k,i}}{w}) - 2 \sum_{k \neq i}^m \frac{M_{k,i}^2}{w^2} u_k u_k^\top. \end{aligned} \quad (26)$$

For the approximate equality $1/(1 + \|v_i\|^2) \approx 1 - \|v_i\|^2$ we use the fact that $\|v_i\|^2$ is in the order of $1/w$ while the approximation error is of higher order. With this in hand, we can finish the derivation as:

$$\begin{aligned} &\mathbb{E}_0[\text{tr}(G_t \hat{A}_t \hat{A}_t^\top)] \\ &= \sum_{i=1}^m u_i^\top \mathbb{E}_0\left[\sum_j \hat{u}_{tj} \hat{u}_{tj}^\top\right] u_i \\ &= \sum_{i=1}^m \left(1 - \sum_{k \neq i}^m \frac{M_{k,i}}{w} + \sum_{j \neq i}^m \frac{M_{i,j}}{w} (1 - \sum_{k \neq j}^m \frac{M_{k,j}}{w}) - 2 \sum_{j \neq i}^m \frac{M_{i,j}^2}{w^2}\right) \\ &= \sum_{i=1}^m \left(1 - \sum_{j \neq i}^m \sum_{k \neq j}^m \frac{M_{i,j} M_{k,j}}{w^2} - 2 \sum_{j \neq i}^m \frac{M_{i,j}^2}{w^2}\right) \\ &= m - \frac{1}{w^2} \sum_{\substack{i,j \\ i \neq j}}^m \left(\sum_{k \neq j}^m M_{i,j} M_{k,j} + 2M_{i,j}^2\right). \end{aligned} \quad (27)$$

A.2. Calculation of $\mathbb{E}[vv^\top(1 - \|v\|^2)]$

We have already known the distribution of the Gaussian random vector v . So we can get the covariance between any three of its elements. More specifically, according to Isserlis' theorem [21], we have:

$$\mathbb{E}[X_i^2 X_j X_k] = \sigma_{ii} \sigma_{jk} + 2\sigma_{ij} \sigma_{ik}.$$

Then we are interested in deriving the covariance for $vv^\top(1 - \|v\|^2)$. We will first get the explicit expression for every ele-

ment of this matrix.

$$\begin{aligned}
& \mathbb{E}[vv^\top ||v^2||]_{(p,q)} \\
&= \sum_r \mathbb{E}[v_r^2 v_p v_q] \\
&= \sum_r (\sigma_{rr} \sigma_{pq}) + 2 \sum_r (\sigma_{rp} \sigma_{rq}) \\
&= \text{tr}(\mathbb{E}vv^\top)(\mathbb{E}vv^\top)_{(pq)} + 2 \sum_r (\mathbb{E}vv^\top)_{(pr)}(\mathbb{E}vv^\top)_{(rq)} \\
&= \sum_{k \neq i}^m \frac{M_{k,i}}{w} \sum_{k \neq i}^m \frac{M_{k,i}}{w} (u_k u_k^\top)_{(pq)} \\
&\quad + 2 \sum_{k \neq i}^m \frac{M_{k,i}}{w} (u_k u_k^\top)_{(pr)} \sum_{k \neq i}^m \frac{M_{k,i}}{w} (u_k u_k^\top)_{(rq)} \\
&= \sum_{k \neq i}^m \frac{M_{k,i}}{w} \sum_{k \neq i}^m \frac{M_{k,i}}{w} (u_k u_k^\top)_{(pq)} + 2 \sum_{k \neq i}^m \frac{M_{k,i}^2}{w^2} (u_k u_k^\top)_{(pq)}.
\end{aligned} \tag{28}$$

Then we have

$$\mathbb{E}[vv^\top ||v^2||] = \mathbb{E}[vv^\top] \mathbb{E}[||v||^2] + 2 \sum_{k \neq i}^m \frac{M_{k,i}^2}{w^2} u_k u_k^\top.$$

Put the result back into (26), we get:

$$\begin{aligned}
& \mathbb{E}[\hat{u}_{ti} \hat{u}_{ti}^\top] \\
& \approx \mathbb{E}[(u_i u_i^\top)(1 - ||v_i||^2)] + \mathbb{E}[(v_i v_i^\top)(1 - ||v_i||^2)] \\
&= \left(u_i u_i^\top + \sum_{k=1, k \neq i}^m \frac{M_{k,i}}{w} u_k u_k^\top \right) \left(1 - \sum_{k=1, k \neq i}^m \frac{M_{k,i}}{w} \right) \\
&\quad - 2 \sum_{k=1, k \neq i}^m \frac{M_{k,i}^2}{w^2} u_k u_k^\top.
\end{aligned} \tag{29}$$

A.3. Details for deriving equalizer δ_∞

$$\begin{aligned}
& \mathbb{E}_\infty[e^{\delta_\infty [\text{tr}(G_t \hat{A}_t \hat{A}_t^\top) - d]}] \\
&= e^{-\delta_\infty d} \mathbb{E} \left[\mathbb{E}_\infty[e^{\delta_\infty \sum_{ij} (G_t)_{ij} (\hat{A}_t \hat{A}_t^\top)_{ij}} | \hat{A}_t] \right] \\
&= e^{-\delta_\infty d} \mathbb{E} \left[\prod_{ij} \mathbb{E}_\infty[e^{\delta_\infty (G_t)_{ij} (\hat{A}_t \hat{A}_t^\top)_{ij}} | \hat{A}_t] \right] \\
&= e^{-\delta_\infty d} \mathbb{E} \left[e^{\frac{1}{2} \sigma^2 \delta_\infty^2 \sum_{ij} (\hat{A}_t \hat{A}_t^\top)_{ij}^2} \right].
\end{aligned} \tag{30}$$

The last equality uses the fact that the moment generating function for a Gaussian random variable $X \sim \mathcal{N}(\mu, \sigma^2)$ is $M_X(\theta) = e^{\theta\mu + \frac{1}{2}\theta^2\sigma^2}$.

Thus we can finish the derivation:

$$\begin{aligned}
& \mathbb{E}_\infty[e^{\delta_\infty [\text{tr}(G_t \hat{A}_t \hat{A}_t^\top) - d]}] \\
&= e^{-\delta_\infty d + \frac{1}{2} \sigma^2 \delta_\infty^2} \mathbb{E} \left[e^{\text{tr}(\hat{A}_t \hat{A}_t^\top \hat{A}_t \hat{A}_t^\top)} \right] \\
&= e^{-\delta_\infty d + \frac{1}{2} \sigma^2 \delta_\infty^2} \mathbb{E} \left[e^{\text{tr}(\hat{A}_t \hat{A}_t^\top)} \right] \\
&= e^{-\delta_\infty d + \frac{1}{2} \sigma^2 \delta_\infty^2} \mathbb{E} \left[e^{\text{tr}(\sum_{i=1}^m \hat{u}_{ti} \hat{u}_{ti}^\top)} \right] \\
&= e^{-\delta_\infty d + \frac{1}{2} \sigma^2 \delta_\infty^2 + m} = 1.
\end{aligned} \tag{31}$$

The second equality holds since according to the definition of \hat{A}_t , we have $\hat{A}_t^\top \hat{A}_t = I_m$.