

The Power of Deletions: Ephemeral Astroturfing Attacks on Twitter Trends

Tuğrulcan Elmas
EPFL
tugrulcan.elmas@epfl.ch

Rebekah Overdorf
EPFL
rebekah.overdorf@epfl.ch

Ahmed Furkan Özkalay
EPFL
ahmed.ozkalay@epfl.ch

Karl Aberer
EPFL
karl.aberer@epfl.ch

Abstract—We uncover and study ongoing ephemeral astroturfing attacks in which many automatically generated tweets are posted by a collection of fake and compromised accounts and then deleted immediately to artificially propel a chosen keywords to the top of Twitter trends. We observe such attacks in the wild and determine that they are not only quite successful in pushing a keyword to trends but also extremely prevalent. We detected over 19,000 unique keywords pushed to trends by over 108,000 bots, 55% of which still exist on the platform by July 2020 using Internet Archive’s Twitter Stream Grab over four years. Trends astroturfed by these attacks account for at least 20% of top 10 global trends. Ephemeral astroturfing pollutes trends; allows for the manipulation of users’ opinions; and permits content that could otherwise be filtered by the platform, such as illicit advertisements, political disinformation and hate speech targeting vulnerable populations. Our results aid in understanding user manipulation on social media and more generally shed light on the types of adversarial behavior that arise to evade detection.

I. INTRODUCTION

Social media is revolutionizing the way that we socialize, communicate, and participate in public discourse. Twitter is one of the most influential social media platforms operating today, with more than 152 million active daily users [76] relying on it for news, social interactions, and political discussions. From governments to advertisers, the immense influence and popularity of Twitter naturally attracts those who hope to influence public opinion. In this work, we focus on one effective means of artificial influence: manipulation of trending topic list or *trends* on Twitter. Trends display the most popular topics (events, names, phrases, etc.) both globally and locally in the current time. Changed from the top 10 trends in July 2019, the top 5 trends are visible on the main page of Twitter. On the Twitter app, the top 5 trends are visible on the Explore section and user can further request for the top 20. As such, it is an important part of the Twitter ecosystem since it gives visibility to popular discussions and further boosts rising topics. Past research suggests that the visibility of top trends is comparable to the traditional advertising channels and can be useful in marketing [21]. In general, keywords rise to trends when many users discuss the same topic in a small time window. In this paper, we focus on a class of attacks that game the trending algorithm by mimicking such grass-roots organizing, *astroturfing attacks*.

In an astroturfing attack on trends, a set of bots post tweets containing a *target keyword*, making it appear as though many users are tweeting it, which artificially propels the keyword into trends. Here we focus on a sophisticated and effective subset of this attack, ephemeral astroturfing. Ephemeral astroturfing is distinct in the way that it *evades* detection: the tweets involved in the attack are deleted directly after they are posted, usually before the target keyword reaches the trends list successfully. This action allows for the attackers to employ,

among others, *compromised, active accounts* whose owners are oblivious to the fact that their accounts are being used in an astroturfing attack. As a result, the target keyword looks like a natural trend — it is tweeted from accounts of normal users who continue to tweet, retweet, and like from their accounts. In this way, it may be avoiding detection by the platform due to the credibility of the compromised accounts and also able to hide the fact that it is indeed fake from users especially when the tweets are deleted even before the keyword becomes trending. Deletion activity also makes this attack difficult to study, as deleted content is not as easily obtained. Precisely, the Streaming API by tracking the users who delete their tweets and Twitter’s 1% real-time sample mark deletions and the deletion times through deletion notices. Searching tweets through filtering on keywords does not yield such notices nor does it return deleted tweets.

Through large scale analysis of local and global trends and the tweets associated with them, we observe ephemeral astroturfing attacks are extremely prevalent in Turkey. The implications of the existence of this attack, however, go far beyond Turkey. In addition to trending locally, we observe that these attacks often propel the keywords into *global* trends. Between June 18 and September 1, 2019 **at least 20% of the top 10 global trends were the result of ephemeral astroturfing attacks**. In Turkey, this number is even more astonishing: at least 47% of the trends that reached the top 5 per day were the result of ephemeral astroturfing attacks. These trends were visible to Turkey’s 11.8 million active Twitter users, who make up about 8% of global Twitter users [76]. While we have yet to find evidence of this attack in other locations, due to its success in Turkey it is likely to spread.

These attacks have never been studied in academic literature but were covered many times in mainstream media in Turkey. The attacks are reported to a) be responsible for 7 out of 10 to trends in Turkey [69] b) easy and cheap to purchase from attackers who manifest themselves as social media agencies [3], [13], [34], [69] c) employ benign accounts who authorized malicious apps to tweet in their behalves [3], [13], [34], [69] d) have a wide range of customers including but not limited to political parties, football fans, TV shows and individuals expressing their love [3], [34], [69]. The tweets used in these attacks are generated by randomly picking words from a Turkish lexicon combined with the target word without other entities to engage with (i.e. no mentions, retweets, urls or other hashtags.) and as such easily recognized by the public as tweets from bots. [5], [10], [52]. Turkish Twitter users, such as *@BuKiminTTsi* which is an account dedicated to reporting fake trends, also recognize such tweets and reported them when the tweets were not deleted quickly enough to escape from human eyes. These attacks can be purchased easily as a simple Google Search using keywords such as “trend topic hizmeti”

(trend topic service) or "trend topic satın al." (buy trend topic) reveal many websites selling fake trends. These services also advertise themselves using hijacked trends i.e. "UygunFiyattan TTVerilir" which means "We provide top trends for a good price." reached the global trends as recently as 29 Jan 2020¹. Our analysis of attacks aims to shed light on these claims.

Limitations We are limited to only 1% of tweets as we use Internet Archive's Twitter Stream Grab [72] and therefore only report lower bounds. We are also limited by local and global trends and are not able to analyze tailored (personalized) trends lists. As of April 2020, global trends are inaccessible to end users but still accessible through the official API.

The contributions of this study are:

Identification of an unstudied, ongoing attack on Twitter trends: ephemeral astroturfing We formally define the attack (Section III), show that they began around June 2015 and have been used to promote at least 19,000 unique keywords in Turkey employing at least 108,000 users (Section IV).

Analysis of the tactics and success of the ephemeral astroturfing attacks . We analyze the ephemeral astroturfing attacks that we detect and measure their success using a variety of metrics. (Section V)

Analysis of new ephemeral astroturfing bots We analyze types of bots provide evidence that some of these bots are in fact compromised human accounts (Section VI) and their ecosystem (Section VIII).

Analysis of astroturfed trends We analyze the astroturfed trends (Section VII) and their implications (Section IX).

Defenses We discuss why this attack is difficult to defend against and present platform-side defenses. (Section IX)

II. BACKGROUND AND RELATED WORK

Social Media Manipulation The wide adoption of social media platforms has attracted adversaries aiming to manipulate users on a large scale for their own purposes. Such manipulation attacks span from targeted advertising assisted by mass data collection [19] to state sponsored trollism [63], propaganda [73], and spam [43]. Many of these manipulation attacks employ bots and bot-nets to execute, since wide deployment of the attack is often a necessary component. We focus on this class of bot-assisted manipulation attacks. One clear example of manipulation efforts on social media is government censorship and propaganda. Traditional government censorship methods (i.e. blocking direct access to web pages) are less effective means of control in the era of social media [62], as blocking an entire social media website causes an unacceptable amount of collateral damage. As such, social media manipulation has become a new censorship strategy. This style of censorship has been observed on social media in many countries, including, but far from limited to, Russia [56], China [67], Turkey [68], Mexico [74], and Iran [86]. In our study, we observed many pro-government and anti-opposition slogans the attackers pushed to trends, although it's unclear if they are sponsored by the government. In addition to government-sponsored attacks and manipulation, spammers and advertisers use similar methods to promote products and malicious

URLs [29], [85], [89]. For example, accounts can take advantage of trends by including a trend in their messages in order to boost visibility which is called hashtag hijacking [77]. This method can be used by advertisers to artificially cause users to read about certain brands by tweeting about popular trends. In our study, the illicit advertisements manifest themselves not through hashtag hijacking but through trends list directly. Fake followers artificially increase users' popularity [30]. Social bots which are designed to mimic human users on social media [81] artificially and aim to manipulate public opinion by spreading disinformation. They copy real identities (personal pictures, tweets), mimic the circadian rhythm of humans, gain followers by following each other, and mix malicious tweets with hand-crafted tweets [83]. CyboHuman bots [28], *cyborgs*, and humans assisted by bots [71], *augmented humans*, make bot detection even harder by blurring the line between bots and humans. In some cases, humans register themselves to malicious apps that makes them part of a botnet, although they continue to use Twitter as a benign user [65]. As such, these accounts are increasingly difficult to identify manually [41], [80] or automatically [31], [32]. In our work, we observe that some of the bots involved in the attacks are compromised users who continue using Twitter in parallel similar to [65].

Bot Detection Techniques Due to the influx of social media bots and their great potential for harm, research on detecting such accounts, both for study and for countering their effects, has developed. In order for these efforts to be trained and evaluated, first ground truth is needed. There are a variety of different methods in the literature for obtaining ground truth for bots, many of which are dependent on the type of bots that are being targeted (e.g. bots used for spam, bots used to inflate follower numbers). Common methods include 1) assuming suspended accounts were bots or spammers [47], [82], 2) manual annotation by experts [28] or via crowd-sourcing [36], and 3) using honeypot accounts [58]. In this work we do not label bot accounts directly but instead detect attacks and then collect the accounts involved. Once ground truth is established, most bot detection techniques employ supervised learning methods to classify new accounts. The model is trained on features derived from meta-data and most recent tweets [2], [28], [35], [84] of labeled bot accounts. Unsupervised learning methods can also search for highly correlated activities by groups of bots [25], [44], [82]. Selection of these features depend on specific characteristics of the bot accounts that easily identify them. In ephemeral astroturfing attacks, content deletion is the recognizable feature. Current detection methods rarely consider content deletion, as it can be difficult to obtain. For instance, Botometer [35] works on a snapshot of a profile instead of real-time activity. As such, it is not able to detect botlike activity of bots analyzed in this study since such activity is deleted quickly, unless one requests for Botometer score just before the deletion. Recently, Varol et al. [84] used content deletion as a bot feature, but used a proxy feature to capture deletions: a high recent tweeting rate but low number of tweets which might capture deletion of old tweets but not tweets deleted quickly like in our case. Debot [25] on the other hand is based on keyword filtering by Twitter's Streaming, which does not give deletion notices and would not collect the relevant data if the attacked keyword is not be provided before the attacks, which is not possible for the keywords which trends only once. Chavoshi et al. [26] discovered a set of

¹<https://trendogate.com/search/?trend=UygunFiyattan+TTVerilir>

Turkish bots with correlated deletion activity to hide bot-like behavior. However the authors did not study if these deletions were part of the astroturfing attacks which we describe here. In our study, the compromised users did not lose control of their accounts. The attackers only used them to astroturf trends, and delete their traces by deleting the tweets that are used for this task after accomplishing their goals. As these are benign users, they are likely to confuse supervised methods due to their dissimilarities to traditional bots. They would also confuse graph-based detection systems such as [49], [87] as they would be connected to other benign accounts. Although they are compromised, as the tweets that disclose compromise are deleted, compromised account detection systems [14], [38], [39], [88] might not be able to detect them if they do not account for deletions.

Astroturfing Astroturfing is mimicking a grassroots campaign [27]. In this work, we refer to astroturfing on Twitter as creating and promoting campaigns rather than promoting certain users or tweets. Previous work on astroturfing on Twitter is scarce and do not focus on which terms or ideas reach Twitter’s trends list but rather on artificially promoted campaigns [53], [66]. In relation to trends, one way to detect if they are astroturfed is through first detecting bots (via coordinated activity [25]) and tracking whether the keywords they are promoting reach trending [1]. Other prior work found evidence of manipulation of topics on Twitter by studying suspended and/or fake accounts [50], [90]. Both of these methods stopped short of differentiating between topics that are manipulated after becoming popular and topics that are manipulated to become popular. Twitter itself promotes keywords, which Varol et al. [78] use as a proxy for ground truth for artificial trends; however, this does not give insight into the tactics the bots use.

To the best of our knowledge, there is currently no published work in the academic literature studying astroturfing attacks and trend gaming in Turkey. In June 12, 2020, Twitter announced that they suspended and published the data of 7,340 fake and compromised accounts that made up a centralized network [75]. The accompanying report by the Stanford Internet Observatory claimed that the accounts, among other tactics, employed astroturfing, in order to “pressure the government to implement specific policy reforms.” [70]. Although the report did not mention fake trends created by the attack we describe here and nor their prevalence, we have identified 77 accounts that were involved in astroturfing attacks using the methodology described here. 27 of the users’ tweets that were used for attacks are revealed in the data, astroturfing 5 trends. The ephemeral astroturfing attacks still take place after this announcement and some of the bots we detect still participate in attacks as of July 2020.

III. DESCRIPTION OF EPHEMERAL ASTROTURFING

We observed this attack “in the wild” targeting Twitter trends in Turkey over multiple years and examined its behaviors. Additionally, we signed an account up for a free follower scheme (which phishes users’ credentials by promising free followers) intentionally compromising the account and further corroborating our evidence. Precisely, our astrobot account involved in 580 attacks in 6 months before we logged out from all sessions. We now describe the attack based on our observations in order to quantify, detect and study it.

Attack Summary The goal of this attack is clear: make a *target keyword* reach trends on Twitter. In juxtaposition, however, the methods hint at an attempt to remain stealthy.

An ephemeral astroturfing attack is executed by a number of accounts, which we refer to as *astrobots*. Each astrobot posts a tweet at roughly the same time. After a short period, these tweets are deleted again at roughly the same time. Each tweet involved contains the *target keyword*, either a hashtag or an n-gram and only engages with the target keyword (i.e. no mention, url, or another hashtag.), which we call *single engagement tweets*. Alongside the target keyword, each tweet contains some generated content that is enough to pass the spam filters of Twitter but not necessarily the Turing test. We also observe that each account involved only tweets the target keyword once per attack. After an attack that pushed a keyword to the trends list, other users adopt the new trend and post tweets that are not deleted. Some users consistently adopt a set of similar trends representing the same campaign and might be tied to attackers or clients. We name such users and the similar trends they consistently engage with as the *interest group*.

Figure 1 shows tweeting and deletion patterns of different astroturfing attacks: the first three are examples of ephemeral astroturfing involving the same astrobot behavior but different non-astrobot behavior, and the last is a negative example.

Attack Model

Let w be the target keyword. Let a set of tweets that contain w be $T = \{t_0, t_1, \dots, t_n\}$, with creation time $p_{t_i} \in \mathcal{P} = \{p_0, p_1, \dots, p_n\}$, deletion time $d_{t_i} \in \mathcal{D} = \{d_0, d_1, \dots, d_n\}$. An attack \mathcal{A} occurs when there exists a T s.t.

1. **Many tweets:** $|T| > \kappa$: there are at least κ tweets involved.
2. **Creation in Small Time Window:** $\max(\mathcal{P}) - \min(\mathcal{P}) < \alpha_p$: the tweets are created within a window of size α_p
3. **Deletion in Small Time Window:** $\max(\mathcal{D}) - \min(\mathcal{D}) < \alpha_d$: the tweets are deleted within a window of size α_d
4. **Short Lifetime:** $d_{t_i} - p_{t_i} < \theta \quad \forall t_i \in T$: all tweets are deleted within θ
5. **Single Engagement Tweets:** each tweet only engages with w and not with other hashtags, urls and users (i.e. mentions, replies or retweets).
6. **Generated Content:** each tweet is comprised of w and a generated content c that will pass the spam filters of Twitter’s trending algorithm.

We intentionally leave the parameters $(\kappa, \alpha_p, \alpha_d, \theta, c)$ in the definition open and infer concrete values based on the instances of the attack that we detect.

Many tweets are created in a small time window in order to simulate trending behavior and confuse the trending algorithm. Deletions in a small time window and short lifetime are likely the result of attackers’ tendency to quickly hide any trace of their attack. Usage of single engagement tweets might be due to the attackers perception that the trending algorithm favors such tweets. These attacks are too large and too coordinated to be executed at scale with handcrafted content, so they must

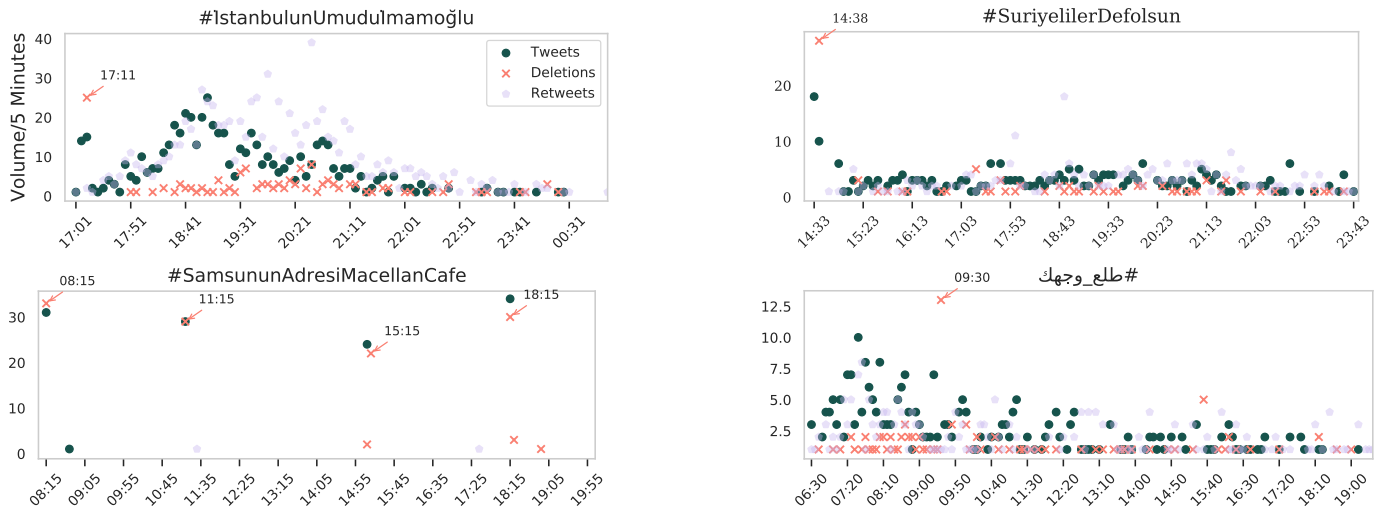


Figure 1. *#IstanbulUnUmudulmamoğlu* is a slogan associated with a candidate in the 2019 Istanbul election rerun. Note that although the hashtag is astroturfed by an attack initially (at 17:11), it was later adopted by popular users who got many retweets and drew the attention of the wider public. *#SuriyelilerDefolsun* is a derogative slogan meaning "Syrians Get Out!". The hashtag grabbed the attention of the wider public due to its negative sentiment and sparked controversy in Turkey despite being astroturfed. *#SamsununAdresiMacellanCafe* is an advertisement for a cafe, astroturfed to be seen in trends in Turkey. The hashtag did not receive attention from anyone other than astrobots: there are only coordinated tweets and deletions. The last hashtag is an advertisement for a cream that was trending in Saudi Arabia, Kuwait, United Arab Emirates, and globally. It means "Apply to your face" or "Elevate yourself" depending on the context. While we observe correlated deletions, further inspection shows that they are in fact un-retweeting activity and are not the tweets originating the trend.

be generated by an algorithm and therefore exhibit patterns in their content. Indeed, the instance of the attack we observe targeting trends in Turkey shows a pattern that can be easily detected by humans and analyzed in the next section.

IV. ATTACK INSTANCE: EPHEMERAL ASTROTURFING ATTACKS WITH TURKISH LEXICON TWEETS

While astroturfing attacks are a global problem, Turkey, with the 5th highest number of monthly Twitter users and a highly polarized political situation [57], [61], is a particularly interesting case. It is in Turkey that we observe ephemeral astroturfing attacks on a large scale.

The footprint of this instance of the ephemeral astroturfing attacks is the generated content that appear to be sourced from a lexicon of Turkish words and phrases which we call *lexicon tweet* tweets. i.e. "apple (fruit) to cycle serendipity #DonaldTrump trigonometry" (the parenthesis are used for disambiguation) They do not have a sentence structure nor do they convey meaning. The verbs are always in the infinitive form. Such lexicon tweets are already known to Turkish users and have been reported in [5], [10], [52]. Aside from the fact that benign users would not author such tweets, these lexicon tweets are combined with the attributes of ephemeral astroturfing attacks. They are created and deleted together in a small time window, are deleted shortly after they are created and used to push keywords that are obvious spam i.e. ads that sell top trends and fake follower schemes). Our own fake Twitter account which fell victim to the fake follower scheme when we signed it up too authored and deleted lexicon tweets. Thus, lexicon tweets self-label the attacks and make them easily recognizable by humans.

In this section, we analyze this instance of the attack. First, we inspect and annotate trends since 2013 to find the first instance of the ephemeral astroturfing attack and verify that they are combined with lexicon tweets. Next, we show the features of the attack with respect to our attack model. Finally, we build a training set and a classifier over it to classify to find all trends that are associated with at least one attack.

Datasets We utilize two datasets. First, we collect all trends from July 7, 2013 until November 22, 2019 in Turkey using an external dataset² that contains all trends from July 7, 2013 until November 22, 2019 in Turkey. These 2,327 days contain 234,435 unique keywords and 570,240 *unique date-trend pairs* — that is, keywords often trend more than once (e.g. #throwbackthursday), so *unique date-trend pairs* count these trends once per day that they occur. We refer to a unique date-trend pair as a *trend* in this paper. Second, we employ Archive’s Twitter Stream Grab [72], which contains 1% of all Twitter data (182,145,676 tweets) from September 2011 until September 2019 at the time of this analysis. This dataset contains deletions of tweets as well as the exact time the tweet is deleted. We verified that these deletions are due to authenticated users deleting tweets and not due to Twitter administrative actions by contacting Twitter. Our trend dataset do not contain the exact time a trend reaches trending but only the date. Therefore, for each trend, we associate tweets that contain the trend that are either posted on the day that the keyword was trending and the day before to account for the keywords that were trending after midnight. (We later confirm that our results are robust to this design decision as most of the astroturfed trends do not have any previous discussions that stretch beyond a day earlier. See Section V for details.)

²<http://tt-history.appspot.com>

We name this combined dataset as *retrospective* dataset.

Annotation of Attacks Using the retrospective dataset, we first filter out trends with less than 10 associated tweets so that we are left with those that have enough data to meaningfully assign a label. Of those that remain, we randomly select one trend per day, leaving 2,010 trend-date pairs in total. We examine the first 10 tweets of each trend and their deletion times if available. Trends whose first 10 tweets are generated by some kind of a pattern (in this case, generated randomly from a lexicon) and then are deleted shortly are considered to be initiated by an ephemeral astroturfing attack. Two authors contributed to annotation process evenly. One author additionally annotated a random sample of 200 trends. The annotation agreement on whether a trend is initiated by an ephemeral astroturfing attack or not is $k = 0.88$ (almost perfect agreement). Additionally, we also find other types of astroturfing attacks that were employed previously but fell out of favor. These attacks did not have deletions so they are out of scope of this paper. However, we discuss them briefly in Appendix A.

We find that the first instance of a trend employing ephemeral astroturfing attacks were in June 2015 employing lexicon tweets and became mainstream by 2017. We have found 182 trends that are astroturfed by lexicon attacks in total. Those trends' first tweets were lexicon tweets and their deletions and only then other kind of tweets appear. For the 182 trends, we annotated the tweets that were posted and deleted subsequently among the first 10 tweets, according to whether if they appear to be generated from a Turkish lexicon, do not convey any meaning nor do they have sentence structure as attack tweets (5701 tweets) and computed the time window of their creations and deletions as well as their lifetime. We now present analysis of these features.

Time Window of Attacks We see that ephemeral astroturfing attacks post many attack tweets ($|T| > \kappa$) in a very small time window ($< \alpha_p$) and delete them in a very small time window ($< \alpha_d$), within a short period ($< \theta$). Figure 2 shows how small this time window is for the attacks we labeled: except for a few outliers, both α_p and α_d are only a few minutes.

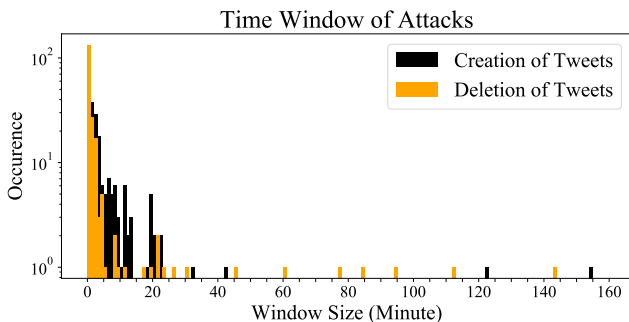


Figure 2. The size of the time window in which the attack tweets are created ($< \alpha_p$) is shown in blue. This shows the difference between the first and last tweet created containing the keyword for each trend. The size of the time window in which the attack tweets are deleted ($< \alpha_d$) is shown in orange. This shows the difference between the first and last tweet deleted containing the keyword for each trend. Most attacks occur in a very small time window.

Lifetime of Attacks Figure 3 shows the difference between the creation and deletion times of each attack tweet (lifetime, or how long a tweet “lasts” before it is deleted) and the average lifetime of tweets per trend. Most of them have a very short median lifetime. However, some tweets are deleted after a few hours which might be due to an error on attackers’ side (i.e. buggy code).

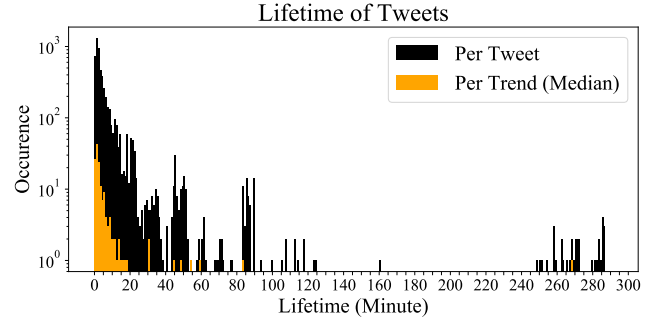


Figure 3. Lifetime, the difference between time of creation and deletion of the annotated lexicon tweets. Blue shows the lifetime of individual tweets, and orange shows the median of the lifetime of tweets per trend. Attackers delete the tweets in 10 minutes (in most cases) and the difference between two histograms suggests that sometimes they miss some tweets to delete.

Single Engagement Tweets (S.E.T.) Tweets participating in ephemeral attacks only have one function: to force a target keyword into trending topics. Therefore, they do not promote or engage with other entities and thus, do not have metadata fields such as retweeted or replied tweet, mentioned users, shared urls and another hashtag besides the target keyword. We observe such tweets both in ephemeral astroturfing attacks with lexicon tweets and the astroturfing attacks prior, although the generated content follows a different pattern. Thus, we believe that single engagement tweets are likely the result of Twitter’s trending algorithm and might be common to astroturfing attacks.

Lexicon Content The most recent version of astroturfing attacks on Turkey trends is ephemeral astroturfing attacks with content appearing to be generated randomly from a Turkish lexicon. After examining 5,538 unique lexicon tweets, we came up with the following rules to classify lexicon tweets:

- 1) No non-alphabetical characters except for parenthesis used for disambiguation. (n = 5,350 / 5,538, 96.6%)
- 2) Does not start with an uppercase letter. (n = 5,334 / 5,538, 96.3%) False negatives are tweets starting with a proper noun which are also drawn from the lexicon.
- 3) Has a fixed number of tokens, usually between 2-9 tokens, excluding emojis. (n = 5,504 / 5,538, 99.4%)

Combining all these rules yields $n = 5147 / 5538$, which is equivalent to 92.9% recall. To report precision, we use this classifier on the first ten tweets of trends that we did not label as attacks with lexicon tweets, 287,840 tweets in total. Our classifier reported only 367 deleted lexicon tweets which translates to a precision of 93.3%. However 336 of those false positives are created before 2015 June and we suspect those are used in astroturfing attacks predating attacks with lexicon

Table I. STATISTICS OF THE RETROSPECTIVE DATASET WITH RESPECT TO DELETED AND LEXICON TWEETS. DELETED LEXICON TWEETS MAKE UP 53.1% OF ALL DELETED TWEETS ASSOCIATED WITH THE TRENDS BUT ONLY 2.3% OF ALL DELETED TWEETS FOR OTHER TWEETS, POINTING OUT THE ANOMALY WITH LEXICON TWEETS.

Dataset	Tweets with Trends	Other Tweets
All Tweets	12,484,481	79,916,167
Deleted Tweets	1,415,847	7,090,827
Deleted Lexicon Tweets	763,879	197,708
All Lexicon Tweets	917,535	1,219,347
Deleted Lex. Tw. / All Lex. Tw.	83.2%	16.2%
Deleted Lex. Tw. / All Deleted Tw.	53.1%	2.3%

tweets (See Appendix A). There are only 31 false positives after June 2015 which is negligible small.

Additionally, to show that although lexicon tweets are common among deleted tweets associated with trends but rare otherwise at scale, we classify all Turkish tweets in our retrospective dataset starting from June 2015 when the attacks begin. Table IV shows that lexicon tweets accounts for only 2.3% of all deleted tweets that are not associated with any trend, but 53.1% of all tweets associated with a trend. This shows the anomaly with the lexicon tweets.

Although we believe lexicon tweets are generated randomly using a lexicon of tweets, some lexicon tweets occur many times. Table II shows some of those lexicon tweets (excluding the target keyword), their translations (although they do not mean anything) and the number of times they occur in the data. We also observe that some of the words used are very uncommon that even a native Turkish speaker might refer to a dictionary, suggesting that the attackers may be exploiting the infrequent words to confuse Twitter’s spam filters.

Classification Although we have a set of annotated trends, that we used to describe the attack model in detail and to better understand what ephemeral astroturfing attacks look like in Turkey, this dataset only contains 182 astroturfed trends. Because we intend to train a classifier to be able to detect astroturfed trends, we need a larger annotated dataset. To this end, we selected a random sample of 5 trends per day after Jan 1, 2017 (4,255 trends in total) to annotate as to whether they are part of a lexicon attack. We annotate trends if they are associated with an attack at some point. We only examined the deleted single engagement tweets to speed up the annotation process and look for burst of lexicon tweets and their deletions. Two annotators confirmed and corrected the labels. The resulting data has 838 trends that are associated with at least one attack (positives) and 3,417 which are not (negatives). Although it is unclear how many deleted lexicon tweets would qualify as a burst, in practice we found that four lexicon tweets clearly separate the two classes as Figure 4 shows. Precisely, 3,410 of 3,417 negatives have less than four lexicon tweets according to our lexicon tweet classifier while only 4 out of 838. Of these four trends with less than four lexicon tweets, three of them have in fact more than four lexicon tweets but our lexicon classifier could not detect them because the attackers injected random punctuations and poisoned our lexicon classifier while the other one has only three lexicon tweets. The classification task is then to account for the few false positives and negatives.

We sort the trends by date and use the first 80% of trends as

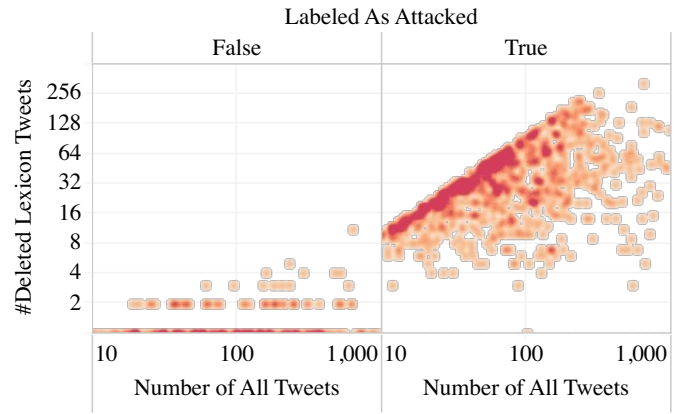


Figure 4. The number of deleted lexicon tweets and number of all tweets associated with each trend labeled as attacked (right), other trends (left). Four deleted lexicon tweets clearly separates attacked trends and other trends.

training data to ensure our classifiers generalize for the newest trends. The test data starts from trends in February 2019. The training set contains 648 positives and 2756 negatives while the test set contains 195 positives and 656 negatives. A simple Decision Tree which checks if there are at least 4 deleted lexicon tweets associated with a trend and if more than 45% of all lexicon tweets are deleted and classifies those trends as attacked if they satisfy those conditions achieves 99.7% 5-Fold cross validation score, 100% precision, 98.9% recall and 99.4% F-score. Although these results seem too good to be true, we would like to point out that we are classifying a very specific pattern that came to be because of a vulnerability in Twitter’s trending algorithm. It’s no surprise that the attackers did not change the way they attack since their current method is already successful. Furthermore, four lexicon tweets in 1% sample might map to 400 lexicon tweets that are deleted in full data, which displays an anomaly considering that lexicon tweets are in fact rare.

To make this classifier generalizable, we also propose an alternative classifier that does not use the information of lexicon tweets. It achieves 99.3% 5-Fold cross validation accuracy and 97.8% F-score, which is slightly worse than the classifier using lexicon tweets’ information. We used this classifier to test if these attacks happen outside of Turkey, but could not find a positive example. We present supplementary analysis of this in Appendix C. We analyze features of the attacked trends’ which we did not need to use in classification, but found insightful in pointing out the anomaly with attacked trends such as entropy (See Appendix B)

Running our classifier on all dataset, we found 32,895 trends (19,485 unique keywords) associated with at least one attack between June 2015 and September 2019. Most of them are created from scratch (astroturfed) but a very few of them are promoted after they reach trending (see Section V). Therefore we refer to them as **attacked trends** from now on.

Classification of Astrobots Classifying any user who posted a tweet containing an attacked trend with a lexicon tweet deleted within the same day as an astrobot yields 108,682 astrobots that were active between June 2015 and to September 2019. 44.9% of these users do not exist in the platform by July 2020. Through the sers/show endpoint of Twitter API, we

Table II. THE MOST FREQUENT LEXICON TWEETS FOUND IN THE DATA.

Tweet	Translation	Frequency
tenkidi kaynaştırılma siperisaika	critical to be able to boil lightning rod	77
yarım gün güzelleştirilme oyalayabilme	half day to be prettifiable to be able to distract	64
kargocu yan bakış azımsanma aforozlanma	deliveryman side view to be underestimated to be excommunicated	64
yemenici kalsiyum klorür yarım balaım koyulattırnak	hand-printed head scarf maker chloride half coupling to coagulate	64
örgütlenme süt karlanmak panel	to organize milk frost deposit panel	62

found **27,731** of these users are now **suspended**. For the rest (21,106), we are given user not found error (code 50). Those users might be deleted by the account owners. We leave a fine-grained classification of astrobots to future work.

V. ATTACK ANALYSIS

In this section, we analyze trends associated with attacks to first answer if the attacks cause or promote the trends. We then measure the success of the attacks first by their binary success in pushing keywords to the trends list and then based on the trends they astroturfed using multiple metrics. We also examine the other tactics the attackers may be employing by studying the time of the trends and the tweets' location information. Lastly, we show the anomaly with the volume field provided by Twitter which shows how many tweets talk about the associated trend and discuss what it might signify.

Part of this analysis requires a dataset of trends which contains their exact time and ranking. We were unable to find such a historical dataset; however we collected a detailed dataset of the top 50 trends in real time from Turkey and the world between June 18, 2019 and September 1, 2019. Trends are updated in 5 minutes windows by Twitter, thus we send API requests to Twitter every 5 minutes. We name this dataset as the *real-time trends* dataset.

Causation or Promotion? Our initial observation which we build our classification method upon is the enormous number of lexicon tweets being created and subsequently deleted before the new keywords reached the trend list. As our retrospective dataset does not contain the exact time a trend reaches trending, we could not use this information in our classification and only classify if a trend is attacked at some point. We now show that for majority of trends, the attacks are the only activity before the target keyword reaches trending and thus, attacks cause the trend.

Using the real-time trends dataset, we first collect all tweets associated with each trend from the retrospective dataset, before the first time the trend reaches top 50 trends list until the first time they dropped from top 50 trends list. Although Twitter's trending algorithm likely takes recency of tweets associated with a trend candidate as input, we did not impose any such restrictions in this analysis and took all tweets associated with a trend between 18 June and 1 September (including the ones that are tweeted days before the trends reached the trends list) as we did not see any major difference in results when we imposed such restrictions.

Figure 5 shows the ratio of tweets deleted to all tweets for each trend. Strikingly, the attackers in fact delete all their tweets **even before the target keyword reaches trending** in $n = 1166 / 1650$ (70.6%) cases. This is likely because the attackers aim to provide their clients with a clean slate

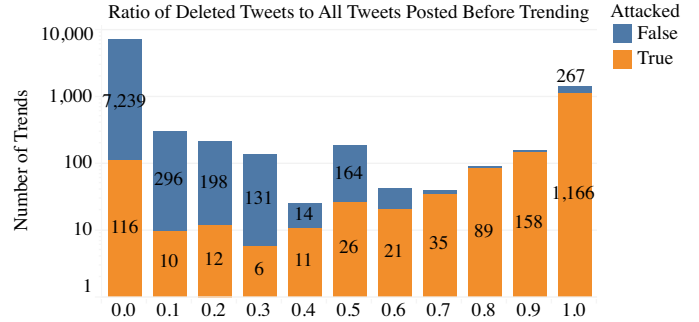


Figure 5. The histogram depicting the ratio of all tweets that are created and deleted to all tweets created before the trend enters the list. This ratio is overwhelmingly high for attacked trends while it is zero for majority of non-attacked trends.

once the keyword reaches trending. Additionally, the attackers might want to hide the fact that this is a fake trend from the public, since people can see the attack tweets once the target keyword reaches trending by clicking on the keyword on trends list. Very few non-attacked trends have a high percentage of deletions. These trends have less than 4 tweets found in the retrospective data and as such they are either false negatives or simply noise. This does not apply to attacked trends as our classifier requires at least 4 deleted lexicon tweets to classify a trend as attacked.

For 90.6% of the attacked trends, the tweets deleted within the same day make up at least half of the discussions. Our further analysis yields that these deleted tweets are indeed lexicon tweets. We examined the data of 155 attacked trends in which deletions make up less than 50% before they reach trends list. We found that 24 attacked trends did not have any lexicon tweets, suggesting that they might be attacked in another time they were trending. For 56 trends, the lexicon tweets are deleted after the trend entered the list. Only for 37 trends, there were less than 4 lexicon tweets before the trend enters the list and there were many more lexicon tweets posted after the trend reached the list. These trends initially reached the list in a lower rank (median 32.5) but their highest ranks are in top 10 with only 2 exceptions, suggesting that attacks promoted these trends rather than creating from scratch. The rest of the trends have prior lexicon tweets but also had some sort of other discussion. Thus, for at least 90.6% of the cases, the attacks create the trends from scratch while for only 3.7% of cases we can argue that attacks are used to promote a trend.

Binary Success For measuring success, we begin with the simplest metric: does the target keyword reach trends? We detect unsuccessful attacks by running our classifiers on tweets associated with keywords that were not trending on that day. If the classifier yields positive, that would mean there

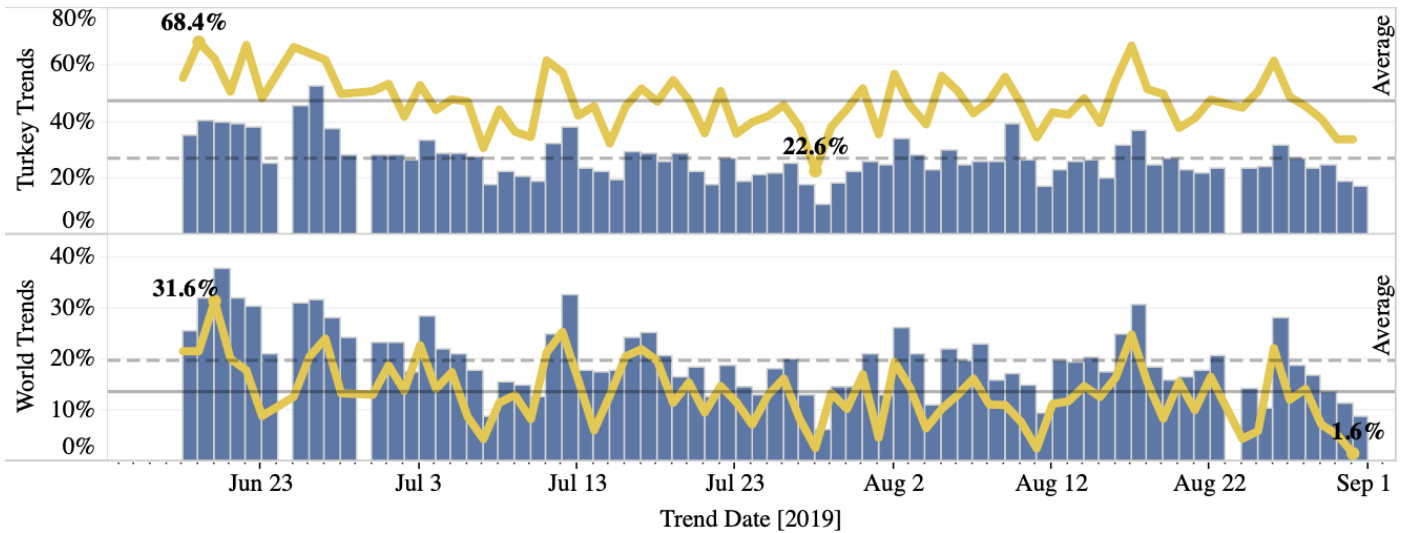


Figure 9. Percentage of the attacked trends reaching the top 10 (bars) and the top 5 (lines) trends in Turkey (top) and the world (bottom.) per day. Daily average of attacked trends positioning themselves in the top 10 trends in Turkey is the 26.7% while this value goes high as 47.5% for the top 5 trends. The highest value is 68.4% in 19 July 2020, few days before 23 June Istanbul election rerun and minimum value is 22.6%. Daily average of attacked trends positioning themselves in the top 10 global trends is 19.7% for the top 10 and 13.7% for the top 5 trends, maximum 37.9% and 31.6% respectively.

The Time of Trends We now turn to one of the tactics the attackers might be employing, sniffing the best time to execute attacks. For those trends which make to the top 10, the trends that are not associated with attacks generally enter the trend list in the morning while the attacked trends mostly enter the list at night as Figure 10 shows. The attackers may be choosing nighttime to maximize the binary success; they may be assessing the agenda of the day to decide on how many astrobots to employ, or whether to attack or not. It might be also because the organic trends tend to enter the trend list in the morning possibly due to news setting the agenda and creating competition. Alternatively, it might be due to maximize the impact; the attackers may be considering the night time as a better time to attack, since people might be surfing on Twitter more at night and thus more susceptible to attention hijacking.

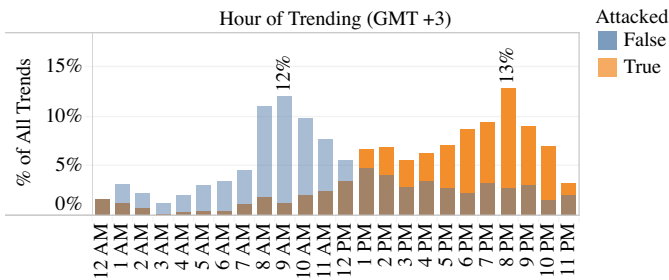


Figure 10. Percentage of keywords entering the trends list in a specific hour. The attacked trends enter the trends list mostly at night (Turkey time) while others enter in the morning.

The Location of Trends We believe that attackers employ fake locations to make the trend nationwide instead of in a single city. Additionally, the trending algorithm might be favoring trends with geotagged tweets or trends discussed in a wide range of locations. A similar behavior was reported in [33] in which pro-government Twitter users organize a disinformation campaign against Istanbul’s mayor about a

water shortage in Istanbul but the tweets are posted from 16 different cities. To show this, we collect the geotagged tweets in the retrospective data, 285,319 geotagged tweets in total. Of the 285,319 geotagged tweets in the retrospective dataset, 77.63% are associated with attacked trends even though their tweets make up the 25.3% of all tweets. 95% of geotagged tweets associated with attacked trends are deleted while this is only 14% for other trends. Figure 11 shows the number of geotagged tweets and the percentage of deleted geotagged tweets to all geotagged tweets per trend.

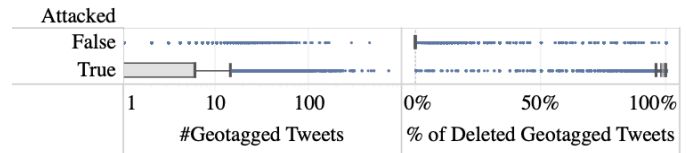


Figure 11. The number of geotagged tweets per trend (left) and percentage of geotagged tweets deleted to all geotagged tweets per trend (right). Attacked trends have more geotagged tweets than other trends and majority of them are deleted.

To verify these geotags are indeed fake, we tracked 5,000 users which we manually confirmed were astrobots, in real-time for one week. Out of the 3140 bots active at that time, 384 had at least two distinct geolocated tweets. We then compute the total distance between all of the points (in chronological order) in a 5 day span for each account. The average distance covered in one week by astrobot accounts was 24,582 km: a round trip from Istanbul to the capital, Ankara, 70 times.

The Volume Of Trends Twitter’s official API’s *GET trends/place* endpoint both provide the trends and their volumes which signify the number of tweets discussing the trend, computed by Twitter’s internal tools. Although the number of all tweets posted to attacked trends are higher regardless of they are undeleted or not, the volume of attacked trends is lower when compared to other trends, as Figure 12 shows. The exact reason for this anomaly is unclear due to black box nature

of the volume field. We suspect that this might be because attacked trends were promoted by other botlike accounts that Twitter might discard while computing the volume of tweets associated with trends.

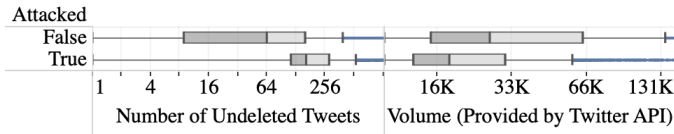


Figure 12. The number of undeleted tweets to attacked tweets and the volume field provided by Twitter API of attacked trends and others. While the former is higher for attacked trends (median is 166 tweets versus 64 for other trends), the latter is higher for other trends (median is 27k versus 18k for attacked trend). This might mean that Twitter filters out the inorganic behavior associated with trends while computing the volume. The minimum volume is 10,000 likely because Twitter sets volume to null when it is below 10k.

VI. USER ANALYSIS

In this section, we analyze the types of accounts the attackers employ. We sampled 1031 astrobots that are employed for these attacks and that were still active in March 2019, when we examine them. One author annotated all the accounts and another author annotated 100 users to report inter-annotator agreement, which is $K = 0.707$ (substantial agreement.) We came up with three categories that covers 92% accounts. Those are 1) inactive (zombie) accounts, which are either dormant for years or have no tweets at all but in fact actively post lexicon tweets and then delete them ($n = 304$), 2) retweeter accounts, whose timelines are made up of only retweets ($n = 157$), and 3) accounts that appear to be humans due to their *sophisticated*, original, recent tweets and conversations with other users on the platform. Here, we define sophisticated as containing real sounding sentences that convey meaning and have standard grammar, while accounting for the fact that these are not retweets. ($n = 486$)

We suspect that most, if not all, of the users from the latter group are compromised accounts that are also reported in [3], [13], [69]. The users’ undeleted tweets and deleted tweets are inconsistent. Pro-opposition hashtags such as *#HerŞeyÇokGüzelOlacak* (pro-opposition candidate’s slogan meaning Everything Will Be Great) are the most prevalent and adopted by 104 users. However the most prevalent hashtags among deleted tweets of this pro opposition group are obvious spam advertising trend topic service and/or fake follower scheme. When we examine the hashtags in their deleted, we find that users also appear to conflict the political views found in their other tweets: 43 tweeted the hashtag *#ErdoğanıÇokSeviyoruz* (We love Erdoğan), which is a pro-government hashtag, and 19 tweeted with *#CHPİPinPKKlıadayları* (PKK members among CHP and İyi Party) which is an anti opposition hashtag claiming the opposition is aligned with a terrorist organization. Through interviews with 13 users that appear to be compromised using different channels (Twitter = 8, Instagram = 3, Facebook = 2), we verified that these users are compromised although the attacker did not take the full control of account. The users either did not know they were in the botnet, or they were helpless and did not think it was a big problem as the attackers only use them to astroturf trends and quickly delete their tweets. As these users continue to use Twitter as a benign

user, we suspect that the attackers were able to hide and trick Twitter’s fraud detection.

We suspected that some accounts become compromised through Gain Free Followers websites (twitarttir.com, now closed). We signed up with a new Twitter account as a honeypot, which became part of the botnet. We observed that it was used to assist in astroturfing 580 times between May 31, 2019 until October 7, 2019. It was locked after a week, but continued after we manually confirmed that we are still in control of the account, as other compromised accounts would do. Twitter emailed us about a suspicious login - a session by a Linux machine from Istanbul only initially and never again. We changed the password, but were still part of the botnet until we logged out from all sessions in October.

We also collected the data provided by Twitter after take-down of 7,340 accounts reported to be centrally managed and related to youth wing of AKP in the June 12, 2020 takedown [75]. We combined this data with the deleted tweets found in our retrospective data and identified 77 astrobots tweeting lexicon tweets. 27 of these bots were identified through the data Twitter themselves provided as attackers did not delete these users’ lexicon tweets. We examined the non-deleted tweets of these 77 accounts to identify the purpose of the account. Only 5 of these accounts appear to be pro-government while 25 accounts observed botlike behavior as they were only employed to promote hashtags on policy reforms. Eight users were openly anti-government while the rest appear to be apolitical. Our findings are in line with Twitter which announced that they have also suspended non-pro government users that are compromised. We believe there are many more compromised accounts astroturfing trends.

VII. TREND ANALYSIS

In this section, we provide our quantitative analysis on the trends. We first describe the semantic categories of the trends. We then describe campaigns that are promoted by multiple trends and users by analyzing the interest groups. Finally, we discuss the use cases of the trends based on our observations.

A. Trend Categories

We conceived the semantic categories of the trends by annotating all 6,566 unique keywords that trended in 2019 through network analysis and manual inspection. That is, two annotators annotated 3,211 of the keywords, one using the network information if available (See Section VII-B) and the other only with manual examination. The annotator agreement is $K = 0.78$ (substantial agreement). The rest are annotated with only one annotator manually due to absence of network information. The resulting categories are the following:

Illicit Advertisement ($n = 2,131$): Spam trends in which attackers promote their “Trending Topic Service” or the fake follower scheme that help attackers compromise users ($n = 259$), betting websites ($n = 1421$), a local social media platform ($n = 27$), logo service ($n = 20$), illegal football streaming websites ($n = 24$) and various others that are rarely repeated ($n = 380$). Advertisements often promote the same entity over and over using keywords that are slightly different. This might be because trending algorithm favors new keywords.

Politics (n = 802): Political slogans or manipulations that are in support of or against a political party or a candidate. Pro-AKP keywords in support of the Turkish government (n = 381) and those that targets the opposition (mainly CHP) negatively (n = 124) are the majority. There are also slogans in support of main opposition party CHP or its candidates (n = 118), other parties (n = 42), or targeting AKP (n = 20). The rest are keywords related to politics but not political parties.

Appeal (n = 1,219): Appeals to government suggesting some policy reforms, also revealed in [70]. These are either in a camelcase form that makes up whole sentences (i.e. Mr-Erdogan PlsGiveUsJobs) or very long hashtags (i.e. #JobsTo5000FoodEngineers) and explicitly state the demand of the related interest group. The demands are for jobs (i.e. food engineers, contracted personnel, teachers etc.) (n = 730) or for pardoning prisoners (n = 157), on military service by payment (n = 54) and on other profession related issues. Some of those policy reforms are supported only by opposition, i.e. #EşitYasaEşitAf or *İnfazVeŞartlı Eşit Olsun* suggest all prisoners should be pardoned equally, proposed by HDP (prominority rights opposition party) but declined by the government [12]. Some are only supported by FETÖ, recognized as a terrorist organization by Turkey, i.e. 15 keywords appeal to government to pardon cadets who are jailed for being member of FETÖ. This might contradict [70] which suggests that the government might be using such astroturfing campaigns to justify various legislations since these campaigns are heavily opposed by the government. Such variety in astroturfed campaigns favors the hypothesis that there is a business sector that might not always work in favor of the Turkish government.

Cult Slogan (n = 592): Trends that are about various topics but they all sourced from either the Adnan Oktar Cult (n = 474), Furkan's Cult (n = 105) or the Tevhid cult (n = 13) as the users campaigning using the corresponding trends explicitly state they are associated with the cult. All of the cults' leaders are arrested and some of the trends demanded the release of their leaders. The other trends include promoting the cults' views, spreading disinformation about theory of evolution and LGBT community. The latter is mainly promoted Adnan Oktar's cult. Turkish media also reported that Adnan Oktar and Furkan cults manipulate the trends using bots [6], [51].

Boycott (n = 92): These are appeals to people to boycott Metro and MediaMarkt (n = 45) or other companies (n = 47).

Miscellaneous (n = 1,730): Trends that are about any topic including social campaigns, TV shows, names of individuals or random slogans. As they do not have interest groups, we believe those are purchased by people who do not have intention to campaign and might not involve in multiple attacks.

The trends in appeal, politics, boycott and cult slogans are mostly annotated using the network information of interest groups, which we describe in the following section.

B. Interest Group Network

An *interest group* is a set of users that consistently engage with a set of trends that are semantically similar and/or represent the same campaign. To detect interest groups, we first collect all undeleted tweets (467,651 tweets including retweets)

from 2019 containing an attacked trend. We build the interest group network in which the users and trends are nodes and an edge between a user and a trend indicates that the user posted an undeleted tweet containing trend. Due to enormous size of the data and many communities it yields, we perform 4-core filtering in order to only analyze the most populous groups and also remove possibly noisy communities, which leaves 18,137 users, 2,552 trends and 164,078 edges. Louvain method [17] yields 33 communities with 0.846 modularity.

Figure 13 shows the resulting network. Communities map to a single interest group with very few exceptions. The biggest community that is central to the network is a mixture of pro-AKP (government) and pro-CHP (main opposition party) trends. This is likely the result of users supporting the two opposite parties hijack each others' trends. We performed a community detection solely to this community to detect pro-CHP users. In the end, we found that the community consist of 1154 users posting on 268 pro-CHP trends and 5764 users posting on 634 pro-AKP trends. The other politics group (named TGB) is very small and a mixture of Patriotic Party, Independent Turkey Party and Youth Union of Turkey (TGB) associated with the latter. Both parties gained less than 1% of votes in the latest elections. The cult groups are Adnan Oktar's cult, Furkan Cult and Tevhid cult as mentioned before. There is a boycott group targeting MediaMarkt and a small community demanding votes for a Survivor (TV program) contestant. The rest are all appeal groups.

It's unclear if the accounts in these groups are benign users or controlled by a single entity. However, the fact that Twitter suspended some of the interest groups which appeal to government for policy reforms [70] together with some astrobots suggest that some interest groups are part of a bigger opinion manipulation network.

C. Use Cases

The visibility of the trends' give way to various use cases that are different than traditional astroturfing in some cases. Here we describe the use cases of the ephemeral astroturfing attacks based on our observations by examining the trends and the associated tweets. We leave a fine-grained analysis of use cases to future work.

The primary use case is to mimic grassroots organizing and frame the trend is public discussion which we observe in trends of political and appeal types, as also reported in [70]. For instance #*TorbadaAFYoksaOyYok* ("No pardon, no votes") is created to mimic that relatives of prisoners are rallying against politicians although it is unclear how convincing this campaign is considering the prevalence of fake trends. Attackers also employed such trends to push them to different channels, justifying by the fact that they are trending on Twitter, i.e. pro-government media framed #*ÇünküÇaldılar* (Because They Stole, implying opposition stole the votes in elections) trend as a big support to AKP's candidate in social media [8]. Pro-AKP users made #*HırsızVar* (There is a thief, targeting opposition) popular on Ekşi Sözlük, a local social media platform, by pointing out that it is already trending on Twitter [79].

They are also used solely to exploit the visibility of the trends, without necessarily aiming to create the impression of a public discussion, e.g. trends of the illicit advertisement

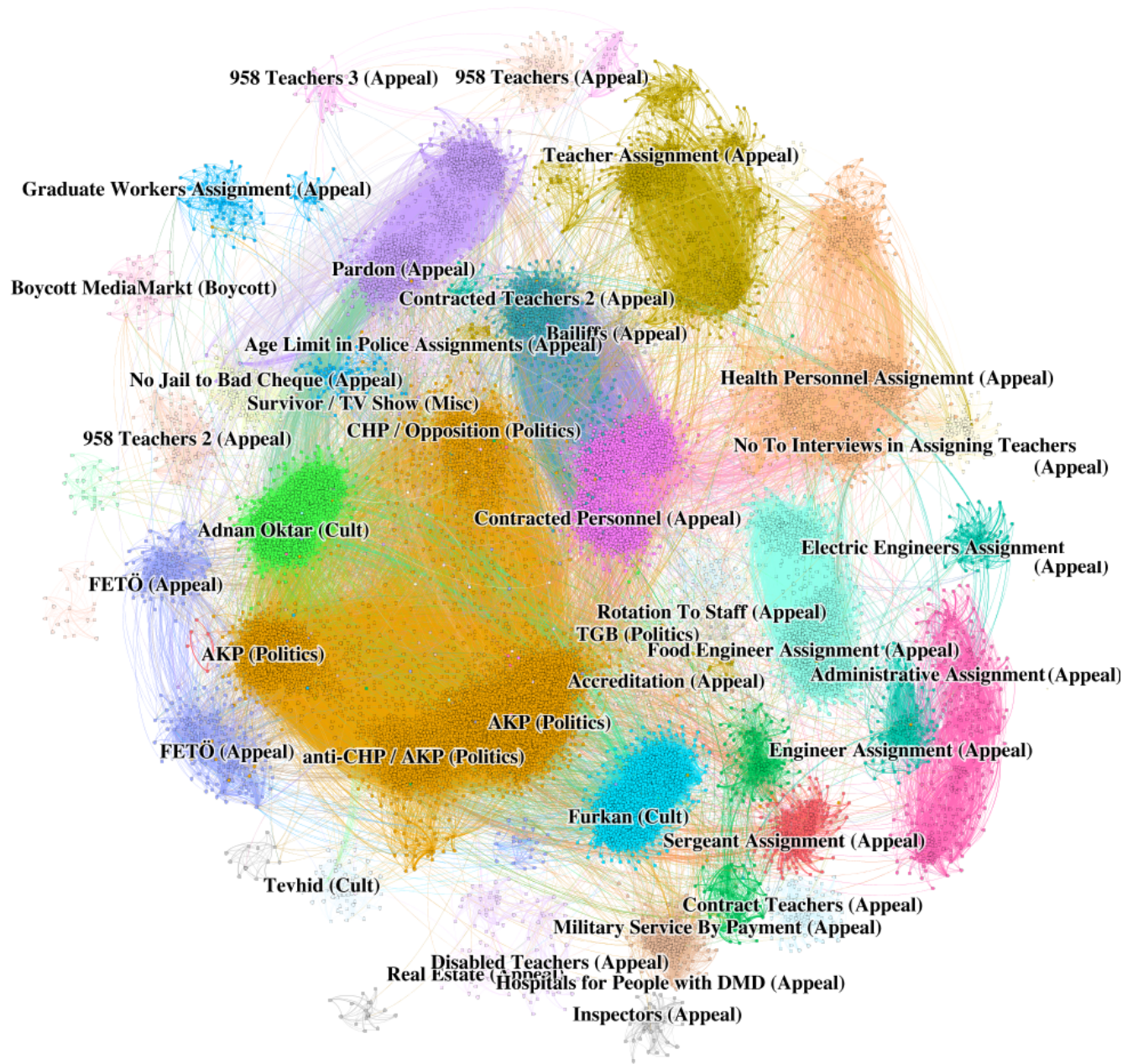


Figure 13. The interest group network visualized using OpenOrd layout [60] implemented by Gephi [15]. Colors indicate the communities. The biggest community (orange) situated in the center has a mixture of pro-AKP and pro-CHP users with AKP users making up the majority. The next biggest community (green) is related to Adnan Oktar cult. The remaining groups are users appealing to government for assignment to government positions or for other policy reforms. Three groups demand release of prisoners which are people jailed due to being member of FETÖ, people jailed due to bad cheque or debt and a general pardon group. Those who want to be assigned are teachers on contract, disabled teachers, other government personnel on contract, health personnel, people graduated from administration faculty, food engineers, electric engineers, other engineers, specialized sergeants and workers framing themselves as graduate workers. Others want enhancement to their jobs, i.e. 958 teachers' school is far away from their home due to provincial boundaries which is problematic for them; graduates from universities abroad want accreditation; bureaucrats want rotation; retired bailiffs want enhancements in their salaries; teachers do not want to be interviewed before being assigned to jobs and policemen want age limit to be raised 32. Additionally, there is a group of people who want the 21 days training accompanied to military service with payment to be abolished and a group demanding hospitals for people with DMD.

category self contain the company in the keyword and the first (only in somecases) tweets containing the trend are also from the company or the accounts promoting the company. Some trends are full sentences that self-contain a claim to manipulate public. i.e. the word to word translation of trend *Evrin Bilim Dışıdır* is "(Theory of) Evolution is unscientific". Although such trends do not appear to succeed in grabbing the attention of a wider public, they nonetheless convey their message by staying on top trends.

For those trends that could trend organically if users organize well, attacks provide an effortless and cheap way to reach trending, since both the related newspaper articles, the google search results for trending topic service and hijacked trends such as *#170TLdenITVerilir* indicate that attacks are very cheap to purchase, starting from 170TL (20\$).

The attacks might be also employed to have an algorithmic advantage. Attackers provide their clients with a clean slate as indicated in Section V. Once the keyword reaches trending, the first tweets that will appear on search results of the trend (especially if the trend have not been used on Twitter before) will be those of the clients, and their accounts will be the first to be read and receive engagements before reactionary groups form. This might influence the ranking of tweets in "Popular Tweets" section once the trending keyword is searched through search bar or trends list. We name this *trend squatting*.

Trends are also used to grab attention of a wider public including those with the opposite stance of the client. We name these trends as *click-bait trends* because they lure the users to click on the attacked trend in the trends list to see the tweets. Some of these trends are semantically neutral and hide the event underlying event, i.e. *#CHPdeKriz* means Crisis in CHP and is astroturfed and the tweets containing the trend are pro-AKP narratives spreading disinformation about CHP in unison. Their message would be read by pro-opposition users curious about what the trend is about since it is astroturfed only on Twitter and not covered elsewhere.

There are also click-bait trends that self-contain a pro-opposition slogan, but appear to be astroturfed by anti-opposition groups who squat on the trends. Such trends would exploit homophily principle to lure the pro-opposition users, as they would tend to click on such trends and read the tweets and possibly further promote the trends by posting tweets containing them. Those trends that self-contain a pro-opposition slogan also have another use case which is framing the trend as the pro-opposition groups started it. We name them as *false flag trends*. We identify such trends by examining the stance of tweets after the attack. For instance *#Dünya-MarkasıEkremİmamoğlu* means "İmamoğlu is a world brand" and appear to be supporting İmamoğlu (opposition's candidate) but the first tweets containing the hashtag (which are created in a few minutes after the attack) are all negative of İmamoğlu in unison and claim the opposition is exaggerating him. Only after a while, users with pro-opposition stance lured into tweeting about the hashtag in a disorganized manner. A similar case is *#MansurlaYaşanabilirAnkara* (Liveable Ankara with Mansur). The hashtag is explicitly pro-opposition and there are a few tweets that support the opposition right after the attack, but then the reaction by anti-opposition groups seems too big and organized that they choke the pro-opposition voices suggesting

that anti-opposition groups might have started the trend and framed it as though the pro-opposition groups started it.

Another use case seems to be the promotion of unpopular entities which failed to grab attention. For instance "YSK'dan CHP ve İyi Parti Kararı" is the title of a news article meaning "Supreme Election Council's decision about CHP and İyi Party". The 2-gram *YSK'dan CHP* was attacked and pushed to trends two hours after the tweets mentioning the news first appear and might have made the news popular or the accounts spreading the news popular.

Attacks could also be employed to spam to an organic trend in order to frame it as astroturfed with the cost of exposing the bots employed although we yet to find an example on that.

Finally, there are trends that appear to be created in order to instigate reaction of the public or certain individuals. i.e. *#BurakÖzçivitSizceYakışıklımı* ("Do you think Burak Özçivit (Turkish actor) is handsome?"), *#EnSevdiğim3Şarkı* ("The Top 3 Songs I like"), *#HalukLeventBakanOlsun* ("Haluk Levent (Turkish singer) should be a minister"), *BenimleEvlennirmisinAsuman* ("Asuman would you marry me?") Those trends appear to be purchased by individuals without the intention of to campaign but rather to have fun.

VIII. ATTACKER ECOSYSTEM

In this section we share our results on a wider network of attackers and their clients by analyzing astrobots' network and describing the patterns they follow. By doing so, we corroborate the presence of a business sector having a wide range of clients, as the communities within the astrobot network do not perfectly align with semantics of trends.

Astrobots are the accounts employed in the attacks. We build the astrobot network in which the nodes are accounts and the attacked trends and edges between accounts and trends indicate the account posted a deleted lexicon tweet containing the trend. The network has 33,593 users active in 2019, 71.6% of which still exist in the platform by July 2020. Surprisingly, the intersection of astrobots active in 2019 and 147,456 users posting undeleted tweets to these trends in 2019 is only 817, suggesting that astrobots' only function in the campaigns is to push the keyword to trends and stay idle otherwise. This is likely due to stealthy nature of ephemeral astroturfing attacks, that the attackers' do not want any association of their bots with the campaigns they promote so they do not employ them for visible tweets. Alternatively, the attackers might be outsourcing the task of pushing the keyword to a trend by making deals with attackers who offer trend topic service. The exact relationship between these actors are unclear at this point and we leave a fine-grained analysis to future work.

From the users active in 2019, we removed these who attacked only once to remove noise which leaves 21,187 users. We performed community detection using Louvain method [17] and found 6 communities, with 0.711 modularity. We name these communities by the coloring scheme we prefer: green, cyan, blue, orange, pink and red. Figure 14 shows the resulting network. Table III shows the number of trends, users and the percentage of users still exist in the platform by July 2020 within the communities in addition to the pattern(s) we found. We now describe the temporal and semantic patterns the communities follow in detail.




Figure 14. The astrobot network visualized using OpenOrd. Colors indicate the communities. The attackers lost control of the green and cyan communities by February 2019 while the remaining communities still participate in the attacks by September 2019. Majority of the spam trends promoting fake follower scheme and top trend service are found in the blue cluster. Majority of the bet related ads are in pink and red community. Most of the Adnan Oktar cult related trends are in the pink community while Furkan cult's trends are in orange community. Pro-AKP trends are distributed to all communities but 40% of them are in the pink community. The overlap between astrobot network and interest group network is negligibly small.

Table III. STATISTICS OF THE COMMUNITIES. EXISTS DENOTE THE PERCENTAGE OF USERS NOT SUSPENDED OR DELETED WITHIN THE COMMUNITY BY JULY 2020. SUMMARY IS THE PATTERN(S) THAT CHARACTERIZE(S) THE COMMUNITIES.

Community	Users	Exists	Trends	Summary
Green	2079	81%	291	Created and lost in early 2019. Mostly misc. trends.
Cyan	3701	78%	839	Created mostly before 2019, lost in early 2019.
Blue	4845	70%	1043	Trends related to TT Service / Fake Followers
Pink	4719	74%	2422	Trends related to Betting and Adnan Oktar
Red	2627	73%	941	Trends related to Betting and Adnan Oktar
Orange	3216	71%	913	Trends related to Furkan Cult

Figure 15 shows the number of accounts first seen and last seen attacking. We found that the cyan community is the only community in which the majority of the accounts (79%) were actively participating in the attacks before 2019 while the rest became active mostly in mid 2019. The only exception is the green community, whose users were mostly active since January 2019. The green and cyan communities stopped attacking in February. However most of the users in these two communities still exist in the platform despite not participating in the attacks. All users that still exist in the platform in the green community and half of such users in the cyan community last posted an undeleted tweet by February as Figure 16 shows. Precisely, 1,887 users became dormant in February 1, 2019. 23% of the users in the green community and 6.7% in the cyan community last tweeted a lexicon tweet in February, suggesting that the attackers could not delete the lexicon tweet from their last attack. The other half of the users in cyan community still use Twitter by July 2020 but did not

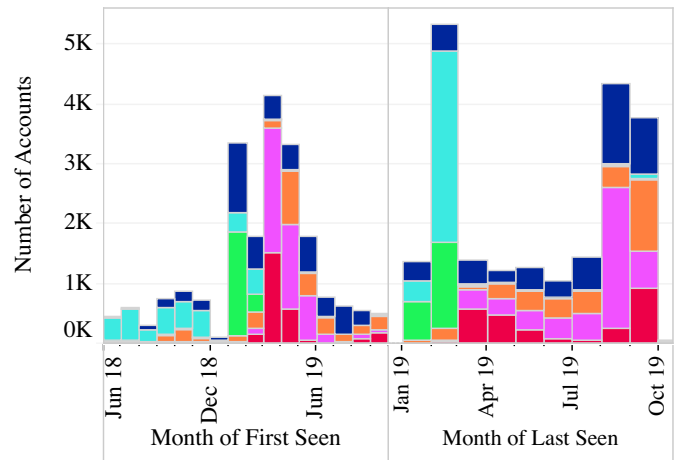


Figure 15. The time the accounts are first and last seen attacking. The users from the cyan community were active even before 2019 while the rest of the community became active in 2019. Accounts in green and cyan community appear to discontinue attacking in early 2019.

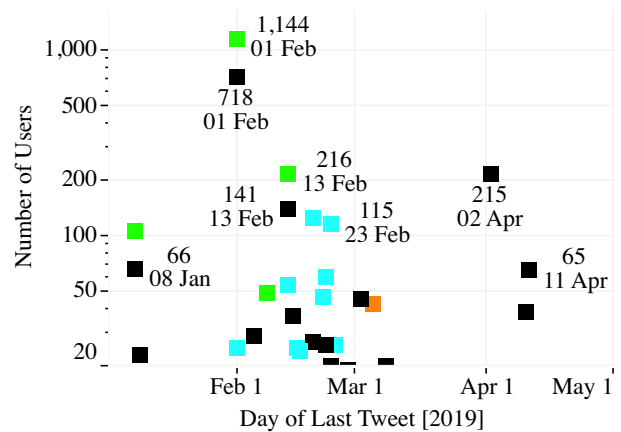


Figure 16. The date of last undeleted tweets of accounts per community. Accounts shown in black are not assigned to any community. The huge spike in accounts who last tweeted in February 1st and never heard of since then might show that attackers lost control of these accounts although the accounts are not suspended.

participate in an attack after February. This suggest that the attackers might have lost control of the accounts either due to internal problems or because Twitter imposed a session reset or a location or IP ban on the accounts, rendering them useless.

Further analysis on last undeleted tweet of users shows that there are 900 dormant accounts out of 21,000 accounts active in 2019 in which the time between the last time they attacked and the last time they posted an undeleted tweet (when we check in July 2020) is more than 1 year, i.e. the account last attacked and deleted in 2019 but its visible last tweet is from 2015, creating a four-year gap. Such accounts are mostly found in the pink and red communities but do not nearly make up the majority of these communities. Figure 17 shows the distribution of the accounts with respect to the year they stay dormant and their communities.

Although most accounts became active in attacks in 2019, they were not always created so recently. While the accounts in the blue, pink, and cyan communities were created in

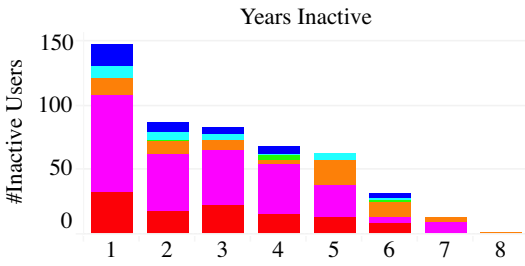


Figure 17. The number of the inactive accounts and their communities. The pink community has the largest population of inactive accounts.

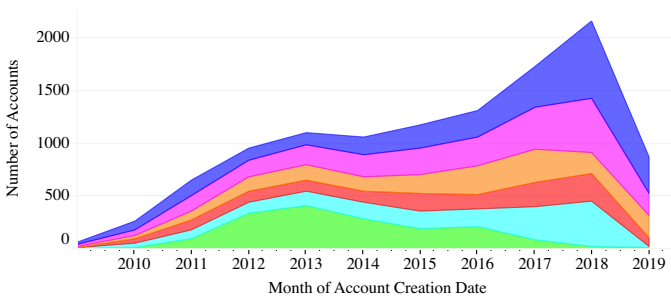


Figure 18. Creation dates of accounts per community. The accounts in the green community are mostly created around 2013 while the the cyan, pink and blue communities are newer. The red and orange communities follow a more uniform distribution.

late 2018, the creation dates of the accounts in the red and orange communities appear to follow a uniform distribution. Interestingly, the accounts in the green community were mostly created around 2013. These users might have been bulk-purchased or bulk-compromised in January 2019. Figure 18 shows the distribution of the creation dates of the accounts.

Figure 19 shows the distribution of trend categories within the communities. We found that 60% of trends in the green community are of the miscellaneous type. Except for this case, there is no community that is dominated by only one type of a trend, both interest group wise or considering the broader category. The majority of the bet related ads (80%) and Oktar’s cult slogans (68%) are in the pink and the red communities. 80% of spam ads promoting fake follower schemes and trend topic services are found in blue community. The fact that this community is central to the whole network suggests that the attackers controlling this group provide users and trends for other groups as well. Food engineers appealing for jobs are also almost uniquely associated with blue community, while cult slogans related to Furkan are associated uniquely with orange community. Politics related tweets are dispersed throughout the communities and political parties often share the same community with their rivals. Although the blue community contains the highest number (80) of pro-CHP trends, it also has 80 pro-AKP trends. Similarly, 40% of the pro-AKP trends are associated with the pink community but the pink community has also 15 pro-CHP trends. This further corroborates that the attackers are independent of the parties.

IX. IMPLICATIONS AND COUNTERMEASURES

In this section we discuss the implications of the findings described throughout the paper with respect to the security

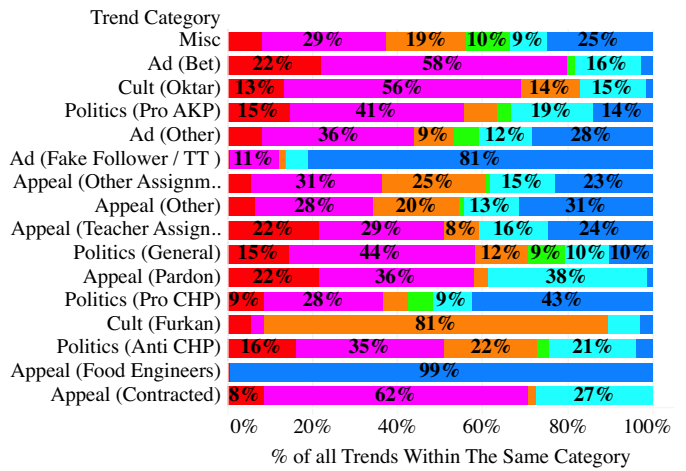


Figure 19. The trends according to interest groups with at least 100 trends and the community their trends are promoted by. Some interest groups such as contract employees are merged into one. Bet and Adnan Oktar related trends seemed to be mostly promoted by pink red community while bet fake follower and tt ads are mostly by blue community. Pro-CHP trends are promoted mainly by blue community but they still cooccur with pro-AKP and anti-CHP trends. Furkan Cult is mainly promoted by orange community and food engineers’ appeals are almost uniquely promoted by blue community.

and privacy of large scale-social networks. We also discuss potential platform-side defenses against the attacks.

Social and Political Implications Twitter’s trending feature could help society to break echo chambers as opposite voices can make themselves heard through trends if they are high in number and/or organize well. However, ephemeral astroturfing attacks abuse this system and help anyone who is willing to pay the price to be heard by a wider public. As such they have real-world implications beyond Twitter.

Ephemeral astroturfing attacks help those who cannot trend organically due to real life implications they would face, including legal consequences. Those include 1) scammers 2) hateful voices that might be detrimental to healthy dialogue 3) smear campaigns involving slander 4) illegal businesses that cannot explicitly promote themselves i.e. illegal betting and football streaming websites 5) campaigns organized by groups that are recognized as crime syndicates or terrorist organizations and cannot be executed publicly. Those voices might harm the victims, produce more hate and anger in public and also encourage crime.

For instance, ÇiftlikBank was a pyramid scheme claiming to be a farm company aimed to grow fast and aggressively maximize the profit before getting detected. Therefore, they employed the attacks to promote themselves, precisely 29 times by slogans such as *ÇiftlikBank TesisAçılışı* (ÇiftlikBank Facility Opening), *ÇiftlikBank BirYaşında* (ÇiftlikBank is One Year Old) which implicitly advertise the scheme and give the impression that it is a growing business. The scheme did not trend organically until December 2017 when it started to raise suspicions [18], which is attempted to be countered by attackers pushing *#ÇiftlikBankaGüveniyoruz* (We trust in ÇiftlikBank) to trends. ÇiftlikBank’s boss scammed \$129 million and escaped from Turkey in March 2018 [4], [45].

Hateful voices employed attacks to target companies, indi-

viduals, and vulnerable populations, defaming and/or alienating them. Taxi drivers in Istanbul protested Uber [40]. Some of the slogans aligning with their campaign and sow hate against the company as well as the drivers, e.g. *#KorsanUberKapanacak* (Pirate Uber Must Shutdown), *#RüşvetçiUber* (Uber takes Bribes), and *UberAraç SahipleriAraştırılsın* (Uber drivers should be investigated). Hateful messages targeted individuals demanding their arrest, e.g. *#FetöcüKuytulTutuklansın* (Arrest Kuytul, he is a terrorist). Alparslan Kuytul is the leader of Furkan Cult and has an anti-government stance. They also spread hate speech and disinformation targeting vulnerable populations, i.e. the LGBT community was targeted at least 24 times by these attacks in 2019 alone by trends such as *Lgbti Pedofilidir*, (LGBT is pedophilia), *DinDevletDüşmanı SapıkLgbti*, (Pervy LGBT is enemy of religion and state). Such voices are attempted to be countered by the attacks as there appears to be no other solution, i.e. attackers pushed *#UberiSeviyoruz* (We love Uber), *#HalkUberiSeviyor* (People want Uber) to counter the slogans aligning with taxi lobby. Additionally, people seem to reacted to the prevalence of trends that appear to be sourced from Adnan Oktar Cult, by astroturfing trends, e.g. *#AdnancılarMilletSizdenBıktı* (Adnan Oktar Cult, people are sick of you,), *#Sizina*Adnancılar* (Swears to Adnan Oktar Cult by abbreviating the profanity).

Politically motivated groups employed attacks for smear campaigns spreading disinformation and hate speech. During 2019 Local Elections in Turkey, many pro-government groups astroturfed trends to target the opposition (e.g. *#CHPP-KKniñinde*, which means opposition's party follow a terrorist organization) and particularly opposition's candidate, Ekrem İmamoğlu, who eventually won the election and became mayor of Istanbul. Trends targeting the candidate involve slander asserting that he lies (e.g. *#EkrandakiYalancı*, which means Liar on TV) and that he stole the votes (e.g. *#HırsızVar*, which means There is a thief, targets İmamoğlu.) The most popular astroturfed trend in this issue is *#ÇünküÇaldılar*, ("Because They Stole") is explicitly organized and pushed to the trends by pro-government groups [7] and joined by the rival candidate Binali Yıldırım [37]. Ekrem İmamoğlu condemned the campaign [9]. After Supreme Electoral Council decided to rerun the elections but did not state there way any ballot ringing involved, Binali Yıldırım later stated he expressed himself in a colloquial language and the campaign was "an operation to create a perception". [11].

Some astroturfed trends by hateful voices became public discussion after appearing on the trends due to their capability of grabbing attention, e.g. *#SuriyelilerDefolsun* (Syrians Get Out) was astroturfed on September 3, 2018 and sparked controversy among Twitter users including politicians who saw the hashtag trending. It was later discussed by the media [20], [22], academic papers [23], [24], [54], [64], and other social media websites [16], [48], [59], despite being astroturfed and not actually reflecting public opinion - at least initially.

Security Implications Ephemeral astroturfing is a threat to the *authenticity and integrity of trending topics* on Twitter. Not only these astroturfed trends are extremely prevalent, averaging 47% of top 5 trends daily but they also stay in the trends list longer. As with any system, when authenticity is compromised, trust in the system diminishes, e.g. the price of bitcoin falls after a hack and the prevalence of credit card

fraud causes a mistrust of credit cards. If trending topics fails to display authentic trends and instead displays only artificial trends, trust in trending topics and Twitter as a whole is threatened. Ephemeral astroturfing attacks also *promote a market for compromised accounts*, especially those accounts which have active users. As long as ephemeral astroturfing remains effective, more compromised accounts will be needed to boost the target keywords which inevitably leads to *more attacks on Twitter users*. However, the fact that there is a very easy way to detect this attack means that otherwise difficult to detect compromised accounts can be identified. Because of the deletion activity used in ephemeral astroturfing attacks, the fact that an account is compromised is often unknown even to the account user, so the accounts are rarely reported. An additional advantage is that once a set of compromised accounts is identified, these accounts can be used to track down how the accounts were compromised. We believe that determining what these accounts have in common (e.g. a rogue third party application) can lead to understanding how the accounts were compromised.

Countermeasures Due to the use of "real" compromised accounts, defenses against ephemeral astroturfing attacks are inherently challenging. As the source of tweets used in these attacks are official Twitter apps such as *Twitter for Android*, *Twitter for iPhone* or *Twitter for iPad*, Twitter cannot render the attack useless by suspending a 3rd party Twitter app contrary to [65]. Simply detecting and removing the accounts associated with these attacks means deleting accounts of real, active, otherwise non-malicious users. Otherwise these attacks fit an easily detectable pattern and can easily be detected. We outline two main paths for defenses: detecting and inoculating. The methods outlined in Section IV can be used to detect when an attack is occurring and which accounts are involved. That is, listen for deletions of recently posted tweets with the same keyword across different users and then flag these users accounts. Then, inspect the accounts and determine if they are otherwise benign (belong to a normal user) or are purely used for astroturfing attacks and can be deleted immediately. For the human accounts, a forced password reset and a warning about third party apps may suffice. The second option is to render the attack useless. The fact that these attacks are successful implies that the Twitter trending algorithm does not consider the deletion of tweets. A simple defense, then, is to account for deleted tweets when computing trending topics. For example, the trending algorithm can track the tweets that contain the keyword and heavily penalize the trend's rank for each deleted tweet.

Disclosures This research is conducted using Internet Archive's Twitter Stream Grab. As such, the data is public and the study is easily reproducible. On July 2019, we notified Twitter's security team through Hackerone about the presence and volume of lateral astroturfing attacks on their platform and provided details and solutions. They acknowledged the issue but declined to make changes as it involves their spam detection system and not a vulnerability in the software. On July 2020 after the takedown of 7340 Turkish users involved in coordinated inauthentic behavior, we notified the election integrity team, received a positive response, and now wait for further discussions on the issue.

ACKNOWLEDGEMENTS

This work is supported in part by the Open Technology Funds Information Controls Fellowship.

REFERENCES

- [1] N. Abu-El-Rub and A. Mueen, "Botcamp: Bot-driven interactions in social campaigns," in *The World Wide Web Conference, WWW 2019, San Francisco, CA, USA, May 13-17, 2019*, 2019.
- [2] F. Ahmed and M. Abulaish, "A generic statistical approach for spam detection in online social networks," *Computer Communications*, 2013.
- [3] Anonymous, "Turks manipulate trending topics in spite of twitter," *Hurriyet Daily News*, 11 2014.
- [4] —, "\$129 million turkish farmville-clone scammer found in uruguay," *Ahval News*, 3 2018.
- [5] —, "Erdoğan'a botlar "tamam" millet "devam" diyor," *Yeni Akit*, 05 2018.
- [6] —, "Adnancı ve furkancılar twitter'ı istila etti!" *Medya Radar*, 9 2019.
- [7] —, "Akp launches social media campaign to counter opposition hashtag for istanbul election," *Turkish Minute*, 5 2019.
- [8] —, "'Çünkü Çaldılar" sosyal medyada dev destek," *A Haber*, 5 2019.
- [9] —, "Ekrem İmamoğlu: They campaign by making children say they stole," *Bianet*, 5 2019.
- [10] —, "Türk telekom bot hesaplarla algı operasyonu mu yapıyor?" *Medya Faresi*, 9 2019.
- [11] —, "because they stole statement by yıldırım: I had to, i cannot express myself," *Bianet*, 5 2019.
- [12] —, "Hdp mps protest bill on criminal enforcement," *Bianet*, 4 2020.
- [13] E. Bal, "Twitter'da nasıl tt olunur?" *BBC Türkçe*, 3 2014.
- [14] S. Barbon, R. A. Igawa, and B. B. Zarpelão, "Authorship verification applied to detection of compromised accounts on online social networks," *Multimedia Tools and Applications*, 2017.
- [15] M. Bastian, S. Heymann, and M. Jacomy, "Gephi: an open source software for exploring and manipulating networks," in *Third international AAAI conference on weblogs and social media*, 2009.
- [16] Biriki2üç3456, "Twitterda şu an gündem olan #suriyelilerdefolsun hashtag'ı hakkında ne düşünüyorsunuz?. accessed on 2020-07-27," 9 2018, kızlar Soruyor.
- [17] V. D. Blondel, J.-L. Guillaume, R. Lambiotte, and E. Lefebvre, "Fast unfolding of communities in large networks," *Journal of statistical mechanics: theory and experiment*, vol. 2008, no. 10, p. P10008, 2008.
- [18] H. Boyacıoğlu, "Turkey's trade ministry launches probe into 11 companies over fraudulent ponzi scheme," *Hurriyet Daily News*, 1 2019.
- [19] C. Cadwalladr and E. Graham-Harrison, "Revealed: 50 million facebook profiles harvested for cambridge analytica in major data breach," *The guardian*, vol. 17, p. 22, 2018.
- [20] B. Cansu, "Suriyeliler hedef halinde," *Birgün Gazetesi*, 5 2018.
- [21] J. M. Carrascosa, R. González, R. Cuevas, and A. Azcorra, "Are trending topics useful for marketing? visibility of trending topics vs traditional advertisement," in *Proceedings of the first ACM conference on Online social networks*, 2013, pp. 165–176.
- [22] R. Çakır, "#suriyelilerdefolsun: Peki, sonra?" *Medyascope*, 9 2018.
- [23] D. Çakır Demirhan, "Türkiye'de geçici koruma kapsamında bulunan suriyelilerin ulusal vatandaşlık rejimine etkisi," 2020, sosyal Bilimler Enstitüsü.
- [24] O. Cengiz and C. Cengiz, "Political economy of anti-refugee in turkey and cyber-racism: Thematic analysis of #suriyelilerdefolsun hashtag," in *Handbook of Research on the Political Economy of Communications and Media*. IGI Global, 2020, pp. 339–358.
- [25] N. Chavoshi, H. Hamooni, and A. Mueen, "Debot: Twitter bot detection via warped correlation," in *ICDM*, 2016.
- [26] —, "Temporal patterns in bot activities," in *Proceedings of the 26th International Conference on World Wide Web Companion, Perth, Australia, April 3-7, 2017*, 2017.
- [27] C. H. Cho, M. L. Martens, H. Kim, and M. Rodrigue, "Astroturfing global warming: It isn't always greener on the other side of the fence," *Journal of business ethics*, vol. 104, no. 4, pp. 571–587, 2011.
- [28] Z. Chu, S. Gianvecchio, H. Wang, and S. Jajodia, "Detecting automation of twitter accounts: Are you a human, bot, or cyborg?" *IEEE Trans. Dependable Sec. Comput.*, 2012.
- [29] Z. Chu, I. Widjaja, and H. Wang, "Detecting social spam campaigns on twitter," in *International Conference on Applied Cryptography and Network Security*, 2012.
- [30] S. Cresci, R. Di Pietro, M. Petrocchi, A. Spognardi, and M. Tesconi, "Fame for sale: Efficient detection of fake twitter followers," *Decision Support Systems*, 2015.
- [31] S. Cresci, M. Petrocchi, A. Spognardi, and S. Tognazzi, "On the capability of evolved spambots to evade detection via genetic engineering," *Online Social Networks and Media*, 2019.
- [32] S. Cresci, R. D. Pietro, M. Petrocchi, A. Spognardi, and M. Tesconi, "The paradigm-shift of social spambots: Evidence, theories, and tools for the arms race," in *Proceedings of the 26th International Conference on World Wide Web Companion, Perth, Australia, April 3-7, 2017*, 2017.
- [33] M. Şafak Sarı, "Dezenformasyon nedir? sosyal medya savaş meydanı oldu," *Journo*, 7 2020.
- [34] Şükrü Oktay Kılıç, "Twitter'da gündem oyunları," *Al Jazeera Türk*, 2 2014.
- [35] C. A. Davis, O. Varol, E. Ferrara, A. Flammini, and F. Menczer, "Botnot: A system to evaluate social bots," in *Proceedings of the 25th International Conference on World Wide Web, WWW 2016, Montreal, Canada, April 11-15, 2016, Companion Volume*, 2016.
- [36] J. P. Dickerson, V. Kagan, and V. S. Subrahmanian, "Using sentiment to detect bots on twitter: Are humans more opinionated than bots?" in *2014 IEEE/ACM International Conference on Advances in Social Networks Analysis and Mining, ASONAM 2014, Beijing, China, August 17-20, 2014*, 2014.
- [37] V. Doğanekin, "Ak party candidate: Votes clearly stolen in local polls," *Anadolu Agency*, 4 2019.
- [38] M. Egele, G. Stringhini, C. Kruegel, and G. Vigna, "Towards detecting compromised accounts on social networks," *IEEE Trans. Dependable Sec. Comput.*, 2017.
- [39] M. Egele, G. Stringhini, C. Krügel, and G. Vigna, "COMPACT: detecting compromised accounts on social networks," in *20th Annual Network and Distributed System Security Symposium, NDSS 2013, San Diego, California, USA, February 24-27, 2013*, 2013.
- [40] E. C. Ezgi Erkoyun, "Istanbul taxi drivers go to court to seek shutdown of uber," *Reuters*, 3 2018.
- [41] C. Freitas, F. Benevenuto, S. Ghosh, and A. Veloso, "Reverse engineering socialbot infiltration strategies in twitter," in *2015 IEEE/ACM International Conference on Advances in Social Networks Analysis and Mining (ASONAM)*, 2015.
- [42] J. Golbeck, "Benford's law can detect malicious social bots," *First Monday*, 2019.
- [43] C. Grier, K. Thomas, V. Paxson, and M. Zhang, "@ spam: the underground on 140 characters or less," in *Proceedings of the 17th ACM conference on Computer and communications security*, 2010, pp. 27–37.
- [44] S. Gurajala, J. S. White, B. Hudson, and J. N. Matthews, "Fake twitter accounts: profile characteristics obtained using an activity-based pattern detection approach," in *Proceedings of the 2015 International Conference on Social Media & Society*, 2015.
- [45] P. Harrison and S. Akyol, "Founder accused of defrauding gamers," *BBC*, 3 2018.
- [46] A. Hern, "Anti-porn filters stop dominic cummings trending on twitter," *Guardian*, 5 2020.
- [47] X. Hu, J. Tang, Y. Zhang, and H. Liu, "Social spammer detection in microblogging," in *Twenty-Third International Joint Conference on Artificial Intelligence*, 2013.
- [48] IcyBug8, "#suriyelilerdefolsun is trending in turkey. accessed on 2020-07-27," 9 2018, reddit.
- [49] J. Jia, B. Wang, and N. Z. Gong, "Random walk based fake account detection in online social networks," in *2017 47th Annual IEEE/IFIP*

- International Conference on Dependable Systems and Networks (DSN)*. IEEE, 2017, pp. 273–284.
- [50] M. O. Jones, “The gulf information war—propaganda, fake news, and fake trends: The weaponization of twitter bots in the gulf crisis,” *International journal of communication*, vol. 13, p. 27, 2019.
- [51] S. Kaçar, “Adnan oktar sahte twitter hesaplarıyla gündeme getiriliyor!” *Haber Ne Diyor*, 1 2020.
- [52] Kaparoz, “Akp’den savunma: Hesaplar bot değil arkadaşlarımızın türkçesi bu kadar,” *Kaparoz*, 5 2018.
- [53] F. B. Keller, D. Schoch, S. Stier, and J. Yang, “Political astroturfing on twitter: How to coordinate a disinformation campaign,” *Political Communication*, pp. 1–25, 2019.
- [54] K. A. Kırkıç, A. P. Kırkıç, and c. Berberoğlu, “The educational needs of refugees in a multicultural world: An innovative solution to the problem,” *Uluslararası Eğitim Programları ve Öğretim Çalışmaları Dergisi*, vol. 8, no. 2, pp. 233–254, 2018.
- [55] E. Kızılkaya, “Twitter moves to rein in robot lobbies in turkey,” *Hurriyet Daily News*, 3 2014.
- [56] B. Krebs, “Twitter bots drown out anti-Kremlin tweets,” *Krebs On Security*, 2011. [Online]. Available: <https://krebsonsecurity.com/2011/12/twitter-bots-drown-out-anti-kremlin-tweets/>
- [57] M. Kutlu, K. Darwish, C. Bayrak, A. Rashed, and T. Elsayed, “Embedding-based qualitative analysis of polarization in turkey,” *arXiv preprint arXiv:1909.10213*, 2019.
- [58] K. Lee, J. Caverlee, and S. Webb, “Uncovering social spammers: social honeypots + machine learning,” in *Proceeding of the 33rd International ACM SIGIR Conference on Research and Development in Information Retrieval, SIGIR 2010, Geneva, Switzerland, July 19-23, 2010*, 2010.
- [59] maharishi, “#suriyelilerdefolsun. accessed on 2020-07-27,” 9 2018, ekşi Sözlük.
- [60] S. Martin, W. M. Brown, R. Klavans, and K. W. Boyack, “Openord: an open-source toolbox for large graph layout,” in *Visualization and Data Analysis 2011*, vol. 7868. International Society for Optics and Photonics, 2011, p. 786806.
- [61] J. McCoy, T. Rahman, and M. Somer, “Polarization and the global crisis of democracy: Common patterns, dynamics, and pernicious consequences for democratic polities,” *American Behavioral Scientist*, vol. 62, no. 1, pp. 16–42, 2018.
- [62] Z. Nabi, “Censorship is futile,” *CoRR*, 2014.
- [63] C. Nyst and N. Monaco, “State-sponsored trolling: how governments are deploying disinformation as part of broader digital harassment campaigns,” *Institute for the Future*, 2018.
- [64] S. Pekkendir, “Discursive identification of syrian refugees in turkey as a way of governmentality,” Ph.D. dissertation, University of London, 2018.
- [65] T. Porter, “How diehard trump fans transformed their twitter accounts into bots which spread conspiracies in a vast russia-style disinformation network,” *Business Insider*, 3 2020.
- [66] J. Ratkiewicz, M. D. Conover, M. R. Meiss, B. Gonçalves, A. Flammini, and F. Menczer, “Detecting and tracking political abuse in social media,” in *Proceedings of the Fifth International Conference on Weblogs and Social Media, Barcelona, Catalonia, Spain, July 17-21, 2011*, 2011.
- [67] M. E. Roberts, *Censored: distraction and diversion inside China’s Great Firewall*. Princeton University Press, 2018.
- [68] E. Saka, “Social Media in Turkey as a Space for Political Battles: AKTrolls and other Politically motivated trolling,” *Middle East Critique*, 2018.
- [69] C. Semercioğlu, “Dünya gündeminde nasıl 1 numara oldum,” *Hürriyet*, 11 2014.
- [70] A. A. J. G. Shelby Grossman, Fazıl Alp Akış and K. Jonsson, “Political retweet rings and compromised accounts: A twitter influence operation linked to the youth wing of turkeys ruling party,” Stanford University, Tech. Rep., 2020, stanford Internet Observatory.
- [71] M. Stella, M. Cristoforetti, and M. D. Domenico, “Influence of augmented humans in online interactions during voting events,” *CoRR*, 2018.
- [72] A. Team, “Archive team: The twitter stream grab. accessed on 2020-02-01,” 2019.
- [73] K. Thomas, C. Grier, and V. Paxson, “Adapting social spam infrastructure for political censorship,” in *Presented as part of the 5th {USENIX} Workshop on Large-Scale Exploits and Emergent Threats*, 2012.
- [74] E. Treré, “The dark side of digital politics: Understanding the algorithmic manufacturing of consent and the hindering of online dissidence,” 2016.
- [75] Twitter Inc., “Disclosing networks of state-linked information operations weve removed,” 2020, twitter Blog.
- [76] @TwitterIR, “Q4 and fiscal year 2019 letter to shareholders,” February 2020.
- [77] C. VanDam and P.-N. Tan, “Detecting hashtag hijacking from twitter,” in *Proceedings of the 8th ACM Conference on Web Science*, 2016, pp. 370–371.
- [78] O. Varol, E. Ferrara, F. Menczer, and A. Flammini, “Early detection of promoted campaigns on social media,” *EPJ Data Sci.*, 2017.
- [79] waibull, “#hırsızvar. accessed on 2020-07-27,” 4 2019, ekşi Sözlük.
- [80] G. Wang, M. Mohanlal, C. Wilson, X. Wang, M. J. Metzger, H. Zheng, and B. Y. Zhao, “Social turing tests: Crowdsourcing sybil detection,” in *20th Annual Network and Distributed System Security Symposium, NDSS 2013, San Diego, California, USA, February 24-27, 2013*, 2013.
- [81] S. C. Woolley, “Automating power: Social bot interference in global politics,” *First Monday*, 2016.
- [82] L. Wu, X. Hu, F. Morstatter, and H. Liu, “Adaptive spammer detection with sparse group modeling,” in *Eleventh International AAAI Conference on Web and Social Media*, 2017.
- [83] C. Yang, R. C. Harkreader, and G. Gu, “Empirical evaluation and new design for fighting evolving twitter spammers,” *IEEE Trans. Information Forensics and Security*, 2013.
- [84] K.-C. Yang, O. Varol, C. A. Davis, E. Ferrara, A. Flammini, and F. Menczer, “Arming the public with artificial intelligence to counter social bots,” *Human Behavior and Emerging Technologies*, 2019.
- [85] S. Yardi, D. Romero, G. Schoenebeck et al., “Detecting spam in a twitter network,” *First Monday*, 2010.
- [86] J. C. York, “Syria’s Twitter spambots,” *The Guardian*, 2011. [Online]. Available: <https://www.theguardian.com/commentisfree/2011/apr/21/syria-twitter-spambots-pro-revolution>
- [87] H. Yu, M. Kaminsky, P. B. Gibbons, and A. Flaxman, “Sybilguard: defending against sybil attacks via social networks,” in *Proceedings of the 2006 conference on Applications, technologies, architectures, and protocols for computer communications*, 2006, pp. 267–278.
- [88] E. Zangerle and G. Specht, ““sorry, I was hacked”: a classification of compromised twitter accounts,” in *Symposium on Applied Computing, SAC 2014, Gyeongju, Republic of Korea - March 24 - 28, 2014*, 2014.
- [89] J. Zhang, R. Zhang, Y. Zhang, and G. Yan, “The rise of social botnets: Attacks and countermeasures,” *IEEE Trans. Dependable Sec. Comput.*, 2018.
- [90] Y. Zhang, X. Ruan, H. Wang, H. Wang, and S. He, “Twitter trends manipulation: A first look inside the security of twitter trending,” *IEEE Trans. Information Forensics and Security*, 2017.

APPENDIX

A. History of Astroturfing Attacks on Turkey’s Trends

In this section, we introduce the astroturfing attacks prior to ephemeral astroturfing attacks by a qualitative analysis similar to what we did in Section IV. These attacks are now obsolete but might still give insight on possible attacks in other contexts such as future attacks to Twitter trends in other countries or other social media platforms.

We examine the first ten tweets associated with the trends to identify all kinds of astroturfing attacks and annotate the trends accordingly. We consider the trends that are initiated by tweets that are related to the trends they contain and appear to be written by a human as sophisticated. We annotate the trends with sophisticated tweets for which we can identify their origin as *organic* and the others as *related*. We consider the trends that

are initiated by tweets which are not sophisticated but appear to be generated by a computer and follow a pattern that we can describe verbally as astroturfed. In total, we came up with 7 categories. Two annotators each labeled half of the 2,011 trends and one of them labeled an additional 200 randomly selected trends to reported annotator agreement, $K = 0.607$ for all 7 categories.

- 1) **Organic:** The first tweets are sophisticated and they refer to a popular event or contain a hashtag that was started by a popular user(s), i.e. celebrities, politicians, or TV programs. (n = 765)
- 2) **Related:** The first tweets are sophisticated, but the trends are neither about an event nor contain a hashtag that was started by a popular account so the trends' origins are unclear. (n = 609)
- 3) **Astroturfing — Generic:** The first tweets are not sophisticated and might be bot activity because the contents of the tweets are either i) only the target keyword (n = 93); ii) only the target keyword plus a random string or a number (n = 22); iii) low quality and repetitive comments shared by many trends, e.g. "#DonaldTrump let's make this trend" followed by "#DonaldTrump oh yeah super trend" (n = 46). We call this type generic because we believe that it's easy to detect such attacks as the content injected is repetitive and can be applied to all trends regardless of the meaning they convey and/or the most of users self-declare that they aim to push the target keyword to trend list.
- 4) **Astroturfing — Premade:** The first tweets are not sophisticated and likely bot activity because they are pre-made statements that are irrelevant to the trends. The trends are injected to arbitrary places in the tweets. e.g. famous quotes or full sentences irrelevant to the trends' meaning (i.e. Easy come easy #DonaldTrump go.) (n = 119) In some cases, a full paragraph from a story or a novel appear to be splitted into tweets, the target keywords are injected and the tweets are posted without even randomizing the order, making it easy to detect the pattern. The same behaviour is observed for Russian bots in [42] This tactic became dominant in 2014 but later fell out of favor in the same year. At the same time, news state that Twitter start to fight with the bots [55] and impose restrictions on astroturfing attacks although they could not prevent them [3].
- 5) **Astroturfing — Lexicon:** The first tweets are clearly not sophisticated and likely bot activity because they appear to be sourced from a lexicon of words and phrases, i.e. "apple (fruit) to cycle elephant #DonaldTrump trigonometry" (n = 182)
- 6) **Astroturfing — Lexicon - Premade:** Both pre-made statements and lexicon tweets are used for the same trend in different tweets. (n = 6) This might be due to the attackers testing the lexicon method.
- 7) **Other:** The first tweets are either retweets or spammers hijacking trends by injecting an irrelevant message to top five trends, which we observe to be common in Turkish Twitter. These trends' origin is likely not captured by 1% sample. (n = 166)

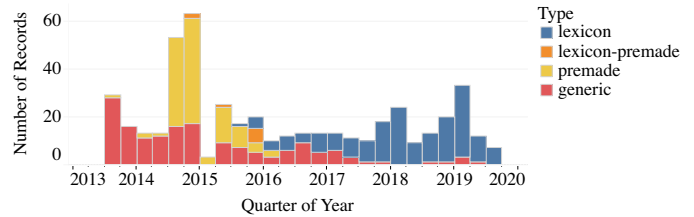


Figure 20. Frequency of different types of the attacks overtime (stacked). Premade and generic astroturfing attacks have fallen out of favor since early 2017 and lexicon astroturfing attacks have become the primary method for astroturfing. The gap in the first quarter of 2015 is due to missing data in the Internet Archive. The spike in 2014 coincide with presidential and local elections in Turkey.

Figure 20 shows the labeled categories by date for each of the manually labeled trends (recall that we randomly chose 1 trend per day to label). From our sample, we see that the pre-made and generic astroturfing attacks have fallen out of favor and lexicon astroturfing attacks now dominate the trends.

Classifying all the ephemeral astroturfing attacks using our classifier introduced in Section IV, we found attacks with lexicon tweets started in June 2015 and slowly spread throughout 2016 and was the dominant form of the astroturfing attacks by 2017 as Figure 21 shows. We also found 251 trends predating June 2015 that have many deletions and tweets where the rules for lexicon tweets apply, but are of the generic type with random strings or low-quality comments e.g. "oh yeah this tag is nice". Examining these trends, we believe they are obvious spam as 106 of them have the keyword "takip" (follow) i.e. *100de100GeriTakip* (Followback for 100%) and appear to organize follow for follows while 41 of them have "tag" (short for hashtag) and they are variations of a slogan meaning "Our Tag is Best". 30 of them have the word "kazan" (win), i.e. *#CumaBuTagKazandırır* (Friday This Tag Will Make You Win). These trends do not qualify ephemeral astroturfing attacks since they do not follow the attack model we describe (either due to low rate of deletions or the creations and deletions' time window are bigger than attacks with lexicon tweets)

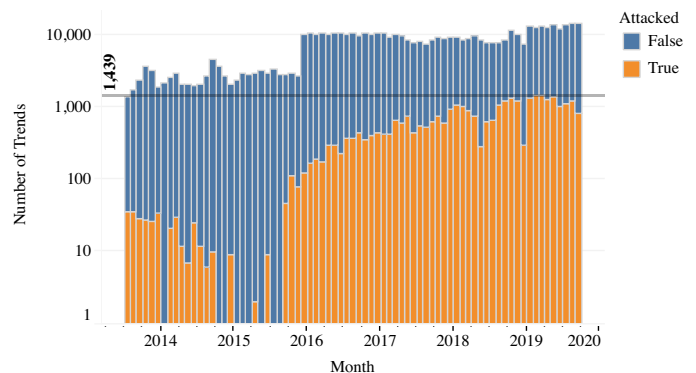


Figure 21. The start and spread of ephemeral the astroturfing attacks on Twitter trends in Turkey. Attacked trends start to become widespread in 2016 and they peaked at the time of 2019 Turkish Local Elections (March) and 2019 Istanbul Election Rerun (June). The sudden drops in the attacks are due to missing data in archive.org's dataset while the increase in number of trends is due to the change in number of trends Twitter's API provide.

B. Analysis of Trends' Features at Scale

In this section, we further show that we captured the trends with attacks we described and not trends with an alternative behavior by analyzing the features which approximate the behavior of the attacks. Although they are not used by our classifier, we find them insightful in understanding the behavior of the attacks. We use all the data in the retrospective dataset.

Deletion Percentage High percentage of deletion is an indicator, if not the primary indicator, for the attacks as Section IV shows. Figure 22 shows the ratio of deleted tweets to all tweets for trends with at least one deletion. The densities suggest that the percentage of deletions is overwhelmingly high for attacked trends, even for trends with a high number of tweets. However, there are some trends that are adopted by other users, i.e. the interest groups that are tied to the trends, who post undeleted tweets and decrease this percentage. There are also some trends that are not associated with the attacks but still have a high percentage of deletions.

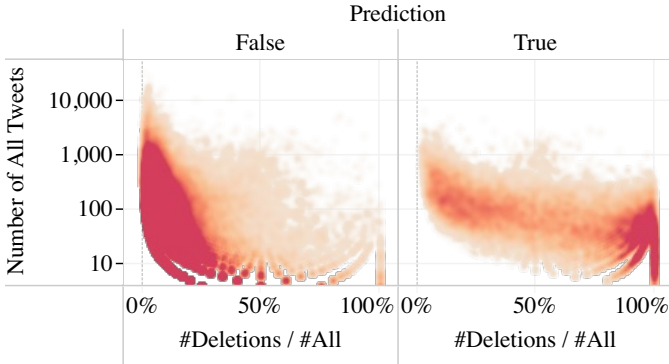


Figure 22. Percentage of deletions of trends associated with attacks and other trends. Attacked trends' deletion rate is overwhelmingly high. Trends without deletions are omitted due to their high volume.

Initial Deletions In Section V we found that 72% of all tweets associated with an astroturfed trend are deleted before they enter the trend list. However, since we do not have the exact time of trending for the whole retrospective dataset, we are not able to show this at scale. In such cases where the trends are created from scratch, we expect many attack tweets that are created and subsequently deleted before the other discussions regarding the trends take place. To approximate this phenomena, we sort the tweets and their deletions by time and we count the number of deleted single engagement tweets from the beginning until we find a tweet that is either not single engagement tweet and/or not deleted. We name those *initial deletions*. We also report the ratio of the number of tweets within the initial deletions to all tweets associated with the trend. As Figure 23 shows, the attacked trends are clearly distinct from the other trends in terms of the initial deletions. Both the initial deletions and their percentage are very low for other trends; most of them are below 3. However, for the attacked trends, not only is this number very high, but also the tweets within the initial deletions make up the majority or a sizeable minority of all tweets associated with the trend.

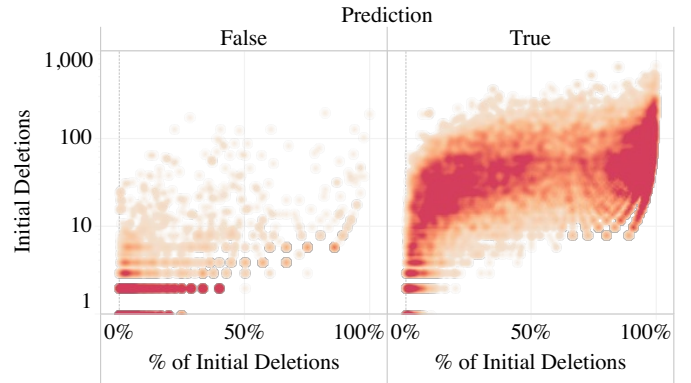


Figure 23. Initial deletions versus the percentage of tweets within the initial deletions to all tweets of the attacked trends and the other trends. Both measures are high for the attacked trends and point out the anomaly.

Entropy In Section IV we observe that the attack tweets are created in a small time window, within a minute in most cases. However it's not easy to determine the exact boundaries of the attacks due to noise. We use entropy as a proxy to show existence of such bursts of activity in a small time window. Low entropy of a distribution would indicate the distribution is concentrated in a center and therefore predictable. We compute the entropy of a trend using the number of tweets created/deleted per minute which are associated with the trend. We expect the entropy and the number of tweets to be linearly correlated since if there are more tweets/deletions, there would be more options in terms of time for them to be placed. As Figure 24(a) shows, this is exactly the case with the non-attacked trends. However, for attacked trends, there is an anomalous cluster in which, despite the high number of tweets, the entropy is extremely low, i.e. there are trends which have over 50 tweets but their entropy is 0, because all tweets are created within the same minute. This behavior is observed for entropy of deletions as well, as Figure 24(b) shows.

Lifetime We show the mean lifetime of tweets per trend. Like in the case of ground truth Section IV, the mean lifetime is very low for the attacked trends. As Figure 25 shows, their mean lifetime is concentrated between 1 and 10 minutes even when the number of deletions is high. The non-attacked trends show a more natural behavior in which the lifetimes are not concentrated around a certain time period.

C. Experimental Results of Lexicon Agnostic Classifiers

In this section, we provide the details of our experiments from Section IV on classifying the attacked trends in which we attempt to produce a more generalizable classifier.

All astroturfing attacks we inspect initiated with a burst of single engagement tweets. Additionally, the ephemeral astroturfing attacks employ a burst of deletions after the creation of tweets which we name initial deletions. For the attacks with lexicon tweets, the single engagement tweets are lexicon tweets and classifying them helps removing noisy deleted single engagement tweets that are not part of an attack.

To capture such behaviors, we created rules that have a high gini index using Decision Trees. These are, from most

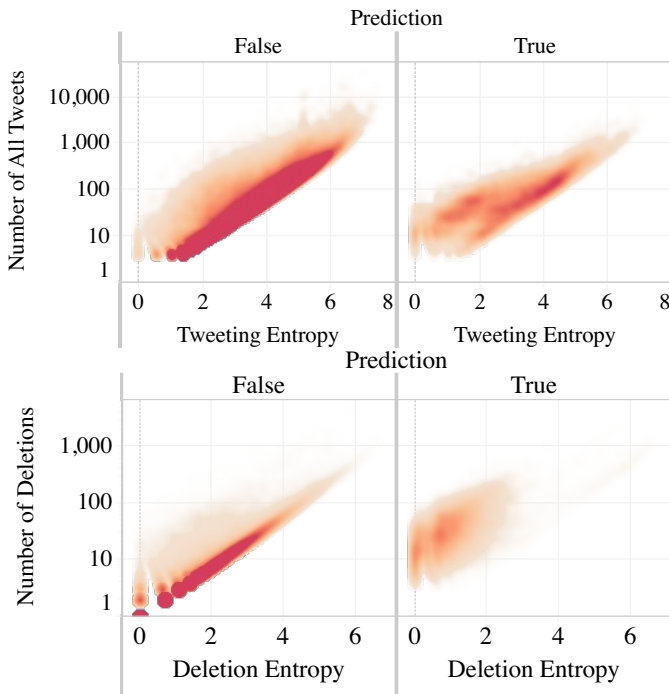


Figure 24. Entropy of the distributions of the tweets/deletions per minute. While entropy shows a linear correlation with the number of tweets/deletion for the trends that are not associated with the attacks, the attacked trends observe low entropy even with the high number of tweets/deletions.

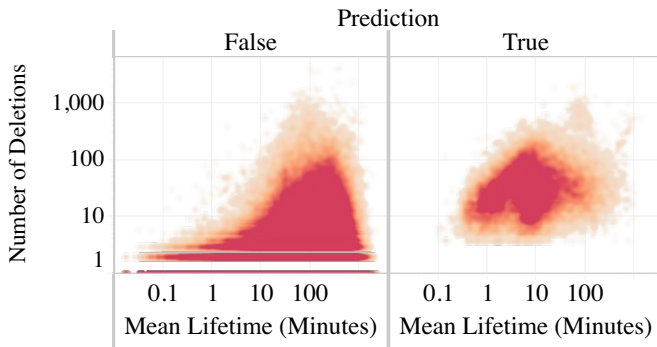


Figure 25. The mean time between deletion and creation of tweets (lifetime) per trend. Despite the high number of deletions, the mean lifetime of the attacked trends' is concentrated between 1 and 10 minutes.

general to specific: 1) ratio of deletions to all tweets 2) number of all deletions 3) ratio of deleted non-retweets to all non-retweets 4) number of all deleted non-retweets 5) number of deleted single engagement tweets 6) ratio of deleted single engagement tweets to all single engagement tweets 7) number of initial deletions 8) number of deleted lexicon tweets 9) ratio of deleted lexicon tweets to all lexicon tweets.

The rule 1 achieves 94.3% 5-Fold cross validation accuracy but yields poor recall on test data (66.8%). The content and metadata agnostic classifier employing rules 1 and 2 achieves an F-score of 78.2% while the content agnostic classifier employing non-retweets using rules 3 and 4 achieves an F-score of 84.5%. The lexicon agnostic decision tree using rules 5-7 (Figure 26) achieves 99.3% on cross-validation accuracy

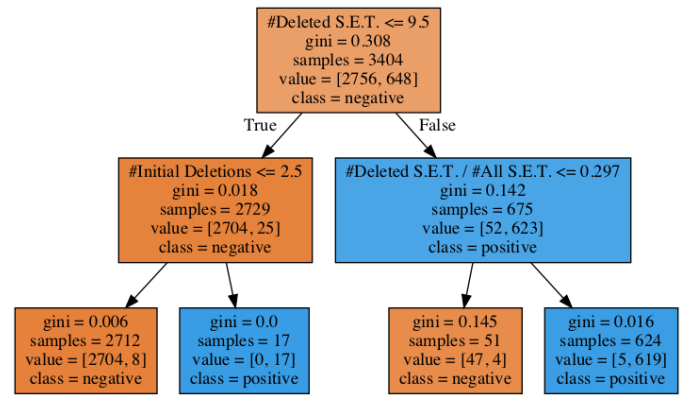


Figure 26. The lexicon agnostic classifier which achieves 97.8% F1. Number of deleted single engagement tweets and their percentage is the most important feature while initial deletions makes it possible to further classify some trends.

Table IV. THE RULES AND THE DECISION TREES USING THEM.

Rule / Classifier	5-Fold CV	Accuracy	Precision	Recall	F1
Rule 1: #All Deletions ≥ 17	92.3%	84%	69%	51.5%	59%
Rule 2: #All Deletions / #All Tweets $\geq 25\%$	94.3%	91.1%	91.3%	66.8%	77%
Decision Tree: Rule 1 & Rule 2	94.9%	92%	100%	64.2%	78.2%
Rule 3: #Deleted Non-Retweets ≥ 12	96%	92.4%	86.6%	78.4%	82.3%
Rule 4: #Del. Non R.T. / #All Non R.T. ≥ 0.34	96.1%	93.1%	84.7%	84.7%	84.7%
Decision Tree: Rule 3 & Rule 4	97.4%	94%	100%	73.1%	84.5%
Rule 5: #Deleted S.E.T. ≥ 10	97.3%	96%	93.8%	87.8%	90.7%
Rule 6: #Deleted S.E.T. / #All S.E.T. $\geq 50\%$	97.3%	95.5%	89.5%	90.5%	90%
Rule 7: #Initial Deletions ≥ 4	94.8%	92.2%	98.4%	66.3%	79.2%
Decision Tree: Rule 5 & Rule 6 & Rule 7	99.3%	99%	100%	95.7%	97.8%
Rule 8: #Deleted Lex. Tw. ≥ 4	99.7%	99.5%	98.4%	99.4%	98.9%
Rule 9: #Del. Lex. Tw. / #All Lex. Tw. $\geq 68\%$	98.3%	97.1%	91%	96.8%	93.8%
Decision Tree: Rule 8 & Rule 9	99.7%	99.7%	100%	98.9%	99.4%

and 100% precision, 95.7% on recall and 97.8% on F-score. Using lexicon tweets, the decision tree on rule 8 and rule 9 performs the best with 99.7% cross-validation score, 100% precision, 98.9% recall and 99.4% F-score. Table IV shows the full results including the rules' individual performance. We conclude that the percentage of deletions among certain types of tweets is already a good indicator while the exact count of deletions is necessary to control for the unpopular trends which do not have sufficient number of tweets in the retrospective dataset, i.e. a trend with only one tweet associated with it might have a 100% rate of deletion, but that does not mean it was attacked.

Other Countries The Decision Tree working on the rules 5-7 is the best lexicon agnostic classifier to classify ephemeral astroturfing attacks when a different kind of generated content is employed instead of lexicon tweets. We used this classifier for classification of trends from other countries in 2019. The left-hand side of the Decision Tree in Figure 26 did not yield any positives, meaning that there is no hashtag that starts with 3 single engagement tweets which are deleted within the same day. The right-hand side of the tree yields 120 hashtags that trended over 1,124 days. Some of these hashtags are "#NewProfilePic" in various languages. Only 38 of these hashtags trended. Three of them are about popular TV shows but with a typo: #GamesOfThrones, #Loveisalnd, #loveisand. We believe these are false positives in which many users attempted to tweet about this TV shows at the same time with a typo and deleted their tweets but could not help pushing the keyword with typo to trends. The others are in foreign languages (mostly Arabic). We leave analysis of these hashtags to future work.