

The “96 GeV excess” in the N2HDM

T. Biekötter

DESY, Notkestrasse 85, D-22607 Hamburg, Germany

M. Chakraborti

IFT (UAM/CSIC), Universidad Autónoma de Madrid, Cantoblanco, E-28048, Spain

S. Heinemeyer

*IFT (UAM/CSIC), Universidad Autónoma de Madrid Cantoblanco, E-28048, Spain
Campus of International Excellence UAM+CSIC, Cantoblanco, E-28049, Madrid, Spain
Instituto de Física de Cantabria (CSIC-UC), E-39005 Santander, Spain*

The CMS collaboration reported an intriguing $\sim 3\sigma$ (local) excess at 96 GeV in the light Higgs-boson search in the diphoton decay mode. This mass coincides with a $\sim 2\sigma$ (local) excess in the $b\bar{b}$ final state at LEP. We present the interpretation of this possible signal as the lightest Higgs boson in the 2 Higgs Doublet Model with an additional real Higgs singlet (N2HDM). We show that the type II and type IV (flipped) of the N2HDM can perfectly accommodate both excesses simultaneously, while being in agreement with all experimental and theoretical constraints. The excesses are most easily accommodated in the type II N2HDM, which resembles the Yukawa structure of supersymmetric models. We discuss the experimental prospects for constraining our explanation via charged Higgs-boson decays at the LHC or direct production of the ~ 96 GeV Higgs boson at a future lepton collider like the ILC.

1 Introduction

The Higgs boson discovered in 2012 by ATLAS and CMS^{1,2} is so far consistent with the existence of a Standard-Model (SM) Higgs boson³ with a mass of ~ 125 GeV. However, the experimental uncertainties on the Higgs-boson couplings are (if measured already) at the precision of $\sim 20\%$, so that there is room for Beyond Standard-Model (BSM) interpretations. Many theoretically well motivated extensions of the SM contain additional Higgs bosons. In particular, the presence of Higgs bosons lighter than 125 GeV is still possible.

Searches for light Higgs bosons have been performed at LEP, the Tevatron and the LHC. Besides the SM-like Higgs boson at 125 GeV no further detections of scalar particles have been reported. However, two excesses have been seen at LEP and the LHC at roughly the same mass, hinting to a common origin of both excesses via a new particle state. LEP observed a 2.3σ local excess in the $e^+e^- \rightarrow Z(H \rightarrow b\bar{b})$ searches⁴, consistent with a scalar of mass ~ 98 GeV, where the mass resolution is rather imprecise due to the hadronic final state. The signal strength was extracted to be $\mu_{\text{LEP}} = 0.117 \pm 0.057$, where the signal strength μ_{LEP} is the measured cross section normalized to the SM expectation assuming a SM Higgs-boson mass at the same mass.

CMS searched for light Higgs bosons in the diphoton final state. Run II⁵ results show a local excess of $\sim 3\sigma$ at ~ 96 GeV, and a similar excess of 2σ at roughly the same mass⁶ in Run I. Assuming dominant gluon fusion production the excess corresponds to $\mu_{\text{CMS}} = 0.6 \pm 0.2$. First Run II results from ATLAS with 80 fb^{-1} in the diphoton final state turned out to be weaker

than the corresponding CMS results, see, e.g., Fig. 1 in ⁷. Possibilities are discussed in the literature of how to simultaneously explain both excesses by a common origin. In particular supersymmetric realizations can be found in ^{8,9,10,11}. For a review we refer to Refs. ^{12,7}.

2 The N2HDM

We discussed in ^{13,14} how a ~ 96 GeV Higgs boson of the Next to minimal 2 Higgs Doublet Model (N2HDM) ^{15,16} can be the origin of both excesses in the type II and type IV scenarios. The N2HDM extends the CP-conserving 2 Higgs Doublet Model (2HDM) by a real scalar singlet field. In analogy to the 2HDM, a Z_2 symmetry is imposed to avoid flavor changing neutral currents at the tree level, which is only softly broken in the Higgs potential. Furthermore, a second Z_2 symmetry, under which the singlet field changes the sign, constraints the scalar potential. This symmetry is broken spontaneously during electroweak symmetry breaking (EWSB), as soon as the singlet field obtains a vacuum expectation value (vev).

In total, the Higgs sector of the N2HDM consists of 3 CP-even Higgs bosons h_i , 1 CP-odd Higgs boson A , and 2 charged Higgs bosons H^\pm . In principle, each of the particles h_i can account for the SM Higgs boson at 125 GeV. In our analysis, h_2 will be identified with the SM Higgs boson, while h_1 plays the role of the potential state at ~ 96 GeV. The third CP-even and the CP-odd states h_3 and A were assumed to be heavier than 400 GeV to avoid LHC constraints. The charged Higgs-boson mass was set to be larger than 650 GeV to satisfy constraints from flavor physics observables.

In the physical basis the 12 independent parameters of the model are the mixing angles in the CP-even sector $\alpha_{1,2,3}$, the ratio of the vevs of the Higgs doublets $\tan\beta = v_2/v_1$, the SM vev $v = \sqrt{v_1^2 + v_2^2}$, the vev of the singlet field v_S , the masses of the physical Higgs bosons $m_{h_{1,2,3}}$, m_A and M_{H^\pm} , and the soft Z_2 breaking parameter m_{12}^2 . Using the public code `ScannerS` ^{17,16} we performed a scan over the following parameter ranges:

$$\begin{aligned} 95 \text{ GeV} \leq m_{h_1} \leq 98 \text{ GeV} , \quad m_{h_2} = 125.09 \text{ GeV} , \quad 400 \text{ GeV} \leq m_{h_3} \leq 1000 \text{ GeV} , \\ 400 \text{ GeV} \leq m_A \leq 1000 \text{ GeV} , \quad 650 \text{ GeV} \leq M_{H^\pm} \leq 1000 \text{ GeV} , \\ 0.5 \leq \tan\beta \leq 4 , \quad 0 \leq m_{12}^2 \leq 10^6 \text{ GeV}^2 , \quad 100 \text{ GeV} \leq v_S \leq 1500 \text{ GeV} . \end{aligned} \quad (1)$$

The following experimental and theoretical constraints were taken into account:

- tree-level perturbativity and global minimum conditions
- Cross-section limits from collider searches using `HiggsBounds v.5.3.2` ^{18,19,20,21}
- Signal-strength measurements of the SM Higgs boson using `HiggsSignals v.2.2.3` ^{22,23,24}
- Various flavor physics observables, in particular excluding $M_{H^\pm} < 650$ GeV for all values of $\tan\beta$ in the type II and IV.
- Electroweak precision observables in terms of the oblique parameters S , T and U ^{25,26}

For more details we refer to Ref. ¹³. The relevant input for `HiggsBounds` and `HiggsSignals`, (decay widths, cross sections), were obtained using the public codes `N2HDECAY` ^{16,27} and `SusHi` ^{28,29}.

3 Results

The results of our parameter scans in the type II and type IV N2HDM, as given in ¹³, show that both types of the N2HDM can accommodate the excesses simultaneously, while being in agreement with all considered constraints described above. A preference of larger values of μ_{CMS} in the type II scenario is visible, which is caused by the suppression of decays into τ -pairs (see ¹³ for details).

The particle h_1 is dominantly singlet-like, and acquires its coupling to the SM particles via the mixing with the SM Higgs boson h_2 . Thus, the presented scenario will be experimentally accessible in two complementary ways. Firstly, the new particle h_1 can be produced directly in collider experiments. Secondly, deviations of the couplings of 125 GeV Higgs boson h_2 from the

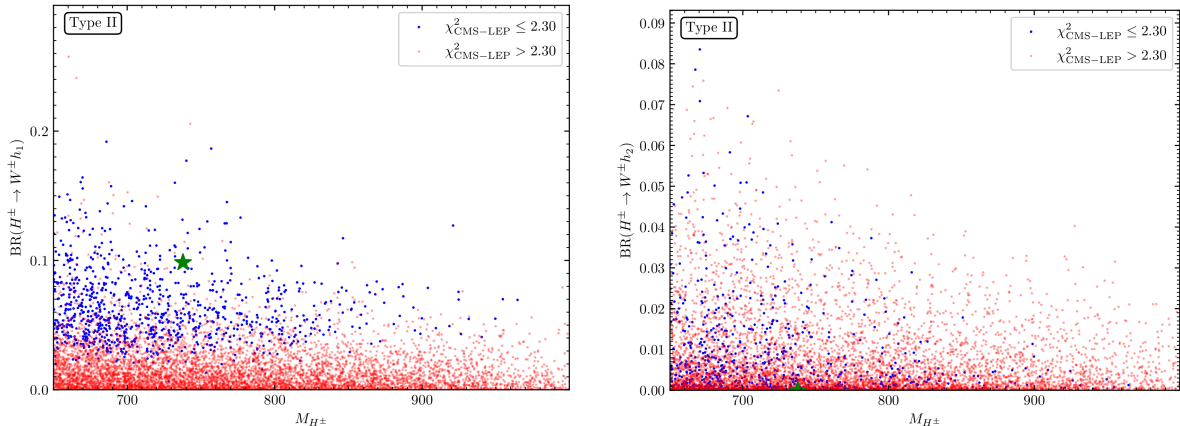


Figure 1 – $\text{BR}(H^\pm \rightarrow W^\pm h_1)$ (left) and $\text{BR}(H^\pm \rightarrow W^\pm h_2)$ (right) in terms of the charged Higgs-boson mass M_{H^\pm} for the points inside (blue) and outside (red) of the 1σ ellipse regarding the CMS and the LEP excesses. The best-fit point is highlighted with a green star.

SM predictions are present. We propose experimental analyses to constrain (or confirm) our explanation of the excesses, both making use of the two effects mentioned above.

Due to the presence of the additional light Higgs boson which is substantially mixed with the SM Higgs boson, the scenario deviates from the well-known alignment limit of the 2HDM. One consequence is the occurrence of sizable BRs of the charged Higgs boson H^\pm into a vector boson W^\pm and a CP-even Higgs boson, either h_1 or h_2 . Kinematically, these decays will always be allowed, because of the lower limit of 650 GeV on M_{H^\pm} . To demonstrate this, we show in Fig. 1 the branching ratios $\text{BR}(H^\pm \rightarrow W^\pm h_{1,2})$ in the type II scenario. One can see in the left plot that especially the points that accommodate the excesses (shown in blue) are correlated with larger branching ratios for the decay into h_1 . We therefore encourage the analysis of decays of a charged Higgs boson into a vector boson and a light Higgs boson also outside the mass window around 125 GeV for the Higgs boson in final state, as an effective tool to search for additional light Higgs bosons.

Regarding future collider experiments beyond the LHC, a lepton collider is expected to be able to produce and analyse the additional light Higgs boson h_1 . As an example, we compare the current LEP bounds and the prospects of the International Linear Collider (ILC), based on³⁰, to our scan points in the type II scenario in Fig. 2 (left). We show the expected 95% CL upper limits at the ILC using the traditional (red) and the recoil technique (green)³⁰. We indicate the points which lie within (blue) and outside (red) the 1σ ellipse regarding μ_{LEP} and μ_{CMS} . Remarkably, all the points we found that fit the LEP and the CMS excesses at the 1σ level would be excluded by the ILC, if no deviations from the SM background would be observed. On the other hand, if the 96 GeV Higgs boson is realized in nature, the ILC would be able to produce it in large numbers.

Finally, more precise measurements of the oblique parameters S and T would be an effective tool to further constrain the neutral Higgs-boson masses in relation to M_{H^\pm} , see Fig. 3(right). One can observe the well known correlation between charged and CP-odd Higgs mass. However, no preference w.r.t. the electroweak precision data in comparison to the two excesses can be seen; “allowed” and “excluded” points overlay each other.

References

1. Georges Aad et al. *Phys. Lett.*, B716:1–29, 2012.
2. Serguei Chatrchyan et al. *Phys. Lett.*, B716:30–61, 2012.
3. Georges Aad et al. *JHEP*, 08:045, 2016.

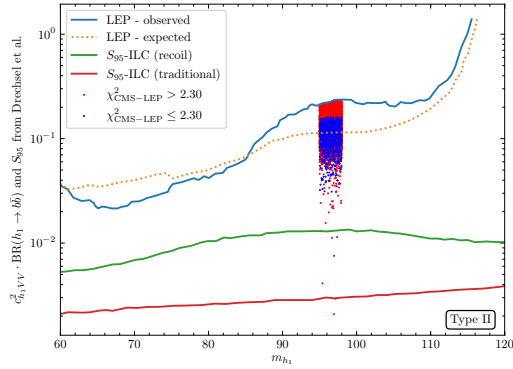


Figure 2 – The 95% CL expected (orange dashed) and observed (blue solid) upper bounds on the Higgsstrahlung production process with associated decay of the scalar to a pair of bottom quarks at LEP⁴.

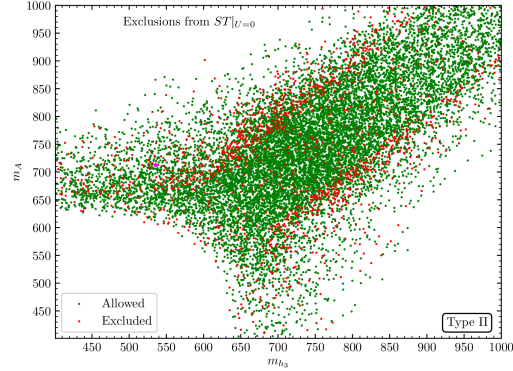


Figure 3 – Points that fulfill the constraints on the STU parameters (green) in the $m_{h_3} - m_A$ plane. The points in red do not fulfill the constraints on ST with U assumed to be vanishing, which we imposed additionally in our scans.

4. R. Barate et al. *Phys. Lett.*, B565:61–75, 2003.
5. Albert M Sirunyan et al. arXiv:1811.08459.
6. Technical Report CMS-PAS-HIG-14-037, 2015.
7. S. Heinemeyer and T. Stefaniak. page 016, arXiv:1812.05864.
8. T. Biekotter, S. Heinemeyer, and C. Munoz. *Eur. Phys. J.*, C78(6):504, 2018.
9. F. Domingo, S. Heinemeyer, S. Paßehr, and G. Weiglein. *Eur. Phys. J.*, C78(11):942, 2018.
10. W. G. Hollik, S. Liebler, G. Moortgat-Pick, S. Paßehr, and G. Weiglein. *Eur. Phys. J.*, C79(1):75, 2019.
11. T. Biekotter, S. Heinemeyer, and C. Muoz. *Eur. Phys. J.*, C79(8):667, 2019.
12. S. Heinemeyer. *Int. J. Mod. Phys.*, A33(31):1844006, 2018.
13. T. Biekotter, M. Chakraborti, and S. Heinemeyer. 2019.
14. Thomas Biekotter, M. Chakraborti, and Sven Heinemeyer. page 015, arXiv:1905.03280.
15. Chien-Yi Chen, Michael Freid, and Marc Sher. *Phys. Rev.*, D89(7):075009, 2014.
16. M. Muhlleitner, M. O. P. Sampaio, R. Santos, and J. Wittbrodt. *JHEP*, 03:094, 2017.
17. Rita Coimbra, Marco O. P. Sampaio, and Rui Santos. *Eur. Phys. J.*, C73:2428, 2013.
18. P. Bechtle, O. Brein, S. Heinemeyer, G. Weiglein, and K. Williams. *Comput. Phys. Commun.*, 181:138–167, 2010.
19. P. Bechtle, O. Brein, S. Heinemeyer, G. Weiglein, and K. Williams. *Comput. Phys. Commun.*, 182:2605–2631, 2011.
20. P. Bechtle, O. Brein, S. Heinemeyer, O. Stål, T. Stefaniak, G. Weiglein, and K. Williams. *Eur. Phys. J.*, C74(3):2693, 2014.
21. P. Bechtle, S. Heinemeyer, O. Stål, T. Stefaniak, and G. Weiglein. *Eur. Phys. J.*, C75(9):421, 2015.
22. P. Bechtle, S. Heinemeyer, O. Stål, T. Stefaniak, and G. Weiglein. *Eur. Phys. J.*, C74(2):2711, 2014.
23. Oscar Stål and Tim Stefaniak. *PoS*, page 314, arXiv:1310.4039.
24. P. Bechtle, S. Heinemeyer, O. Stål, T. Stefaniak, and G. Weiglein. *JHEP*, 11:039, 2014.
25. Michael E. Peskin and Tatsu Takeuchi. *Phys. Rev. Lett.*, 65:964–967, 1990.
26. Michael E. Peskin and Tatsu Takeuchi. *Phys. Rev.*, D46:381–409, 1992.
27. A. Djouadi, J. Kalinowski, and M. Spira. *Comput. Phys. Commun.*, 108:56–74, 1998.
28. R. Harlander, S. Liebler, and H. Mantler. *Comput. Phys. Commun.*, 184:1605, 2013.
29. R. Harlander, S. Liebler, and H. Mantler. *Comput. Phys. Commun.*, 212:239, 2017.
30. P. Drechsel, G. Moortgat-Pick, and G. Weiglein. arXiv:1801.09662.