

---

# MelGAN: Generative Adversarial Networks for Conditional Waveform Synthesis

---

**Kundan Kumar\***

Lyrebird AI, Mila, University of Montreal  
kundan@descript.com

**Rithesh Kumar\***

Lyrebird AI  
rithesh@descript.com

**Thibault de Boissiere**

Lyrebird AI

**Lucas Gestin**

Lyrebird AI

**Wei Zhen Teoh**

Lyrebird AI

**Jose Sotelo**

Lyrebird AI, Mila

**Alexandre de Brebisson**

Lyrebird AI, Mila

**Yoshua Bengio**

Mila  
University of Montreal, CIFAR Program Co-director

**Aaron Courville**

Mila  
University of Montreal, CIFAR Fellow

## Abstract

Previous works (Donahue et al., 2018a; Engel et al., 2019) have found that generating coherent raw audio waveforms with GANs is challenging. In this paper, we show that it is possible to train GANs reliably to generate high quality coherent waveforms by introducing a set of architectural changes and simple training techniques. Subjective evaluation metric (Mean Opinion Score, or MOS) shows the effectiveness of the proposed approach for high quality mel-spectrogram inversion. To establish the generality of the proposed techniques, we show qualitative results of our model in speech synthesis, music domain translation and unconditional music synthesis. We evaluate the various components of the model through ablation studies and suggest a set of guidelines to design general purpose discriminators and generators for conditional sequence synthesis tasks. Our model is non-autoregressive, fully convolutional, with significantly fewer parameters than competing models and generalizes to unseen speakers for mel-spectrogram inversion. Our pytorch implementation runs at more than 100x faster than realtime on GTX 1080Ti GPU and more than 2x faster than real-time on CPU, without any hardware specific optimization tricks. Blog post with samples and accompanying code coming soon.

## 1 Introduction

Modelling raw audio is a particularly challenging problem because of the high temporal resolution of the data (at least 16,000 samples per second) and the presence of structure at different timescales with short and long-term dependencies. Thus, instead of modelling the raw temporal audio directly, most approaches simplify the problem by modelling a lower-resolution representation that can be efficiently computed from the raw temporal signal. Such a representation is typically chosen to be easier to

---

\*Equal contribution

model than raw audio while preserving enough information to allow faithful inversion back to audio. In the case of speech, aligned linguistic features (Van Den Oord et al., 2016) and mel-spectrograms (Shen et al., 2018; Gibiansky et al., 2017) are two commonly used intermediate representations. Audio modelling is thus typically decomposed into two stages. The first models the intermediate representation given text as input. The second transforms the intermediate representation back to audio. In this work, we focus on the latter stage, and choose mel-spectrogram as the intermediate representation.<sup>2</sup> Current approaches to mel-spectrogram inversion can be categorized into three distinct families: pure signal processing techniques, autoregressive and non-autoregressive neural networks. We describe these three main lines of research in the following paragraphs.

**Pure signal processing approaches** Different signal processing approaches have been explored to find some convenient low-resolution audio representations that can both be easily modelled and efficiently converted back to temporal audio. For example, the Griffin-Lim (Griffin & Lim, 1984) algorithm allows one to efficiently decode an STFT sequence back to the temporal signal at the cost of introducing strong, robotic artifacts as noted in Wang et al. (2017). More sophisticated representations and signal processing techniques have been investigated. For instance, the WORLD vocoder (MORISE et al., 2016) introduces an intermediate representation tailored to speech modelling based on mel-spectrogram-like features. The WORLD vocoder is paired with a dedicated signal processing algorithm to map the intermediate representation back to the original audio. It has been successfully used to carry out text-to-speech synthesis, for example in Char2Wav, where WORLD vocoder features are modelled with an attention-based recurrent neural network (Sotelo et al., 2017; Shen et al., 2018; Ping et al., 2017). The main issue with these pure signal processing methods is that the mapping from intermediate features to audio usually introduces noticeable artifacts.

**Autoregressive neural-networks-based models** WaveNet (Van Den Oord et al., 2016) is a fully-convolutional autoregressive sequence model that produces highly realistic speech samples conditioned on linguistic features that are temporally aligned with the raw audio. It is capable of generating high quality unconditional speech and music samples, but suffers from the difficulty of modeling information at time-scales larger than a few seconds. SampleRNN (Mehri et al., 2016) is an alternative architecture to perform unconditional waveform generation which explicitly models raw audio at different temporal resolutions using multi-scale recurrent neural networks. WaveRNN (Kalchbrenner et al., 2018) is a faster auto-regressive model based on a simple, single-layer recurrent neural network. WaveRNN introduces various techniques, such as sparsification and subscale generations to further increase synthesis speed. These methods have produced state-of-the-art results in text-to-speech synthesis (Sotelo et al., 2017; Shen et al., 2018; Ping et al., 2017) and other audio generation tasks (Engel et al., 2017). Unfortunately, inference with these models is inherently slow and inefficient because audio samples must be generated sequentially. Thus auto-regressive models are usually not suited for real-time applications.

**Non autoregressive models** Recently, significant efforts have been dedicated to the development of non-autoregressive models to invert low-resolution audio representations. These models are orders of magnitudes faster than their auto-regressive counterparts because they are highly parallelizable and can fully exploit modern deep learning hardware (such as GPUs and TPUs). Two distinct methods have emerged to train such models. 1.) Parallel Wavenet (Oord et al., 2017) and Clarinet (Ping et al., 2018) distill a trained auto-regressive decoder into a flow-based convolutional student model. The student is trained using a probability distillation objective based on the Kulback-Leibler divergence:  $KL[P_{\text{student}}||P_{\text{teacher}}]$ , along with an additional perceptual loss terms. 2.) WaveGlow (Prenger et al., 2019) is a flow-based generative model based on Glow (Kingma & Dhariwal, 2018). WaveGlow is a very high capacity generative flow consisting of 12 coupling and 12 invertible 1x1 convolutions, with each coupling layer consisting of a stack of 8 layers of dilated convolutions. The authors note that it requires a week of training on 8 GPUs to get good quality results for a single speaker model. While inference is fast on the GPU, the large size of the model makes it impractical for applications with a constrained memory budget.

**GANs for audio** One family of methods that has so far been little explored for audio modelling are generative adversarial networks (GANs) (Goodfellow et al., 2014). GANs have made steady progress in unconditional image generation (Gulrajani et al., 2017; Karras et al., 2017, 2018), image-to-image

---

<sup>2</sup>Our methods can likely be used with other representations but this is beyond the scope of this paper.

translation (Isola et al., 2017; Zhu et al., 2017; Wang et al., 2018b) and video-to-video synthesis (Chan et al., 2018; Wang et al., 2018a). Despite their huge success in computer vision, GANs have rarely been used to model audio. Yamamoto et al. (2019) uses GANs to distill an autoregressive model that generates raw audio, however their results show that adversarial loss alone is not sufficient for high quality waveform generation; it requires a KL-divergence based distillation objective as a critical component. To this date, making them work well in this domain has been challenging (Donahue et al., 2018a).

### Main Contributions

- We introduce MelGAN, a non-autoregressive feed-forward convolutional architecture to perform audio waveform generation in a GAN setup. To the best of our knowledge, this is the first work that successfully trains GANs for raw audio generation without additional distillation or perceptual loss functions while still yielding a high quality text-to-speech synthesis model.
- We show that autoregressive models can be readily replaced with a fast and parallel MelGAN decoder for raw waveform generation through experiments in universal music translation, text-to-speech generation and unconditional music synthesis albeit slight quality degradation.
- We also show that MelGAN is substantially faster than other mel-spectrogram inversion alternatives. In particular, it is 10 times faster than the fastest available model to date without degrading audio quality.

## 2 The MelGAN Model

In this section, we describe our generator and discriminator architectures for mel-spectrogram inversion. We describe the core components of the model and discuss modifications to perform unconditional audio synthesis. We compare the proposed model with competing approaches in terms of number of parameters and inference speed on both CPU and GPU. Figure 1 shows the overall architecture.

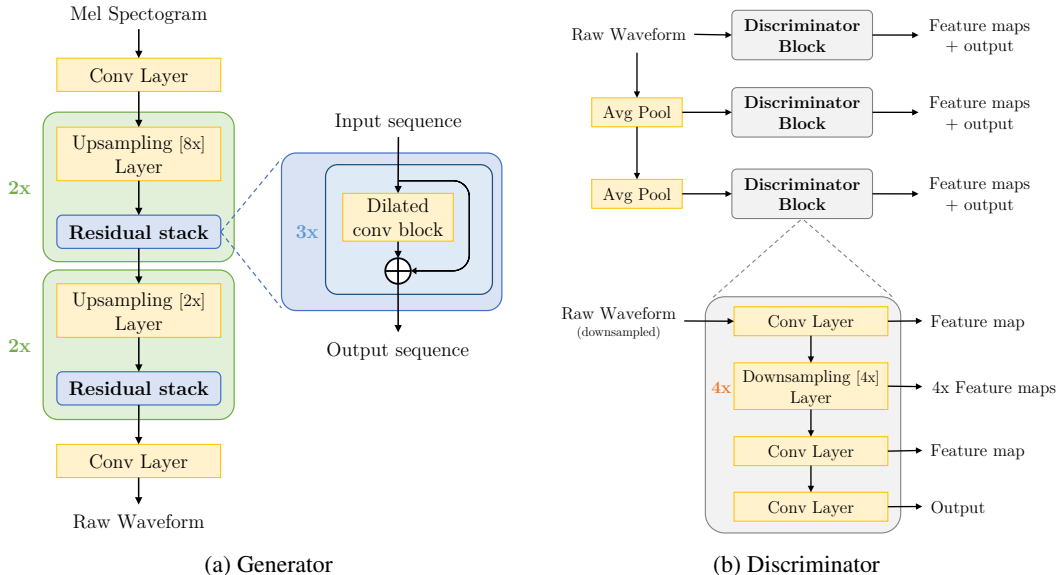


Figure 1: MelGAN model architecture. Each upsampling layer is a transposed convolution with kernel-size being twice of the stride (which is same as the upsampling ratio for the layer). 256x upsampling is done in 4 stages of 8x, 8x, 2x and 2x upsampling. Each residual dilated convolution stack has three layers with dilation 1, 3 and 9 with kernel-size 3, having a total receptive field of 27 timesteps. We use leaky-relu for activation. Each discriminator block has 4 strided convolution with stride 4. Further details can be found in the Appendix 4.

## 2.1 Generator

**Architecture** Our generator is a fully convolutional feed-forward network with mel-spectrogram  $s$  as input and raw waveform  $x$  as output. Since the mel-spectrogram (used for all experiments) is at a  $256\times$  lower temporal resolution, we use a stack of transposed convolutional layers to upsample the input sequence. Each transposed convolutional layer is followed by a stack of residual blocks with dilated convolutions. Unlike traditional GANs, our generator does not use a global noise vector as input. We noticed in our experiments that there is little perceptual difference in the generated waveforms when additional noise is fed to the generator. This is a counter-intuitive result because the inversion of  $s \rightarrow x$  involves a one-to-many mapping since  $s$  is a lossy-compression of  $x$ . However, this finding is consistent with Mathieu et al. (2015) and Isola et al. (2017), which show that noise input is not important if the conditioning information is very strong.

**Induced receptive field** In convolutional neural network based generators for images, there is an inductive bias that pixels which are spatially close-by are correlated because of high overlap among their induced receptive fields. We design our generator architecture to put an inductive bias that there is long range correlation among the audio timesteps. We added residual blocks with dilations after each upsampling layer, so that temporally far output activations of each subsequent layer has significant overlapping inputs. Receptive field of a stack of dilated convolution layers increases exponentially with the number of layers. Similar to Van Den Oord et al. (2016), incorporating these in our generator allows us to efficiently increase the induced receptive fields of each output time-step. This effectively implies larger overlap in the induced receptive field of far apart time-steps, leading to better long range correlation.

**Checkerboard artifacts** As noticed in Odena et al. (2016), deconvolutional generators are susceptible to generating "checkerboard" patterns if the kernel-size and stride of the transposed convolutional layers are not carefully chosen. Donahue et al. (2018b) examines this for raw waveform generation and finds that such repeated patterns lead to audible high frequency hissing noise. We solve this problem by carefully choosing the kernel-size and stride for our deconvolutional layers as a simpler alternative to PhaseShuffle layer introduced in Donahue et al. (2018b). Following Odena et al. (2016), we use kernel-size as a multiple of stride. Another source of such repeated patterns, can be the dilated convolution stack if dilation and kernel size are not chosen correctly. We make sure that the dilation grows as a power of the kernel-size such that the receptive field of the stack looks like a fully balanced (seeing input uniformly) and symmetric tree with kernel-size as the branching factor.

**Normalization technique** We noticed that the choice of normalization technique for the generator was extremely crucial for sample quality. Popular conditional GAN architectures for image generation (Isola et al., 2017; Wang et al., 2018b) use instance normalization (Ulyanov et al., 2016) in all the layers of the generator. However, in the case of audio generation we found that instance normalization washes away important pitch information, making the audio sound metallic. We also obtained poor results when applying spectral normalization (Miyato et al., 2018) on the generator as suggested in Zhang et al. (2018); Park et al. (2019). We believe that the strong Lipschitz constraint on the discriminator impacts the feature matching objective (explained in Section 3.2) used to train the generator. *Weight normalization* (Salimans & Kingma, 2016) worked best out of all the available normalization techniques since it does not limit the capacity of the discriminator or normalize the activations. It simply reparameterizes the weight matrices by decoupling the scale of the weight vector from the direction, to have better training dynamics. We therefore use weight normalization in all layers of the generator.

## 2.2 Discriminator

**Multi-Scale Architecture** Following Wang et al. (2018b), we adopt a multi-scale architecture with 3 discriminators ( $D_1, D_2, D_3$ ) that have identical network structure but operate on different audio scales.  $D_1$  operates on the scale of raw audio, whereas  $D_2, D_3$  operate on raw audio downsampled by a factor of 2 and 4 respectively. The downsampling is performed using strided average pooling with kernel size 4. Multiple discriminators at different scales are motivated from the fact that audio has structure at different levels. This structure has an inductive bias that each discriminator learns features for different frequency range of the audio. For example, the discriminator operating on

downsampled audio, does not have access to high frequency component, hence, it is biased to learn discriminative features based on low frequency components only.

**Window-based objective** Each individual discriminator is a Markovian window-based discriminator (analogues to image patches, Isola et al. (2017)) consisting of a sequence of strided convolutional layers with large kernel size. We utilize grouped convolutions to allow the use of larger kernel sizes while keeping number of parameters small. While a standard GAN discriminator learns to classify between distributions of entire audio sequences, window-based discriminator learns to classify between distribution of small audio chunks. Since the discriminator loss is computed over the overlapping windows where each window is very large (equal to the receptive field of the discriminator), the MelGAN model learns to maintain coherence across patches. We chose window-based discriminators since they have been shown to capture essential high frequency structure, require fewer parameters, run faster and can be applied to variable length audio sequences. Similar to the generator, we use weight normalization in all layers of the discriminator.

### 2.3 Training objective

To train the GAN, we use the least-squares formulation of the GAN objective (Mao et al., 2017) shown below.

$$\min_{D_k} \mathbb{E}_x \left[ (D_k(x) - 1)^2 \right] + \mathbb{E}_{s,z} \left[ D_k(G(s, z))^2 \right], \forall k = 1, 2, 3 \quad (1)$$

$$\min_G \mathbb{E}_{s,z} \left[ \sum_{k=1,2,3} (D_k(G(s, z)) - 1)^2 \right] \quad (2)$$

where  $x$  represents the raw waveform,  $s$  represents the conditioning information (eg. mel-spectrogram) and  $z$  represents the gaussian noise vector.

**Feature Matching** In addition to the discriminator’s signal, we use a feature matching objective (Larsen et al., 2015) to train the generator. This objective minimizes the L1 distance between the discriminator feature maps of real and synthetic audio. Intuitively, this can be seen as a learned similarity metric, where a discriminator learns a feature space that discriminates the fake data from real data. It is worth noting that we do not use any loss in the raw audio space. This is counter to other conditional GANs (Isola et al., 2017) where L1 loss is used to match conditionally generated images and their corresponding ground-truths, to enforce global coherence. In fact, in our case adding L1 loss in audio space introduces audible noise that hurts audio quality.

$$\mathcal{L}_{FM}(G, D_k) = \mathbb{E}_{x, s \sim p_{\text{data}}} \left[ \sum_{i=1}^T \frac{1}{N_i} \|D_k^{(i)}(x) - D_k^{(i)}(G(s))\|_1 \right] \quad (3)$$

For simplicity of notation,  $D_k^{(i)}$  represents the  $i^{\text{th}}$  layer feature map output of the  $k^{\text{th}}$  discriminator block,  $N_i$  denotes the number of units in each layer. Feature matching is similar to the perceptual loss (Dosovitskiy & Brox, 2016; Gatys et al., 2016; Johnson et al., 2016). In our work, we use feature matching at each intermediate layer of all discriminator blocks.

We use the following final objective to train the generator, with  $\lambda = 10$  as in (Wang et al., 2018b):

$$\min_G \left( \mathbb{E}_{s,z} \left[ \sum_{k=1,2,3} (D_k(G(s, z)) - 1)^2 \right] + \lambda \sum_{k=1}^3 \mathcal{L}_{FM}(G, D_k) \right) \quad (4)$$

### 2.4 Number of parameters and inference speed

The inductive biases incorporated in our architecture make the overall model significantly smaller than competing models in terms of number of parameters. Being non-autoregressive and fully convolutional, our model is very fast at inference time, capable of running at a frequency of 2500kHz on GTX1080 Ti GPU in full precision (more than  $10\times$  faster than the fastest competing model), and 50kHz on CPU (more than  $25\times$  faster than the fastest competing model). We believe that our model

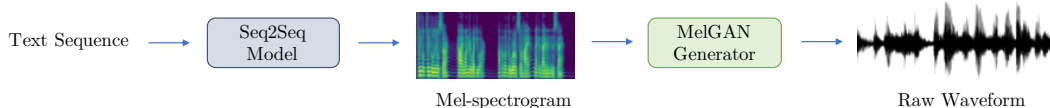


Figure 2: Text-to-speech pipeline.

is also well-suited for hardware specific inference optimization (such as half precision on Tesla V100 (Jia et al., 2018; Dosovitskiy & Brox, 2016) and quantization (as done in Arik et al. (2017)) which will further boost inference speed. Table 1 shows the detailed comparison.

Table 1: Comparison of the number of parameters and the inference speed. Speed of  $n$  kHz means that the model can generate  $n \times 1000$  raw audio samples per second<sup>3</sup>.

Model	Number of parameters (in millions)	Speed on CPU (in kHz)	Speed on GPU (in kHz)
Wavenet (Shen et al., 2018)	24.7	0.0627	0.0787
Clarinet (Ping et al., 2018)	10.0	1.96	221
WaveGlow (Prenger et al., 2019)	87.9	1.58	223
<b>MelGAN (ours)</b>	<b>4.26</b>	<b>51.9</b>	<b>2500</b>

### 3 Results

#### 3.1 Ablation Study

In order to understand the importance of various components of our proposed model, we perform qualitative and quantitative analysis of the reconstructed audio for the mel-spectrogram inversion task. We remove certain key components and evaluate the audio quality using the test set. Table 2 shows the mean opinion score of audio quality as assessed via human listening tests.

We present samples to the reader in the supplementary material for qualitative evaluation. Each model is trained for 500 epochs on LJ Speech dataset (Ito, 2017). Our qualitative analysis leads to the following conclusions: Absence of **dilated convolutional stacks** in the generator or removing **weight normalization** lead to high frequency artifacts. Using a **single discriminator** (instead of multi-scale discriminator) produces metallic audio, especially while the speaker is breathing. Moreover, on our internal 6 clean speakers dataset, we notice that this version of the model skips certain voiced portions, completely missing some words. Using **spectral normalization** or removing the **window-based discriminator loss** makes it harder to learn sharp high frequency patterns, causing samples to sound significantly noisy. Adding an extra **L1 penalty** between real and generated raw waveform makes samples sound metallic with additional high frequency artifacts.

#### 3.2 End-to-end speech synthesis

We perform quantitative and qualitative comparisons between our proposed MelGAN vs competing models on the task of mel-spectrogram inversion. We plug the MelGAN model in an end-to-end speech synthesis pipeline and evaluate the text-to-speech sample quality with competing models. Specifically, we compare the sample quality when using MelGAN for spectrogram inversion vs WaveGlow using the state-of-the-art Tacotron2 model (Shen et al., 2018) for the text-to-melspectrogram generation model. Additionally, we experiment with the open-source char2wav model (Sotelo et al., 2017) as an additional method for text-to-spectrogram generation, since this model is simpler and trains faster. We adapt this model to produce mel-spectrogram instead of vocoder. We replace the neural vocoder used in char2wav by our MelGAN model. For all experiments, MelGAN was trained with batch size 16 on a single NVIDIA RTX2080 GPU. We use Adam as the optimizer with learning

<sup>3</sup>We use *NVIDIA GTX 1080Ti* for the GPU benchmark and *Intel(R) Core(TM) i9-7920X CPU @ 2.90GHz* processor for the CPU benchmark, tested on only 1 CPU core. We set `OMP_NUM_THREADS=1` and `MKL_NUM_THREADS=1`

Table 2: Mean Opinion Score of ablation studies. To evaluate the biases induced by each component, we remove them one at a time, and train the model for 500 epochs each. Evaluation protocol/details can be found in appendix B.

Model	MOS	95% CI
w/ Spectral Normalization	1.33	$\pm 0.07$
w/ L1 loss (audio space)	2.59	$\pm 0.11$
w/o Window-based Discriminator	2.29	$\pm 0.10$
w/o Dilated Convolutions	2.60	$\pm 0.10$
w/o Multi-scale Discriminator	2.93	$\pm 0.11$
w/o Weight Normalization	3.03	$\pm 0.10$
<b>Baseline (MelGAN)</b>	<b>3.09</b>	<b><math>\pm 0.11</math></b>

rate of  $1e-4$  with  $\beta_1 = 0.5$  and  $\beta_2 = 0.9$  for the generator and the discriminators. The results of the MOS tests are shown in the table 3.

We also train MelGAN on an internal 6 speaker dataset consisting of 3 male and 3 female speakers with roughly 10 hours per speaker. The objective of this experiment was to check whether MelGAN is able to learn a speaker-invariant mapping of mel spectrograms to the raw waveforms. We find that, training on 6 clean speakers indeed forces the MelGAN model to generalize well to completely new speakers outside the train set. Samples can be found on the accompanied web-page <sup>4</sup>. You can try the speech correction application here <sup>5</sup> created based on the end-to-end speech synthesis pipeline described above.

Table 3: Mean Opinion Score of end to end speech synthesis. Evaluation protocol/details can be found in appendix B.

Model	MOS	95% CI
Tacotron + WaveGlow	3.71	$\pm 0.08$
Tacotron + MelGAN( <b>ours</b> )	<b>3.77</b>	<b><math>\pm 0.08</math></b>
Text-to-Mel <sup>6</sup> + MelGAN( <b>ours</b> )	<b>3.88</b>	<b><math>\pm 0.08</math></b>

### 3.3 Non autoregressive decoder for music translation

To show that MelGAN is robust and can be plugged into any setup that currently operates using an autoregressive model to perform waveform synthesis, we replace the wavenet-type autoregressive decoder in the Universal Music Translation Network (Mor et al., 2019) with a MelGAN generator.

In this experiment, we use the pre-trained universal music encoder provided by the authors to transform 16kHz raw audio into a latent code sequence of 64 channels, with a downsampling factor of 800 in the time dimension. This implies a  $12.5\times$  information compression rate in this domain independent latent representation. Using only the data from a target musical domain, our MelGAN decoder is trained to reconstruct raw waveform from latent code sequence in the GAN setup we described earlier. We adjust the model hyperparameters to obtain upsampling factors of 10, 10, 2, 2, 2 to reach the input resolution. For each selected domain on MusicNet (Thickstun et al., 2018), a decoder is trained for 4 days on an RTX2080 Ti GPU on the available data.

The music translation network augmented with MelGAN decoder is able to perform music translation from any musical domain to the target domain it is trained on with decent quality. We compare qualitative samples from our model against the original model here <sup>4</sup>. The augmented model requires only around 160 milliseconds to translate 1 second of input music audio on an RTX2080 Ti GPU, about 2500 times faster than the original model on the same hardware.

<sup>4</sup><https://melgan-neurips.github.io>

<sup>5</sup><https://www.descript.com/overdub>

<sup>6</sup>Text-to-mel is an improved version of Sotelo et al. (2017) which predicts mel-spectrogram instead of vocoder.

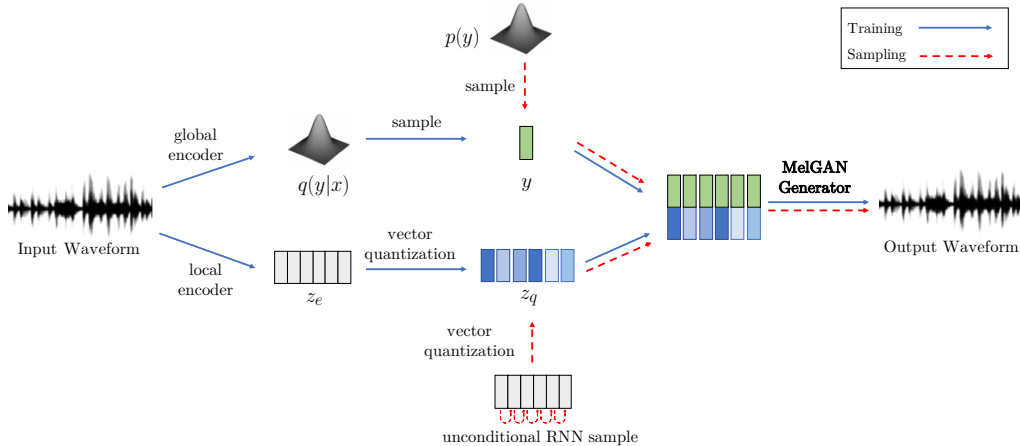


Figure 3: Adapted VQ-VAE model for unconditional music generation. During training, the local encoder downsamples the input information along the time dimension into a sequence  $z_e$ , which are mapped to a dictionary of vector embeddings to form  $z_q$ . The global encoder path is the feed-forward path of a vanilla VAE model with gaussian posterior.

### 3.4 Non-autoregressive decoder for VQ-VAE

Further establishing the generality of our approach, we substitute the decoder in Vector-Quantized VAEs (van den Oord et al., 2017) with our proposed adversarially learned decoder. VQ-VAE is a variational autoencoder which produces a downsampled discrete latent encoding of the input. VQ-VAE uses a high-capacity autoregressive wavenet decoder to learn the data conditional  $p(x|z_q)$ .

Figure 3 shows an adapted version of VQ-VAE for the task of music generation. In our variant, we use two encoders. The local encoder encodes the audio sequence into a  $64 \times$  downsampled time series  $z_e$ . Each vector in this sequence is then mapped to 1 of 512 quantized vectors using a codebook. This follows the same structure as proposed in (van den Oord et al., 2017). The second encoder outputs a global continuous-valued latent vector  $y$ .

We show qualitative samples of unconditional piano music generation following (Dieleman et al., 2018), where we learn a single tier VQVAE on a raw audio scale, and use a vanilla autoregressive model (4-layer LSTM with 1024 units) to learn the prior over the sequence of discrete latents. We sample  $z_q$  unconditionally using the trained recurrent prior model, and  $y$  from a unit gaussian distribution. Qualitatively, conditioned on the same sequence of discrete latents, sampling from the global latent’s prior distribution results in low level waveform variations such as phase shifts, but perceptually the outputs sound very similar. We find that the global latent is essential to improve reconstruction quality since it better captures stochasticity in the data conditional  $p(x|z_q, y)$ , as the discrete latent information learned via the local encoder ( $z_q$ ) is highly compressed. We use latent vector of size 256 and use the same hyper-parameters for training as mel-spectrogram inversion experiment. We used upsampling layers with 4x, 4x, 2x and 2x ratios to achieve 64x upsampling.

## 4 Conclusion and future work

We have introduced a GAN architecture tailored for conditional audio synthesis and we demonstrated qualitative and quantitative results establishing the effectiveness and generality of the proposed methods. Our model has the following assets: it is very lightweight, can be trained quickly on a single desktop GPU, and it is very fast at inference time. We hope that our generator can be a plug-and-play replacement to compute-heavy alternatives in any higher-level audio related tasks.

While the proposed model is well-suited to the task of training and generating sequences of varying length, it is limited by the requirement of time-aligned conditioning information. Indeed it has been designed to operate in the case where the output sequence length is a factor of the input sequence length, which is not always the case in practice. Likewise, feature matching with paired ground truth



data is limiting because it is infeasible in some scenarios. For unconditional synthesis, the proposed model needs to defer learning a sequence of conditioning variables to other, better-suited methods such as VQ-VAE. Learning high quality unconditional GAN for audio is a very interesting direction for future work, which we believe will benefit from incorporating the specific architectural choices introduced in this work.

## References

- Arik, S. Ö., Chrzanowski, M., Coates, A., Diamos, G., Gibiansky, A., Kang, Y., Li, X., Miller, J., Ng, A., Raiman, J., et al. Deep voice: Real-time neural text-to-speech. In *Proceedings of the 34th International Conference on Machine Learning-Volume 70*, pp. 195–204. JMLR. org, 2017.
- Chan, C., Ginosar, S., Zhou, T., and Efros, A. A. Everybody dance now. *arXiv preprint arXiv:1808.07371*, 2018.
- Dieleman, S., van den Oord, A., and Simonyan, K. The challenge of realistic music generation: modelling raw audio at scale. In *Advances in Neural Information Processing Systems*, pp. 7989–7999, 2018.
- Donahue, C., McAuley, J., and Puckette, M. Adversarial audio synthesis. *arXiv preprint arXiv:1802.04208*, 2018a.
- Donahue, C., McAuley, J., and Puckette, M. Adversarial audio synthesis. *arXiv preprint arXiv:1802.04208*, 2018b.
- Dosovitskiy, A. and Brox, T. Generating images with perceptual similarity metrics based on deep networks. In *Advances in neural information processing systems*, pp. 658–666, 2016.
- Engel, J., Resnick, C., Roberts, A., Dieleman, S., Norouzi, M., Eck, D., and Simonyan, K. Neural audio synthesis of musical notes with wavenet autoencoders. In *Proceedings of the 34th International Conference on Machine Learning-Volume 70*, pp. 1068–1077. JMLR. org, 2017.
- Engel, J., Agrawal, K. K., Chen, S., Gulrajani, I., Donahue, C., and Roberts, A. Gansynth: Adversarial neural audio synthesis. *arXiv preprint arXiv:1902.08710*, 2019.
- Gatys, L. A., Ecker, A. S., and Bethge, M. Image style transfer using convolutional neural networks. In *Proceedings of the IEEE conference on computer vision and pattern recognition*, pp. 2414–2423, 2016.
- Gibiansky, A., Arik, S., Diamos, G., Miller, J., Peng, K., Ping, W., Raiman, J., and Zhou, Y. Deep voice 2: Multi-speaker neural text-to-speech. In *Advances in neural information processing systems*, pp. 2962–2970, 2017.
- Goodfellow, I., Pouget-Abadie, J., Mirza, M., Xu, B., Warde-Farley, D., Ozair, S., Courville, A., and Bengio, Y. Generative adversarial nets. In *Advances in neural information processing systems*, pp. 2672–2680, 2014.
- Griffin, D. and Lim, J. Signal estimation from modified short-time fourier transform. *IEEE Transactions on Acoustics, Speech, and Signal Processing*, 32(2):236–243, 1984.
- Gulrajani, I., Ahmed, F., Arjovsky, M., Dumoulin, V., and Courville, A. C. Improved training of wasserstein gans. In *Advances in Neural Information Processing Systems*, pp. 5767–5777, 2017.
- Isola, P., Zhu, J.-Y., Zhou, T., and Efros, A. A. Image-to-image translation with conditional adversarial networks. In *Proceedings of the IEEE conference on computer vision and pattern recognition*, pp. 1125–1134, 2017.
- Ito, K. The lj speech dataset. <https://keithito.com/LJ-Speech-Dataset/>, 2017.
- Jia, Z., Maggioni, M., Staiger, B., and Scarpazza, D. P. Dissecting the nvidia volta gpu architecture via microbenchmarking. *arXiv preprint arXiv:1804.06826*, 2018.
- Johnson, J., Alahi, A., and Fei-Fei, L. Perceptual losses for real-time style transfer and super-resolution. In *European conference on computer vision*, pp. 694–711. Springer, 2016.

- Kalchbrenner, N., Elsen, E., Simonyan, K., Noury, S., Casagrande, N., Lockhart, E., Stimberg, F., Oord, A. v. d., Dieleman, S., and Kavukcuoglu, K. Efficient neural audio synthesis. *arXiv preprint arXiv:1802.08435*, 2018.
- Karras, T., Aila, T., Laine, S., and Lehtinen, J. Progressive growing of gans for improved quality, stability, and variation. *arXiv preprint arXiv:1710.10196*, 2017.
- Karras, T., Laine, S., and Aila, T. A style-based generator architecture for generative adversarial networks. *arXiv preprint arXiv:1812.04948*, 2018.
- Kingma, D. P. and Dhariwal, P. Glow: Generative flow with invertible 1x1 convolutions. In *Advances in Neural Information Processing Systems*, pp. 10215–10224, 2018.
- Larsen, A. B. L., Sønderby, S. K., Larochelle, H., and Winther, O. Autoencoding beyond pixels using a learned similarity metric. *arXiv preprint arXiv:1512.09300*, 2015.
- Mao, X., Li, Q., Xie, H., Lau, R. Y., Wang, Z., and Paul Smolley, S. Least squares generative adversarial networks. In *Proceedings of the IEEE International Conference on Computer Vision*, pp. 2794–2802, 2017.
- Mathieu, M., Couprie, C., and LeCun, Y. Deep multi-scale video prediction beyond mean square error. *arXiv preprint arXiv:1511.05440*, 2015.
- Mehri, S., Kumar, K., Gulrajani, I., Kumar, R., Jain, S., Sotelo, J., Courville, A., and Bengio, Y. Samplernn: An unconditional end-to-end neural audio generation model. *arXiv preprint arXiv:1612.07837*, 2016.
- Miyato, T., Kataoka, T., Koyama, M., and Yoshida, Y. Spectral normalization for generative adversarial networks. *arXiv preprint arXiv:1802.05957*, 2018.
- Mor, N., Wolf, L., Polyak, A., and Taigman, Y. Autoencoder-based music translation. In *International Conference on Learning Representations*, 2019. URL <https://openreview.net/forum?id=HJGkisCcKm>.
- MORISE, M., YOKOMORI, F., and OZAWA, K. World: A vocoder-based high-quality speech synthesis system for real-time applications. *IEICE Transactions on Information and Systems*, E99.D(7):1877–1884, 2016. doi: 10.1587/transinf.2015EDP7457.
- Odena, A., Dumoulin, V., and Olah, C. Deconvolution and checkerboard artifacts. *Distill*, 2016. doi: 10.23915/distill.00003. URL <http://distill.pub/2016/deconv-checkerboard>.
- Oord, A. v. d., Li, Y., Babuschkin, I., Simonyan, K., Vinyals, O., Kavukcuoglu, K., Driessche, G. v. d., Lockhart, E., Cobo, L. C., Stimberg, F., et al. Parallel wavenet: Fast high-fidelity speech synthesis. *arXiv preprint arXiv:1711.10433*, 2017.
- Park, T., Liu, M.-Y., Wang, T.-C., and Zhu, J.-Y. Semantic image synthesis with spatially-adaptive normalization. *arXiv preprint arXiv:1903.07291*, 2019.
- Ping, W., Peng, K., Gibiansky, A., Arik, S. O., Kannan, A., Narang, S., Raiman, J., and Miller, J. Deep voice 3: Scaling text-to-speech with convolutional sequence learning. *arXiv preprint arXiv:1710.07654*, 2017.
- Ping, W., Peng, K., and Chen, J. Clarinet: Parallel wave generation in end-to-end text-to-speech. *arXiv preprint arXiv:1807.07281*, 2018.
- Prenger, R., Valle, R., and Catanzaro, B. Waveglow: A flow-based generative network for speech synthesis. In *ICASSP 2019-2019 IEEE International Conference on Acoustics, Speech and Signal Processing (ICASSP)*, pp. 3617–3621. IEEE, 2019.
- Salimans, T. and Kingma, D. P. Weight normalization: A simple reparameterization to accelerate training of deep neural networks. In *Advances in Neural Information Processing Systems*, pp. 901–909, 2016.

- Shen, J., Pang, R., Weiss, R. J., Schuster, M., Jaitly, N., Yang, Z., Chen, Z., Zhang, Y., Wang, Y., Skerrv-Ryan, R., et al. Natural tts synthesis by conditioning wavenet on mel spectrogram predictions. In *2018 IEEE International Conference on Acoustics, Speech and Signal Processing (ICASSP)*, pp. 4779–4783. IEEE, 2018.
- Sotelo, J., Mehri, S., Kumar, K., Santos, J. F., Kastner, K., Courville, A., and Bengio, Y. Char2wav: End-to-end speech synthesis. 2017.
- Thickstun, J., Harchaoui, Z., Foster, D. P., and Kakade, S. M. Invariances and data augmentation for supervised music transcription. In *International Conference on Acoustics, Speech, and Signal Processing (ICASSP)*, 2018.
- Ulyanov, D., Vedaldi, A., and Lempitsky, V. Instance normalization: The missing ingredient for fast stylization. *arXiv preprint arXiv:1607.08022*, 2016.
- Van Den Oord, A., Dieleman, S., Zen, H., Simonyan, K., Vinyals, O., Graves, A., Kalchbrenner, N., Senior, A. W., and Kavukcuoglu, K. Wavenet: A generative model for raw audio. *SSW*, 125, 2016.
- van den Oord, A., Vinyals, O., et al. Neural discrete representation learning. In *Advances in Neural Information Processing Systems*, pp. 6306–6315, 2017.
- Wang, T.-C., Liu, M.-Y., Zhu, J.-Y., Liu, G., Tao, A., Kautz, J., and Catanzaro, B. Video-to-video synthesis. In *Advances in Neural Information Processing Systems (NIPS)*, 2018a.
- Wang, T.-C., Liu, M.-Y., Zhu, J.-Y., Tao, A., Kautz, J., and Catanzaro, B. High-resolution image synthesis and semantic manipulation with conditional gans. In *Proceedings of the IEEE Conference on Computer Vision and Pattern Recognition*, pp. 8798–8807, 2018b.
- Wang, Y., Skerry-Ryan, R., Stanton, D., Wu, Y., Weiss, R. J., Jaitly, N., Yang, Z., Xiao, Y., Chen, Z., Bengio, S., et al. Tacotron: Towards end-to-end speech synthesis. *arXiv preprint arXiv:1703.10135*, 2017.
- Yamamoto, R., Song, E., and Kim, J.-M. Probability density distillation with generative adversarial networks for high-quality parallel waveform generation. *arXiv preprint arXiv:1904.04472*, 2019.
- Zhang, H., Goodfellow, I., Metaxas, D., and Odena, A. Self-attention generative adversarial networks. *arXiv preprint arXiv:1805.08318*, 2018.
- Zhu, J.-Y., Park, T., Isola, P., and Efros, A. A. Unpaired image-to-image translation using cycle-consistent adversarial networks. In *Proceedings of the IEEE international conference on computer vision*, pp. 2223–2232, 2017.

## Appendix A Model Architecture

Table 4: Generator and Discriminator architecture for the mel spectrogram inversion task

$7 \times 1$ , stride=1 conv 512	
lReLU $16 \times 1$ , stride=8 conv transpose 256	
Residual Stack 256	
lReLU $16 \times 1$ , stride=8 conv transpose 128	
Residual Stack 128	
lReLU $4 \times 1$ , stride=2 conv transpose 64	
Residual Stack 64	
lReLU $4 \times 1$ , stride=2 conv transpose 32	
Residual Stack 32	
lReLU $7 \times 1$ , stride=1 conv 1 Tanh	
	$15 \times 1$ , stride=1 conv 16 lReLU
	$41 \times 1$ , stride=4 groups=4 conv 64 lReLU
	$41 \times 1$ , stride=4 groups=16 conv 256 lReLU
	$41 \times 1$ , stride=4 groups=64 conv 1024 lReLU
	$41 \times 1$ , stride=4 groups=256 conv 1024 lReLU
	$5 \times 1$ , stride=1 conv 1024 lReLU
	$3 \times 1$ , stride=1 conv 1

(a) Generator Architecture

(b) Discriminator Block Architecture

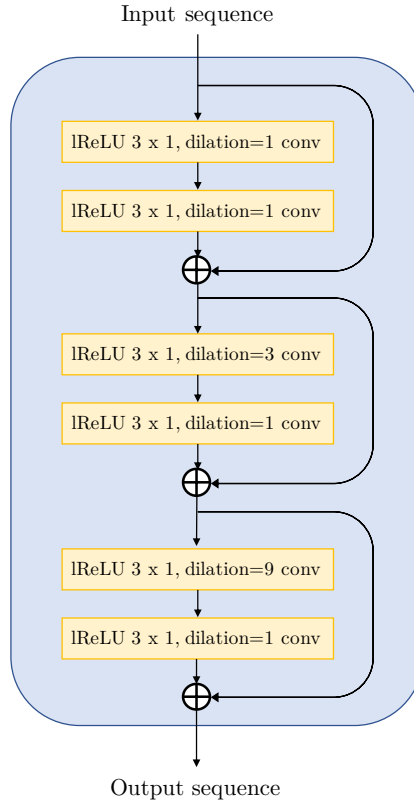


Figure 4: Residual Stack Architecture

## Appendix B Hyper-parameters and Training Details

We used a batch-size of 16 for all experiments. Adam, with learning rate 0.0001,  $\beta_1 = 0.5$  and  $\beta_2 = 0.9$  was used as the optimizer for both generator and discriminator. We used 10 as the coefficient for the feature-matching loss term. We used pytorch to implement our model, and its source code is accompanied with this submission. For VQGAN experiments, we used global latent vector of size 256, with KL term clamped below by 1.0 to avoid posterior collapse. We trained our models on Nvidia GTX1080Ti or GTX 2080Ti. In the supplementary material, we show reconstruction samples as a function of total number of epochs and wall-clock time. We find that our model starts producing intelligible samples very early in training.

## Appendix C Evaluation Method - MOS

We conducted Mean Opinion Score (MOS) tests to compare the performance of our model to competing architectures. We built the test by gathering samples generated by the different models as well as some original samples. All the generated samples were not seen during training. The MOS scores were computed on a population of 200 individuals: each of them was asked to blindly evaluate a subset of 15 samples taken randomly from this pool of samples by scoring samples from 1 to 5. The samples were presented and rated one at a time by the testers. The tests were crowdsourced using Amazon Mechanical Turk and we required the testers to wear headphones and be English speakers. After gathering all the evaluations, the MOS score  $\mu_i$  of model  $i$  is estimated by averaging the scores  $m_{i,k}$  of the samples coming from the different models. In addition, we compute the 95% confidence intervals for the scores.  $\hat{\sigma}_i$  being the standard deviation of the scores collected.

$$\hat{\mu}_i = \frac{1}{N_i} \sum_{k=1}^{N_i} m_{i,k}$$
$$CI_i = \left[ \hat{\mu}_i - 1.96 \frac{\hat{\sigma}_i}{\sqrt{N_i}}, \hat{\mu}_i + 1.96 \frac{\hat{\sigma}_i}{\sqrt{N_i}} \right]$$