

On the reliability of computational chaos-based cryptography for information exchange

Santos, T. A. ** Magalhães, E. P. *** Fiorio, D. R. ****
Nepomuceno, E. G. †

Grupo de Controle e Modelagem (GCOM)
UFSJ - Universidade Federal de São João del-Rei
Pça. Frei Orlando, 170 - Centro - 36307-352 - São João del-Rei,
Minas Gerais, Brasil

** e-mail: contato@tsantos.com.br.

*** e-mail: eduardopintomagalhaes@gmail.com

**** e-mail: dyuliafiorio@hotmail.com

† e-mail: nepomuceno@ufsj.edu.br

Abstract: This paper investigates the use of dynamical chaotic systems to encrypt and exchange images between different devices. Two devices were used to simulate the Cubic Map, having the same set of initial conditions, to generate an encryption key. Although both devices are floating-point compliant, the simulations, and consequently the encryption key, turned out to differ from one another. This indicates that many existing chaos-based encryption schemes are just special cases of computational arithmetic properties, in which some characteristics in the construction of the devices coincided. A method to mitigate such flaw was also presented.

Resumo: Este trabalho investiga o uso de sistemas caóticos dinâmicos para criptografar e trocar imagens entre diferentes dispositivos. Dois dispositivos foram usados para simular o mapa cúbico, com o mesmo conjunto de condições iniciais e gerar uma chave de criptografia. Embora ambos os dispositivos sejam compatíveis com a norma de ponto flutuante, as simulações e, conseqüentemente, a chave de criptografia, mostraram-se diferentes umas das outras. Isso indica que muitos esquemas existentes de criptografia baseados em caos são apenas casos especiais de propriedades aritméticas computacionais, nas quais algumas características na construção dos dispositivos coincidem. Um método para mitigar essa falha também foi apresentado.

Keywords: Chaos-based cryptography; interval extension; information exchange; XOR; Cubic Map; dynamical systems.

Palavras-chaves: Criptografia baseada em caos; extensão intervalar; tráfego de dados; XOR; Mapa Cúbico; sistemas dinâmicos.

1. INTRODUCTION

Chaotic systems are non-linear deterministic systems that behave in a dynamical and complex way without time, depending on their initial conditions (May, 1976). Chaos-based cryptography method uses a chaotic set of equations to produce a pseudo-random encryption key. Such a feature can be useful for file exchanging, as it keeps in-between parties unable to obtain the information on transit. As the security and reliability of this procedure depend on obtaining the same key from both ends, concerns about the finite precision of computational arithmetic must emerge.

The study of dynamical systems dates back from 384–322 BC, when Aristotle proposed laws for object motion,

persisting all the way to Rayleigh-Bénard's convection model and the wide famous butterfly effect by E.N. Lorenz (Monteiro, 2011). Chaotic systems are dynamical systems that have a sensitivity to their initial conditions, are deterministic and non-periodic (Lorenz, 1963).

One way to encode files is to use a single pseudo-random sequence obtained from a chaotic map and there has been extensive research regarding more efficient methods. For example, Liu and Miao (2018) proposes a one-dimensional chaotic map encoding scheme that is more attack-tolerant and Hua et al. (2015) uses a combination of sine and logistic maps to tackle the same problem and recently there have been many works regarding new cryptography schemes (Silva et al., 2017; Chai et al., 2017; Li et al., 2017; Song et al., 2017; Niyat et al., 2017; Ünal Çavuşoğlu et al., 2017; Belazi et al., 2017).

Chaos-based cryptography often relies on computer simulation of dynamical systems to generate a key. It is well known that the inherit finite precision of computers

* This study was financed in part by the Coordenação de Aperfeiçoamento de Pessoal de Nível Superior - Brasil (CAPES) - Finance Code 001, the Ministry of Science, Technology, Innovation and Communications (MCTI) and the Federal University of São João del Rei.

don't yield exact results (Goldberg, 1991; Monniaux, 2008; Parker et al., 2000). It is also known that the IEEE 754 standard doesn't specify a default rounding mode, leading to different results of the same operation across different software (Peixoto et al., 2018).

When cryptography is used to ensure data security, it is important that this data remains unchanged when passed from one device to another. Therefore, when simulating the same system across devices, the results must be a match. However, when simulating the Lorenz's system in two different devices it was noticed that just the first element of the pseudo-orbits was corresponding, which corresponds to its initial condition. To solve this problem and increase the correspondences, it was proposed the application of the step function, in order to replace the elements of the pseudo-orbit by binary numbers.

In this study it was shown that encrypted data exchange can fail to be interpreted if some aspects of computational arithmetic and finite computer precision were not taken into account. As any chaotic system, any variation of the initial conditions and subsequent iterations can lead to completely different results. The authors also demonstrated that it is possible to interpret the information if such characteristics are considered.

2. PRELIMINARY CONCEPTS

This section presents the fundamental theoretical concepts for the accomplishment of this work.

2.1 Chaotic dynamical systems

Chaotic dynamical systems have been studied from the work of Lorenz (1963). The accepted definition of chaos found in the literature can be properly explained by Banks et al. (1992).

Definition 1: (Banks et al., 1992). Let $f : X \rightarrow X$ be a chaotic system. This system is chaotic when it has the three following properties:

- 1) f is transitive;
- 2) the periodic orbits of f are dense in X ;
- 3) f is sensitive to the initial conditions.

As for the first condition, for any subset of U and V in X , there is a positive integer number k , where $f^k(U) \cap V$ is a non-empty set. The second condition refers to a density of periodic orbits of f in X .

$v \in V$, such that $\|u - v\| > \epsilon$. The third condition, f is sensitive to initial conditions if there is a positive real number $\delta > 0$, such that for any point $x \in X$ and all neighborhood N of x exists a point $y \in N$ and $n \in \text{Set of Natural Numbers}$, such that $d(f^n(x), f^n(y)) > \epsilon$ where d is the distance in X .

For the system to be chaotic the system constants must be: $\rho = 24.74$, $\sigma = 10$ e $\beta = 8/3$. (Jambersi) (Andrucioi, 2008).

2.2 Orbits and pseudo-orbits and Lower Bound Error

Definition 1: An orbit is a sequence of values from a map that can be represented by:

$$\{x_n\} = [x_1, x_2, x_3, \dots, x_n] \quad (1)$$

Definition 2: A pseudo-orbit is an approximation of an orbit that can be represented by:

$$\hat{x}_{i,n} = \hat{x}_{i,0}, \hat{x}_{i,1}, \hat{x}_{i,2}, \dots, \hat{x}_{i,n} \quad (2)$$

such that

$$|x_n - \hat{x}_{i,n}| \leq \delta_{i,n} \quad (3)$$

where the $\delta_{i,n} \in \text{real numbers}$ is the error $\delta_{i,n} \geq 0$.

Lower Bound Error The LBE (Lower Bound Error) is a tool used to obtain the lower limit of the computational error obtained at each iteration of computational simulation. It was developed by Nepomuceno and Mendes (2017) and its mathematical representation is given by:

$$\delta_{a,n} = |\hat{x}_{a,n} - \hat{x}_{b,n}| \quad (4)$$

Where the pseudo-orbit is represented by \hat{x} and a and b are its indices indicating extensions.

2.3 XOR Operation

XOR encryption is an encryption encoding that is well known for its simplicity in modern encryption. XOR encoding is a symmetric encryption algorithm. As it is based on Boolean algebra, its principle is the derivative of the XOR function which returns "true" when two arguments have different values. The key is the same length as the message to be encrypted. And if the content of any message can be guessed or known, the key may be revealed. Within the context of encryption, the strength of the XOR cipher depends on the size and nature of the key. XOR encoding with a long random key may achieve better security performance (Paar and Pelzl, 2009). A property of the XOR cipher is its statistical property that, for a perfectly random key stream, each encrypted bit has a 50 % chance of being 0 or 1.

To exemplify the operation XOR encryption method, we have the following example:

The "SBAT" string (01110011-01100010-01100001-01101001 in 8-bit ASCII) can be encrypted with an arbitrary 01001100-01001100-01001100-01001100 key as follows:

$$\oplus \frac{01110011 - 01100010 - 01100001 - 01101001}{01001100 - 01001100 - 01001100 - 01001100} \quad (5)$$

$$= 01010011 - 01000010 - 01000001 - 01001001$$

And decrypted as follows:

$$\begin{aligned} & \oplus \frac{01010011 - 01000010 - 01000001 - 01001001}{01001100 - 01001100 - 01001100 - 01001100} \\ & \hline & = 01110011 - 01100010 - 01100001 - 01101001 \end{aligned} \quad (6)$$

2.4 Cubic Map

The Cubic Map is a map that has a chaotic behavior from the value r , known as the bifurcation parameter. This map is a discrete and dynamical system characterized by the equation below:

$$f_r(x) = rx^3 + (1 - r)x \quad (7)$$

2.5 Shannon Entropy

Shannon entropy H is given by the formula

$$H(x) = - \sum_{i=0}^{N-1} P_i \log_2(P_i) \quad (8)$$

where P_i is the probability of number i appearing in any position of the message. The normalized entropy output values from 0 to 1, where the higher the number, the higher the entropy and it can be given by

$$H_{norm} = - \frac{H * \log_2(2)}{\log_2(\text{length}(p))} \quad (9)$$

3. METHODOLOGY

The current investigation involved sampling and comparing the results from the cubic map simulations on different devices. The system was selected based on the frequency it appears in the literature about chaos-based cryptography (Rogers and Whitley, 1983).

Two devices, described in Table 1 using GNU Octave 4.2.1 were used to compute the Cubic Map. The simulations had its initial condition set to $x_0 = 0.1$ and $r = 3.6$ and were made on IEEE 754(198, 1985) compliant environment to prevent different representation standards to interfere with results. The simulations ran until reaching $70 * 10^3$ iterations. This method was chosen because it is widely used by works regarding image cryptography.

Tabela 1. Describes each device used to simulate the chaotic system.

Device	Description
1	Intel(R) Core(TM) i7-7700HQ CPU @ 2.80GHz
2	Intel(R) Xeon(R) CPU E5-2620 v4 @ 2.10GHz

The two simulations used the same interval extension to prevent error propagation, as previous studies shown that even using an equivalent expression to describe the same equation, if one changes the sequence of mathematical operations, results could diverge from each other (Nepomuceno and Martins, 2016).

The encryption process was based on the XOR operation. Figure 2(a) was selected as it is present in great part of the

works regarding image cryptography. The image is represented by a 256x256 matrix of pixels named *Image*, each position being the intensity of the pixel expressed between a minimum and a maximum. This range is generally represented from 0 (0%) (black) and 255 (100%) (white). Thus, we need to manipulate the simulation results to obtain a key that has the same format as the image.

In order to obtain a key that matches the image pixel value range, the pseudo orbits were manipulated. For the encryption process, the pseudo-orbit obtained from Device 1 was used. Each iteration was divided by 2, added 1, the first 3 decimal places were discarded, and the remainder were normalized as shown in Equation 10, where floor is defined as rounding towards $-\infty$. Such operations made possible to transform the pseudo-orbit from values in $[-1,1]$ range into $[0,255]$ range, as required to perform the cryptography.

$$K_{norm} = \text{floor}(255 * K) \quad (10)$$

It was also necessary to compose a 256x256 matrix consisting of the normalized results K_{norm} , that would be the key for the cryptography process. A matrix named *Key* will be filled by K_{norm} terms from top to bottom, left to right, until all positions are defined. One should note the importance of specify the exact order used to fill the matrix, as a different method could yield an unreadable decryption.

Finally, for the encryption phase, the XOR operation was used. The encryption process was made as in Equation 11, using octave's `bitxor()` function. One should expect the original image if the first result is operated again with the same *Key*, which is thereby called decryption phase.

$$Key \oplus Image = EncryptedImage \quad (11)$$

After obtaining the result, *EncryptedImage* was sent through internet to Device 2. As for the decryption phase, using the same set of initial conditions, Device 2 synthesized the same interval extension, went through the same manipulation and normalization techniques and compose it's own matrix, thereby called *Key2*. If $Key = Key2$ one should expect a reversible operation as shown in Equation 12.

$$EncryptedImage \oplus Key2 = Image \quad (12)$$

Considering the suspicions of error propagation due to floating point representation between different devices, which would lead to $Key \neq Key2$, a technique to reduce the largest Lyapunov exponent was applied. In this method, each iteration of the chaotic map was multiplied by 0.89 before it was fed back into the equation, as this value was found to yield a satisfactory output. Such operation should reduce the minimal error and the largest Lyapunov exponent, also decreasing the lower bound error curve's slope (Mendes and Nepomuceno, 2016). It should be noted that this technique only applies to small values of Lyapunov exponent, making necessary to develop new strategies to handle bigger values.

Also, a set of initial conditions was generated by obtaining 70 partitions of the interval (0,1) linearly. Each one of the partitions were an input to the chaotic map and simulated until reaching 1024 iterations that filled a vector named *K*, using $r = 3.61$. Care was taken to reduce the simulation

length for the same initial condition, to avoid ergodicity and have more accuracy throughout iterations. In order to check this results, an additional interval extension was simulated solely for this purpose. Aside from this multiplication, this method follows the exact same path as the above for both encryption and decryption phase.

For the sake of validating the results, the entropy of the images was first studied qualitatively by means of the calculation of Shannon Entropy and histogram comparison. The former is a standard test used in the literature about chaos simulations to validate outputs and the latter facilitate the visualization of the quantity of pixels within the same value at an image. It was also analyzed how both pseudo-orbits diverges as they were iterated, using the lower bound error. The logarithmic scale indicates error propagation as the difference between orbits grow. To validate the hypothesis that the output was chaotic, the largest Lyapunov exponent was obtained from the coefficient of the line formed by the linear regression of the lower bound error plot (Mendes and Nepomuceno, 2016).

4. RESULTS

The problem of sharing an encrypted file across different devices was studied. According to previous researches (Chai et al., 2017; Li et al., 2017; Song et al., 2017; Niyat et al., 2017; Ünal Çavuşoğlu et al., 2017; Belazi et al., 2017) and to the best of our knowledge, few concerns were raised about the reliability of the chaotic system simulation. In our study, we have analyzed how chaos-based encryption is applied for information exchange, and developed a method to raise the chance of success of the decryption phase. Obtained results of the simulations were compared iteration by iteration. Figure 1 shows the chaotic output for the 100 first calculations on each device.

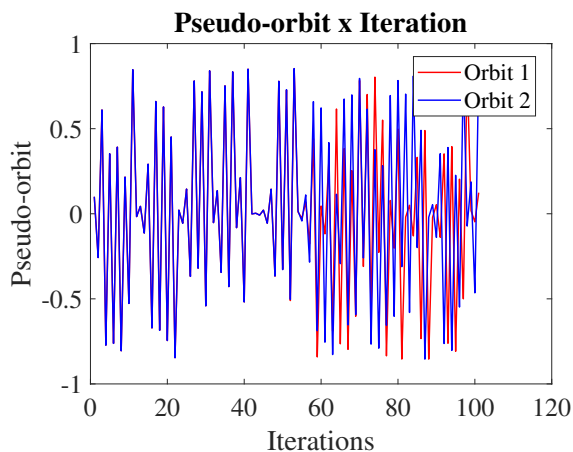


Figure 1. Image shows the overlay of two outputs for the cubic map simulated with the same set of initial conditions but in different devices. Since both have somewhat different representation standards, we thereby call each result a pseudo-orbit.

A qualitative analysis to determine the randomness of both *Key* matrix was applied, based on the normalized Shannon entropy method and calculating the probabilistic distribution of the output vector. Table 2 shows that entropy

values differs from one another, which also reassure that the two pseudo-orbits are different.

Tabela 2. Entropy values for each device.

Environment	Shannon Entropy
Device 1	0.97206928
Device 2	0.97283489

Nevertheless, Table 2 shows great values of entropy, matching the expectations for a chaotic output and what is present in the literature.

After simulating the system, matrix *Key* from Device 1 was used as input to Equation 11, and operated with the original Figure 2(a) to generate Figure 2(b). The latter was then operated with matrix *Key* from Device 2 and yielded Figure 2(c). The decryption process failed, as can be seen in Figure 2(c), as it was expected the original image to be shown, but instead the output remained unreadable.

Figure 3(a) illustrates the histogram of the original image, Figure 3(b) illustrates the histogram of the encrypted image and the Figure 3(c) illustrates the histogram of the decrypted image by means of the gray-scale frequency analysis. It can be seen that the histogram of Figure 3(b) - encrypted - is quite uniform and is significantly different from the histogram of the original image given by Figure 3(a). The more homogeneous (evenly distributed) the histogram is, the more diffuse the image will be. It is observed that the histogram of the original image is not homogeneous, that is, it has different behavior in relation to the encrypted image, whose graph is used to indicate the quality of the cryptography. It is also noted that in Figure 3(a) there are small apertures between the columns, which are filled as soon as the encryption algorithm is executed.

It can be seen that inherit characteristics of the different processor construction interfered in the process of generating the same key. It was not possible to generate the same temporal series from different devices. The error propagation and limited precision of floating point representation makes such cryptography unreliable for data exchange between different devices, since any minor divergence in the numerical representation could have great impact in system's synthesis, and consequently, key generation.

As an attempt to enable some interpretation of the decrypted file, each iteration result was multiplied by 0.89, and expected to have a reduction of the largest Lyapunov exponent. Such expectation can be confirmed by comparing Figure 5 and Figure 6, which means that the simulation acquired greater levels of trust for the same number of iterations Mendes and Nepomuceno (2016). As the process gets repeated, now with Lyapunov reduction, a partially readable decryption is possible, as shown in Figure 4.

5. CONCLUSION

The problem of sharing an encrypted file across different devices was studied. It has been shown that many existing chaos-based encryption schemes are just special cases of computational arithmetic properties, where non-user accessible conditions of the processor architecture matched. Also, authors observed that even applying techniques to




Figure 2. (a) shows the original image. (b) is the result of the bit-XOR operation between the original image and one pseudo-orbit. (c) is the result of the bit-XOR operation between (b) and the other pseudo-orbit. If both pseudo-orbits were identical, (c) should become the original image, but instead, it's completely unreadable.

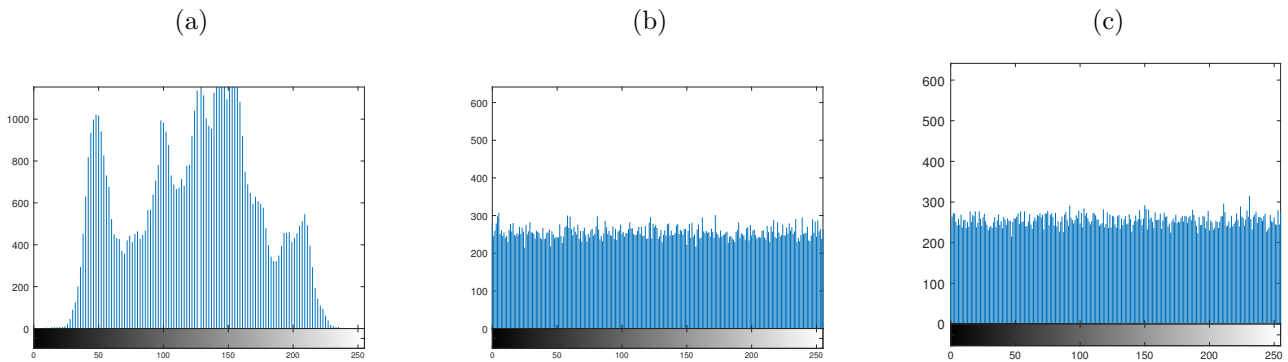


Figure 3. (a) shows the original image. (b) is the result of the bit-XOR operation between the original image and one pseudo-orbit. (c) is the result of the bit-XOR operation between (b) and the other pseudo-orbit. If both pseudo-orbits were identical, (c) should become the original image, but instead, it's completely unreadable.




Figure 4. (a) shows the original image. (b) is the result of the bit-XOR operation between the original image matrix and Device 1 generated key. (c) is the result of the bit-XOR operation between (b) and the key generated by Device 2, after data exchange. If both pseudo-orbits were identical, (c) should become the original image, but instead, it's completely unreadable, as simulation results between Device 1 and 2 were different.

get more reliability over computational simulation, additional treatment was needed in order to perform the decryption process. Although unable to recover the image integrally, the proposed method presents a solution were minor

Lyapunov exponents can be reduced to ensure reliability of the simulation. It should be noted that this solution only applies to small values of Lyapunov exponent, and other techniques should be developed to handle bigger values.

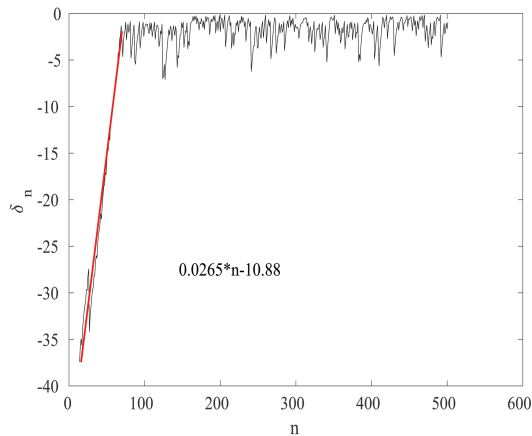


Figure 5. Lower bound error (δ_n), and calculated maximum Lyapunov exponent from δ_n linear regression. The simulation approaches great values of uncertainty within 70 iterations, as it has greater Lyapunov exponent value.

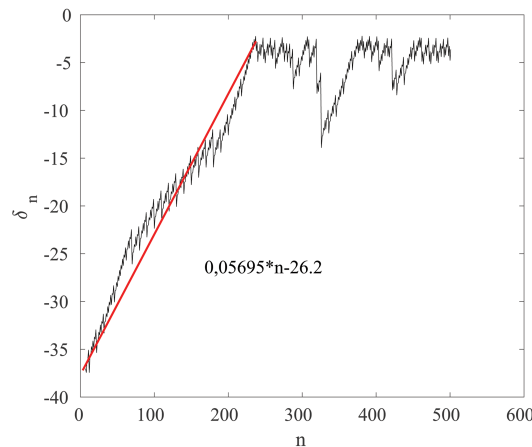


Figure 6. Lower bound error (δ_n), and calculated maximum Lyapunov exponent from δ_n linear regression. It can be observed that a minor exponent was obtained, and the simulation took more iterations to loose precision.

REFERÊNCIAS

- (1985). *IEEE standard for binary floating-point arithmetic*. Institute of Electrical and Electronics Engineers, New York. Note: Standard 754–1985.
- Banks, J., Brooks, J., Cairns, G., Davis, G., and Stacey, P. (1992). On devaney’s definition of chaos. *The American mathematical monthly*, 99(4), 332–334.
- Belazi, A., El-Latif, A.A.A., Diaconu, A.V., Rhouma, R., and Belghith, S. (2017). Chaos-based partial image encryption scheme based on linear fractional and lifting wavelet transforms. *Optics and Lasers in Engineering*, 88, 37 – 50.
- Chai, X., Chen, Y., and Broyde, L. (2017). A novel chaos-based image encryption algorithm using dna sequence operations. *Optics and Lasers in Engineering*, 88, 197 – 213.
- Goldberg, D. (1991). What every computer scientist should know about floating-point arithmetic. *ACM Comput. Surv.*, 23(1), 5–48.
- Hua, Z., Zhou, Y., Pun, C.M., and Chen, C.P. (2015). 2d sine logistic modulation map for image encryption. *Information Sciences*, 297, 80 – 94.
- Li, C., Luo, G., Qin, K., and Li, C. (2017). An image encryption scheme based on chaotic tent map. *Nonlinear Dynamics*, 87(1), 127–133.
- Liu, L. and Miao, S. (2018). A new simple one-dimensional chaotic map and its application for image encryption. *Multimedia Tools and Applications*, 77(16), 21445–21462.
- Lorenz, E.N. (1963). Deterministic nonperiodic flow. *Journal of the atmospheric sciences*, 20(2), 130–141.
- May, R.M. (1976). Simple mathematical models with very complicated dynamics. *Nature*, 261(5560), 459.
- Mendes, E.M.A.M. and Nepomuceno, E.G. (2016). A very simple method to calculate the (positive) largest lyapunov exponent using interval extensions. *International Journal of Bifurcation and Chaos*, 26(13), 1650226. doi: 10.1142/S0218127416502266. URL <https://doi.org/10.1142/S0218127416502266>.
- Monniaux, D. (2008). The pitfalls of verifying floating-point computations. *ACM Trans. Program. Lang. Syst.*, 30(3), 12:1–12:41.
- Monteiro, L.H.A. (2011). *Sistemas Dinâmicos*. Livraria da Física.
- Ünal Çavuşoğlu, Kaçar, S., Pehlivan, I., and Zengin, A. (2017). Secure image encryption algorithm design using a novel chaos based s-box. *Chaos, Solitons & Fractals*, 95, 92 – 101.
- Nepomuceno, E. and Martins, S. (2016). A lower bound error for free-run simulation of the polynomial narmax. *Systems Science & Control Engineering*, 4(1), 50–58.
- Nepomuceno, E.G. and Mendes, E.M. (2017). On the analysis of pseudo-orbits of continuous chaotic nonlinear systems simulated using discretization schemes in a digital computer. *Chaos, Solitons & Fractals*, 95, 21–32.
- Niyat, A.Y., Moattar, M.H., and Torshiz, M.N. (2017). Color image encryption based on hybrid hyper-chaotic system and cellular automata. *Optics and Lasers in Engineering*, 90, 225 – 237.
- Paar, C. and Pelzl, J. (2009). *Understanding cryptography: a textbook for students and practitioners*. Springer Science & Business Media.
- Parker, D.S., Pierce, B., and Eggert, P.R. (2000). Monte carlo arithmetic: how to gamble with floating point and win. *Computing in Science Engineering*, 2(4), 58–68.
- Peixoto, M.L., Nepomuceno, E.G., Martins, S.A., and Lacerda, M.J. (2018). Computation of the largest positive lyapunov exponent using rounding mode and recursive least square algorithm. *Chaos, Solitons & Fractals*, 112, 36 – 43.
- Rogers, T.D. and Whitley, D.C. (1983). Chaos in the cubic mapping. *Mathematical Modelling*, 4(1), 9–25.
- Silva, D.A., Pereira, E.B., and Nepomuceno, E.G. (2017). Realização do mapa logístico em fpga usando padrão ponto fixo de 32 bits. In *Simpósio Brasileiro de Automação Inteligente - SBAI*.
- Song, T., Li, R., Mei, B., Yu, J., Xing, X., and Cheng, X. (2017). A privacy preserving communication protocol for iot applications in smart homes. *IEEE Internet of Things Journal*, 4(6), 1844–1852.