

Parallelized Training of Restricted Boltzmann Machines using Markov-Chain Monte Carlo Methods

Pei Yang Srinivas Varadharajan Lucas A. Wilson
Don D. Smith II John A. Lockman III Vineet Gundecha
Quy Ta

October 15, 2019

Abstract

Restricted Boltzmann Machine (RBM) is a generative stochastic neural network that can be applied to collaborative filtering technique used by recommendation systems. Prediction accuracy of the RBM model is usually better than that of other models for recommendation systems. However, training the RBM model involves Markov-Chain Monte Carlo (MCMC) method, which is computationally expensive. In this paper, we have successfully applied distributed parallel training using Horovod framework to improve the training time of the RBM model. Our tests show that the distributed training approach of the RBM model has a good scaling efficiency. We also show that this approach effectively reduces the training time to little over 12 minutes on 64 CPU nodes compared to 5 hours on a single CPU node. This will make RBM models more practically applicable in recommendation systems.

1 Introduction

Restricted Boltzmann machine (RBM) was first invented in 1980s by Smolensky et al [10], and intensively studied by Hinton et al [5, 6, 8]. Theoretically, RBM has one visible layer and several hidden layers (one hidden layer in most cases), with mutual connections between neurons in different layers while connections between neurons within the same layer are prohibited, as is shown in Figure 1. Connections between neurons are determined in a way such that the "energy" for the system consisting of all these neurons is minimal. So RBM is an energy-based bidirectional graphical model, whose principles and topologies are quite different from those of other neural networks such as multilayer perceptron (MLP), convolutional neural network (CNN), recurrent neural network (RNN), et al.

One of the popular applications of RBM is collaborative filtering for recommendation system [7], where the algorithm needs to predict users' interest levels for products that they have not purchased based on the observed ratings for other products. RBM

model outperforms other models for collaborative filtering (e.g., singular value decomposition (SVD) model [11]) by predicting with better accuracy [7]. Considering large datasets with number of users and products (typically more than 100,000), the number of ratings involved is at the scale of 10^{12} or even bigger, which also requires a large memory space to train RBM models. Also, the training algorithm involves Markov Chain Monte Carlo (MCMC) step, which is very computationally expensive. Hence, distributed training is a necessity in order to speed up the training process and practically leverage RBM models for recommendation problems in e-commerce, retails, online entertainment, et al.

One of the efficient algorithms to train the RBM is the contrastive divergence (CD) algorithm initially proposed by Hinton et al [1]. The basic idea behind CD algorithm is to approximately draw samples from a joint distribution via sampling from a Markov chain with up to a limited number of steps. CD algorithm has been proved to work well even with just a few steps of Markov chain [7]. However, for a large scale training data, it still takes a long time for the RBM model to converge to a good solution. Hence, it is necessary to explore the parallel training techniques in-order to reduce the time-to-train a model. This would make RBMs to be practically applied for collaborative filtering in recommendation systems. This would also be useful in recommendation systems where there is a need to retrain the model frequently and constrained by the available time. In this paper, for the first time we've successfully applied parallelized training approach using Horovod [9] framework to significantly scale-up RBM models with large scale data sets for collaborative filtering in recommendation systems.

The paper is organized as follows. In Section 2, the model architecture and mathematical principles of RBM are presented. Section 3 details the learning algorithm for RBM. Sections 4 and 5 describe how to perform parallelized training of RBM model and how to make predictions with a trained RBM model. In Section 6, some experimental results with the MovieLens data set [4] are presented. In the end, Section 7 presents our conclusions.

2 Restricted Boltzmann Machine for Collaborative Filtering

Usually a RBM is a bidirectional network with one visible layer and one hidden layer. The neurons in visible and hidden layers are mutually connected, while connections between neurons within the same layers are restricted, as is shown in Figure 1. If we try to predict the users' ratings for some products using the collaborative filtering, the visible layer represents the ratings in a 5-way 0's and 1's as shown in Figure 2.

Suppose we have N users and M products. The N users have rated a portion of the M products, with rating values between 1 and K ($K = 5$ for the case in Figure 2). For example, if a visible neuron is in the state of $[0, 0, 0, 1, 0]$, it suggests that the user has provided a rating value of 4 for this product. The visible layer has M neurons, with each corresponding to one of the M products. The states of hidden neurons are binary (0 or 1).

RBM is an energy-based model. For the system (V, H) ($V = \{v_i^k\}, H = \{h_j\}$), the

”energy” is defined as

$$E(V, H) = -\sum_{i=1}^m \sum_{j=1}^F \sum_{k=1}^K v_i^k W_{ij}^k h_j - \sum_{i=1}^m \sum_{k=1}^K v_i^k b_i^k - \sum_{j=1}^F h_j c_j \quad (1)$$

where W_{ij}^k models the interactions between visible and hidden layers, while b_i^k and c_j are bias terms for visible and hidden layers and F denotes the number of neurons in the hidden layer. The joint probability distribution is

$$p(V, H) = \frac{\exp(-E(V, H))}{Z} \quad (2)$$

where $Z = \sum_V \sum_H p(V, H)$ is the normalization factor. It can be shown that [7, 12]

$$p(v_i^k = 1 | H) = \frac{\exp(b_i^k + \sum_{j=1}^F h_j W_{ij}^k)}{\sum_{l=1}^K \exp(b_i^l + \sum_{j=1}^F h_j W_{ij}^l)} \quad (3)$$

and

$$p(h_j = 1 | V) = \sigma(c_j + \sum_{i=1}^m \sum_{k=1}^K v_i^k W_{ij}^k) \quad (4)$$

where $\sigma(x) = \frac{1}{1 + \exp(-x)}$ is the sigmoid function. Also, in [12] it was shown that

$$p(V; \Theta) = \frac{f(V; \Theta)}{Z} \quad (5)$$

where $\Theta = (W_{ij}^k, b_i^k, c_j)$ are the parameters for RBM model, and

$$\begin{aligned} f(V; \Theta) &= \sum_{h_1, h_2, \dots, h_F} \exp(-E(V, H)) \\ &= \sum_{j=1}^F \sum_{h_j=0}^1 \exp(\sum_{i=1}^m \sum_{k=1}^K v_i^k W_{ij}^k h_j \\ &\quad + \sum_{i=1}^m \sum_{k=1}^K v_i^k b_i^k + \sum_{j=1}^F h_j c_j) \end{aligned} \quad (6)$$

where $H = (h_1, h_2, \dots, h_F)$. A detailed description of RBM can be found in [12].

3 Learning Algorithm for RBM

Suppose we have observed data $\{V_n\}_{n=1}^N$, then the likelihood with respect to such data is

$$\begin{aligned} L(\{V_n\}_{n=1}^N, \Theta) &= \prod_{n=1}^N p(V_n; \Theta) \\ &= \prod_{n=1}^N \frac{f(V_n; \Theta)}{Z(\Theta)}. \end{aligned} \quad (7)$$

To maximize $L(\{V_n\}_{n=1}^N, \Theta)$ is equivalent to minimizing the following objective function

$$\begin{aligned} G(\{V_n\}_{n=1}^N; \Theta) &= -\frac{1}{N} \log(L(\{V_n\}_{n=1}^N; \Theta)) \\ &= \log(Z(\Theta)) - \frac{1}{N} \sum_{n=1}^N \log(f(V_n; \Theta)). \end{aligned} \quad (8)$$

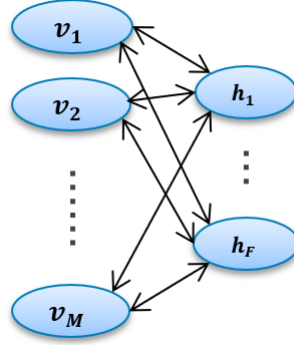


Figure 1: RBM architecture

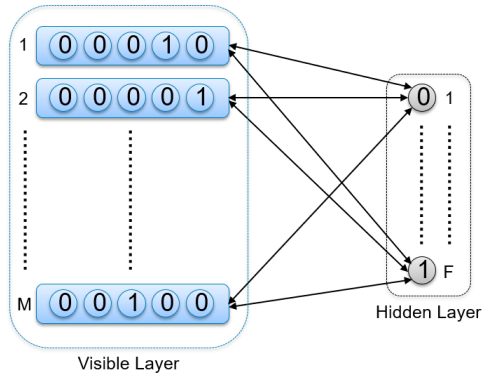


Figure 2: RBM architecture (5-way softmax in visible layer)

3.1 Learning via Gradient Descent

The gradient of G with respect to Θ is

$$\begin{aligned}
 \frac{\partial G}{\partial \Theta} &= \frac{\partial \log(Z(\Theta))}{\partial \Theta} - \frac{1}{N} \sum_{n=1}^N \frac{\partial \log(f(V_n; \Theta))}{\partial \Theta} \\
 &= \frac{\partial \log(Z(\Theta))}{\partial \Theta} - \left\langle \frac{\partial \log(f(V; \Theta))}{\partial \Theta} \right\rangle_{V \in \{V_n\}_{i=1}^N}.
 \end{aligned} \tag{9}$$

The second term is the expectation of $\log(f(V; \Theta))$ with respect to observed data $\{V_n\}_{n=1}^N$. For the first term, we have

$$\begin{aligned}
\frac{\partial \log(Z(\Theta))}{\partial \Theta} &= \frac{1}{Z(\Theta)} \frac{\partial Z(\Theta)}{\partial \Theta} \\
&= \frac{1}{Z(\Theta)} \sum_V \frac{\partial f(V, \Theta)}{\partial \Theta} \\
&= \sum_V \frac{f(V; \Theta)}{Z(\Theta)} \frac{1}{f(V, \Theta)} \frac{\partial f(V, \Theta)}{\partial \Theta} \\
&= \sum_V p(V; \Theta) \frac{\partial \log f(V, \Theta)}{\partial \Theta} \\
&= \langle \frac{\partial \log f(V; \Theta)}{\partial \Theta} \rangle_{p(V; \Theta)}. \tag{10}
\end{aligned}$$

That is, $\frac{\partial \log(Z(\Theta))}{\partial \Theta}$ is the expectation of $\frac{\partial \log f(V, \Theta)}{\partial \Theta}$ with respect to distribution $p(V; \Theta)$. From Equation 6, we have

$$\begin{aligned}
&\frac{\partial \log f(V; \Theta)}{\partial W_{ij}^k} \\
&= \frac{1}{f} \frac{\partial f(V; \Theta)}{\partial W_{ij}^k} \\
&= \frac{1}{f} \sum_{j'=1}^F \sum_{h_j'=0}^1 v_i^k h_j' \exp(\sum_{i=1}^m \sum_{j=1}^F \sum_{k=1}^K v_i^k W_{ij}^k h_j \\
&\quad + \sum_{i=1}^m \sum_{k=1}^K v_i^k b_i^k + \sum_{j=1}^F h_j c_j) \\
&= \frac{1}{f} v_i^k h_j f \\
&= v_i^k h_j. \tag{11}
\end{aligned}$$

Similarly, it can be shown that

$$\frac{\partial \log f(V; \Theta)}{\partial b_i^k} = v_i^k, \tag{12}$$

$$\frac{\partial \log f(V; \Theta)}{\partial c_j} = h_j. \tag{13}$$

Then the gradient descent learning algorithm for RBM is

$$W_{ij}^k \leftarrow W_{ij}^k + \eta (\langle v_i^k h_j \rangle_{data} - \langle v_i^k h_j \rangle_{model}), \tag{14}$$

$$b_i^k \leftarrow b_i^k + \eta (\langle v_i^k \rangle_{data} - \langle v_i^k \rangle_{model}), \tag{15}$$

$$c_j \leftarrow c_j + \eta (\langle h_j \rangle_{data} - \langle h_j \rangle_{model}) \tag{16}$$

where η is learning rate and $\langle \cdot \rangle_{data}$, $\langle \cdot \rangle_{model}$ are the expectations corresponding to observed data and the true probability distribution from RBM model respectively.

3.2 Contrastive Divergence Algorithm with MCMC

Usually $p(V; \Theta)$ is intractable since $Z(\Theta)$ is unknown. Hence, it is infeasible to analytically compute $\langle v_i^k h_j \rangle_{model}$, $\langle v_i^k \rangle_{model}$ and $\langle h_j \rangle_{model}$ in the learning algorithm (14), (15) and (16). In practice, Monte Carlo method is applied to compute these expectations approximately, which uses sample mean from a large size sampling set for the joint distribution $p(V, H)$ to estimate the theoretical expectations. Since $p(V, H)$ is also unknown, it is also infeasible to draw samples from it directly.

To resolve this difficulty, Hinton et al [5] proposed the contrastive divergence algorithm which utilizes Gibbs sampling technique. It is a MCMC algorithm, to draw samples that asymptotically follow the joint distribution $p(V, H)$.

Figure 3 illustrates the Gibbs Sampling algorithm. The algorithm generates a Markov chain with known conditional probabilities $p(H|V)$ and $p(V|H)$. When the chain is long enough, samples at the end of the chain will be theoretically close enough to true samples drawn from the unknown joint distribution $p(V, H)$. In reality, only a few Gibbs steps are enough to generate qualified samples that are needed to estimate the expectations in the learning algorithm (14), (15) and (16). Readers may refer to [3] for more details on MCMC and Gibbs sampling.

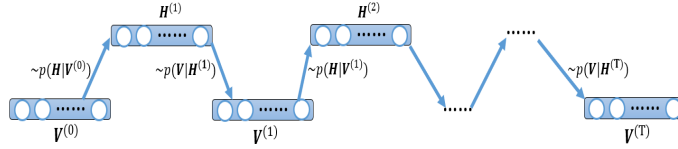


Figure 3: Gibbs sampling

3.3 Contrastive Divergence Algorithm for Training RBM

The contrastive divergence learning algorithm for training RBM via T-step Gibbs sampling is summarized in equations (17), (18) and (19).

$$W_{ij}^k \leftarrow W_{ij}^k + \eta (\langle v_i^k h_j \rangle_{data} - \langle v_i^k h_j \rangle_{T\text{-step Gibbs samples}}), \quad (17)$$

$$b_i^k \leftarrow b_i^k + \eta (\langle v_i^k \rangle_{data} - \langle v_i^k \rangle_{T\text{-step Gibbs samples}}), \quad (18)$$

$$c_j \leftarrow c_j + \eta (\langle h_j \rangle_{data} - \langle h_j \rangle_{T\text{-step Gibbs samples}}). \quad (19)$$

4 Parallelized Training

The learning algorithms (17), (18) and (19) are parallel by nature. Suppose we have a batch of training data $\{(v_m)_i^k, (h_m)_j\}_{m=1}^N$ where $(v_m)_i^k$ and $(h_m)_j$ are v_i^k and h_j for the m^{th} data point in the training set. If N can be evenly divided into P parts with $N = Pn$,

then

$$\begin{aligned}
\langle v_i^k h_j \rangle_{data} &= \frac{1}{N} \sum_{m=1}^N (v_m)_i^k (h_m)_j \\
&= \frac{1}{Pn} \sum_{m=1}^{Pn} (v_m)_i^k (h_m)_j \\
&= \frac{1}{P} \left[\frac{1}{n} \sum_{m=1}^n (v_m)_i^k (h_m)_j + \right. \\
&\quad \frac{1}{n} \sum_{m=n+1}^{2n} (v_m)_i^k (h_m)_j + \dots + \\
&\quad \left. \frac{1}{n} \sum_{m=(P-1)n+1}^{Pn} (v_m)_i^k (h_m)_j \right].
\end{aligned}$$

Similarly, it can be shown that other formulas for computing expectations in algorithms (17), (18) and (19) are parallel with respect to training data. So we can distribute the computations in the algorithms over P processes, as is illustrated in Figure 4.

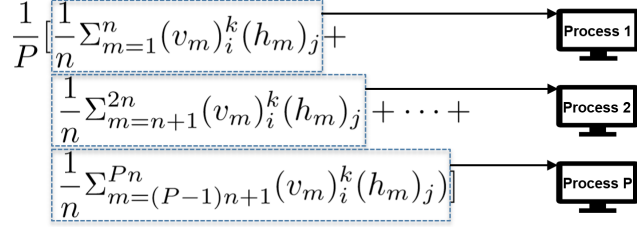


Figure 4: Parallel computing of gradients

In this paper we have performed distributed training of RBM with the Horovod framework developed by Uber [9]. Horovod essentially uses a distributed optimizer strategy which is basically an optimizer that wraps another `tf.Optimizer`, using an allreduce operation to average gradient values before applying gradients to model weights. In the method `compute_gradients`, gradients for different processes are computed via `self._optimizer.compute_gradients(·)`, then averaged via `self._allreduce_grads(·)`. The `compute_gradients` method for contrastive divergence algorithm with $T = 1$ is shown in Listing 1. To enable distributed training using Horovod, one simply needs to pass `CDOptimizer` to `horovod.DistributedOptimizer(·)` as shown in Listing 2. Readers may refer to the Horovods github repository for a thorough guidance for parallel training of neural network models.

Listing 1: Optimizer for contrastive divergence (T=1)

```

class CDOptimizer(base):
    def __init__(self):
        pass

    # v0 is visible layer states for a batch of training data;

```

```

# v0, v1 are 3d tensors; h0, h1 are 2d tensors (matrices);
def compute_gradients(self, v0, h0, v1, h1):

    cross1 = tf.einsum('sik, sj->sijk', v0, h0)
    w_pos_grad = tf.reduce_mean(cross1, axis=0)

    cross2 = tf.einsum('sik, sj->sijk', v1, h1)
    w_neg_grad = tf.reduce_mean(cross2, axis=0)

    CD = w_pos_grad - w_neg_grad

    g_bv = tf.reduce_mean(v0, axis=0) - tf.reduce_mean(v1, axis=0)
    g_bh = tf.reduce_mean(h0, axis=0) - tf.reduce_mean(h1, axis=0)

    return [(CD, 'w'), (g_bv, 'bv'), (g_bh, 'bh')]

```

Listing 2: Horovod Distributed Optimizer

```

opt = CDOptimizer()
opt = hvd.DistributedOptimizer(opt)

```

5 Inference

After an RBM model is trained (i.e., W_{ij}^k, b_i^k and c_j have been learned from training data), we can make prediction for a user's potential rating for a given item via $p(V; \Theta)$. Let $V^{obs} = \{(v_m)_i^k\}_{i \in \mathcal{I}, k \in \mathcal{K}}$ be the observed ratings for user m , where \mathcal{I}, \mathcal{K} are sets for indices i, k for which a rating of k for item i is observed (for example, if a rating 4 is observed for item 221, then 4 is an element in \mathcal{K} and 221 is an element in \mathcal{I}). Given V^{obs} , the probability that a user will rate item i' with score k' is:

$$\begin{aligned}
& p((v)_{i'}^{k'} = 1 | V^{obs}) \\
&= \frac{1}{p(V^{obs})} p(\{(v)_{i'}^{k'}\} \cup V^{obs}) \\
&\propto p(\{(v)_{i'}^{k'}\} \cup V^{obs}) \\
&= \frac{1}{Z} \Sigma_H \exp[\Sigma_{j=1}^F \Sigma_{i \in \{i'\} \cup \mathcal{I}} \Sigma_{k \in \{k'\} \cup \mathcal{K}} v_i^k W_{ij}^k h_j \\
&\quad + \Sigma_{i \in \{i'\} \cup \mathcal{I}} \Sigma_{k \in \{k'\} \cup \mathcal{K}} v_i^k b_i^k \\
&\quad + \Sigma_{j=1}^F h_j c_j] \\
&\propto \Sigma_H \exp[\Sigma_{i \in \mathcal{I}} \Sigma_{k \in \mathcal{K}} v_i^k b_i^k] \\
&\quad \Pi_{j=1}^F \exp[\Sigma_{i \in \mathcal{I}} \Sigma_{k \in \mathcal{K}} v_i^k W_{ij}^k h_j + v_{i'}^{k'} W_{i'j}^{k'} h_j + h_j c_j] \\
&= \exp[v_{i'}^{k'} b_{i'}^{k'}] \\
&\quad \Pi_{j=1}^F \Sigma_{h_j=0}^1 \exp[\Sigma_{i \in \mathcal{I}} \Sigma_{k \in \mathcal{K}} v_i^k W_{ij}^k h_j + v_{i'}^{k'} W_{i'j}^{k'} h_j + h_j c_j] \\
&= \exp[v_{i'}^{k'} b_{i'}^{k'}] \\
&\quad \Pi_{j=1}^F (1 + \exp[g(\{v_i^k\}_{i \in \mathcal{I}, k \in \mathcal{K}}; \{W_{ij}^k\}) + v_{i'}^{k'} W_{i'j}^{k'} + c_j]) \\
&= S(k'; i', V^{obs})
\end{aligned}$$

where $g(\{v_i^k\}_{i \in \mathcal{I}, k \in \mathcal{K}}; \{W_{ij}^k\}) = \Sigma_{i \in \mathcal{I}} \Sigma_{k \in \mathcal{K}} v_i^k W_{ij}^k$. Then the predicted rating that user m will give to item i' is the one with the highest S value, i.e.

$$k_0 = \operatorname{argmax}(\{S(k'; i', V^{obs})\}_{k' \in \{1, \dots, K\}}). \quad (20)$$

Readers can refer to [7] for more details about making predictions with RBM model.

6 Experiments

In this section, we test parallelized training of RBM model with the MovieLens data [4]. The data set has 27,753,444 ratings for $M = 53,889$ movies by $N = 283,228$ users. A piece of this data is shown in Figure 5.

The rating matrix $R \in \mathbf{R}^{N \times M}$ is defined as

$$R = (r_{nm})_{n \in \{1, \dots, N\}; m \in \{1, \dots, M\}} \quad (21)$$

with r_{nm} being the rating score of user n for movie m . If r_{nm} is not observed yet, then we let $r_{nm} = 0$ in the rating matrix.

userId	movieId	rating
1	1	4.0
1	3	4.0
1	6	4.0
1	47	5.0
1	50	5.0

Figure 5: MovieLens Data Samples

6.1 RBM v.s. SVD (Singular Value Decomposition)

Before testing parallelized training of RBM model, we train RBM model with a small subset of the MovieLens data and compare its performance with that of SVD (Singular Value Decomposition) method, another popular model for collaborative filtering in recommendation system. The small data set has 84,313 ratings for 9,557 movies rated by 248 users. In this test, the first 30 ratings for each user is held from the data as test set and the remaining part is used as training set.

For SVD method, the basic idea is to keep only a portion of singular values of the rating matrix

$$R = U\Lambda V^T \quad (22)$$

and reconstruct R via

$$R' = U\Lambda'V^T. \quad (23)$$

Here Λ contains all the singular values of R and Λ' is obtained by truncating Λ and keeping only the first q leading singular values. Then the predicted rating for movie m' by user n' is defined as

$$r'_{n'm'} = R'_{n'm'}. \quad (24)$$

Readers may refer to [11] for more details on SVD method and its variations.

Since q is a hyper-parameter for SVD method, we tested SVD models with different values of q and computed their performance metric *RMSE* (Rooted Mean Square Error). The result is shown in Figure 6. The optimal q value is about 10.

The comparison of prediction accuracy for SVD with $q = 10$ and RBM is shown in Figure 7. The RBM model has 100 neurons in hidden layer ($F = 100$) and is trained with global batch size of 50 for 100 epochs with a learning rate of 0.001 on 2 processes in a single compute node. As is shown in Figure 7, RMSE value for SVD model with the optimal q value ($q = 10$) is still way larger than that for RBM model. In reality, RBM model produces more accurate predictions than SVD model in most cases.

While prediction accuracy of RBM model is usually higher than that of SVD model, training an RBM model could be computationally slow. This motivated us to explore on parallelized training of RBM model.

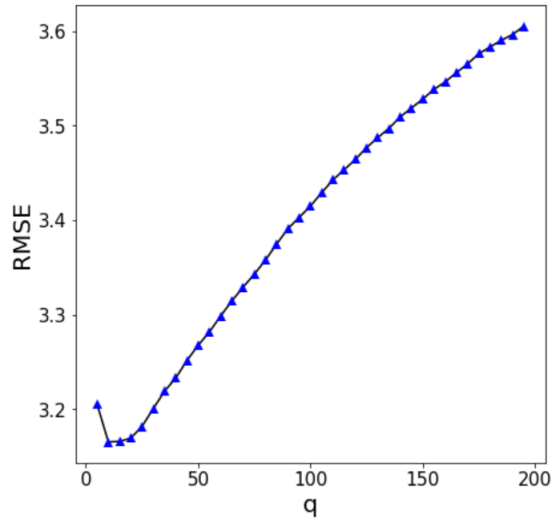


Figure 6: *RMSE* for SVD Models with Different q Values

6.2 Parallelized Training of RBM Model

The data we used to test parallelized training of RBM model is obtained by selecting observed ratings from users who have rated at least 100 different movies. The selected data set contains 21,595,144 ratings for 53,324 movies by 68,342 users. Similarly, 30 of the ratings from each user is held as test data. The tests were run on the Zenith supercomputer at Dell EMC HPC & AI Innovation Lab [2].

6.2.1 Strong Scaling

To test the performance of strong scaling for RBM model, we fix the global batch size to be 512. Then we train the model for one epoch with 1,2,4,...,64 nodes with 1 process per node. The tests were run for one epoch. Time-to-train and scaled speedup are shown in Figure 8 and Figure 9 respectively.

6.2.2 Weak Scaling

For weak scaling test, the batch size for each node is set to be 100. We run the test for one epoch for 1,2,4,...,64 nodes. Time-to-train and scaled speedup are shown in Figure 10 and Figure 11 respectively.

6.2.3 Prediction Accuracy

We trained an RBM model with global batch size 512 over 8 processes for 100 epochs. The model has 100 neurons in the hidden layer. The trained model was then applied to make predictions for 10,963 ratings in the test data set. The *RMSE* value is about

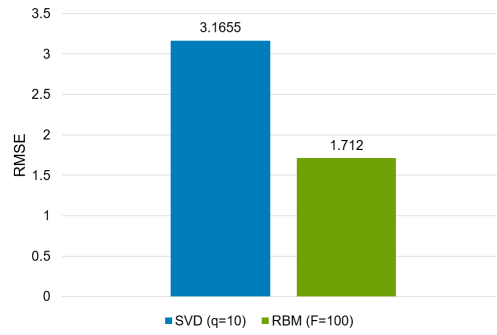


Figure 7: Prediction Accuracy Comparison (SVD v.s. RBM)

1.62. In future work, we will train RBM models with larger global batch size and test the prediction accuracy for them.

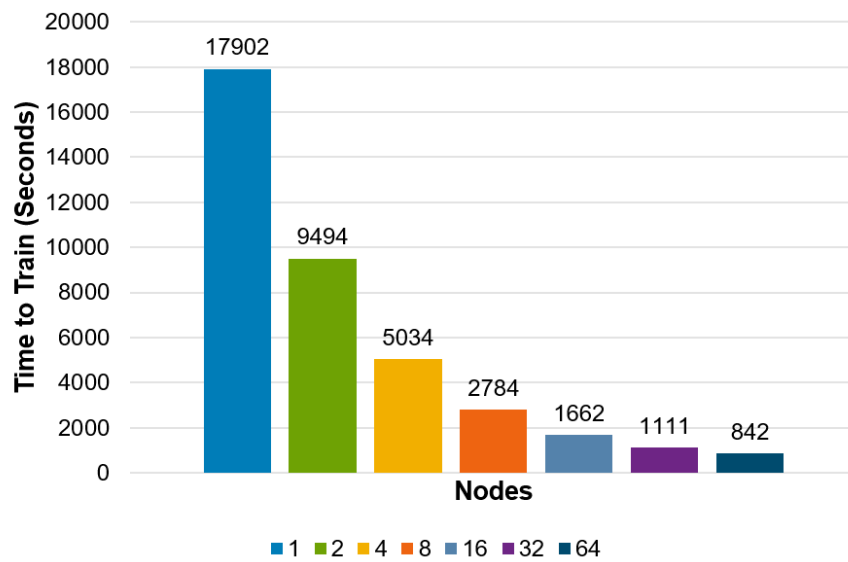


Figure 8: Time to Solution (Strong Scaling)

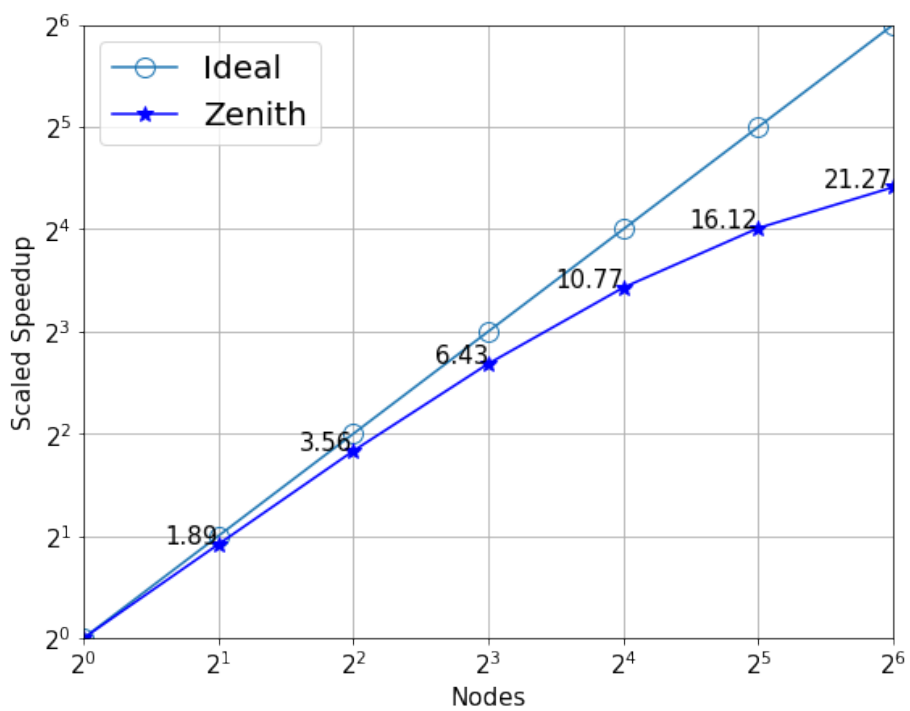


Figure 9: Scaled Speedup for Strong Scaling (1 Epoch)

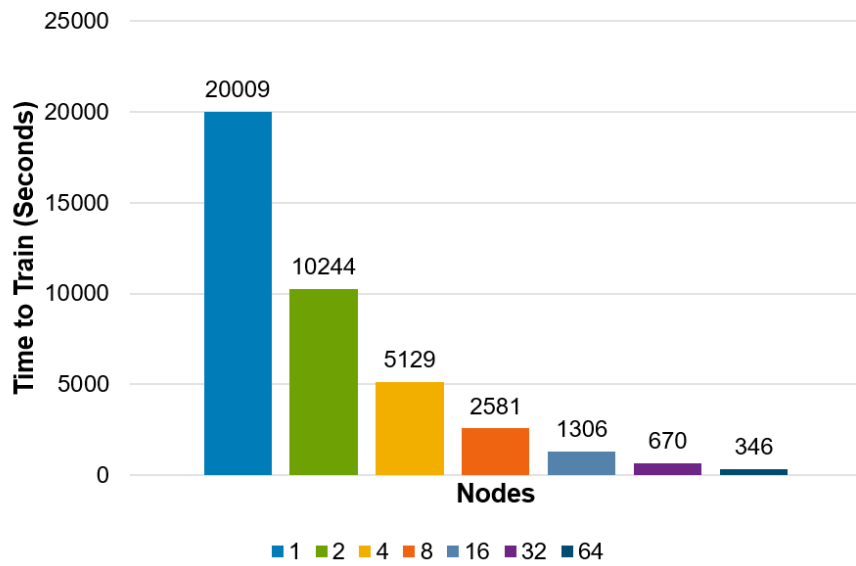


Figure 10: Time to Solution (Weak Scaling)

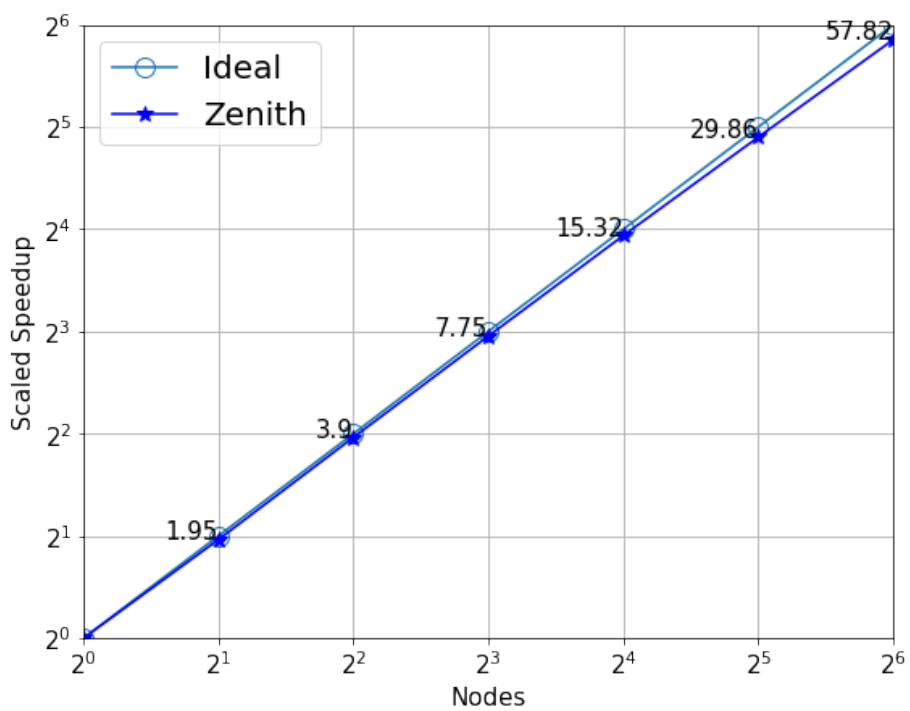


Figure 11: Scaled Speedup for Weak Scaling (1 Epoch)

7 Conclusion

In this paper, we studied the principles of RBM model and parallelized training with Horovod framework for it. As is shown in the paper, parallelized training can significantly shorten the training time. Only in this way, RBM models can be practically applied for collaborative filtering in recommendation systems.

Experiments using our technique to train a Restricted Boltzmann Machine with the MovieLens dataset showed that both strong and weak scaling could be maintained out to 64 compute nodes while producing quality models in accordance with the scale of the dataset used. Future work will focus on training at greater scale using larger datasets.

8 Conflict of Interest

On behalf of all authors, the corresponding author states that there is no conflict of interest.

References

- [1] Carreira-Perpiñán, M.Á., Hinton, G.E.: On contrastive divergence learning. In: AISTATS (2005)
- [2] Dell EMC: HPC & AI Innovation Lab. <https://www.dell EMC.com/en-us/solutions/high-performance-computing/HPC-AI-Innovation-Lab.htm> (2019)
- [3] Gilks W. (Ed.), R.S.E.S.D.E.: Markov Chain Monte Carlo in Practice. New York: Chapman and Hall/CRC (1996). URL <https://doi.org/10.1201/b14835>
- [4] Harper, F.M., Konstan, J.A.: Acm transactions on interactive intelligent systems (tiis) 5, 4, article 19 (december 2015), 19 pages. The MovieLens Datasets: History and Context (2015)
- [5] Hinton, G.: <https://www.cs.toronto.edu/hinton/csc321/readings/boltz321.pdf> (2017)
- [6] Hinton, G.E., Sejnowski, T.J.: Learning and relearning in boltzmann machines (1986)
- [7] Ruslan Salakhutdinov Andriy Mnih, G.H.: Restricted boltzmann machine for collaborative filtering. Proceedings of the 24 th International Conference on Machine Learning (2007)
- [8] Salakhutdinov, R., Hinton, G.: Deep boltzmann machines. In: D. van Dyk, M. Welling (eds.) Proceedings of the Twelfth International Conference

on Artificial Intelligence and Statistics, *Proceedings of Machine Learning Research*, vol. 5, pp. 448–455. PMLR, Hilton Clearwater Beach Resort, Clearwater Beach, Florida USA (2009). URL <http://proceedings.mlr.press/v5/salakhutdinov09a.html>

- [9] Sergeev, A., Balso, M.D.: Horovod: fast and easy distributed deep learning in TensorFlow. arXiv preprint arXiv:1802.05799 (2018)
- [10] Smolensky, P.: Parallel distributed processing: Explorations in the microstructure of cognition, vol. 1. chap. Information Processing in Dynamical Systems: Foundations of Harmony Theory, pp. 194–281. MIT Press, Cambridge, MA, USA (1986). URL <http://dl.acm.org/citation.cfm?id=104279.104290>
- [11] Xian, Z., Li, Q., Li, G., Li, L.: New collaborative filtering algorithms based on svd++ and differential privacy. *Mathematical Problems in Engineering* **2017**, 1–14 (2017). DOI 10.1155/2017/1975719
- [12] Yu, H.: A gentle tutorial on restricted boltzmann machine and contrastive divergence (2017). DOI 10.13140/RG.2.2.26119.60326