

Osmates on the verge of a Hund's-Mott transition: The different fates of NaOsO₃ and LiOsO₃

Daniel Springer,^{1,2} Bongjae Kim,³ Peitao Liu,⁴ Sergii Khmelevskyi,⁵ Severino Adler,^{1,6}
Massimo Capone,⁷ Giorgio Sangiovanni,⁶ Cesare Franchini,^{4,8} and Alessandro Toschi¹

¹*Institute of Solid State Physics, TU Wien, A-1040 Vienna, Austria*

²*Institute of Advanced Research in Artificial Intelligence, IARAI, A-1030 Vienna, Austria*

³*Department of Physics, Kunsan National University, Gunsan 54150, Korea*

⁴*University of Vienna, Faculty of Physics and Center for Computational Materials Science, Vienna, Austria*

⁵*Research Center for Materials Science and Engineering, TU Wien, A-1040 Vienna, Austria*

⁶*Institut für Theoretische Physik und Astrophysik and Würzburg-Dresden Cluster of Excellence ct.qmat,
Universität Würzburg, 97074 Würzburg, Germany*

⁷*CNR-IOM-Democritos National Simulation Centre and International School
for Advanced Studies (SISSA), Via Bonomea 265, I-34136 Trieste, Italy*

⁸*Dipartimento di Fisica e Astronomia, Università di Bologna, 40127 Bologna, Italy*

We clarify the origin of the strikingly different spectroscopic properties of the chemically similar compounds NaOsO₃ and LiOsO₃. Our first-principle many-body analysis demonstrates that the highly sensitive physics of these two materials is controlled by their proximity to an adjacent Hund's-Mott insulating phase. Although 5d oxides are mildly correlated, we show that the cooperative action of intraorbital repulsion and Hund's exchange becomes the dominant physical mechanism in these materials, if their t_{2g} -shell is half-filled. Small material-specific details hence result in an extremely sharp change of the electronic mobility, explaining the surprisingly different properties of the paramagnetic high-temperature phases of the two compounds.

PACS numbers: 71.20.Be, 71.10.Fd, 71.15.Mb, 72.15.-v

Metal-insulator transitions driven by the Coulomb repulsion (Mott transitions) represent one of the most characteristic hallmarks of electronic correlations. A variety of Mott transitions [1] are observed in 3d transition metal oxides (TMO), among which we recall the prototypical case of V₂O₃ [1–3]. Yet, when considering TMOs with heavier transition-metal elements, the impact of correlations gets weakened due to the larger spatial extension of the 4d and 5d electronic orbitals. This may cause correlation effects to become comparable to other physical mechanisms at work, such as spin orbit coupling (SOC) [4–6] and Stoner magnetism.

Aside from specific situations, where an enhancement of correlations can be triggered by the realization of effective single-orbital configuration [6–11], one expects systematically weaker many-body effects in 5d TMOs. One should then observe just mildly renormalized Fermi-liquid properties in these materials, provided that the temperature is high enough to destroy any possible long-range order. However, if a half-filled configuration between nearly degenerate orbitals is realized (e.g. 3 electrons in the t_{2g} orbitals), 4d [12] and even 5d materials may display significant correlation effects. We showcase that the latter scenario is not only an academic problem by demonstrating its actual realization in the elusive physics of two osmates, NaOsO₃ and LiOsO₃.

We recall that in general, the presence of $n = 3$ electrons in the three t_{2g} orbitals can trigger the formation of very stable high-spin ground states, even if the intra-orbital local Coulomb repulsion is not particularly large. If this happens, the *localizing* strength of the on-

site Hund's exchange coupling (J), favoring the onset of a Hund's-Mott insulating state, gets significantly magnified. This trend is opposite to the extensively studied case of systems with non half-filled t_{2g} orbitals (e.g. $n = 2, 4$), where J has a *delocalizing* effect for the ground-state properties [13, 14]. The tendency towards the formation of so-called Hund's *metals* at $n = 2$ can be ascribed to the competition between two possible localized states [15]: a pure Mott state where the double occupancy is minimized and a charge-disproportionated Hund's insulator, where local spin moment is maximized.

Instead, for the case $n = 3$, discussed in the present work, the intra-orbital Coulomb repulsion *and* the Hund's coupling favor the same insulating state: the Hund's-Mott insulator, simultaneously associated to a high spin configuration *and* suppressed charge fluctuations. Thus, in the case of a nominally half-filled t_{2g} configuration, U *and* J act cooperatively to suppress the electronic mobility. It is this *synergic* action of U and J , which strongly lowers the critical interaction values for the onset of Hund's-Mott phases and hence allows the associated physics to emerge even in less correlated 5d compounds. At the same time, this explains why correlation effects fade out extremely quickly, when only slightly moving away from the Hund's-Mott insulating region ($n = 3$ in the t_{2g} orbitals) in contrast to the much smoother evolution observed in the Hund's metals [16].

To illustrate the main physical trends, we present in Fig. 1 a *generalized version* of the paramagnetic phase-diagram of TMOs, extended to *also* include the 5d compounds. The formation of a local moment, driven by the

on-site interactions, stabilizes the corresponding Mott insulating phases (grey-shadowed zones) for different fillings ($n=2, 3$) of the t_{2g} orbitals. Evidently, the most favorable conditions to induce or, at least, to approach a Mott phase in the less correlated $5d$ TMOs are offered by the half-filled t_{2g} configuration.

As the Hund's-Mott phase is characterized by a high sensitivity with respect to small perturbations (e.g. lifting of the degeneracy of the t_{2g} orbitals, hybridization with the p orbitals of the ligands, etc.), even tiny differences in realistic systems may quench correlation effects and strongly modify the physical properties. The pair of (nominally half-filled) osmates, NaOsO_3 and LiOsO_3 , offers a particularly promising playground for observing genuine Hund's-Mott-driven physics in otherwise mildly correlated $5d$ oxides. In spite of a similar chemical composition, the two compounds display quite different physical properties, even in their high-temperature regimes.

In particular, for the orthorhombic perovskite NaOsO_3 terahertz and infrared spectroscopy [17] have revealed the presence of a high temperature (T) metallic state with relatively good Fermi liquid properties. Upon cooling, a MIT is accompanied by the emergence of a long-range (G -type) antiferromagnetic order at $T = T_N \sim 410\text{K}$ [18]. The physics below T_N initially was interpreted as that of the elusive Slater insulating state [19] and later better defined in terms of a spin-fluctuation-driven Lifshitz transition [20–22]. Hence both, the high- T metallic phase of NaOsO_3 and its antiferromagnetic behavior below T_N , appear compatible with a weakly correlated scenario.

In contrast, the rhombohedral LiOsO_3 does *not* exhibit any magnetic ordering at low- T , but instead features a phase-transition to a non-centrosymmetric structure for $T < T_c = 140\text{ K}$ [23]. The essential difference emerging in comparison to NaOsO_3 is, that upon raising the temperature, the optical spectra of LiOsO_3 very rapidly lose any sign of metallic coherence [24]. The Drude peak is even replaced by a slight low-frequency *downturn* already at $T = 300\text{ K}$. In fact, the temperature trend of the infrared spectra observed for LiOsO_3 surprisingly well resembles that of undoped V_2O_3 [25], the prototypical $3d$ TMO on the verge of a Mott MIT [1–3].

Given the very similar energy scales (width of the conduction bands, size of the screened electronic interaction) and the (half-filled) electronic configuration of the two materials, one of the few plausible explanations for the sharp contrast between the high- T spectral properties of NaOsO_3 and LiOsO_3 would be their proximity to a Hund's-Mott insulating phase as depicted in Fig. 1.

To demonstrate that this scenario indeed applies, we perform state-of-the-art *ab-initio* many-body calculations of the *paramagnetic* phases for both compounds on an equal footing, exploiting the density functional theory (DFT) [27, 28] merged with dynamical mean field theory (DMFT) [29]. The DMFT calculations have been per-

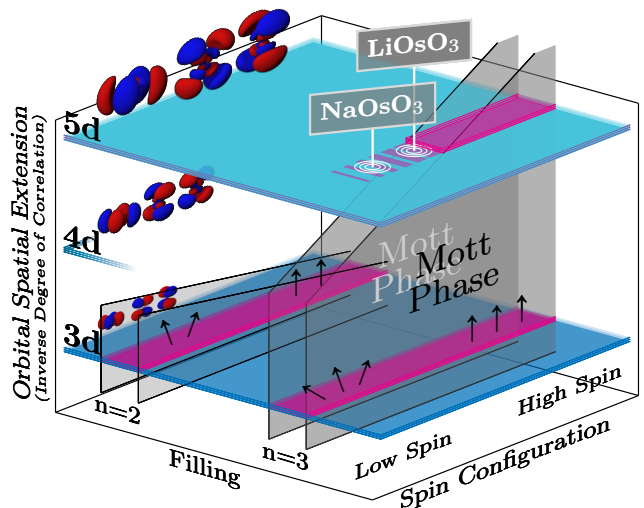


FIG. 1. (Color online) Schematic representation of the Mott-insulating phases (magenta stripes along the horizontal planes, the shadowed grey vertical planes are guides to the eye) in the parameter space of a generic TMO with correlated orbitals of different spatial extension (increasing from $3d$ to $4d$ and $5d$). The picture distinguishes the effects of high/low spin configurations on the insulating phases at different fillings ($n = 2$ and $n = 3$). The supposed location of the pair of osmates NaOsO_3 and LiOsO_3 in the highly sensitive parameter region in immediate proximity to the $n = 3$ Hund's-Mott metal-insulator transition is indicated by white concentric circles.

formed for the Wannier-projected t_{2g} orbitals of Os [30] considering the full Coulomb (screened) interaction on Os, calculated by means of the constrained random phase approximation (cRPA) for both compounds [26] in their respective paramagnetic phases. Aside from specific bandstructure details [26, 31], the main energy scales in the two materials are quite similar.

The t_{2g} bandwidths are 3.9 eV (NaOsO_3) and 3.5 eV (LiOsO_3); the local orbital splittings of the t_{2g} manifold are about 150 meV and 250 meV , while the averaged intra-orbital Coulomb repulsion U is 2.25 eV and 2.35 eV and the averaged local Hund's exchange coupling J is 0.24 eV and 0.25 eV for NaOsO_3 and LiOsO_3 respectively [26, 31]. Additionally we examined the role of SOC [26], finding that an estimated SOC of the order of $\sim 0.3\text{ eV}$ [26, 31] only weakly affects the splitting of the t_{2g} manifold in agreement with experimental findings [32]. The corresponding minor quantitative changes are not significant for our study of the paramagnetic phases [26]. A larger impact of SOC may be expected in the magnetically-ordered phases of $5d^3$ compounds [32–35], whose investigation is not the subject of our work.

The corresponding multi-orbital Hamiltonian, which we solved in DMFT by means of the *w2dynamics* package [36], reads

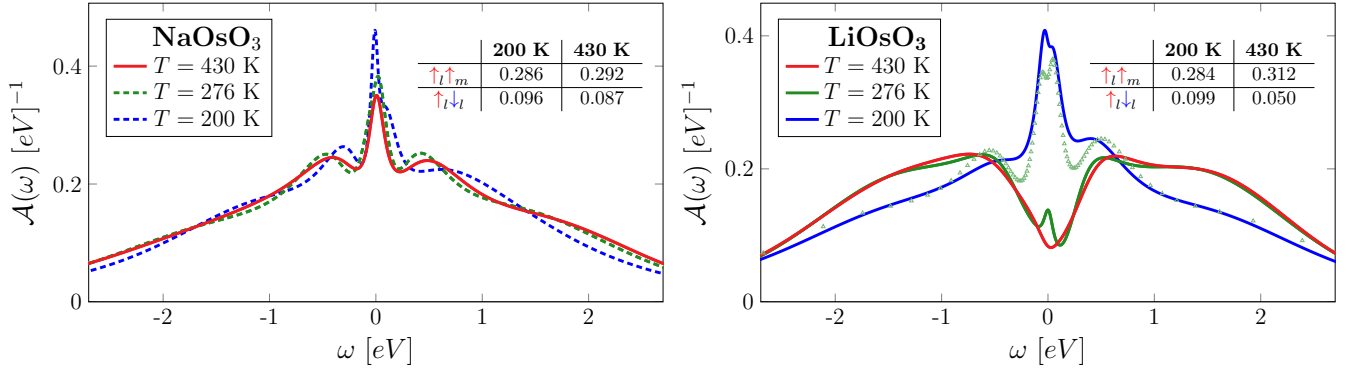


FIG. 2. (Color online) Temperature evolution of the on-site spectral function in the *paramagnetic phases* of NaOsO₃ (left) and LiOsO₃ (right) computed with DFT+DMFT on the t_{2g} -orbitals of Os (averaged over the Os atoms in the unit cell [26]). Dashed lines (left panel) refer to paramagnetic calculations below the T_N of NaOsO₃ (where the experimentally observed gap is associated to the onset of a magnetic order[17]), while the empty triangles (right panel) mark the most metallic of the two stable DMFT solutions of LiOsO₃ found at $T=276$ K. *Inset*: Values of the averaged intra- and inter-orbital double-occupancy at different T .

$$H = \sum_{\mathbf{k}\sigma lm} H_{lm}(\mathbf{k}) c_{\mathbf{k}l\sigma}^\dagger c_{\mathbf{k}m\sigma} + \sum_{\mathbf{r}\sigma\sigma'} \sum_{lmno} U_{lmno} c_{\mathbf{r}l\sigma}^\dagger c_{\mathbf{r}m\sigma} c_{\mathbf{r}n\sigma'}^\dagger c_{\mathbf{r}o\sigma'} \quad (1)$$

where l, m, n, o are the t_{2g} orbital indices, \mathbf{k} denotes the fermionic momentum, \mathbf{r} the lattice site and σ, σ' the spin. Here $H_{lm}(\mathbf{k})$ and U_{lmno} represent the single particle part and the local interaction of the low-energy Hamiltonian for the subspace of the t_{2g} Os orbitals. As usual, the best quantitative agreement with experimental trends is obtained for slightly enhanced cRPA values, here about 8% for *both* compounds [26], which is within the accuracy of cRPA estimated by the more sophisticated constrained functional renormalization group procedure [37, 38]. The Hund's exchange values of our calculations [26], in any case, remain smaller than those assumed in previous DMFT studies [24] of the low- T behavior of LiOsO₃.

The temperature dependence of the local spectral function $\mathcal{A}(\omega)$ of the two-compounds in their *paramagnetic* phases, obtained from analytic continuation [39–41] of the on-site Green's function, is reported in Fig. 2. We clearly see that the NaOsO₃ spectrum displays a sizably renormalized coherent peak up to the highest $T = 430$ K $> T_N$ considered, where a metallic behavior clearly emerges in the spectroscopic experiments [17]. At the same time, the corresponding quasi-particle peak visible in the low- T regime of LiOsO₃ is quickly washed out upon increasing T , with a complete loss of coherence *already* at/above room- T . The coexistence of two DMFT solutions [29], a typical hallmark [3] of a close proximity to a Mott-MIT, is found for LiOsO₃ at the intermediate temperature of 276 K [42]. The insets in Fig. 2 indicate that the consistent loss of spectral weight at high temperatures in LiOsO₃ is linked to an increase of the

inter-orbital spin alignment ($\langle \uparrow_l \uparrow_m \rangle$) and a corresponding suppression of the intra-orbital double occupancy ($\langle \uparrow_l \downarrow_l \rangle$) [26].

Hence, our DMFT results reproduce the experimentally observed presence (disappearance) of coherent quasi-particle excitations in the *high-temperature* infrared spectra of NaOsO₃ (LiOsO₃), suggesting the validity of the scenario depicted in Fig. 1.

In order to firmly establish, that the agreement between our calculation and experimental data is indeed explained by the proximity of both osmates to the Hund's-Mott insulator, we consider a simplified interaction term, which describes in the most direct way the formation of large local magnetic moments associated with the Hund's interaction. In practice we assume an interaction of density-density character by neglecting in Eq. (1) the quantum fluctuation ($c_{\mathbf{r}l\uparrow}^\dagger c_{\mathbf{r}l\downarrow} c_{\mathbf{r}m\downarrow}^\dagger c_{\mathbf{r}m\uparrow}$), pair-hopping ($c_{\mathbf{r}l\uparrow}^\dagger c_{\mathbf{r}l\downarrow} c_{\mathbf{r}m\uparrow}^\dagger c_{\mathbf{r}m\downarrow}$) and correlated-hopping ($c_{\mathbf{r}l\uparrow}^\dagger c_{\mathbf{r}l\uparrow} c_{\mathbf{r}m\downarrow}^\dagger c_{\mathbf{r}l\downarrow}$) terms in the interaction as well as the orbital off-diagonal hopping terms ($c_{\mathbf{r}m\sigma}^\dagger c_{\mathbf{r}l\sigma}$), which are responsible for the small violation of the (local) t_{2g} -degeneracy, in our DMFT calculations. As a result of these approximations, the Hund's-driven orbital off-diagonal spin correlations are enhanced, increasing the localization effects.

Our DMFT calculations (Fig. 3) show that this modification pushes LiOsO₃ well inside the adjacent insulating regime, while NaOsO₃ remains metallic. The corresponding on-site Green's function G as a function of the Matsubara frequencies $i\omega_n$ is shown in Fig. 3 for $T = 430$ K. It displays an evident metallic behavior for NaOsO₃, which qualitatively reproduces the calculation with the full Coulomb interaction. For LiOsO₃ instead, we find a vanishing $\text{Im}G(i\omega_n)$ at the Fermi edge ($\omega_n \rightarrow 0$), characteristic of an insulating state.

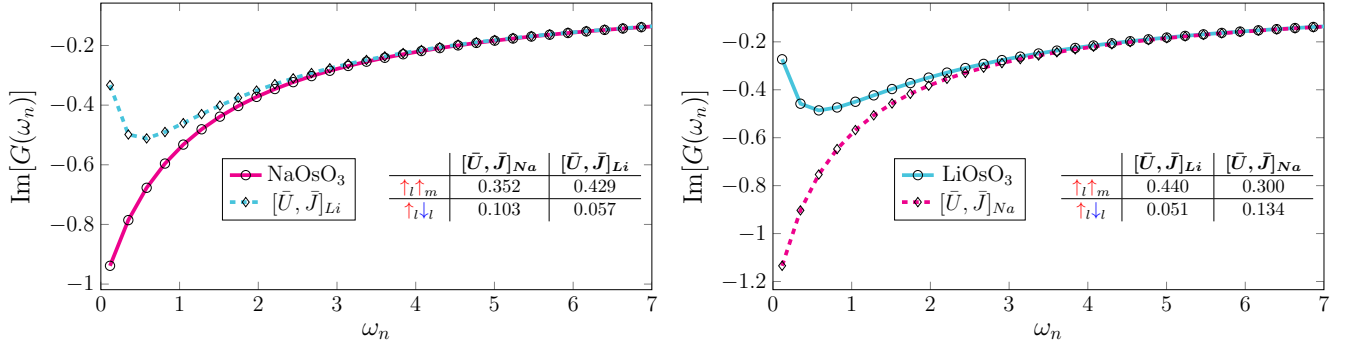


FIG. 3. (Color online) DFT+DMFT calculation of the local Green's function for NaOsO₃ (left: solid line) and LiOsO₃ (right: solid line) at $T = 430$ K performed in the density-density approximation with interaction parameters (\bar{U}, \bar{J}) [26]. “Gedankenexperiment”: The dashed lines correspond to Green's functions computed using interaction values of the respective other compound. Inset: Values of the averaged intra-orbital and inter-orbital double-occupancy at $T = 430$ K.

The Hund's-Mott nature of this insulating state can be immediately inferred from the double occupancy data of LiOsO₃ (inset table), which features a large local moment with almost complete inter-orbital spin alignment ($\langle \uparrow_l \uparrow_m \rangle = 0.5$) and a simultaneous suppression of the intraorbital double occupancy. In NaOsO₃ instead, significantly smaller values of $\langle \uparrow_l \uparrow_m \rangle$ are found, much closer to what is expected in the uncorrelated case ($\langle \uparrow_l \uparrow_m \rangle = 0.25$).

Finally, to separate the impact of mere correlation effects from all other potentially relevant aspects (e.g. specific features in the bandstructure), we devise a simple (numerical) “Gedankenexperiment”, where we perform a new DMFT (density-density) calculation for each of the two osmates, but with *interchanged* interaction parameters (\bar{U}, \bar{J}) [26]. The consequence of this swapping of interaction parameters is an almost perfect mirroring of the imaginary parts of the Green's functions (Fig. 3 dashed lines). The Green's function for LiOsO₃ with the slightly different interaction parameters of NaOsO₃ displays clear metallic features at the Fermi edge, similar to the original NaOsO₃ results. For NaOsO₃ on the other hand, the slightly larger interaction parameters of LiOsO₃ suffice to push it through the Hund's-Mott transition into the insulating regime. The values of the corresponding spin-alignment get also almost perfectly interchanged. This illustrates how the significant differences in the results of our calculations are driven by small but critical changes in the interaction parameters, convincingly confirming that the physics of the two materials is controlled by the proximity to a Hund's-Mott insulating transition.

In summary, we performed DFT+DMFT calculations for the paramagnetic phases of NaOsO₃ and LiOsO₃ with realistic, material specific values of their on-site Coulomb interaction. Our results compare remarkably well with experimental findings for the paramagnetic phases of both compounds. We are able to reproduce the occurrence of a crossover from a metallic to an incoherent be-

havior at room temperature, as observed in the optical spectra of LiOsO₃, as well as its absence in the high- T spectroscopy data of NaOsO₃. We attribute the different spectroscopic properties of the two osmates considered to their slightly different proximity to a Hund's-Mott insulating phase.

A rather general picture emerges from our DMFT calculations and *Gedankenexperiment*: The synergic action of U and J for half-filled configurations is strong enough to induce significant correlation effects in 5d oxides and to drive them on the verge of Hund's-Mott MITs. In fact, nearly half-filled 5d-compounds might even provide a better playground for truly observing this physics than their 3d or 4d counterparts, where it is commonly expected. This is because a larger SOC and tetragonal/trigonal crystal-fields may successfully conspire to suppress magnetism, which often hides the major hallmarks of the proximity to Hund's-Mott insulating phases in 3d or 4d oxides[12, 43–45]. Our findings open the perspective of triggering a similar physics in other 5d-oxides, by artificially engineering half-filled configurations in nearly degenerate t_{2g} -orbitals.

Acknowledgments - We thank Luca de' Medici, Andreas Hausoel, Minjae Kim, Antoine Georges and Jan Tomczak for interesting discussions, and the Flatiron Institute for the hospitality in an extremely stimulating scientific atmosphere (GS, AT). We acknowledge financial support from the Austrian Science Fund (FWF) through the projects I 2794-N35 (AT) and the SFB ViCoM F41 (DS). B.K acknowledges support from the National Research Foundation (NRF) Korea (No.2018R1D1A1A02086051), M.C. from MIUR PRIN 2015 (Prot. 2015C5SEJJ001), MIUR PRIN 2017 “CENTRAL” (Prot. 20172H2SC4.004) and G.S. and S.A. from the DFG through the Würzburg-Dresden Cluster of Excellence on Complexity and Topology in Quantum Matter – *ct.qmat* (EXC 2147, project-ID 390858490) and through project-ID 258499086 – SFB 1170. Calculations

have been performed on the Vienna Scientific Cluster (VSC). The authors gratefully acknowledge the Gauss Centre for Supercomputing e.V. (www.gauss-centre.eu) for funding this project by providing computing time on the GCS Supercomputer SuperMUC-NG at Leibniz Supercomputing Centre (www.lrz.de).

-
- [1] M. Imada, A. Fujimori, and Y. Tokura, *Rev. Mod. Phys.* **70**, 1039 (1998).
 - [2] D. B. McWhan, A. Menth, J. P. Remeika, W. F. Brinkman, and T. M. Rice, *Phys. Rev. B* **7**, 1920 (1973).
 - [3] P. Hansmann, A. Toschi, G. Sangiovanni, T. SahaDasgupta, S. Lupi, M. Marsi, and K. Held, *physica status solidi (b)* **250**, 1251.
 - [4] G. Jackeli and G. Khaliullin, *Phys. Rev. Lett.* **102**, 017205 (2009).
 - [5] M. Martins, C. Aichhorn and S. Biermann, *J. Phys.: Condens. Matter* **29**, 263001 (2017).
 - [6] C. Martins, M. Aichhorn, L. Vaugier, and S. Biermann, *Phys. Rev. Lett.* **107**, 266404 (2011).
 - [7] B. J. Kim, H. Jin, S. J. Moon, J.-Y. Kim, B.-G. Park, C. S. Leem, J. Yu, T. W. Noh, C. Kim, S.-J. Oh, J.-H. Park, V. Durairaj, G. Cao, and E. Rotenberg, *Phys. Rev. Lett.* **101**, 076402 (2008).
 - [8] P. Liu, S. Khmelevskyi, B. Kim, M. Marsman, D. Li, X.-Q. Chen, D. D. Sarma, G. Kresse, and C. Franchini, *Phys. Rev. B* **92**, 054428 (2015).
 - [9] B. Kim, P. Liu, and C. Franchini, *Phys. Rev. B* **95**, 115111 (2017).
 - [10] L. Lu, M. Song, W. Liu, A. P. Reyes, P. Kuhns, H. O. Lee, I. R. Fisher, and V. F. Mitrovi, *Nature Communications* **8**, 14407 (2017).
 - [11] K. Kitagawa, T. Takayama, Y. Matsumoto, A. Kato, R. Takano, Y. Kishimoto, S. Bette, R. Dinnebier, G. Jackeli, and H. Takagi, *Nature* **554**, 341 (2018).
 - [12] J. Mravlje, M. Aichhorn, and A. Georges, *Phys. Rev. Lett.* **108**, 197202 (2012).
 - [13] L. de' Medici, J. Mravlje, and A. Georges, *Phys. Rev. Lett.* **107**, 256401 (2011).
 - [14] A. Georges, L. de' Medici, and J. Mravlje, *Annu. Rev. Condens. Matter Phys.* **4**, 137 (2013).
 - [15] A. Isidori, M. Berović, L. Fanfarillo, L. de' Medici, M. Fabrizio, and M. Capone, *Phys. Rev. Lett.* **122**, 186401 (2019).
 - [16] Cf. the general analysis of Refs. 13 and 46.
 - [17] I. Lo Vecchio, A. Perucchi, P. Di Pietro, O. Limaj, U. Schade, Y. Sun, M. Arai, K. Yamaura, and S. Lupi, *Scientific Reports* **3**, 2990 (2013).
 - [18] Y. G. Shi, Y. F. Guo, S. Yu, M. Arai, A. A. Belik, A. Sato, K. Yamaura, E. Takayama-Muromachi, H. F. Tian, H. X. Yang, J. Q. Li, T. Varga, J. F. Mitchell, and S. Okamoto, *Phys. Rev. B* **80**, 161104 (2009).
 - [19] S. Calder, V. O. Garlea, D. F. McMorrow, M. D. Lumsden, M. B. Stone, J. C. Lang, J.-W. Kim, J. A. Schlueter, Y. G. Shi, K. Yamaura, Y. S. Sun, Y. Tsujimoto, and A. D. Christianson, *Phys. Rev. Lett.* **108**, 257209 (2012).
 - [20] B. Kim, P. Liu, Z. Ergönenc, A. Toschi, S. Khmelevskyi, and C. Franchini, *Phys. Rev. B* **94**, 241113 (2016).
 - [21] J. G. Vale, S. Calder, C. Donnerer, D. Pincini, Y. G. Shi, Y. Tsujimoto, K. Yamaura, M. M. Sala, J. van den Brink, A. D. Christianson, and D. F. McMorrow, *Phys. Rev. Lett.* **120**, 227203 (2018).
 - [22] J. G. Vale, S. Calder, C. Donnerer, D. Pincini, Y. G. Shi, Y. Tsujimoto, K. Yamaura, M. Moretti Sala, J. van den Brink, A. D. Christianson, and D. F. McMorrow, *Phys. Rev. B* **97**, 184429 (2018).
 - [23] Y. Shi, Y. Guo, X. Wang, A. Princep, D. Khalyavin, P. Manuel, Y. Michiue, A. Sato, K. Tsuda, S. Yu, M. Arai, Y. Shirako, M. Akaogi, N. Wang, K. Yamaura, and A. Boothroyd, *Nature Materials* **12**, 1024 (2013).
 - [24] I. Lo Vecchio, G. Giovannetti, M. Autore, P. Di Pietro, A. Perucchi, J. He, K. Yamaura, M. Capone, and S. Lupi, *Phys. Rev. B* **93**, 161113 (2016).
 - [25] L. Baldassarre, A. Perucchi, D. Nicoletti, A. Toschi, G. Sangiovanni, K. Held, M. Capone, M. Ortolani, L. Malavasi, M. Marsi, P. Metcalf, P. Postorino, and S. Lupi, *Phys. Rev. B* **77**, 113107 (2008).
 - [26] for further details, see Supplemental Material, which also includes Refs. [47–50].
 - [27] G. Kresse and J. Hafner, *Phys. Rev. B* **47**, 558 (1993).
 - [28] G. Kresse and J. Furthmüller, *Phys. Rev. B* **54**, 11169 (1996).
 - [29] A. Georges, G. Kotliar, W. Krauth, and M. J. Rozenberg, *Rev. Mod. Phys.* **68**, 13 (1996).
 - [30] In our maximally localized Wannier projection we have effectively downfolded both the high-lying e_g orbitals of Os, which are located approximately 2 eV, as well as the low-lying $2p$ orbitals of the O [26].
 - [31] P. Liu, J. He, B. Kim, S. Khmelevskyi, A. Toschi, G. Kresse, and C. Franchini, *Phys. Rev. Materials* **4**, 045001 (2020).
 - [32] S. Calder, J. G. Vale, N. Bogdanov, C. Donnerer, D. Pincini, M. Moretti Sala, X. Liu, M. H. Upton, D. Casa, Y. G. Shi, Y. Tsujimoto, K. Yamaura, J. P. Hill, J. van den Brink, D. F. McMorrow, and A. D. Christianson, *Phys. Rev. B* **95**, 020413 (2017).
 - [33] S. Calder, J. G. Vale, N. A. Bogdanov, X. Liu, C. Donnerer, M. H. Upton, D. Casa, A. H. Said, M. D. Lumsden, Z. Zhao, J.-Q. Yan, D. Mandrus, S. Nishimoto, J. van den Brink, J. P. Hill, D. F. McMorrow, and A. D. Christianson, *Nature Communications* **7**, 11651 (2016).
 - [34] A. E. Taylor, R. Morrow, R. S. Fishman, S. Calder, A. I. Kolesnikov, M. D. Lumsden, P. M. Woodward, and A. D. Christianson, *Phys. Rev. B* **93**, 220408 (2016).
 - [35] E. Kermarrec, C. A. Marjerrison, C. M. Thompson, D. D. Maharaj, K. Levin, S. Kroeker, G. E. Granroth, R. Flacau, Z. Yamani, J. E. Greedan, and B. D. Gaulin, *Phys. Rev. B* **91**, 075133 (2015).
 - [36] M. Wallerberger, A. Hausoel, P. Gunacker, A. Kowalski, N. Parragh, F. Goth, K. Held, and G. Sangiovanni, *Comput. Phys. Commun.* **235**, 388 (2019).
 - [37] C. Honerkamp, *Phys. Rev. B* **98**, 155132 (2018).
 - [38] C. Honerkamp, H. Shinaoka, F. F. Assaad, and P. Werner, *Phys. Rev. B* **98**, 235151 (2018).
 - [39] R. Levy, J. LeBlanc, and E. Gull, *Computer Physics Communications* **215**, 149 (2017).
 - [40] A. Gaenko, A. Antipov, G. Carcassi, T. Chen, X. Chen, Q. Dong, L. Gamper, J. Gukelberger, R. Igarashi, S. Isakov, M. Knz, J. LeBlanc, R. Levy, P. Ma, J. Paki, H. Shinaoka, S. Todo, M. Troyer, and E. Gull, *Computer Physics Communications* **213**, 235 (2017).
 - [41] B. Bauer, L. D. Carr, H. G. Evertz, A. Feiguin, J. Freire, S. Fuchs, L. Gamper, J. Gukelberger, E. Gull, S. Guertler, A. Hehn, R. Igarashi, S. V. Isakov, D. Koop,

- P. N. Ma, P. Mates, H. Matsuo, O. Parcollet, G. Pawowski, J. D. Picon, L. Pollet, E. Santos, V. W. Scarola, U. Schollwck, C. Silva, B. Surer, S. Todo, S. Trebst, M. Troyer, M. L. Wall, P. Werner, and S. Wessel, *Journal of Statistical Mechanics: Theory and Experiment* **2011**, P05001 (2011).
- [42] At the other temperatures shown in Fig. 2 we did not observe a coexistence of insulating and metallic DMFT solutions for LiOsO_3 .
- [43] A. Horvat, L. Pourovskii, M. Aichhorn, and J. Mravlje, *Phys. Rev. B* **95**, 205115 (2017).
- [44] T. Takeda and S. Ohara, *Journal of the Physical Society of Japan* **37**, 275 (1974), <https://doi.org/10.1143/JPSJ.37.275>.
- [45] R. Søndena, P. Ravindran, S. Stølen, T. Grande, and M. Hanfland, *Phys. Rev. B* **74**, 144102 (2006).
- [46] L. de' Medici and M. Capone, "Modeling many-body physics with slave-spin mean-field: Mott and Hund's physics in Fe-superconductors," in *The Iron Pnictide Superconductors: An Introduction and Overview*, edited by F. Mancini and R. Citro (Springer International Publishing, Cham, 2017) pp. 115–185.
- [47] J. P. Perdew, K. Burke, and M. Ernzerhof, *Phys. Rev. Lett.* **77**, 3865 (1996).
- [48] M. Kaltak, PhD Thesis, University of Vienna (2015).
- [49] I. Souza, N. Marzari, and D. Vanderbilt, *Phys. Rev. B* **65**, 035109 (2001).
- [50] E. Gull, A. J. Millis, A. I. Lichtenstein, A. N. Rubtsov, M. Troyer, and P. Werner, *Rev. Mod. Phys.* **83**, 349 (2011).