

Online control of the familywise error rate

Jinjin Tian, Aaditya Ramdas
 Department of Statistics and Data Science
 Carnegie Mellon University
 {jinjint,aramdas}@stat.cmu.edu

05.17.22

Abstract

Suppose an analyst wishes to test an infinite sequence of hypotheses one by one over time in such a way that the familywise error rate (FWER) is controlled at level α . Specifically, without knowing the future p -values, the analyst must irrevocably decide at each step whether to reject the null, such that with probability at least $1 - \alpha$, there are no false rejections in the entire sequence. This paper unifies algorithm design concepts developed for offline FWER control and for online false discovery rate (FDR) control. Though Bonferroni, fallback procedures and Sidak’s method can trivially be extended to the online setting, our main contribution is the design of new, adaptive online algorithms that control the FWER and per-family error rate (PFER) when the p -values are independent or locally dependent in time. Our experiments demonstrate substantial gains in power, also formally proved in an idealized Gaussian model.

1 Introduction

Online multiple testing refers to the setting in which a potentially infinite stream of hypotheses H_1, H_2, \dots (respectively p -values P_1, P_2, \dots) is tested sequentially one at a time. At each step $t \in \mathbb{N}$, one must decide whether to reject the current null hypothesis H_t or not, without knowing the outcomes of all the future tests. Typically, we reject the null hypothesis when P_t is smaller than some threshold α_t . Let \mathcal{R} represent the set of rejected null hypotheses, and \mathcal{H}_0 be the unknown set of true null hypotheses; then, $\mathcal{V} \equiv \mathcal{R} \cap \mathcal{H}_0$ is the set of incorrectly rejected null hypotheses, also known as false discoveries. Denoting $V = |\mathcal{V}|$, some common error metrics are the false discovery rate (FDR), family wise error rate (FWER), per-family error rate (PFER) and power which are defined as

$$\text{FDR} \equiv \mathbb{E} \left[\frac{V}{|\mathcal{R}| \vee 1} \right], \quad \text{FWER} \equiv \Pr\{V \geq 1\}, \quad \text{PFER} \equiv \mathbb{E}[V], \quad \text{power} \equiv \mathbb{E} \left[\frac{|\mathcal{H}_0^c \cap \mathcal{R}|}{|\mathcal{H}_0^c|} \right]. \quad (1)$$

The typical aim is to maximize power, while having FDR, FWER, or PFER bounded by at a prespecified level $\alpha \in (0, 1)$. Notice that FWER is bounded as $\text{FWER} \leq \text{PFER}$ by Markov’s inequality, therefore any procedure controlling PFER immediately controls FWER as well. There is a large variety of procedures for offline FDR control [2, 3, 4], online FDR control [5, 6, 7, 8, 9, 10], and offline FWER control [11, 12, 13]. However, the online FWER problem is underexplored; for example, in their seminal online FDR paper, Foster and Stine [5] only mention in passing that for online FWER control, one can simply use an online Bonferroni method (that they term Alpha-Spending). This paper conducts a systematic study of other offline FWER procedures that can be easily extended to have online counterparts (like Sidak’s and fallback methods). However, our main contribution is to derive new “adaptive” procedures for online FWER control that are demonstrably more powerful under independence or local (in time) dependence assumptions.

In experiments, we find that our online extensions of classical offline FWER control methods like Sidak [14] and fallback [13, 15] have a fairly negligible power improvement over Alpha-Spending when non-nulls arrive randomly over time. Also, as presented in Figure 1, these algorithms are sub-optimal when they encounter a non-vanishing proportion of non-nulls, or a significant proportion of *conservative* nulls (see below). Our adaptive discarding (ADDIS)

*An R package called onlineFDR[1] began with algorithms for online FDR control, but now contains all aspects of online multiple testing, including online FWER control. It is being developed by David Robertson and the authors of this paper (among others), and has already incorporated the new algorithms proposed here. The code to reproduce all figures in this paper are accessible at <https://github.com/jinjint/onlineFWER>.

algorithms are more powerful online FWER control methods that adapt to both an unknown fraction of non-nulls and unknown conservativeness of nulls (see Section 3.3 and Figure 2). As shown in Figure 1, ADDIS-Spending is significantly more powerful than Alpha-Spending and other new algorithms. We are able to theoretically justify this power superiority in an idealized Gaussian model (Section 6). Although these powerful new adaptive methods require independence to have valid FWER control, they can be easily generalized to handle “local dependence”, a more realistic dependence structure in practice (see Section 4).

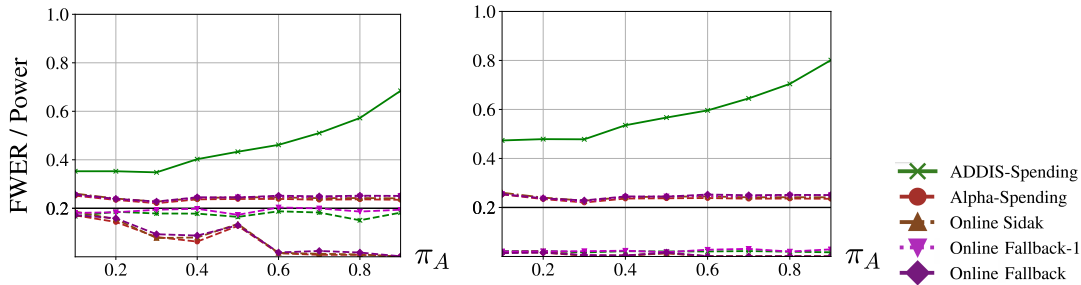


Figure 1: Statistical power and FWER versus fraction of non-null hypotheses π_A for Alpha-Spending (online Bonferroni) and our new algorithms (ADDIS-Spending, Online Fallback and Online Sidak) at target FWER level $\alpha = 0.2$ (solid black line). The curves above the horizontal line at 0.2 display the achieved power of each methods versus π_A , while the lines below 0.2 display the achieved FWER of each methods versus π_A . The experimental setting is described in Section 5: we set $\mu_A = 4$ for both figures, but $\mu_N = 0$ for the left figure and $\mu_N = -1$ for the right figure (hence the right nulls are conservative, the left nulls are not). These figures show that (a) all considered methods control the FWER at level 0.2, (b) Online Sidak and Online Fallback provide negligible improvement compared to the naive Alpha-Spending, (c) ADDIS-Spending is much more powerful than all other algorithms in both settings.

Uniformly conservative nulls. A common assumption on the marginal distribution of a null p -value P is that $\Pr\{P \leq x\} \leq x$ holds true for all $x \in [0, 1]$. Ideally, a null p -value is exactly uniformly distributed, but in practice, null p -values are often *conservative*, meaning that $\Pr\{P \leq x\} \ll x$. A particularly interesting subclass is that of *uniformly conservative* null p -values, which are the ones satisfying the following:

$$\Pr\{P \leq x\tau \mid P \leq \tau\} \leq x \quad \text{for all } x, \tau \in [0, 1]. \quad (2)$$

The above condition is easy to interpret; for example when $\tau = 0.6$ and $x = 0.5$, it means the following—if we know that P is at most 0.6, then it is more likely between $[0.3, 0.6]$ than in $[0, 0.3]$. As an obvious first example, uniform null p -values are uniformly conservative. As for more general examples, note that the definition equation (2) is mathematically equivalent to requiring that for the CDF F of the p -value P , we have

$$F(\tau x) \leq xF(\tau) \quad \text{for all } x, \tau \in [0, 1]. \quad (3)$$

Hence, null p -values with convex CDF are uniformly conservative, leading to the following two tangible examples:

- Test of Gaussian mean: we observe $Z \sim N(\mu, 1)$, and wish to test $H_0 : \mu \leq 0$ against $H_1 : \mu > 0$, and the p -value is computed as $P = \Phi(-Z)$, where Φ is the standard Gaussian CDF.
- Test of Gaussian variance: we observe $Z \sim N(0, \sigma^2)$ and we wish to test $H_0 : \sigma^2 \leq 1$ against $H_1 : \sigma^2 > 1$ and the p -value is computed as $P = 2\Phi(-|Z|)$, where Φ is the standard Gaussian CDF.

It is easy to verify that, the corresponding null p -values in both examples above have monotonically nondecreasing density, which is equivalent to having a convex CDF. Therefore both aforementioned tests result in uniformly conservative null p -values. More generally, Zhao et al. [4] presented the following sufficient condition for a one-dimensional exponential family with true parameter θ : the null p -value resulting from uniformly most powerful test of $H_0 : \theta \leq \theta_0$ versus $H_1 : \theta > \theta_0$ is uniformly conservative, and specifically, exactly uniform at the boundary of the null set ($\theta = \theta_0$), while conservative at the interior. Since the true underlying state of nature is rarely *exactly* at the boundary, it is common in practice to encounter uniformly conservative nulls.

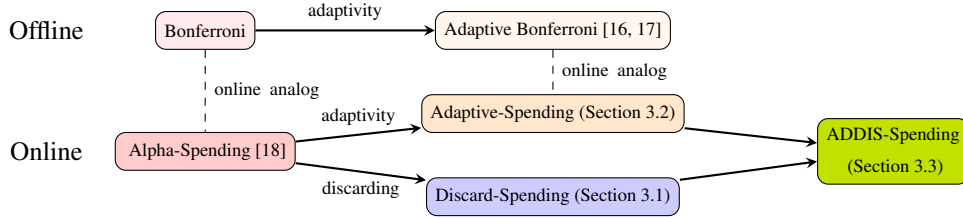


Figure 2: Historical context for comparing adaptive offline and online methods for FWER control.

Paper outline In Section 2, we extend some offline FWER methods to online setting, and prove their FWER control. Then we derive ADDIS-Spending in Section 3, while we present additional variants to handle local dependence in Section 4. Numerical experiments are included in Section 5 to demonstrate the improved power of our new methods. Section 6 contains theoretical results about the statistical power of the online FWER control procedures (known and newly derived), particularly Section 6.1 provides some theoretical justification of the new methods in Section 3 being more powerful than naive Alpha-Spending, and Section 6.2 derives optimal choices for hyperparameters of naive Alpha-Spending within an idealized Gaussian setup. In the end, we present several extensions of our main contribution, together with interesting following up problems for future efforts in Section 7.

2 Online extensions of classical offline FWER control methods

As we mentioned before, one may regard Alpha-Spending as an online generalization of Bonferroni correction in the offline setting. Specifically, for FWER level α , given an infinite nonnegative sequence $\{\gamma_i\}_{i=1}^{\infty}$ that sums to one, the Alpha-Spending tests each individual hypothesis H_i at level

$$\alpha_i := \alpha\gamma_i. \quad (4)$$

In this section, we seek online variants of other offline FWER methods such as Holm's [11] and Hochberg's methods [12]; the fallback procedure [13] and alpha-recycling [15], and the correction proposed by Šidák [14]. Gladly, most of the methods (like Sidak, fallback and its generalization) can be trivially extended to the online setting, while maintaining strong FWER control, while some of them (like Holm and Hochberg) which depends on ordering are hard to incorporate with the online setting. In the following, we present two general classes of algorithms which uniformly improves Bonferroni, together with numerical analysis of their performance. Specifically, those algorithms are Online Sidak (requires independence), an online analog of offline Sidak correction in [14]; and Online Fallback (works under arbitrary independence), an online analog of the offline generalized fallback in [19]. We expect more online procedures to be developed from offline methods in the future.

2.1 Online Sidak

One well known improvement of Bonferroni is the Sidak correction proposed by Šidák [14] which requires independence. Given m different null hypotheses and FWER level α , the Sidak method uses the testing level $1 - (1 - \alpha)^{\frac{1}{m}}$ for each hypothesis. Analogously, Online Sidak chooses an infinite non-negative sequence $\{\gamma_i\}_{i=1}^{\infty}$ which sums to one and tests each hypothesis H_i at level

$$\alpha_i := 1 - (1 - \alpha)^{\gamma_i}. \quad (5)$$

Just as Sidak is only slightly less stringent than Bonferroni, Online Sidak also improves very little of Alpha-Spending, as shown in Figure 3. In addition, Online Sidak also requires independence for valid FWER control, as stated below.

Proposition 1. *Online Sidak controls FWER in a strong sense if the null p -values are independent with each other, and is at least as powerful as the corresponding Alpha-Spending procedure.*

Proof. The probability of no false discovery among all infinite decisions is

$$\Pr\{V = 0\} = \mathbb{E} \left[\prod_{i \in \mathcal{H}_0} \mathbb{1}_{P_i > \alpha_i} \right] \geq \prod_{i \in \mathcal{H}_0} (1 - \alpha_i) = \prod_{i \in \mathcal{H}_0} (1 - \alpha)^{\gamma_i} = (1 - \alpha)^{\sum_{i \in \mathcal{H}_0} \gamma_i} \geq 1 - \alpha.$$

Further, since $\alpha_i > \gamma_i\alpha$, Online Sidak is at least as powerful as the corresponding Alpha-Spending procedure. \square

2.2 Online fallback procedures

The fallback procedure [13] and its graphical generalization [19] for offline FWER control can be easily extended to the online setting, improving the power of Alpha-Spending by “recycling” the significance level of previous rejections. Below, we briefly present the online variants of the generalized fallback [19], specifically named Online Fallback.

Online Fallback For FWER level α , Online Fallback chooses an infinite sequence $\{\gamma_i\}_{i=1}^{\infty}$ that sums to one, and tests each H_i at level

$$\alpha_i := \gamma_i \alpha + \sum_{k=1}^{i-1} w_{k,i} R_k \alpha_k, \quad (6)$$

where $R_i = \mathbb{1}_{P_i \leq \alpha_i}$, and $\{w_{ki}\}_{i=k+1}^{\infty}$ being some infinite sequence that is non-negative and sums to one for all $k \in \mathbb{N}$. Specifically, we call $\{w_{ki}\}_{i=k+1}^{\infty}$ the transfer weights for the k -th hypothesis.

Note that when we choose $\{w_{ki}\}_{i=k+1}^{\infty}$ with $w_{ki} = \mathbb{1}_{k=i-1}$, the individual testing level of Online Fallback reduces to

$$\alpha_i := \alpha \gamma_i + R_{i-1} \alpha_{i-1} \quad (7)$$

for all $i \geq 2$, and $\alpha_1 = \alpha \gamma_1$, which happens to be the offline fallback procedure [13] applying on the infinite hypotheses sequence. We specifically refer to this procedure as **Online Fallback-1**.

The following proposition states the FWER control of Online Fallback and is proved in Appendix A. In fact, Online Fallback can be treated as an instantiation of a more general sequential rejection principle proposed by Goeman and Solari [20], and Proposition 2 follows trivially from their results. However, here we present a more tangible proof for Proposition 2 from a separate direction, since it allows us to get more insights about the connection between the offline methods and their online variants.

Proposition 2. *Online Fallback controls FWER for arbitrarily dependent p -values, and is at least as powerful as the corresponding Alpha-Spending procedure.*

Though Proposition 2 states the power superiority of Online Fallback over Alpha-Spending, one may have the intuition that the power improvement of Online Fallback over Alpha-Spending would be little when encounters randomly arrived, since much of the recycled significance level are inevitably wasted on the nulls. Indeed, as shown in the left sub figure of Figure 3, where the non-nulls are evenly distributed, Online Fallback has basically the same power with Alpha-Spending. In the case that non-nulls arrive at higher frequency at the beginning of the testing sequences (as shown in the middle figure of Figure 3), Online Fallback have noticeable power improvement over Alpha-Spending. In the extreme case when the beginning of the sequence consists of only non-nulls (e.g. when $C = 1$ in the right subplot), Online Fallback (especially Online Fallback-1) are much more powerful than Alpha-Spending.

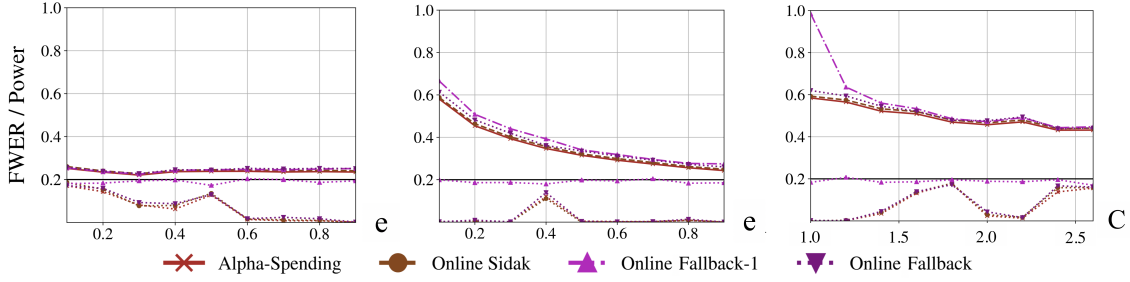


Figure 3: Statistical power and FWER for Alpha-Spending, Online Sidak, Online Fallback-1 and Online Fallback at target FWER level $\alpha = 0.2$ (solid black line). The curves above 0.2 line display the power of each methods, while the lines below 0.2 line display the FWER of each methods. The experimental setting is described in Section 5, and we set $\mu_N \equiv 0, \mu_A \equiv 4$ for all the figures; and we set $\pi_{A_i} = 1/C$ for i less than $\lfloor TCe \rfloor$ and $\pi_{A_i} = 0$ otherwise. Particularly, we set $e \in E := \{0.1, 0.2, \dots, 0.9\}$ for the left and middle figure, while $e \equiv 0.1$ for the right figure; and we set $C = 1/e$ for the first figure, $C = (1 + \max_{e \in E} 1/e)/2$ for the middle figure, and $C \in \{1, 1.2, \dots, 2.6\}$ for the right figure. The underlying $\{\gamma_i\}_{i=1}^\infty$ is $\{6/\pi^2 i^2\}_{i=1}^\infty$ for all the methods, and particularly we set $\{w_{ki}\}_{i=k+1}^\infty$ with $w_{ki} = \gamma_{i-k}$ for all $k \in \mathbb{N}$ in Online Fallback. These figures display that (a) all the considered methods do control FWER at level 0.2; (b) the new methods (Online Sidak, Online Fallback-1 and Online Fallback) have almost the same power with Alpha-Spending given evenly distributed non-nulls; (c) Online Fallback-1 and Online Fallback have noticeable power improvement over Alpha-Spending when non-nulls cluster in the beginning of the testing sequence; (d) the more compact non-nulls are in the beginning of the testing sequence, the more improvement Online Fallback-1 and Online Fallback make compared with Alpha-Spending.

The above new online FWER control methods are guaranteed to be uniformly more powerful than Alpha-Spending, though the improvements are usually minor, except for extreme cases when the non-nulls are clustered in the beginning of the testing sequence. This motivates the development of a new class of algorithms.

3 Adaptive discarding (ADDIS) algorithms

In Section 2, we refined Alpha-Spending from the angle of refining its offline variants. Finding that the resulted methods rarely improves much of Alpha-Spending, we refine Alpha-Spending from another angle in this section, that is addressing the looseness in the proof of its FWER control. We end up with a series of new adaptive algorithms that are much more powerful than Alpha-Spending, though at the cost of requiring independence. We ease the requirement in Section 4 to allow the methods to handle a local dependence structure, which is a more practical and reliable dependence structure as discussed in [21].

Firstly, we explain the looseness in the proof of FWER control of Alpha-Spending. Recall the Alpha-Spending procedure in (4). The FWER of this procedure is controlled since its upper bound PFER is controlled:

$$\text{PFER} = \mathbb{E}[V] = \mathbb{E} \left[\sum_{i \in \mathcal{H}_0} \mathbb{1}_{P_i \leq \alpha_i} \right] = \sum_{i \in \mathcal{H}_0} \mathbb{E}[\mathbb{1}_{P_i \leq \alpha_i}] \stackrel{\text{(A)}}{\leq} \sum_{i \in \mathcal{H}_0} \alpha_i \stackrel{\text{(B)}}{\leq} \sum_{i \in \mathbb{N}} \alpha_i = \alpha. \quad (8)$$

The above proof indicates that the PFER of Alpha-Spending may be far less than α (and hence the power would be much lower than necessary) if the either of the two inequalities in (8) are loose. Specifically, the first inequality (A) would be loose if the null p -values are very conservative, and the second inequality (B) would be loose if there are a very large number of non-nulls. These facts exposes two weaknesses of Alpha-Spending: it will become suboptimal when encounters conservative nulls or many non-nulls, both are very likely scenarios in real applications. These weakness are also problems for the methods derived in Section 2, since they have almost the same power with Alpha-Spending under the setting with randomly arrived signals.

By addressing these two weaknesses, we develop more powerful methods, represented by the ADDIS-Spending algorithm, an adaptive discarding algorithm that not only has adaptivity to the fraction of nulls, but also could gain from the conservative nulls. Instead of directly presenting the ADDIS-Spending algorithm, we first introduce the idea of adaptivity and discarding in Section 3.2 and Section 3.1 respectively, each addressing one of the looseness mentioned above, and in the end we combine the ideas together to develop our ADDIS-Spending algorithm, which addresses

both loosenesses. There is a price to pay for these improvements. Alpha-Spending works even when the p -values are arbitrarily dependent, but the rest of this section will discuss techniques that essentially require independence between p -values. We ease this requirement in Section 4, by generalizing the algorithms in this section to handle a local dependence structure.

Before we proceed, it is useful to set up some denotations. Recall that P_j is the p -value resulted from testing hypothesis H_j . For some infinite sequences $\{\tau_t\}_{t=1}^\infty$, $\{\lambda_t\}_{t=1}^\infty$ and $\{\alpha_t\}_{t=1}^\infty$, where each term is in the range of $(0, 1)$, we define the indicator random variables

$$S_j = \mathbb{1}_{P_j \leq \tau_j}, \quad C_j = \mathbb{1}_{P_j \leq \lambda_j}, \quad R_j = \mathbb{1}_{P_j \leq \alpha_j}, \quad (9)$$

which respectively indicate whether H_j is selected for testing (used for adapting the conservative nulls), and whether H_j is a candidate for rejection (used for adapting the fraction of nulls), and whether H_j is rejected. We accordingly define $R_{1:t} = \{R_1, \dots, R_t\}$, $C_{1:t} = \{C_1, \dots, C_t\}$ and $S_{1:t} = \{S_1, \dots, S_t\}$. Similarly, we let $\mathcal{R} = \{i \in \mathbb{N} : R_i = 1\}$, $\mathcal{C} = \{i \in \mathbb{N} : C_i = 1\}$, $\mathcal{S} = \{i \in \mathbb{N} : S_i = 1\}$. In what follows, we say α_t , λ_t and τ_t are predictable, that is they are measurable with respect to some filtration \mathcal{F}^{t-1} , which means that they are real mappings from \mathcal{F}^{t-1} to $(0, 1)$. Note that the specific form of \mathcal{F}^{t-1} may change with different context.

3.1 Discarding conservative nulls

In this section, we develop a method named Discard-Spending to address the first looseness (A) in equation (8) due to overlooking the conservativeness of null p -values. Specifically, we consider the null p -values to be uniformly conservative as defined in equation (2), which include uniform nulls (the ideal case) and majority of the conservative nulls (realistic case), as mentioned in Section 1. Zhao et al. [4] first addressed multiple testing with uniformly conservative p -values, focusing on offline testing problem of global nulls. Basically, they proposed to *discard* (not test) hypotheses with large p -values. We extend this discarding idea to the online setting for FWER control, stated specifically as the following Discard-Spending algorithm.

Discard-Spending Recall the definitions in and right after equation (9), we call any online FWER algorithm as Discard-Spending algorithm if it updates the α_i in a way such that $\{\alpha_i\}_{i=1}^\infty$ satisfy the following conditions: (1) α_i is \mathcal{F}^{i-1} -measurable, where filtration $\mathcal{F}^{i-1} = \sigma(R_{1:i-1}, S_{1:i-1})$ for all $i \in \mathbb{N}$; (2) for FWER level α and the predictable sequence $\{\tau_i\}_{i=1}^\infty$, $\alpha_i < \tau_i$ for all $i \in \mathbb{N}$ and $\sum_{i \in \mathcal{S}} \frac{\alpha_i}{\tau_i} \leq \alpha$.

One may notice that Discard-Spending is equivalent to the following strategy: if $P_i > \tau_i$, then we do not test it (we *discard* it), and if $P_i \leq \tau_i$, we test P_i at some level $\alpha_i \in (0, 1)$. As a concrete example of Discard-Spending, given an infinite sequence $\{\gamma_i\}_{i=1}^\infty$ that is non-negative and sums to one, we test every H_i at the adapted level

$$\alpha_i := \alpha \tau_i \gamma_{t(i)}, \quad \text{where } t(i) = 1 + \sum_{j < i} S_j. \quad (10)$$

With simple algebra, one can see that this procedure satisfies $\sum_{i \in \mathcal{S}} \frac{\alpha_i}{\tau_i} \leq \alpha$, $\alpha_i < \tau_i$, and that α_i is \mathcal{F}^{i-1} -measurable for all $i \in \mathbb{N}$. In the following, we claim the FWER control of general Discard-Spending algorithms.

Proposition 3. *Discard-Spending controls PFER and thus FWER in a strong sense when the null p -values are uniformly conservative as defined in equation (2), while being independent of each other and of the non-nulls.*

Proof. Recall that $\mathcal{S} \subseteq \mathbb{N}$ are the hypotheses that were tested (not discarded), and V is the number of false discoveries. Using the law of iterated expectation and the definition of uniformly conservative nulls in equation (2), we have

$$\begin{aligned} \mathbb{E}[V | \mathcal{S}] &= \mathbb{E} \left[\sum_{i \in \mathcal{H}_0 \cap \mathcal{S}} \mathbb{1}_{P_i \leq \alpha_i} \middle| \mathcal{S} \right] = \mathbb{E} \left[\mathbb{E} \left[\sum_{i \in \mathcal{H}_0 \cap \mathcal{S}} \mathbb{1}_{P_i / \tau_i \leq \alpha_i / \tau_i} \middle| \mathcal{S}, \mathcal{F}^{i-1} \right] \middle| \mathcal{S} \right] \\ &= \mathbb{E} \left[\sum_{i \in \mathcal{H}_0 \cap \mathcal{S}} \mathbb{E} \left[\mathbb{1}_{P_i / \tau_i \leq \alpha_i / \tau_i} \middle| P_i \leq \tau_i, \mathcal{F}^{i-1} \right] \middle| \mathcal{S} \right] \leq \mathbb{E} \left[\sum_{i \in \mathcal{H}_0 \cap \mathcal{S}} \alpha_i / \tau_i \middle| \mathcal{S} \right] \stackrel{(i)}{\leq} \mathbb{E} \left[\sum_{i \in \mathcal{S}} \alpha_i / \tau_i \middle| \mathcal{S} \right] \leq \alpha. \end{aligned} \quad (11)$$

Hence PFER = $\mathbb{E}[V] \leq \alpha$ as claimed. \square

Discarding can lead to higher power when there are many conservative nulls. However, inequality (i) in (11) can be very loose if we have $|\mathcal{H}_0 \cap \mathcal{S}| \ll |\mathcal{S}|$, meaning that most of the contents of \mathcal{S} are non-nulls, which is possible since the indices in \mathcal{S} are those with small p -values. Figure 4 demonstrates both the strength and weakness of Discard-Spending, where we use α_i as described in the concrete example (10) mentioned above, and set $\tau_i = 0.5$ and $\gamma_i = \frac{6}{\pi^2 i^2}$ for all i .

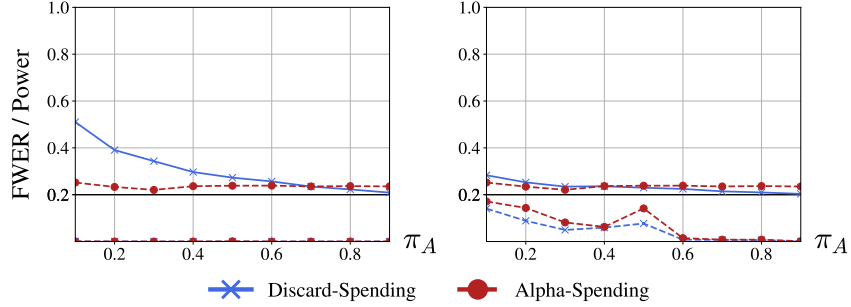


Figure 4: Statistical power and FWER versus fraction of non-null hypotheses π_A for Discard-Spending and Alpha-Spending at target FWER level $\alpha = 0.2$ (solid black line). The curves above 0.2 line display the power of each methods versus π_A , while the lines below 0.2 display the FWER of each methods versus π_A . The experimental setting is described in Section 5: we set $\mu_A = 4$ for both figures, but $\mu_N = -2$ for the left figure and $\mu_N = 0$ for the right figure (hence the left nulls are conservative, the right nulls are not). These figures show that: (a) Discard-Spending do control FWER at level 0.2; (b) Discard-Spending is more powerful than naive Alpha-Spending when the nulls are conservative (as shown in the left figure); (c) Discard-Spending loses power when encounter high proportion of non-nulls (as shown in the right figure).

3.2 Adaptivity to unknown proportion of nulls.

In this section, we develop method to address the second looseness (B) in equation (8), which is due to lack of adjustment for proportion of true nulls. Relevant idea has been proposed during the development of offline FWER methods: some noticed that the offline FWER methods can be improved by involving an estimate of the true null proportion, which leads to a series of adaptive methods like adaptive Bonferroni proposed by Schweder and Spjøtvoll [16], Hochberg and Benjamini [17], and the following up generalizations like adaptive Sidak, adaptive Holms and adaptive Hochberg, which are rigorously proved to have FWER control by Finner and Gontscharuk [22], Guo [23] and Sarkar et al. [24]. Inspired by those efforts, we introduce the Adaptive-Spending procedure in the following, which could be regarded as online variant of adaptive Bonferroni.

Adaptive-Spending Recall the definitions in and right after equation (9), we call any online FWER algorithm as Adaptive-Spending if it updates the α_i in a way such that $\{\alpha_i\}_{i=1}^{\infty}$ satisfy the the following conditions: (i) α_i is \mathcal{F}^{i-1} -measurable for all $i \in \mathbb{N}$, where the filtration $\mathcal{F}^{i-1} = \sigma(R_{1:i-1}, C_{1:i-1})$; (ii) for FWER level α and the predictable sequence $\{\lambda_i\}_{i=1}^{\infty}$, we have $\sum_{i \notin \mathcal{C}} \frac{\alpha_i}{1-\lambda_i} \leq \alpha$.

In other words, the testing process of Adaptive-Spending is that, whenever $P_i \leq \lambda_i$, we don't pay any price for testing it at level α_i ; but whenever $P_i > \lambda_i$, we lose $\alpha_i/(1-\lambda_i)$ from our error budget. As a concrete example of Adaptive-Spending, suppose $\{\gamma_i\}_{i=1}^{\infty}$ is some non-negative infinite sequence that sums to one, then we test each H_i at the predictable level

$$\alpha_i := \alpha(1-\lambda_i)\gamma_{t(i)}, \quad \text{where } t(i) = i - \sum_{j < i} C_j. \quad (12)$$

With simple algebra, one may easily verify that procedure (12) do satisfy all the conditions in the definition of Adaptive-Spending algorithm, thus serving as a valid example. In the end, we claim the FWER control of Adaptive-Spending.

Proposition 4. *Adaptive-Spending controls PFER and thus FWER, when the null p -values are independent of each other and of the non-nulls.*

Proof. We prove the PFER (and hence FWER) control of Adaptive-Spending using the law of iterated expectation and the fact that the null p -values are valid, i.e. $\Pr\{P_i \leq x\} \leq x$ for any $x \in [0, 1]$ and $i \in \mathcal{H}_0$. Recalling that V is the number of false discoveries, specifically we have

$$\begin{aligned} \mathbb{E}[V] &= \mathbb{E} \left[\sum_{i \in \mathcal{H}_0} \mathbb{1}_{P_i \leq \alpha_i} \right] = \sum_{i \in \mathcal{H}_0} \mathbb{E} \left[\mathbb{E} \left[\mathbb{1}_{P_i \leq \alpha_i} \mid \mathcal{F}^{i-1} \right] \right] \stackrel{(i)}{\leq} \sum_{i \in \mathcal{H}_0} \mathbb{E}[\alpha_i] \\ &\stackrel{(ii)}{\leq} \sum_{i \in \mathcal{H}_0} \mathbb{E} \left[\alpha_i \mathbb{E} \left[\frac{\mathbb{1}_{P_i > \lambda_i}}{1 - \lambda_i} \mid \mathcal{F}^{i-1} \right] \right] = \sum_{i \in \mathcal{H}_0} \mathbb{E} \left[\alpha_i \frac{\mathbb{1}_{P_i > \lambda_i}}{1 - \lambda_i} \right] \leq \mathbb{E} \left[\sum_{i \in \mathcal{N}} \alpha_i \frac{\mathbb{1}_{P_i > \lambda_i}}{1 - \lambda_i} \right] = \mathbb{E} \left[\sum_{i \notin \mathcal{C}} \frac{\alpha_i}{1 - \lambda_i} \right] \leq \alpha. \end{aligned} \quad (13)$$

Therefore, $\text{PFER} \leq \alpha$ and thus $\text{FWER} \leq \alpha$ as claimed. \square

Adaptive procedures can improve power substantially if there is a non-negligible proportion of signals. However, their power can also suffer considerably if the null p -values are very conservative, since inequalities (i) and (ii) would be extremely loose when $\Pr\{P_i \leq x\} \ll x$ and $\Pr\{P_i > x\} \gg 1 - x$. These strengths and weaknesses of Alpha-Spending are verified in Figure 5, where we use α_i as described in the concrete example (12) mentioned above, and set $\lambda_i = 0.5$ and $\gamma_i = \frac{6}{\pi^2 i^2}$ for all $i \in \mathbb{N}$.

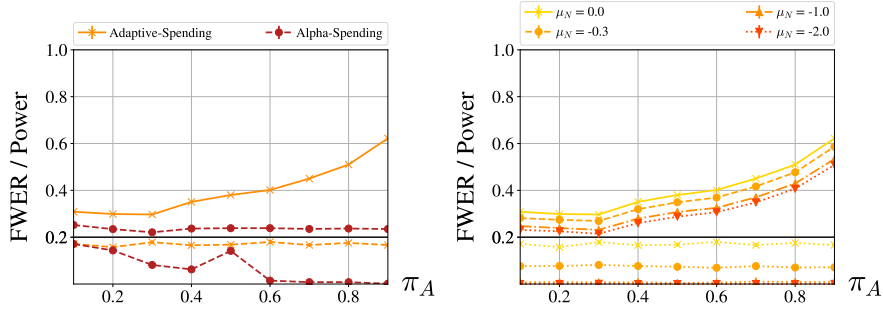


Figure 5: Statistical power and FWER versus fraction of non-null hypotheses π_A for Adaptive-Spending, Alpha-Spending at target FWER level $\alpha = 0.2$ (solid black line). The curves above 0.2 line display the power of each methods versus π_A , while the lines below 0.2 display the FWER of each methods versus π_A . The p -values are drawn in the same way as described in Section 5: we set $\mu_A = 4$ for both figures, but $\mu_N = 0$ for the left figure and $\mu_N \in \{0, -0.3, -1, -2\}$ for the right figure (hence the left nulls are conservative, the right nulls are not). These figures show that: (a) Adaptive-Spending do control FWER at level 0.2; (b) Adaptive-Spending is more powerful than naive Alpha-Spending when there are many non-nulls (as shown in the left figure); (c) Adaptive-Spending loses power when encounter many conservative nulls (as shown in the right figure).

3.3 Combining the two ideas: ADDIS-Spending, an adaptive and discarding algorithm

From the discussion in Section 3.1 and Section 3.2, we find adaptivity and discarding both have their strength and weakness, however complementary. Therefore, we think of combining those two ideas for more refined online FWER control method. Specifically, we present the following ADDIS-Spending algorithm, where ‘‘ADDIS’’ stands for ‘‘ADaptive DIScarding’’. Recent work by Tian and Ramdas [10] in online FDR control utilize the similar idea of combing adaptivity and discarding, and end up with the ADDIS algorithm. Therefore the prefix ‘‘ADDIS’’ here also meant for consistency.

ADDIS-Spending Recall the definitions in and right after equation (9), we call any online FWER control method as ADDIS-Spending if it updates individual testing level α_i in a way satisfying the following conditions: (1) α_i is measurable with regard \mathcal{F}^{i-1} , where the filtration $\mathcal{F}^{i-1} = \sigma(R_{1:i-1}, C_{1:i-1}, S_{1:i-1})$; (2) for FWER level α and the predictable sequences $\{\tau_i\}_{i=1}^\infty$ and $\{\lambda_i\}_{i=1}^\infty$ where $\lambda_i < \tau_i$ for all i , we have $\alpha_i < \tau_i$ for all i and $\sum_{i \in \mathcal{S} \setminus \mathcal{C}} \frac{\alpha_i}{\tau_i - \lambda_i} \leq \alpha$.

The ADDIS-Spending algorithm is equivalent to the following strategy:

- If $P_i > \tau_i$, we discard it. Otherwise, set $S_i = 1$ and $\mathcal{S} = \mathcal{S} \cup \{i\}$ and proceed.
- If $P_i \leq \lambda_i$, set $C_i = 1$ and set $\mathcal{C} = \mathcal{C} \cup \{i\}$.
- If $P_i \leq \alpha_i$, set $R_i = 1$ and reject H_i , set $\mathcal{R} = \mathcal{R} \cup \{i\}$.

As a concrete example for ADDIS-Spending, choose $\{\gamma_i\}_{i=1}^\infty$ as an infinite non-negative sequence that sums to one, we test each H_i at predictable level

$$\alpha_i := \alpha(\tau_i - \lambda_i)\gamma_{t(i)}, \quad \text{where } t(i) = 1 + \sum_{j<i} S_j - C_j \quad (14)$$

With simple algebra, one may easily verify that procedure (14) do satisfy all the conditions in the definition of ADDIS-Spending algorithm, thus serves as a valid example. In the end, we claim the FWER control of ADDIS-Spending.

Theorem 1. *ADDIS-Spending controls the PFER (hence FWER) when null p -values are uniformly conservative as defined in equation (2), while being independent of each other and of the non-nulls.*

Proof. We again prove this by performing our analysis conditional on \mathcal{S} , and using the law of iterated expectation and the fact that null p -values are uniformly conservative as defined in equation (2). Specifically, denoting $\theta_i = \lambda_i/\tau_i$, we have

$$\begin{aligned} \mathbb{E}[V | \mathcal{S}] &= \mathbb{E} \left[\sum_{i \in \mathcal{H}_0 \cap \mathcal{S}} \mathbb{1}_{P_i \leq \alpha_i} \middle| \mathcal{S} \right] \leq \mathbb{E} \left[\sum_{i \in \mathcal{H}_0 \cap \mathcal{S}} \alpha_i / \tau_i \middle| \mathcal{S} \right] \\ &\leq \mathbb{E} \left[\sum_{i \in \mathcal{H}_0 \cap \mathcal{S}} \frac{\alpha_i}{\tau_i} \mathbb{E} \left[\frac{\mathbb{1}_{P_i/\tau_i > \theta_i}}{1 - \theta_i} \middle| \mathcal{F}^{i-1}, \mathcal{S} \right] \middle| \mathcal{S} \right] \\ &= \mathbb{E} \left[\sum_{i \in \mathcal{H}_0 \cap \mathcal{S} \setminus \mathcal{C}} \frac{\alpha_i}{\tau_i(1 - \theta_i)} \middle| \mathcal{S} \right] \leq \mathbb{E} \left[\sum_{\mathcal{S} \setminus \mathcal{C}} \frac{\alpha_i}{\tau_i - \lambda_i} \middle| \mathcal{S} \right] \leq \alpha. \end{aligned}$$

Taking expectation over \mathcal{S} , we see that PFER $\leq \alpha$ as claimed. \square

In the following sections, we demonstrate the power superiority of these adaptive methods over Alpha-Spending, with both numerical experiments in Section 5, and theoretical justifications in Section 6.1. The advantages of ADDIS-Spending come from addressing the two looseness in the Alpha-Spending together, or say trading off adaptivity and discarding. Similar success in the ADDIS algorithm for online FDR control in [10] suggests our work may be regard as a variant of ADDIS algorithm for more stringent error control.

4 Handling local dependence

In Section 3.3, we developed new powerful variants of Alpha-Spending, though at the cost of requiring independence among the p -values, while naive Alpha-Spending works even when p -values are arbitrarily dependent. Indeed, the assumption of independence is rarely met in real applications: tests that occur nearby in time may ; null hypotheses are often constructed given the information of recent testing results; etc. On the other hand, arbitrary dependence between sequential p -values is also arguably unreasonable: the dataset used for testing or the testing results from the distant past is usually considered having no impact on the current testing. In light of this, we consider another dependence structure that is more realistic—local dependence, which is firstly proposed by Zrníc et al. [21], and is defined as the following:

$$\text{For all } i \in \mathbb{N}, \text{ there exists } L_i \in \mathbb{N}, \text{ such that } P_i \perp P_{i-L_i-1}, P_{i-L_i-2}, \dots, P_1, \quad (15)$$

where $\{L_i\}_{i=1}^\infty$ is a fixed sequence of parameters which we refer to as lags. We assume $L_{i+1} \leq L_i + 1$, which is a reasonable requirement that the observable information does not decrease with time. Implicitly, P_i may be arbitrarily dependent on $P_{i-1}, \dots, P_{i-L_i}$; and particularly, when $L_t = 0$ for all t , the local dependence reduces to the independence. We refer readers to the paper [21] for more detailed definition and discussions.

Here, we give simple alterations of the procedures in Section 3 that allows them to deal with local dependence. The way we accomplish this is to follow the “principle of pessimism” in the paper [21] that introduced local dependence. Specifically, this principle suggests ignoring what really happened in the previous L_t steps when deciding what to do at time t , and hallucinate a pessimistic outcome for those steps instead. One may resort to the paper [21] for more clues. Formally, the alterations we made for procedures in Section 3 insist that

$$\alpha_i, \tau_i, \lambda_i \in \mathcal{F}^{i-L_i-1}, \text{ for all } i \in \mathbb{N}, \quad (16)$$

while still satisfying other requirements in the definitions of corresponding origins.

As for concrete examples to implement the altered procedures described above, we show the ones for the modified ADDIS-Spending particularly: Choose $\{\gamma_i\}_{i=1}^{\infty}$ as an infinite non-negative sequence that sums to one, we test each H_i at predictable level

$$\alpha_i := \alpha(\tau_i - \lambda_i)\gamma_{t(i)}, \quad \text{where } t(i) = 1 + L_i \wedge (i - 1) + \sum_{j < i - L_i} S_j - \sum_{j < i - L_i} C_j. \quad (17)$$

Note that for this example, when $L_i = 0$ for all i , that is the local dependence structure reduce to independence, the modified procedures reduce to ADDIS-Spending under independence.

In the following, we specifically present the PFER (and hence FWER) control of altered ADDIS-Spending for local dependence in Proposition 5, which is proved in Appendix B. The corresponding statements and proofs for modified Discard-Spending and Adaptive-Spending under local dependence are similar, hence omitted to avoid redundancy.

Proposition 5. *Altered ADDIS-Spending controls PFER (and hence FWER) in a strong sense when the null p -values are uniformly conservative as defined in equation (2) and follow the local dependence defined in equation (15).*

5 Simulations

In this section, we provide some numerical experiments to compare the performance of ADDIS-Spending, Discard-Spending, Adaptive-Spending, and Alpha-Spending. In particular, for each method, we provide empirical evaluations of its power while ensuring that the FWER remains below a chosen value. Specifically, in all our experiments, we control the FWER under $\alpha = 0.2$ and estimate the FWER and power by averaging over 2000 independent trials. The constant sequences $\tau_i \equiv 1/2$ in Discard-Spending, $\lambda_i \equiv 1/2$ in Adaptive-Spending, and $\lambda_i \equiv 1/4, \tau_i \equiv 1/2$ in ADDIS-Spending for all $i \in \mathbb{N}$ were found to be generally successful, so as our default choice in this section and we drop the index for simplicity. Additionally, we choose the infinite sequence $\gamma_i = \frac{6}{\pi^2 i^2}$ for all $i \in \mathbb{N}$ as default, which could be substituted by any constant infinite sequence that is non-negative and sums to one. Those default choices turn out working pretty well in establishing strength of our methods, though may not optimal in obtaining high power.

In what follows, we show the power superiority of ADDIS-Spending over all other three methods, especially under settings with both nonnegligible number of signals and conservative nulls. Specifically, we consider the simple experimental setup of testing Gaussian means with $T = 1000$ components. More precisely, for each index $i \in \{1, \dots, T\}$, the null hypothesis takes the form $H_i : \mu_i \leq 0$. The observations consist of independent Gaussian variates $Z_i \sim N(\mu_i, 1)$, which are converted into one-sided p -values using the transform $P_i = \Phi(-Z_i)$, where Φ is the standard Gaussian CDF. The parameter μ_i is chosen according to the following mixture model:

$$\mu_i = \begin{cases} \mu_N, & \text{with probability } 1 - \pi_{Ai}; \\ \mu_A, & \text{with probability } \pi_{Ai}, \end{cases}$$

where the μ_N is some non-positive constant while μ_A is some positive constant, and $\pi_{Ai} \in [0, 1]$. Particularly, we denote π_{Ai} as π_A if it is fixed for all i . In this way, the nulls are uniformly conservative as discussed in Section 1. In this section, we ran simulations for $\mu_N \in \{0, -0.5, -1, -1.5\}$, $\mu_A \in \{4, 5\}$, and $\pi_A \in \{0.1, 0.2, \dots, 0.9\}$, to see how the changes in conservativeness of nulls and true signal fraction may affect the performance of algorithms. The results are shown and explained in Figure 6.

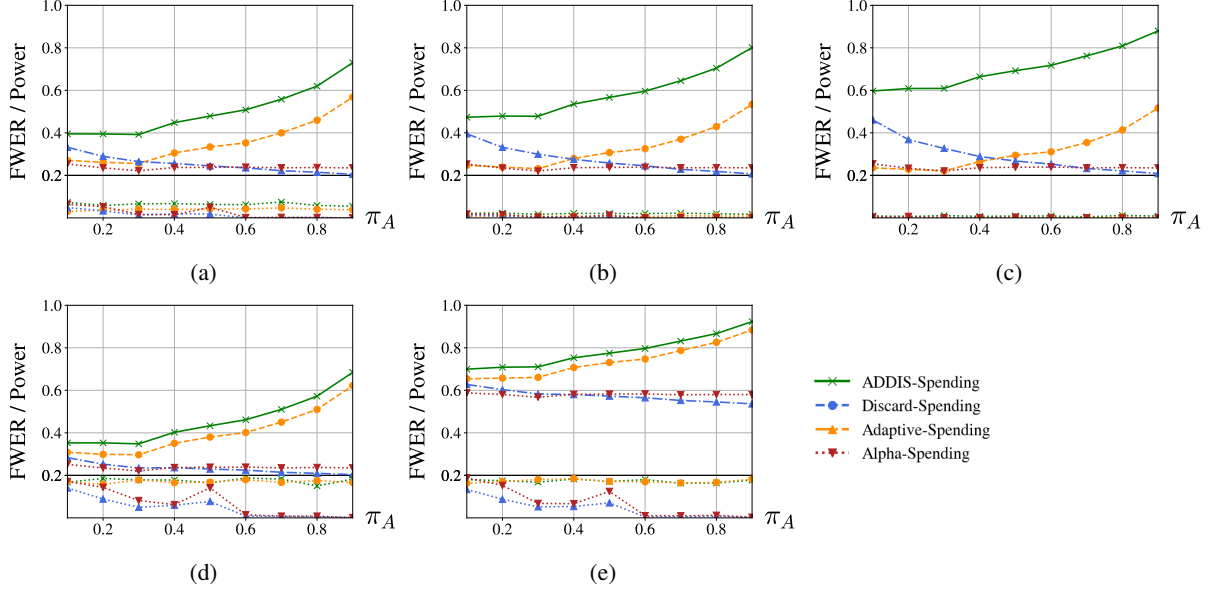


Figure 6: Statistical power and FDR versus fraction of non-null hypotheses π_A for ADDIS-Spending, Discard-Spending, Adaptive-Spending and Alpha-Spending at target FWER level $\alpha = 0.2$ (solid black line). The lines above the solid black line are the power of each methods versus π_A , and the lines below are the FWER of each methods versus π_A . The p -values are drawn using the Gaussian model as described in the text, while we set $\mu_N = -0.5$ in plot (a), $\mu_N = -1$ in plot (b), $\mu_N = -1.5$ in plot (c), and $\mu_N = 0$ in plots (d) and (e); and we set $\mu_A = 4$ in plots (a), (b), (c), (d), $\mu_A = 5$ in plot (e). Therefore nulls in (a), (b) and (c) are conservative, and the conservativeness is increasing; while nulls in (d) and (e) are not conservative (uniform). These plots show that (1) FWER is under control for all methods in all settings; (2) ADDIS-Spending enjoys appreciable power increase as compared to all the other three methods in all settings; (3) the more conservative the nulls are (the more negative μ_N is), or the higher the fraction of non-nulls is, the more significant the power increase of ADDIS-Spending is.

6 Statistical Power

In this section, we provide some theoretical justification of the power superiority of the new adaptive methods in Section 3.3 compared with naive Alpha-Spending under independence in an idealized Gaussian model. In addition, to allow for the most pessimistic assumption (arbitrary dependence) of p -values, we derive optimal choices of hyperparameters for maximizing the power of naive Alpha-Spending in different cases.

Before we proceed the analysis with regard the statistical power, it is useful to set up a few definitions.

Definition 1. q -series and log- q -series: For some $q > 1$, we call an infinite sequence $\{\gamma_i\}_{i=1}^{\infty}$ which is non-negative and sums to one as q -series, if $\gamma_i \propto i^{-q}$ for all i , and similarly, as log- q -series, if $\gamma_i \propto 1/i \log^q i$ for all i .

Definition 2. Gaussian mean testing problem: We call the problem of testing a possibly infinite sequence of hypotheses $\{H_i\}_{i=1}^{\infty}$ as Gaussian mean testing problem, if, each observation Z_i follows the following mixed distribution:

$$Z_i = \begin{cases} X_i + \mu_{Ai} & \text{with probability } \pi_{Ai}; \\ X_i + \mu_{Ni}, & \text{with probability } 1 - \pi_{Ai}, \end{cases}$$

where constants $\mu_{Ai} > 0$, $\mu_{Ni} \leq 0$, $\pi_{Ai} \in (0, 1)$ for all i , while random variables $X_i \stackrel{iid}{\sim} N(0, 1)$; and the null hypothesis $H_i : \mu_i \leq 0$, where $\mu_i = \mathbb{E}[Z_i]$.

In the following, we only consider online multiple testing in the range of Gaussian mean testing problem described above. From the discussion in Section 1, for the p -values calculated as one-sided that is $P_i = 1 - \Phi^{-1}(Z_i)$, we know that the nulls are uniformly conservative as defined in equation (2), particularly conservative when $\mu_{Ni} < 0$, and uniform when $\mu_{Ni} = 0$.

On the other hand, we only consider comparison between the algorithms that are presented as concrete examples of each methods, that are formulas (4), (10), (12), (14) for Alpha-Spending, Discard-Spending, Adaptive-Spending and ADDIS-Spending respectively, with the same underlying sequence $\{\gamma_i\}_{i=1}^{\infty}$. Also, for simplicity, we use the number of true discoveries D as one of the performance measurements during the comparison among methods. Noted that D is the denominator inside the expectation of the power function (1). Since the numerator inside the expectation of the power function in equation (1) remains the same for different algorithms given the same testing sequence, the expectation of denominator D may arguably serve as a nice substitution for power function in respect of comparison. Hence we refer $\mathbb{E}[D]$ also as the power of online FWER control methods in this section.

6.1 The adaptive discarding methods are more powerful

In this section we discuss the theoretical guarantees for our new methods in Section 3 being more powerful than the naive Alpha-Spending, in the setting of the Gaussian mean testing problem defined in Definition 2 with fixed μ_A , μ_N and π_A , that is, for example, $\mu_{A_i} = \mu_A$ for all i . Specifically, we consider fixed τ_i and λ_i for each algorithms, that is $\tau_i = \tau$ and $\lambda_i = \lambda$ for all $i \in \mathbb{N}$. Before we present the results, it is useful to set up some denotations. We calculate the p -values as $P_i = \Phi^{-1}(Z_i)$ for each H_i in the Gaussian mean testing problem, and we denote the CDF of all the p -values as G . Additionally, we call the number of true discoveries as D_{spend} for Alpha-Spending, while as D_{dis} for Discard-Spending, D_{ada} for Adaptive-Spending, and D_{addis} for ADDIS-Spending.

Theorem 2. *For the Gaussian mean testing problem in Definition 2 with fixed $\mu_A > 0$, $\mu_N \leq 0$ and $\pi_A \in (0, 1)$, if the underlying $\{\gamma_i\}_{i=1}^{\infty}$ is a log- q -series as defined in Definition 1 with $q > 1$, then there exist some c^* such that with probability one,*

- (a) $\mathbb{E}[D_{\text{dis}}] \geq \mathbb{E}[D_{\text{spend}}]$ for all $\tau \in (c^*, 1)$;
- (b) $\mathbb{E}[D_{\text{ada}}] \geq \mathbb{E}[D_{\text{spend}}]$ for all $\lambda \in (0, c^*)$;
- (c) $\mathbb{E}[D_{\text{addis}}] \geq \mathbb{E}[D_{\text{spend}}]$ for all $\tau \in (c^*, 1)$, and $\lambda \in (0, c^*)$.

Additionally, c^* is increasing with π_A , μ_A and μ_N , and particularly c^* reaches one when μ_N equals to zero.

Theorem 2 provides the theoretical justification for the benefits of discarding and adaptivity in terms of power and is proved in Appendix D.

6.2 Getting optimal power using naive Alpha-Spending

Though adaptive discarding algorithms in Section 3 are more powerful than naive Alpha-Spending, the required independence among p -values is rarely met in real world. When we have no prior information about the dependence structure of p -values, we can only assume the most pessimistic, the arbitrary dependence. In such scenario, where the naive Alpha-Spending remains as the most appropriate, how to obtain optimal power by choosing the underlying sequence $\{\gamma_i\}_{i=1}^{\infty}$ in Alpha-Spending becomes more relevant. In this section, we derive some optimal choices of $\{\gamma_i\}_{i=1}^{\infty}$ for Alpha-Spending with regard the Gaussian mean testing problem in Definition 2, along with several take away messages.

As we discussed before, the expectation of number of true discoveries serves as a reasonable measurement for comparing the power of testing procedures. Recall that D is the number of true discoveries. In the Gaussian mean testing problem, we have

$$\begin{aligned} \mathbb{E}[D] &= \mathbb{E}\left[\sum_{i=0}^{\infty} \mathbb{1}_{P_i \leq \alpha_i, i \in \mathcal{H}_0^c}\right] \stackrel{(a)}{=} \sum_{i=0}^{\infty} \mathbb{E}\left[\mathbb{1}_{P_i \leq \alpha_i, i \in \mathcal{H}_0^c}\right] \\ &= \sum_{i=0}^{\infty} \Pr\{P_i \leq \alpha_i, i \in \mathcal{H}_0^c\} = \sum_{i=0}^{\infty} \pi_{A_i} \Phi(\Phi^{-1}(\alpha_i) + \mu_{A_i}) = \sum_{i=0}^{\infty} \pi_{A_i} \Phi(\Phi^{-1}(\alpha \gamma_i) + \mu_{A_i}), \end{aligned} \quad (18)$$

where Φ is the standard Gaussian CDF, and (a) is true due to the fact that each entries in the summation is non-negative, and the last step uses the fact that $\alpha_i = \alpha \gamma_i$ for all i in Alpha-Spending. Additionally, for each $N \in \mathbb{N}$, we denote

$\mathbb{E}_N [D]$ as the expectation of true discoveries among the first N hypotheses, which means

$$\mathbb{E}_N [D] = \sum_{i=0}^N \pi_{A_i} \Phi(\Phi^{-1}(\alpha\gamma_i) + \mu_{A_i}). \quad (19)$$

It is obvious that the power of Alpha-Spending does not depend on $\{\mu_{N_i}\}_{i=1}^{\infty}$, therefore we only consider how to choose $\{\gamma_i\}_{i=1}^{\infty}$ to optimize the power given different $\{\mu_{A_i}\}_{i=1}^{\infty}$ and $\{\pi_{A_i}\}_{i=1}^{\infty}$. Specifically, in the following part of this section, we derive the following take away message for the Gaussian mean testing problem in Definition 2 using Alpha-Spending:

- For fixed sequences $\{\pi_{A_i}\}_{i=1}^{\infty}$ and $\{\mu_{A_i}\}_{i=1}^{\infty}$, where $\pi_{A_i} = \pi_A$ and $\mu_{A_i} = \mu_A$ for all i , the optimal sequence $\{\gamma_i\}_{i=1}^{\infty}$ in the range of q -series will be $q = 1^+$ for any choice of $\mu_A > 0$ and $\pi_A \in (0, 1)$. One could resort to log- q -series for higher power.
- For varied sequences $\{\pi_{A_i}\}_{i=1}^{\infty}$ and $\{\mu_{A_i}\}_{i=1}^{\infty}$, if they satisfy some reasonable conditions, then there exist a function h with closed form, such that $\gamma_i = h(\pi_{A_i}, \mu_{A_i})$ achieve the highest power.

6.2.1 Fixed π_A and μ_A

Firstly, we consider the setting where non-null fractions $\{\pi_{A_i}\}_{i=1}^{\infty}$ and means $\{\mu_{A_i}\}_{i=1}^{\infty}$ are fixed, that is $\pi_{A_i} = \pi_A \in (0, 1)$ and $\mu_{A_i} = \mu_A > 0$ for all i . In this simple setting, we have some nice property about the power $\mathbb{E}[D]$, as stated in Theorem 3.

Theorem 3. *Recall the definition of $\mathbb{E}[D]$ and $\mathbb{E}_N[D]$ in equations (18) and (19). For Alpha-Spending (4) at level $\alpha < 1/2$, if the underlying sequence $\{\gamma_i\}_{i=1}^{\infty}$ is a q -series where $q > 1$, then for the Gaussian mean testing problem in Definition 2 with fixed $\pi_A \in (0, 1)$ and $\mu_A > 0$, we have*

(a) $\mathbb{E}_N [D]$ is a function increasing with q first and then decreasing with q . Additionally, let

$$q^*(N, \mu_A) \equiv \operatorname{argmax}_{q>1} \mathbb{E}_N [D], \quad (20)$$

we have $q^*(N, \mu_A)$ monotonically decreasing with N for any $\mu_A > 0$, and

$$\lim_{N \rightarrow \infty} q^*(N, \mu_A) = 1. \quad (21)$$

(b) $\mathbb{E}[D]$ is finite for any fixed q , and is a function monotonically decreasing with q .

Theorem 3 is in fact suggesting that the slower sequence $\{\gamma_i\}_{i=1}^{\infty}$ is decaying, the higher the power will get, which corresponds to with our intuition, that the power will be higher, if we protect the ability to detect the signals in the long run, or say we try not to run out our total testing level too fast. However, if the testing process stops at certain point, then the sequence $\{\gamma_i\}_{i=1}^{\infty}$ that decays too slow will hurt the power, for the testing will not get the benefit from the long run. This trade-off implies that there is an optimal sequence, which is not decaying too slow or too fast, making the testing process achieve the highest power. Theorem 3 provides theoretical verification for those intuitions, and is proved in Appendix E.

Therefore, when we have no prior information on the hypotheses, which means we could only treat the non-null fraction and the non-null mean as some fixed arbitrary value, we could always resort to the sequence $\{\gamma_i\}_{i=1}^{\infty}$ that sums to one with the slower decay rate to obtain higher power of Alpha-Spending. For example, among the common choices of q -series and log- q -series, we could choose the q as close to one as possible.

6.2.2 Varying $\{\pi_{A_i}\}_{i=1}^{\infty}$ and $\{\mu_{A_i}\}_{i=1}^{\infty}$

When we are provided some prior information about the hypothesis, we should be allowed to achieve optimal power by choosing some more ambitious (i.e. decays faster) sequence $\{\gamma_i\}_{i=1}^{\infty}$. Specifically, we consider two forms of prior knowledge: (a) we know information about which hypotheses are more likely to be nulls; (b) we know information about the signal strength of different non-nulls. These two forms of prior knowledge just correspond to the setting that $\{\pi_{A_i}\}_{i=1}^{\infty}$ and $\{\mu_{A_i}\}_{i=1}^{\infty}$ are varied constant sequences. In this setting, we prove that when the sequences $\{\pi_{A_i}\}_{i=1}^{\infty}$ and $\{\mu_{A_i}\}_{i=1}^{\infty}$ are nice (i.e. satisfies some reasonable conditions), there exists an optimal sequence $\{\gamma_i\}_{i=1}^{\infty}$ for maximizing the power, where each term γ_i is function of π_{A_i} and μ_{A_i} . We state the specific results as below:

Theorem 4. For $\{\pi_{Ai}\}_{i=1}^{\infty}$ and $\{\mu_{Ai}\}_{i=1}^{\infty}$, where for all $i \in \mathbb{N}$, $\pi_{Ai} \in (0, 1)$ and $\mu_{Ai} > \epsilon$ for some $\epsilon > 0$, we define

$$h_i(\eta) = \frac{1}{\mu_{Ai}} \log \frac{\eta}{\pi_{Ai}} + \mu_{Ai}, \quad \text{where } \eta \in (0, \infty). \quad (22)$$

If there exist some $\{1/b_i\}_{i=1}^{\infty}$ with finite summation, such that

$$\frac{\sqrt{\log b_i}}{h_i(1)} = o(1), \quad (23)$$

then there exists some $\eta^* > 0$, such that sequence $\{\gamma_i^*\}_{i=1}^{\infty}$ where

$$\gamma_i^* = g_i(\eta^*) := \frac{1}{\alpha} \Phi(-h_i(\eta^*)) \quad (24)$$

sums to one and achieves the highest power of Alpha-Spending.

Theorem 4 is proved in Appendix F. The condition (23) is in fact easy to satisfy. For example, let $\pi_{Ai} = i^{-q}$ and $\mu_{Ai} = \log i^q$, where $q > 1$, then we have condition (23) holds true for any $b_i \propto i^r$, where $r < q$. Theorem 4 in fact tells us that, as long as the sequences $\{\pi_{Ai}\}_{i=1}^{\infty}$ and $\{\mu_{Ai}\}_{i=1}^{\infty}$ satisfy some reasonable conditions, we can find a closed form of optimal sequence $\{\gamma_i^*\}_{i=1}^{\infty}$ for power function, and this optimal sequence $\{\gamma_i^*\}_{i=1}^{\infty}$ does not need to be monotonically decreasing. Another interesting fact implied by Theorem 4 is that, if π_{Ai} is fixed as π_A , then the optimal γ_i^* remains the same for π_A of different values, which is easy to verify from the form of γ_i^* .

7 Extensions

In this section, we discuss some simple extensions of our methods.

Application of adaptivity and discarding In fact, the ideas of adaptivity and discarding in Section 3 can also be applied to methods in Section 2 to develop more powerful variants. Recall the definitions in and right after equation (9), we present the following examples.

- **Discard-Sidak** For FWER level α , let the filtration $\mathcal{F}^i = \sigma(S_{1:i}, R_{1:i})$ for some predictable discarding level $\{\tau_i\}_{i=1}^{\infty} \in (0, 1)$ where $\tau_i \geq \alpha$ for all i . Discard-Sidak then tests each hypothesis H_i at level α_i , where

$$\alpha_i = \tau_i(1 - (1 - \alpha)^{\beta_i}), \quad \text{with } \sum_{j \in \mathcal{S}} \beta_j \leq 1. \quad (25)$$

- **Adaptive-Sidak** For FWER level α , let the filtration $\mathcal{F}^i = \sigma\{C_{1:i}, R_{1:i}\}$ for some predictable candidate level $\{\lambda_i\}_{i=1}^{\infty} \in (0, 1)$. Adaptive-Sidak then tests each hypothesis H_i at level α_i , where

$$\alpha_i = 1 - (1 - \alpha)^{\beta_i}, \quad \text{with } \sum_{j \notin \mathcal{C}} \beta_j / (1 - \lambda_j) \leq 1. \quad (26)$$

- **ADDIS-Sidak** For FWER level α , let the filtration $\mathcal{F}^i = \sigma(S_{1:i}, C_{1:i}, R_{1:i})$ for some predictable candidate level $\{\lambda_i\}_{i=1}^{\infty}$ and discarding level $\{\tau_i\}_{i=1}^{\infty}$ where we require $\max\{\lambda_i, \alpha\} \leq \tau_i \in (0, 1)$ for all i . ADDIS-Sidak then tests each hypothesis H_i at level α_i , where

$$\alpha_i = \tau_i(1 - (1 - \alpha)^{\beta_i}), \quad \text{with } \sum_{j \in \mathcal{S} \setminus \mathcal{C}} \beta_j / (1 - \lambda_j) \leq 1. \quad (27)$$

- **Discard-Fallback-1** For FWER level α , let the filtration $\mathcal{F}^i = \sigma(S_{1:i}, R_{1:i})$ for some predictable discarding level $\{\tau_i\}_{i=1}^{\infty}$ where each term $\tau_i \geq \alpha$. Then Discard-Fallback-1 tests H_i at level

$$\alpha_i := \tau_i \alpha \gamma_{1 + \sum_{j < i} S_j} + \tau_i R_{\delta_i} \alpha_{\delta_i}, \quad (28)$$

where δ_i is the index of the last hypothesis that is not discarded before i .

Like methods in Section 3, all the variants mentioned above have FWER control when all null p -values are independent of each other and of non-nulls. Specifically, we present the following Proposition 6, which is proved in Appendix G.

Proposition 6. *When all null p -values are independent of each other and of non-nulls, Adaptive-Sidak controls the FWER. Additionally, if the nulls are uniformly conservative (2), then we have FWER control for Discard-Sidak, ADDIS-Sidak and Discard-Fallback-1.*

Less stringent error control: k -FWER In real applications, many prefer to control k -FWER instead of FWER, in order to obtain a less stringent error control. The k -FWER is defined as $\Pr\{V \geq k\}$, which reduces to FWER as $k = 1$. It is straightforward that for any methods that have PFER control, changing the sum of the test levels to $k\alpha$ will assure k -FWER controlled at level α , simply using Markov's equality. Therefore, all our new algorithms which provably have PFER control may easily be extend to k -FWER control methods.

A simple closure principle for online multiple testing In fact, any online FWER method can be considered as a global null testing method, since one may reject the global null if the method rejects at least one hypothesis, but there are other online global null testing methods that may reject the global null but do not identify any individual hypothesis for rejection. It is known that for any offline global null testing methods, there exists a closure such that the powerful of it is unimprovable. We now present a variant of the closure principle for online multiple testing. Given any online global null test, our closure principle constructs an algorithm that controls the FWER at level α .

Let T_α be a valid online global null test: (a) by online, we mean that it observes p -values one at a time, and at each step it either decides to stop and reject (output 1), or to observe the next p -value (if it never stops, that is considered to be an output of 0), and (b) by valid, we mean that if all hypotheses in the infinite sequence are truly null, then the probability that T_α outputs 1 at some point and stops is at most α . The closed online testing method rejects H_i if and only if T_α rejects every (potentially infinite) subsequence that contains H_i .

This method controls the FWER at level α , as seen by the following simple argument. For there to be at least one false discovery, say H_b , every single subsequence involving H_b must have been rejected. Specifically, the sequence involving only the nulls \mathcal{H}_0 must have been rejected by T_α . However, we know that $\Pr\{T_\alpha(\mathcal{H}_0) = 1\} \leq \alpha$ by definition of validity of T_α . Hence $\Pr\{\text{some null is rejected}\} \leq \Pr\{T_\alpha(\mathcal{H}_0) = 1\} \leq \alpha$.

Is it essentially unimprovable? Also, is the closure of an online method still be an online method? If not always, then what are the cases in which it is? We leave these as open questions for future work.

8 Conclusion

This paper derives new algorithms for online FWER control, an problem for which no systematic treatment exists in the literature to the best of our knowledge. While we describe several new methods, each improving on Alpha-Spending (online Bonferroni) in different ways, the most promising of these in experiments seems to be ADDIS-spending, a new adaptive discarding algorithm that adapts to both unknown number of non-nulls and conservativeness of the nulls.

References

- [1] David S. Robertson, Aaditya Ramdas, Adel Javanmard, Jinjin Tian, Tijana Zrnica, and Natasha A. Karp. *onlineFDR: Online FDR control*, 2019. R package 1.3.6, <https://dsrobertson.github.io/onlineFDR/index.html>.
- [2] Yoav Benjamini and Yosef Hochberg. Controlling the false discovery rate: a practical and powerful approach to multiple testing. *Journal of the Royal Statistical Society, Series B (Statistical Methodology)*, 57(1):289–300, 1995.
- [3] John Storey. A direct approach to false discovery rates. *Journal of the Royal Statistical Society, Series B (Statistical Methodology)*, 64:479–498, 2002.
- [4] Qingyuan Zhao, Dylan S. Small, and Weijie Su. Multiple testing when many p -values are uniformly conservative, with application to testing qualitative interaction in educational interventions. *Journal of the American Statistical Association*, 0(0):1–14, 2018.

- [5] Dean Foster and Robert Stine. α -investing: a procedure for sequential control of expected false discoveries. *Journal of the Royal Statistical Society, Series B (Statistical Methodology)*, 70(2):429–444, 2008.
- [1] Ehud Aharoni and Saharon Rosset. Generalized α -investing: definitions, optimality results and application to public databases. *Journal of the Royal Statistical Society, Series B (Statistical Methodology)*, 76(4):771–794, 2014.
- [7] Adel Javanmard and Andrea Montanari. Online rules for control of false discovery rate and false discovery exceedance. *The Annals of Statistics*, 46(2):526–554, 2018.
- [8] Aaditya Ramdas, Fanny Yang, Martin Wainwright, and Michael Jordan. Online control of the false discovery rate with decaying memory. In *Advances In Neural Information Processing Systems*, pages 5655–5664, 2017.
- [9] Aaditya Ramdas, Tijana Zrnic, Martin Wainwright, and Michael Jordan. SAFFRON: an adaptive algorithm for online control of the false discovery rate. In *Proceedings of the 35th International Conference on Machine Learning*, volume 80, pages 4286–4294, 2018.
- [10] Jinjin Tian and Aaditya Ramdas. ADDIS: adaptive algorithms for online FDR control with conservative nulls. In *Proceedings of the 33rd Conference on Neural Information Processing Systems*, 2019.
- [11] Sture Holm. A simple sequentially rejective multiple test procedure. *Scandinavian journal of statistics*, pages 65–70, 1979.
- [12] Yosef Hochberg. A sharper bonferroni procedure for multiple tests of significance. *Biometrika*, 75(4):800–802, 1988.
- [13] Brian L Wiens and Alexei Dmitrienko. The fallback procedure for evaluating a single family of hypotheses. *Journal of Biopharmaceutical Statistics*, 15(6):929–942, 2005.
- [14] Zbyněk Šidák. Rectangular confidence regions for the means of multivariate normal distributions. *Journal of the American Statistical Association*, 62(318):626–633, 1967.
- [15] C-F Burman, C Sonesson, and O Guilbaud. A recycling framework for the construction of bonferroni-based multiple tests. *Statistics in Medicine*, 28(5):739–761, 2009.
- [16] Tore Schweder and Eil Spjøtvoll. Plots of p-values to evaluate many tests simultaneously. *Biometrika*, 69(3):493–502, 1982.
- [17] Yosef Hochberg and Yoav Benjamini. More powerful procedures for multiple significance testing. *Statistics in medicine*, 9(7):811–818, 1990.
- [18] KK Gordon Lan and David L DeMets. Discrete sequential boundaries for clinical trials. *Biometrika*, 70(3):659–663, 1983.
- [19] Frank Bretz, Willi Maurer, Werner Brannath, and Martin Posch. A graphical approach to sequentially rejective multiple test procedures. *Statistics in medicine*, 28(4):586–604, 2009.
- [20] Jelle J Goeman and Aldo Solari. The sequential rejection principle of familywise error control. *The Annals of Statistics*, pages 3782–3810, 2010.
- [21] Tijana Zrnic, Aaditya Ramdas, and Michael Jordan. Asynchronous online testing of multiple hypotheses. 2018. arXiv:1812.05068.
- [22] Helmut Finner and Veronika Gontscharuk. Controlling the familywise error rate with plug-in estimator for the proportion of true null hypotheses. *Journal of the Royal Statistical Society: Series B (Statistical Methodology)*, 71(5):1031–1048, 2009.
- [23] Wenge Guo. A note on adaptive bonferroni and holm procedures under dependence. *Biometrika*, 96(4):1012–1018, 2009.

- [24] Sanat K Sarkar, Wenge Guo, and Helmut Finner. On adaptive procedures controlling the familywise error rate. *Journal of Statistical Planning and Inference*, 142(1):65–78, 2012.
- [25] James D Esary, Frank Proschan, and David W Walkup. Association of random variables, with applications. *The Annals of Mathematical Statistics*, pages 1466–1474, 1967.

Appendices

Appendix A Proof of Proposition 2

The Online Fallback procedure is in fact equivalent to the following procedure, which may be regarded as an extension of the graphical procedure proposed by Bretz et al. [19] to the infinite case. Specifically, recall the form of Online Fallback in (6) for testing hypotheses set $\{H_i\}_{i=0}^\infty$, we denote $\alpha_i = \alpha\gamma_i$ for all i , and

$$W = \begin{bmatrix} 0 & w_{12} & w_{13} & \cdots & w_{1i} & \cdots \\ & 0 & w_{23} & w_{24} & \cdots & \cdots \\ & & 0 & w_{34} & \cdots & \cdots \\ & & & \ddots & & \vdots \\ & & & & \ddots & \vdots \\ & & & & & \ddots & \vdots \end{bmatrix}. \quad (29)$$

Note that the non-negative $\{\alpha_i\}_{i=0}^\infty$ has summation no more than α , while the non-negative sequence $\{w_{ki}\}_{i=k+1}^\infty$ has summation less than one for each $k \in \mathbb{N}$. Now we consider testing the first n hypotheses $\{H_i\}_{i=1}^n$ for arbitrary number n , using the graphical procedure Algorithm 1 in [19] with the initial significance levels $\{\alpha_i\}_{i=0}^n$, and transfer graph W_n , which takes the first n rows and n columns from W . Then the graphical procedure is the following:

- Step 0: Set $M = \{1, 2, \dots, n\}$.
- Step 1: For the smallest $t \in M$ that $P_t \leq \alpha_t$, we reject H_t , and update $M = M \setminus \{t\}$, $\alpha_j = \alpha_j + \alpha_t w_{tj}$ for all $j \in M$, $w_{jk} = \frac{w_{jk} + w_{jt} w_{tk}}{1 - w_{jt} w_{tj}}$ for all $j \neq k > t$. If such t does not exist, stop.
- Step 2: If $|M| > 1$, go to step 1; otherwise stop.

Due to the upper triangle structure of the transfer graph, we have $w_{tk} \equiv 0$ for $k > t$ in the updating step in Step 1 above, therefore the updating rules with regard W_n reduces to $w_{jk} = w_{jk}$, which means the transfer graph W_n remains the same during the testing process. Due to the upper triangle structure of our graph, the significance level of the tested hypotheses will remain the same whenever we perform updating. Therefore, we do not need to re-evaluate the hypotheses we already tested, and could proceed the testing in the original sequential order. These facts implies that this graphical procedure based on W_n is equivalent to testing the first n hypotheses using the following procedure:

- (*) For $t = 1, 2, \dots, n$, we reject H_t if $P_t \leq \alpha_t$, and update the significance level for the future test with $\alpha_j = \alpha_j + \alpha_t w_{tj}$ for all $j > t$, and proceed with the testing.

Note that, this procedure (*) always achieve the same rejection set with Online Fallback when testing the first n hypotheses for any $n \in \mathbb{N}$, and it exactly recover Online Fallback when n goes to infinity.

Based on the above discussion, we establish the FWER control of Online Fallback in the following. Denote $A_n := \{V_n = 0\}$, and $V_n := \sum_{i=0}^n \mathbb{1}_{P_i \leq \alpha_i, i \in \mathcal{H}_0}$ for all $n \in \mathbb{N}$, we can write the FWER for Online Fallback as the following:

$$\begin{aligned} \text{FWER} &= \Pr\{V \geq 1\} = \Pr\left\{\sum_{i=0}^{\infty} \mathbb{1}_{P_i \leq \alpha_i, i \in \mathcal{H}_0} \geq 1\right\} \\ &= 1 - \Pr\left\{\sum_{i=0}^{\infty} \mathbb{1}_{P_i \leq \alpha_i, i \in \mathcal{H}_0} = 0\right\} = 1 - \Pr\left\{\lim_{n \rightarrow \infty} \left\{\sum_{i=0}^n \mathbb{1}_{P_i \leq \alpha_i, i \in \mathcal{H}_0} = 0\right\}\right\} \\ &= 1 - \Pr\left\{\lim_{n \rightarrow \infty} A_n\right\} \stackrel{(i)}{=} 1 - \lim_{n \rightarrow \infty} \Pr\{A_n\}, \end{aligned} \quad (30)$$

where (i) is true since $A_1 \subseteq A_2 \subseteq \dots \subseteq A_n \subseteq \dots$ is a monotonically decreasing sequence. As discussed above, for testing the first n hypotheses, Online Fallback is equivalent to procedure (*), which is in turn equivalent to the graphical procedure based on W_n and $\{\alpha_i\}_{i=0}^n$. Since the sum for each row in the transfer graph W_n is less than one, and the updated significance level is always larger than the original one, therefore, the graphical procedure based on W_n and $\{\alpha_i\}_{i=0}^n$ satisfies the regularity and monotonicity conditions in [19] for FWER control, which leads to

$$\Pr\{A_n\} \leq \sum_{i=1}^n \alpha_i \leq \alpha. \quad (31)$$

Plugging into equation (30), we have FWER upper bounded by α as claimed. The power superiority follows trivially from the dominance of each individual testing levels of Online Fallback over that of Alpha-Spending. Here we complete the proof for FWER control of Online Fallback.

Appendix B Proof of Proposition 5

Recall that V is the number of false discoveries, which can be written as

$$V = \sum_{i \in \mathcal{H}_0} R_i S_i,$$

by simply reiterating the obvious fact that $\alpha_i < \tau_i$, and hence for a discovery to be false (each term on the right hand side), it must be a null, it must be tested, and it must be rejected. Therefore, PFER equals to

$$\mathbb{E}[V] = \sum_{i \in \mathcal{H}_0} \mathbb{E}[R_i S_i] = \sum_{i \in \mathcal{H}_0} \mathbb{E}[\mathbb{E}[R_i S_i \mid S_i, \mathcal{F}^{i-L_i-1}]] = \sum_{i \in \mathcal{H}_0} \mathbb{E}[\mathbb{E}[R_i \mid S_i = 1, \mathcal{F}^{i-L_i-1}] \Pr\{S_i = 1\}], \quad (32)$$

where we used linearity of expectation twice. Here is the key step: since $\alpha_i, \lambda_i, \tau_i \in \mathcal{F}^{i-L-1}$, each term inside the last sum equals

$$\begin{aligned} \mathbb{E}\left[\Pr\left\{\frac{P_i}{\tau_i} \leq \frac{\alpha_i}{\tau_i} \mid P_i \leq \tau_i, \mathcal{F}^{i-L_i-1}\right\} \Pr\{S_i = 1\}\right] &\leq \mathbb{E}\left[\frac{\alpha_i}{\tau_i} \Pr\{S_i = 1\}\right] \\ &\leq \mathbb{E}\left[\frac{\alpha_i}{\tau_i} \mathbb{E}\left[\frac{\mathbb{1}_{P_i \geq \lambda_i}}{1 - \lambda_i/\tau_i} \mid P_i \leq \tau_i, \mathcal{F}^{i-L_i-1}\right] \Pr\{S_i = 1\}\right] \\ &= \mathbb{E}\left[\frac{\alpha_i}{\tau_i} \mathbb{E}\left[\frac{\mathbb{1}_{\lambda_i < P_i \leq \tau_i}}{1 - \lambda_i/\tau_i} \mid P_i \leq \tau_i, \mathcal{F}^{i-L_i-1}\right] \Pr\{S_i = 1\}\right], \end{aligned} \quad (33)$$

where we used the property of uniformly conservative nulls in equation (2) twice. Then using the fact that $\alpha_i < \tau_i$ are measurable with regard \mathcal{F}^{i-L_i-1} , and the law of iterated expectation, we have the last term in equation (33) equals to

$$\mathbb{E}\left[\mathbb{E}\left[\alpha_i \frac{\mathbb{1}_{\lambda_i < P_i \leq \tau_i}}{\tau_i - \lambda_i} \mid S_i = 1, \mathcal{F}^{i-L_i-1}\right] \Pr\{S_i = 1\}\right] = \mathbb{E}\left[\mathbb{E}\left[\alpha_i \frac{\mathbb{1}_{\lambda_i < P_i \leq \tau_i}}{\tau_i - \lambda_i} \mid S_i, \mathcal{F}^{i-L_i-1}\right]\right] = \mathbb{E}\left[\alpha_i \frac{\mathbb{1}_{\lambda_i < P_i \leq \tau_i}}{\tau_i - \lambda_i}\right].$$

Therefore $\text{PFER} = \mathbb{E}[V] \leq \sum_{i \in \mathcal{H}_0} \mathbb{E}\left[\alpha_i \frac{\mathbb{1}_{\lambda_i < P_i \leq \tau_i}}{\tau_i - \lambda_i}\right] = \mathbb{E}\left[\sum_{i \in \mathcal{H}_0 \cap \mathcal{S} \setminus \mathcal{C}} \frac{\alpha_i}{\tau_i - \lambda_i}\right] \leq \mathbb{E}\left[\sum_{i \in \mathcal{S} \setminus \mathcal{C}} \frac{\alpha_i}{\tau_i - \lambda_i}\right] \leq \alpha$ by construction.

Appendix C A useful lemma

Lemma 1. For any $q > 1$, denote $\zeta(q)$ as the summation of sequence $\{i^{-q}\}_{i=1}^{\infty}$, and $\zeta_l(q)$ as the summation of sequence $\{1/i \log^q i\}_{i=1}^{\infty}$. Then for any constant $C > 0$ and $\alpha \in (0, 1)$, we have:

$$(a) \lim_{x \rightarrow 0} x \exp(-C\Phi^{-1}(x)) \log(1/x) = 0;$$

$$(b) \sum_{i=1}^{\infty} i^{-q} \exp(-C\Phi^{-1}(\alpha i^{-q}/\zeta(q))) \log i < \infty;$$

$$(c) \sum_{i=1}^{\infty} \frac{1}{i \log^q i} \exp(-C\Phi^{-1}(\alpha \frac{1}{i \log^q i}/C_i(q))) \log(\log i) = \infty;$$

where Φ is the CDF of standard normal distribution.

Proof. We prove this lemma mainly use the following approximation of standard normal quantile and the dominate convergence theorem for series. Firstly, we introduce the useful approximation, that is when $x \rightarrow 0$,

$$\Phi^{-1}(x) = -\sqrt{\log \frac{1}{x^2} - \log(\log \frac{1}{x^2}) - \log 2\pi} + o(1). \quad (34)$$

Proof for part (a) For part (a), using equation (34), we have

$$x \exp(-C\Phi^{-1}(x)) \log \frac{1}{x} = x \exp\left\{C\left(\sqrt{\log \frac{1}{x^2} - \log(\log \frac{1}{x^2}) - \log 2\pi} + o(1)\right)\right\} \log \frac{1}{x} := f(x)$$

Taking log on $f(x)$, and assume that $x < 1$, we obtain

$$\begin{aligned} \log(f(x)) &= \log x + C\sqrt{\log \frac{1}{x^2} - \log(\log \frac{1}{x^2}) - \log 2\pi} + \log(\log \frac{1}{x}) + o(1) \\ &= -\log \frac{1}{x} + \log(\log \frac{1}{x}) + C\sqrt{2\log \frac{1}{x} - \log(\log \frac{1}{x}) - \log 2\pi} + o(1) \\ &\leq -\log \frac{1}{x} + \log(\log \frac{1}{x}) + C\sqrt{3\log \frac{1}{x} - 3\log(\log \frac{1}{x}) - \log 2\pi} + o(1), \end{aligned} \quad (35)$$

where the last inequality is obtained using the fact that $y > \log y^2$ for all $y > 1$. Let $z = \sqrt{\log \frac{1}{x} - \log(\log \frac{1}{x}) - C}$, then $x \rightarrow 0$ implies $z \rightarrow \infty$. Therefore, following equation (35), as $x \rightarrow 0$, we have

$$\log(f(x)) \leq -z^2 + Cz - \log 2\pi + o(1) \rightarrow -\infty, \quad (36)$$

which implies that $f(x)$ goes to zero as x goes to zero, as we claimed in part (a).

Proof for part (b) For part (b), we consider

$$h(i) := \frac{i^{q-1} \log^{-q-1} i}{\exp(-C\Phi^{-1}(\alpha i^{-q}/\zeta(q)))}. \quad (37)$$

Again using same trick in (a), we obtain

$$\begin{aligned} \log(h(i)) &= (q-1)\log i - \log((q+1)\log i) - C\sqrt{\log(i^q\zeta(q)/\alpha)^2 - \log(\log(i^q\zeta(q)/\alpha)^2) - \log 2\pi} + o(1) \\ &= (q-1)\log i - \log((q+1)\log i) - C\sqrt{2q\log i + 2\log(\zeta(q)/\alpha) - \log(2q\log i + 2\log(\zeta(q)/\alpha)) - \log 2\pi} + o(1) \\ &\geq (q-1)\log i - \log((q+1)\log i) - C\sqrt{2q\log i - \log(2q\log i) + 2\log(\zeta(q)/\alpha) - \log 2\pi} + o(1) \\ &= (q-1)\log i - \log((q+1)\log i) - C\sqrt{2q\log i - \log(\log i) + 2\log(\zeta(q)/\alpha) - \log 4q\pi} + o(1) \\ &= (q-1)\log i - \log(\log i) - C\sqrt{2q\log i - \log(\log i) - A(q, \alpha)} - \log(q+1) + o(1), \end{aligned} \quad (38)$$

where the inequality is obtained using the fact that $\log(\zeta(q)/\alpha) > 0$, and we let $A(q, \alpha) := \log(4q\pi) - 2\log(\zeta(q)/\alpha)$ in the last step. Since $q > 1$ and $\sqrt{\log(i)} = o(\log i)$, therefore as i goes to infinity, we have equation (38) goes to infinity, which implies that $\log(h(i))$ goes to infinity. This result gives us

$$\exp(-C\Phi^{-1}(\alpha i^{-q}/\zeta(q))) = o(i^{q-1} \log^{-q-1} i), \quad (39)$$

which indicates

$$i^{-q} \exp(-C\Phi^{-1}(\alpha i^{-q}/\zeta(q))) \log i = o\left(\frac{1}{i \log^q i}\right). \quad (40)$$

Therefore, for some $0 < c < 1$, there exist $N \in \mathbb{N}$, such that for any $i \geq N$, we have

$$i^{-q} \exp(-C\Phi^{-1}(\alpha i^{-q}/\zeta(q))) \log i \leq \frac{c}{i \log^q i}.$$

Hence the summation

$$\sum_{i=1}^{\infty} i^{-q} \exp(-C\Phi^{-1}(\alpha i^{-q}/\zeta(q))) \log i \leq \sum_{i=1}^{N-1} i^{-q} \exp(-C\Phi^{-1}(\alpha i^{-q}/\zeta(q))) \log i + c \sum_{i=N}^{\infty} \frac{1}{i \log^q i} < \infty,$$

which concludes part (b).

Proof for part (c) In the end, for part (c), we use the similar technique in (a) and (b). Specifically, we consider

$$h(i) := \frac{\log^{q-1} i}{\exp(-C\Phi^{-1}(\frac{\alpha}{i \log^q i}/\zeta_l(q)))}. \quad (41)$$

Using approximation of Φ^{-1} in equation (34), and taking log on $h(i)$, we obtain

$$\begin{aligned} \log(h(i)) &= \log(q-1)(\log i) - C\sqrt{\log(i \log^q i \zeta_l(q)/\alpha)^2 - \log(\log(i \log^q i \zeta_l(q)/\alpha)^2) - \log 2\pi} + o(1) \\ &\leq \log(\log i) - C\sqrt{\log(i \log^q i \zeta_l(q)/\alpha) - \log 2\pi} + \log(q-1) + o(1) \\ &= \log(\log i) - C\sqrt{\log i + \log(\log i) + \log(q \zeta_l(q)/2\pi\alpha)} + \log(q-1) + o(1) \\ &\rightarrow -\infty, \text{ as } i \rightarrow \infty, \end{aligned} \quad (42)$$

where the first inequality is obtained again using the simple fact that $x > \log x^2$ for all $x > 1$, and last step uses the fact that $\log(\log i) = o(\sqrt{\log i})$. Therefore, we have that $\log(h(i))$ goes to negative infinity, which implies $h(i)$ goes to zero. In other words, we obtain

$$\log^{q-1} i = o\left(\exp(-C\Phi^{-1}(\frac{\alpha}{i \log^q i}/C_l(q)))\right),$$

and therefore

$$1/i \log i = o\left(\frac{1}{i \log^q i} \exp(-C\Phi^{-1}(\frac{\alpha}{i \log^q i}/C_l(q)))\right). \quad (43)$$

Since $\{1/i \log i\}_{i=1}^{\infty}$ has infinite summation, it is easy to verify that the summation of terms in $o(\cdot)$ in equation (43) must be infinite too, which concludes part (c). \square

Appendix D Proof for Theorem 2

We prove this theorem mainly using the weak law of large numbers, which in turn allow us to deduce sufficient conditions with regard parameters τ and λ for the argument being true. Then we derive the closed form of these sufficient conditions, and comment on its properties.

Proof for part (a) Firstly, in order to prove argument (a), we denote the individual testing level for the i -th H_i given by Alpha-Spending as α_i , and as $\tilde{\alpha}_i$ given by the new method—Discard-Spending. Specifically, we have

$$\alpha_i = \alpha \gamma_i, \quad \tilde{\alpha}_i = \alpha \tau \gamma_{1+\sum_{j<i} S_j},$$

where $\{\gamma_i\}_{i=1}^\infty$ is some non-negative sequence that sums to one. We particularly assume it is a log- q -series as defined in Definition 1. Then, denoting $S^t = \sum_{j \leq i} S_j$ and using the weak law of large numbers, we have

$$\begin{aligned} \frac{\tilde{\alpha}_t}{\alpha_t} &= \frac{\tau \gamma_{1+S^{t-1}}}{\gamma_t} = \tau \frac{t \log^q t}{(1+S^{t-1}) \log^q(1+S^{t-1})} \geq \tau \frac{t}{1+S^{t-1}} = \tau \left(\frac{1}{t} (1 + \sum_{i < t} \mathbf{I}\{P_i \leq \tau\}) \right)^{-1} \\ &\stackrel{p}{\rightarrow} \tau (\Pr\{P_i \leq \tau\})^{-1} := C(\tau), \end{aligned} \quad (44)$$

where $\stackrel{p}{\rightarrow}$ means converging in probability. In other words, (44) implies that, for any $\epsilon > 0$, $\delta > 0$, there exists $N(\delta, \epsilon) \in \mathbb{N}$, such that for any $t > N$, we have

$$\Pr \left\{ \left| \frac{t\tau}{1+S^{t-1}} - C(\tau) \right| > \epsilon \right\} \leq \delta.$$

If $C(\tau) > 1$, then there exists $\epsilon^* > 0$, such that $C(\tau) \geq 1 + 2\epsilon^*$. Given such ϵ^* , and any $\delta > 0$, we have that for any $t > N(\epsilon^*, \delta)$, with probability at least $1 - \delta$,

$$\frac{\tilde{\alpha}_t}{\alpha_t} \geq \frac{t\tau}{1+S^{t-1}} \geq C(\tau) - \epsilon^* \geq 1 + \epsilon^*.$$

This result in turn gives us that, with probability at least δ ,

$$\begin{aligned} &\mathbb{E}[D_{\text{dis}}] - \mathbb{E}[D_{\text{spend}}] \\ &= \pi_A \left[\sum_{i=1}^{\infty} \Phi(\Phi^{-1}(\tilde{\alpha}_i) + \mu_A) - \Phi(\Phi^{-1}(\alpha_i) + \mu_A) \right] \\ &\geq \pi_A \left[\sum_{i \leq N} \Phi(\Phi^{-1}(\tau \alpha_i) + \mu_A) - \Phi(\Phi^{-1}(\alpha_i) + \mu_A) + \sum_{i > N} \Phi(\Phi^{-1}((1 + \epsilon^*)\alpha_i) + \mu_A) - \Phi(\Phi^{-1}(\alpha_i) + \mu_A) \right] \\ &\geq \pi_A \exp(-\mu_A^2/2) \left[(\tau - 1) \sum_{i \leq N} \exp(-\mu_A \Phi^{-1}(\tau \alpha_i)) \alpha_i + \epsilon^* \sum_{i > N} \exp(-\mu_A \Phi^{-1}((1 + \epsilon^*)\alpha_i)) \alpha_i \right], \end{aligned} \quad (45)$$

where the first inequality is obtained using the fact that $\Phi(\Phi^{-1}(x) + \mu_A)$ is an monotonically increasing function with regard x , and that $\tilde{\alpha}_j > \tau \alpha_j$ by construction, while $\tilde{\alpha}_j \geq (1 + \epsilon)\alpha_j$ for $j > N$. The second inequality comes from the smoothness of function $\Phi(\Phi^{-1}(x) + \mu_A)$, and the fact that its derivative with regard x is also a monotonically increasing function.

From part(c) of lemma 1, we know that the second summation of (45) is unbounded, while the first summation is a constant, therefore expression (45) will be bigger than zero with probability at least $1 - \delta$ given $C(\tau) > 1$ for any $\delta > 0$. In other words, as long as $C(\tau) > 1$, we have $\mathbb{E}[D_{\text{dis}}] \geq \mathbb{E}[D]$ with probability one as we claimed.

In the following, we derive the closed form for τ to satisfy the sufficient condition for our claim— $C(\tau) > 1$. Denote $\mathcal{I} := \{\tau \in [0, 1] : C(\tau) > 1\}$. Note that an equivalent definition of \mathcal{I} is $\{\tau \in [0, 1] : J(\tau) > 0\}$, where

$$J(\tau) := \tau - G(\tau), \quad (46)$$

and $G(\tau) = (1 - \pi_A)\Phi(\Phi^{-1}(\tau) + \mu_N) + \pi_A\Phi(\Phi^{-1}(\tau) + \mu_A)$. Here, Φ is the CDF of standard Gaussian as always. As an first obvious fact, $J(0) = J(1) = 0$. Using the tail behaviour of Gaussian, it is also easy to verify that

$$\lim_{\tau \rightarrow 0} G'(\tau) = \lim_{\tau \rightarrow 1} G'(\tau) = \infty, \quad (47)$$

which in turn gives us

$$\lim_{\tau \rightarrow 0} J'(\tau) = \lim_{\tau \rightarrow 1} J'(\tau) = -\infty. \quad (48)$$

On the other hand, we have $G'(\tau) = C_1 \exp(c_1 \Phi^{-1}(\tau)) + C_2 \exp(-c_2 \Phi^{-1}(\tau))$, where C_1, C_2, c_1, c_2 are some positive constant depend on μ_A, μ_N, π_A . Letting $y = \exp(\Phi^{-1}(\tau))$, we have

$$J'(\tau) = h(y) := 1 - C_1 y^{c_1} - C_2 \frac{1}{y^{c_2}}. \quad (49)$$

Since $y > 0$, so $h(y)$ is increasing with y first and then decreasing with y , that is $J'(\tau)$ is increasing with τ first and then decreasing with τ .

Based on above discussion, we conclude that J must be a continuous function that is zero at zero, decreasing with τ first, and then increasing to some positive constant, and then decreasing to zero at the endpoint one. Denote the only zero point of J that is not endpoint as c^* , it is now obvious that $\mathcal{I} = (c^*, 1)$.

The lower bound c^* is in fact increasing with π_A, μ_N and μ_A . This argument can be obtained from some intuitive interpretation of J . Since $\Phi(\Phi^{-1}(\tau) + \mu_N) < \tau$, $\Phi(\Phi^{-1}(\tau) + \mu_A) > \tau$, therefore, π_A represents the weight of the part that makes $J(\tau)$ smaller, which indicates that $J(\tau)$ should decrease with π_A . Consequently, as π_A increases, the zero point c^* will increase, since $J(c^*)$ become negative, and that J is increasing near the zero point. Similarly, one may argue that c^* is an increasing function of μ_A and μ_N . An additional interesting fact that is easy to derive using the above steam of analysis is that, as μ_N achieves exactly zero, c^* is exactly one, for any $\pi_A \in (0, 1)$, and $\mu_A > 0$.

Proof for part (b) For part (b), using the similar tricks above, we obtain the sufficient condition for the argument $\mathbb{E}[D_{\text{ada}}] \geq \mathbb{E}[D_{\text{spend}}]$ to hold with probability one is $(1 - \lambda)(\Pr\{P_i > \lambda\})^{-1} > 1$, which is equivalent to $J(\lambda) < 0$, with J defined as above in equation (46); and that $J(\lambda) < 0$ is equivalent to $\lambda \in \mathcal{I}^c = (0, c^*)$ for some $c^* \in [0, 1]$. Therefore, we have concluded part (b).

Proof for part (c) Similarly, part (c) is proved by noticing that if

$$(\tau - \lambda)(G(\tau) - G(\lambda))^{-1} > 1, \quad (50)$$

then $\mathbb{E}[D_{\text{adadis}}] \geq \mathbb{E}[D_{\text{spend}}]$ will hold with probability one. Note that if we choose τ and λ to satisfy the following conditions:

$$\tau > G(\tau), \quad \lambda < G(\lambda), \quad \lambda < \tau, \quad (51)$$

then condition (50) is satisfied. Hence, the closed form of a sufficient condition for $\mathbb{E}[D]_{\text{adadis}} \geq \mathbb{E}[D_{\text{spend}}]$ with probability one is $\lambda \in (0, c^*)$, and $\tau \in (c^*, 1)$, which concludes part (c).

Appendix E Proof for Theorem 3

We prove this theorem mainly using Lemma 1, and the philosophy of contradiction, together with the results about Gaussian tail behaviour.

Proof for part (a) Denote $\zeta(q) = \sum_{i=1}^{\infty} i^{-q}$, then a q -series $\{\gamma_i\}_{i=1}^{\infty}$ must have $\gamma_i = \alpha i^{-q} / \zeta(q)$ for all i . Let ζ' be the first derivative of ζ with regard q . It is well known that for $q > 1$, $\zeta(q)$ is finite, and is a smooth function that monotonically decreasing with q , while $\zeta'(q)$ is finite, and is smooth monotonically increasing with q . Additionally,

$$\lim_{q \rightarrow 1^+} \zeta(q) = - \lim_{q \rightarrow 1^+} \zeta'(q) = \infty; \quad \lim_{q \rightarrow \infty} \zeta(q) = 1; \quad \lim_{q \rightarrow \infty} \zeta'(q) = 0. \quad (52)$$

In order to proceed with the proof, we need the following lemma about the relationship between $\zeta(q)$ and $\zeta'(q)$.

Lemma 2. For any fixed $p \geq 1$, we have

$$\lim_{q \rightarrow \infty} \frac{\zeta'(q)}{p\zeta(q)} = 0, \quad \lim_{q \rightarrow 1^+} \frac{\zeta'(q)}{p\zeta(q)} = \infty, \quad \lim_{q \rightarrow 1^+} \frac{\zeta'(q)}{\zeta^2(q)} \in (-1, -1/2). \quad (53)$$

Proof. The first equation is obvious from equation (52). As for the second equation, given the fixed $p \geq 1$, denote $\psi_p(q) = \log(\zeta^p(q))$. From the properties of $\zeta(q)$ we described above, we have $\psi_p(q)$ is also a smooth function with regard q , goes to infinity as q goes to one, and is monotonically decreasing with q . Therefore, using contradiction, we must have the first derivative of $\psi_p(q)$ decreases to negative infinity as q goes to one, that is

$$\frac{\partial \psi_p(q)}{\partial q} = p \frac{\partial \log(\zeta(q))}{\partial q} = \frac{\zeta'(q)}{p\zeta(q)} \rightarrow -\infty, \quad \text{as } q \rightarrow 1^+.$$

Therefore we have proved the second equation in (53).

As for the third equation, denote $\varphi(q) = 1/\zeta(q)$. Since $\zeta(q) > \int_1^\infty x^{-q} dx = \frac{1}{q-1}$ for $q > 1$, so $\varphi(q) < q-1$ for $q > 1$. Additionally noting that $\varphi(q) = q-1$ for $q = 1$, we have

$$\frac{\partial \varphi(q)}{\partial q} \Big|_{q=1} < \frac{\partial(q-1)}{\partial q} \Big|_{q=1} = 1.$$

On the other hand, $\zeta(q) < \int_1^\infty 2^q x^{-q} dx = \frac{2^q}{q-1}$ for any $q > 1$, so $\varphi(q) > \frac{q-1}{2^q}$ for any $q > 1$. Additionally noting that $\varphi(q) = \frac{q-1}{2^q}$ for $q = 1$, we have

$$\frac{\partial \varphi(q)}{\partial q} \Big|_{q=1} > \frac{\partial \frac{q-1}{2^q}}{\partial q} \Big|_{q=1} = 1/2.$$

Since $\frac{\partial \varphi(q)}{\partial q} = -\frac{\zeta'(q)}{\zeta^2(q)}$, we have $\lim_{q \rightarrow 1^+} \frac{\zeta'(q)}{\zeta^2(q)} \in (-1, -1/2)$ as claimed. \square

Back to the proof of part (a), we take derivative of $\mathbb{E}_N[D]$ with regard q , and obtain

$$\frac{\partial \mathbb{E}_N[D]}{\partial q} = -\frac{C(\pi_A, \mu_A, \alpha)}{\zeta(q)} \sum_{i=1}^N i^{-q} \exp(-\mu_A \Phi^{-1}(\alpha i^{-q}/\zeta(q))(\log i + \zeta'(q)/\zeta(q)) := e_N(q), \quad (54)$$

where $C(\pi_A, \mu_A, \alpha) = \alpha \pi_A \exp(-\mu_A^2/2) > 0$. Since π_A, μ_A, α are fixed constants in this context, therefore, we use C to denote $C(\pi_A, \mu_A, \alpha)$ from now on for simplification.

Denote $\alpha_i(q) = \alpha i^{-q}/\zeta(q)$. Since $\lim_{q \rightarrow \infty} \alpha_i(q) = 0$ for all $i \leq N$, using part (a) in Lemma 1, and the fact $\log(1/\alpha_i(q)) \geq \log i$, we obtain

$$\lim_{q \rightarrow \infty} \alpha_i(q) \exp(-\mu_A \Phi^{-1}(\alpha_i(q)) \log i) = 0. \quad (55)$$

Together with the fact that $\zeta'(q)/\zeta(q)$ goes to zero as q goes to infinity in Lemma 2, we have the following:

$$\begin{aligned} e_N(q) &= -C \sum_{i=1}^N \alpha_i(q) \exp(-\mu_A \Phi^{-1}(\alpha_i(q))(\log i + \zeta'(q)/\zeta(q))) \\ &= -C \frac{(\zeta'(q)/\zeta(q)) \alpha_1(q)}{\exp(\mu_A \Phi^{-1}(\alpha_1(q)))} - C \sum_{i=2}^N \frac{(\log i + \zeta'(q)/\zeta(q)) \alpha_i(q)}{\exp(\mu_A \Phi^{-1}(\alpha_i(q)))} \\ &\rightarrow 0^- \quad \text{as } q \rightarrow \infty. \end{aligned} \quad (56)$$

On the other hand, we have $\lim_{q \rightarrow 1^+} \alpha_i(q) = 0$ for any $i \leq N$. Again using (a) in Lemma 1, and the fact $\log(1/\alpha_i(q)) \geq \log i$, we have:

$$\lim_{q \rightarrow 1^+} \alpha_i(q) \exp(-\mu_A \Phi^{-1}(\alpha_i(q)) \log i) = 0. \quad (57)$$

Let $h_i(q) = -\alpha_i(q) \exp(-\mu_A \Phi^{-1}(\alpha_i(q)) \frac{\zeta'(q)}{\zeta(q)})$, using approximation of Φ^{-1} and taking log on $h_i(q)$, we have

$$\begin{aligned} \log h_i(q) &= -\log(i^q \zeta(q)/\alpha) + \mu_A \sqrt{\log(i^q \zeta(q)/\alpha)^2 - \log(\log(i^q \zeta(q)/\alpha)^2) - \log 2\pi} - \log \frac{\zeta(q)}{|\zeta'(q)|} + o(1) \\ &\geq -\log \frac{\zeta(q)}{|\zeta'(q)|} - \log(i^q \zeta(q)/\alpha) + \mu_A \sqrt{\log(i^q \zeta(q)/\alpha) - \log 2\pi} + o(1) \\ &= \log \frac{|\zeta'(q)|}{\zeta^2(q)} - \log i^q/\alpha + \mu_A \sqrt{\log(i^q \zeta(q)/\alpha) - \log 2\pi} + o(1) \\ &\geq \log \frac{1}{2} - \log i^q/\alpha + \mu_A \sqrt{\log(i^q \zeta(q)/\alpha) - \log 2\pi} + o(1) \rightarrow \infty \quad \text{as } q \rightarrow 1^+, \end{aligned}$$

where the first inequality uses the fact that $y > \log^2 y$ for $y > 1$, and second inequality is obtained using the results in Lemma 2 that $\lim_{q \rightarrow 1^+} \zeta'(q)/\zeta^2(q) \in (-1, -1/2)$. Therefore $h_i(q) \rightarrow \infty$ as $q \rightarrow 1$ for any $i \leq N$, and hence

$$e_N(q) = -C \sum_{i=1}^N \alpha_i(q) \exp(-\mu_A \Phi^{-1}(\alpha_i(q)) \log i) + C \sum_{i=1}^N h_i(q) \rightarrow \infty \quad \text{as } q \rightarrow 1^+. \quad (58)$$

Combining results (56) and (58), also noting that e_N is a smooth function with regard q , it is easy to verify (shown in Figure 7) that $e_N(q)$ always decreases with q first to negative value, and then increases to 0^- . Therefore e_N must have only one zero point. This means $\mathbb{E}_N[D]$ must be increasing with p first, and then decreasing with q , and there must exist an optimal q^* which depend on μ_A and N , such that $\mathbb{E}_N[D]$ achieve its maximum. In fact,

$$q^*(\mu_A, N) = \text{argzero}\{e_N(q)\},$$

where $\text{argzero}\{\cdot\}$ represents the zero point of a function.

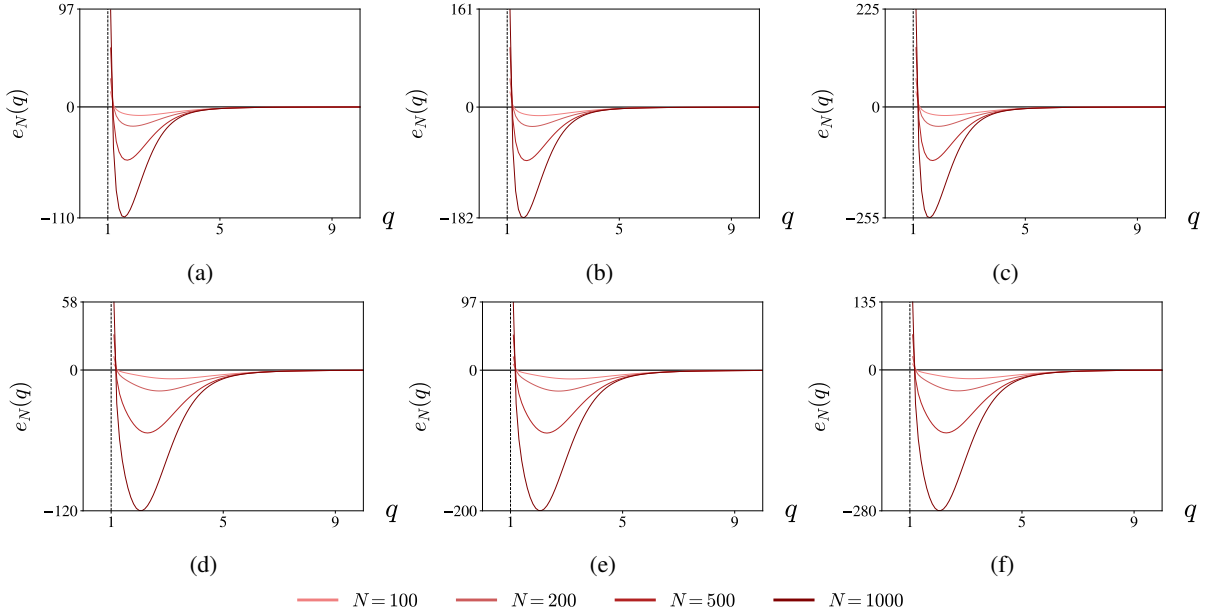


Figure 7: The $e_N(q)$ defined in equation (54) versus q given different $N \in \{100, 200, 500, 1000\}$. Particularly in (a), (b), (c), we set $\mu_A = 4$; in (d), (e), (f), we set $\mu_A = 5$; in (a), (d), we set $\pi_A = 0.3$; in (b), (e), we set $\pi_A = 0.5$; in (c), (f), we set $\pi_A = 0.7$.

In the following, we prove that $q^*(\mu_A, N)$ goes to 1^+ as N goes to infinity. Specifically, we proceed this using contradiction. Since μ_A is fixed constant in this context, we write $q^*(\mu_A, N)$ as q_N^* for simplicity from now on. Firstly, for any $N \in \mathbb{N}$, we must have

$$\log N + \zeta'(q_N^*)/\zeta(q_N^*) > 0, \quad (59)$$

otherwise $e_N(q_N^*)$ will be negative which contradicts the the definition of q_N^* . Then, for $N_1 > N$, we have

$$\begin{aligned} e_{N_1}(q_N^*) &= e_N(q_N^*) - C \sum_{i=N+1}^{\infty} \alpha_i(q_N^*) \exp(-\mu_A \Phi^{-1}(\alpha_i(q_N^*))) (\log i + \zeta'(q_N^*)/\zeta(q_N^*)) \\ &\leq 0 - C \sum_{i=N+1}^{\infty} \alpha_i(q_N^*) \exp(-\mu_A \Phi^{-1}(\alpha_i(q_N^*))) (\log N + \zeta'(q_N^*)/\zeta(q_N^*)) < 0. \end{aligned} \quad (60)$$

Since e_N is decreasing with q near the zero point for any N , therefore we must have $q_N^* < q_{N_1}^*$, which means q_N^* is an monotonically decreasing function of N .

We then use contradiction to prove the argument about the limit. If $\lim_{N \rightarrow \infty} q_N^* \neq 1$, without lose of generality, let's say the limit is some constant $c > 1$. Then, since q_N^* is monotonically decreasing with N , so we must have that $q_N^* > c$ for any $N \in \mathbb{N}$, which means $e_N(c) > 0$ for any $N \in \mathbb{N}$, that is

$$\sum_{i=1}^{\infty} i^{-c} \exp(-\mu_A \Phi^{-1}(\alpha i^{-c}/\zeta(c))) (\log i + \zeta'(c)/\zeta(c)) > 0. \quad (61)$$

From Lemma 1(b), we know that the summation is finite and hence the above inequality implies that

$$\sum_{i=1}^{\infty} i^{-c} \exp(-\mu_A \Phi^{-1}(\alpha i^{-c}/\zeta(c))) \log i > -\zeta'(c)/\zeta(c) \sum_{i=1}^{\infty} i^{-c} \exp(-\mu_A \Phi^{-1}(\alpha i^{-c}/\zeta(c))), \quad (62)$$

which can be rearranged to the claim that

$$\frac{\sum_{i=1}^{\infty} i^{-c} \exp(-\mu_A \Phi^{-1}(\alpha i^{-c}/\zeta(c)))}{\sum_{i=2}^{\infty} i^{-c} \exp(-\mu_A \Phi^{-1}(\alpha i^{-c}/\zeta(c))) \log i} > \frac{\sum_{i=1}^{\infty} i^{-c}}{\sum_{i=2}^{\infty} i^{-c} \log i}. \quad (63)$$

However, for any increasing sequence $\{c_i\}_{i=1}^{\infty}$ with $c_i > 1$ and $\lim_{i \rightarrow \infty} c_i = \infty$, and any sequences $\{b_i\}_{i=1}^{\infty}$, and $\{a_i\}_{i=1}^{\infty}$, such that $b_i > a_i > 0$, we in fact have

$$\frac{\sum_{i=1}^{\infty} c_i a_i}{\sum_{i=2}^{\infty} c_i b_i} < \frac{\sum_{i=1}^{\infty} a_i}{\sum_{i=2}^{\infty} b_i}. \quad (64)$$

Substituting $a_i = i^{-c}$, $b_i = i^{-c} \log i$ and $c_i = \exp(-\mu_A \Phi^{-1}(\alpha i^{-c}/\zeta(c)))$ into the above fact, we conclude that inequality (63) cannot be true. In conclusion, such a limit $c > 1$ does not exist. Therefore, the limit must equal 1, completing the proof for part (a).

E.0.1 Proof for part (b)

Denote $t(x) := \Phi^{-1}(Cx^{-q})$, where $C \equiv \alpha/\zeta(q)$ is some positive constant depend on q and α , with $\zeta(q)$ defined in part (a). Taking second derivative of t with regard x , we have

$$\frac{\partial^2 t(x)}{\partial x^2} = \frac{\partial^2 \Phi^{-1}(Cx^{-q})}{\partial x^2} = Cq \frac{(q+1)\phi(\Phi^{-1}(Cx^{-q}))x^q - Cq\Phi^{-1}(Cx^{-q})}{\phi^2(\Phi^{-1}(x^{-q}))x^{2(q+1)}}. \quad (65)$$

Note that the expression (65) shares the same sign with $(q+1)\phi(-t) + qt\bar{\Phi}(-t)$, which is positive when $t < 0$, from the fact that $\bar{\Phi}(y) < \phi(y)/y$ for all $y > 0$. Therefore, we have that, the second derivative is positive when $t(x) < 0$, i.e. $x > \sqrt[q]{2C}$. In other words, denote the first derivative of t with regard x as t' , we have that t' is an monotonically increasing function of x , for $x > \sqrt[q]{2C}$.

On the other hand, for q -series $\{\gamma_i\}_{i=1}^{\infty}$, the testing levels of Alpha-Spending are $\alpha_i := \alpha\gamma_i = Ci^{-q}$ for all $i \in \mathbb{N}$, and

$$\Phi(\Phi^{-1}(\alpha_i) + \mu_A) \rightarrow 0, \quad \text{as } i \rightarrow \infty. \quad (66)$$

Therefore, for all $N \in \mathbb{N}$, there exists $K(N) > N$, such that

$$\Phi(\Phi^{-1}(\alpha_n) + \mu_A) \leq \alpha_N, \quad \text{for all } n \geq K(N). \quad (67)$$

Choose some $N > \sqrt[3]{2C}$, we have

$$t(N) - t(N+1) = t'(\epsilon_1) \leq t'(\epsilon_2) = t(K(N)) - t(K(N)+1) \quad (68)$$

holds true for some $\epsilon_1 \in (N, N+1)$, $\epsilon_2 \in (K(N), K(N)+1)$, and $K(N) > N$, due to the monotonicity of t' as we described before. Plugging in the expression for α_n , result (68) is equivalent to

$$\Phi^{-1}(\alpha_N) - \Phi^{-1}(\alpha_{N+1}) \leq \Phi^{-1}(\alpha_{K(N)}) - \Phi^{-1}(\alpha_{K(N)+1}).$$

Rearranging the terms and using result (67), we have

$$\Phi^{-1}(\alpha_{K(N)+1}) + \mu_A < \Phi^{-1}(\alpha_{K(N)}) + \mu_A - \Phi^{-1}(\alpha_N) + \Phi^{-1}(\alpha_{N+1}) \leq \Phi^{-1}(\alpha_{N+1}).$$

Since Φ is a monotonically increasing onto mapping, we in turn have

$$\Phi(\Phi^{-1}(\alpha_{K(N)+1}) + \mu_A) \leq \Phi(\Phi^{-1}(\alpha_{N+1})) = \alpha_{N+1}.$$

Iteratively using the same tricks, we can prove that

$$\Phi(\Phi^{-1}(\alpha_{K(N)+i}) + \mu_A) \leq \Phi(\Phi^{-1}(\alpha_{N+i})) = \alpha_{N+i} \quad \text{for all } i \in \mathbb{N}.$$

Therefore, $\mathbb{E}[D] \leq \sum_{j=0}^{K(N)} \pi_A \Phi(\Phi^{-1}(\alpha_j) + \mu_A) + \sum_{i=1}^{\infty} \pi_A \alpha_{N+i} \leq \pi_A(C + \alpha) < \infty$ as we claimed. Also, as indicated by part (a), $\mathbb{E}[D]$ is monotonically decreasing with q . Hence we finished the proof for part (b).

Appendix F Proof for Theorem 4

We would like to obtain the optimal sequence $\{\gamma_i^*\}_{i=1}^{\infty}$ to maximize $\mathbb{E}[D]$, under the constraint of $\sum_{i=1}^{\infty} \gamma_i^* = 1$. Naturally, we resort to Lagrange Multiplier for solutions. Specifically, the corresponding Lagrange multiplier is:

$$\mathcal{L} = \sum_{i=0}^{\infty} \pi_{A_i} \Phi(\Phi^{-1}(\alpha_{\gamma_i}) + \mu_{A_i}) - r \left(\sum_{i=1}^{\infty} \gamma_i^* - 1 \right).$$

Taking derivative with regard each γ_i and set them to zeros, where $i = 1, 2, \dots$, we have:

$$\gamma_i^* = \frac{1}{\alpha} \Phi\left(\frac{1}{\mu_{A_i}} \log(\alpha \pi_{A_i} / r) - \frac{\mu_{A_i}}{2}\right) = \frac{1}{\alpha} \Phi(-h_i(\eta^*)) := y_i(\eta^*) \quad (69)$$

where $\eta^* := r/\alpha$ is chosen to satisfy the constraint $\sum_{i=1}^{\infty} \gamma_i^* = 1$, and $h_i(\eta) := \frac{1}{\mu_{A_i}} \log(\pi_{A_i}/\eta) - \frac{\mu_{A_i}}{2}$. Next, we prove that condition (23) guarantees that such valid η^* exists, by proving that given condition (23), there will always exists some $\eta^* > 0$, such that $\{\gamma_i^*\}_{i=1}^{\infty}$ defined in equation (69) have summation equals to one.

First we want to prove that condition (23) implies $\log b_i/|h_i(\eta)^2| = o(1)$ for all $\eta > 0$. Note that

$$h_i(\eta) = \frac{1}{\mu_{A_i}} \log(1/\pi_{A_i}) + \frac{1}{\mu_{A_i}} \log \eta + \frac{\mu_{A_i}}{2} = h_i(1) \left(1 + \frac{\log \eta}{\log 1/\pi_{A_i} + \frac{\mu_{A_i}^2}{2}} \right) := h_i(1)(1 + g_i(\eta)). \quad (70)$$

The argument is obvious for $\eta > 1$, since $\mu_{A_i} > 0$ for any i , therefore $\log b_i/|h_i(\eta)^2| < \log b_i/|h_i(1)^2|$. For the case $0 < \eta < 1$, we consider the following. Condition (23) implies that

$$\lim_{i \rightarrow \infty} h_i(1) = \infty. \quad (71)$$

From the expression of $h_i(\eta)$ in equation (70), result (71) indicates at least one of the following is true:

$$\lim_{i \rightarrow \infty} \mu_{A_i} = \infty, \quad \lim_{i \rightarrow \infty} \log(1/\pi_{A_i})/\mu_{A_i} = \infty. \quad (72)$$

If μ_{A_i} goes to infinity, then obviously $g_i(\eta)$ in equation (70) goes to zero; If μ_{A_i} is upper bounded, then π_{A_i} must go to zero from equation (72), which leads to $g_i(\eta)$ goes to zero as well; If $\{\mu_{A_i}\}_{i=1}^{\infty}$ is neither of the above two cases,

then it must has a subsequence $\{\mu_{A_{i_k}}\}_{k=1}^{\infty}$ that goes to infinite, and is finite for the rest terms, since we require it to be lower bounded by some positive constant. Therefore, π_{A_i} goes to zero for $i \neq i_k$, and thus $g_i(\eta)$ goes to zero for $i \neq i_k$. At the same time we also have $g_{i_k}(\eta)$ goes to zero, since $\mu_{A_{i_k}}$ goes to zero. Therefore, we have $g_i(\eta)$ always goes to zero for any $\eta > 0$, which indicates $h_i(\eta) = O(h_i(1))$ for any $\eta > 0$, and consequently

$$\log b_i/|h_i(\eta)^2| = o(1), \quad \text{for all } \eta > 0. \quad (73)$$

Equation (73) indicates there exists $N \in \mathbb{N}$, such that for any $i > N$ we have that

$$\Phi(-h_i(\eta)) \leq c \exp(-h_i(1)^2/2) \leq c \exp(-\log b_i) = \frac{c}{b_i},$$

where c is some positive constant. Therefore, we have that, for all $\eta > 0$,

$$\sum_{i=1}^{\infty} y_i(\eta) := \frac{1}{\alpha} \sum_{i=1}^{\infty} \Phi(-h_i(\eta)) \leq \frac{1}{\alpha} \left(\sum_{i=1}^N \Phi(-h_i(\eta)) + c \sum_{i>N} \frac{1}{b_i} \right) < \infty.$$

Since h_i is an continuous increasing function with regard η for all i , we have that $\sum_{i=1}^{\infty} y_i$ is a continuous decreasing function with regard η . Additionally, note that $h_i(0) = -\infty$, and $h_i(\infty) = \infty$, which implies $y_i(0) = 1/\alpha$ and $y_i(\infty) = 0$. Therefore, $\sum_{i=1}^{\infty} y_i$ is a one to one mapping from $(0, \infty)$ to $(0, \infty)$. Since $\alpha < 1$, so there must exist some $\eta^* > 0$, such that $\sum_{i=1}^{\infty} y_i(\eta^*) = 1 \in (0, \infty)$. Hence we finished proving that, under condition (23), there always exists a valid η^* such that the optimal sequeunce $\{\gamma_i^*\}_{i=1}^{\infty}$ where $\gamma_i^* = y_i(\eta^*)$ for all i sums to one.

Appendix G Proof of Proposition 6

We prove this proposition using the similar techniques in the proof of theorems in Section 3, and the following Lemma 3 that comes from the positive association property of independent random variable introduced in [25].

Lemma 3. *Let X_1, X_2, \dots be a sequence of independent random variables, then for any non-negative functions $\{g_j(X_1, X_2, \dots)\}_{j=1}^{\infty}$ that each g_j is either nondecreasing or nonincreasing in each X_i , we have*

$$\mathbb{E} \left[\prod_{j=1}^{\infty} g_j(X_1, X_2, \dots) \right] \geq \prod_{j=1}^{\infty} \mathbb{E} [g_j(X_1, X_2, \dots)].$$

Recall the definitions in and right after equation (9), and that V is the number of false discoveries. As for the proof for FWER control of adaptive-Sidak, since the hypotheses are independent with each other, therefore the probability of no false discovery among all infinite decisions is

$$\begin{aligned} \Pr\{V = 0\} &= \mathbb{E} \left[\prod_{i \in \mathcal{H}_0} \mathbb{1}_{P_i > \alpha_i} \right] \stackrel{(i)}{\geq} \prod_{i \in \mathcal{H}_0} \mathbb{E} [\mathbb{1}_{P_i > \alpha_i}] = \prod_{i \in \mathcal{H}_0} \mathbb{E} [\mathbb{E} [\mathbb{1}_{P_i > \alpha_i} \mid \mathcal{F}^{i-1}]] \\ &\geq \prod_{i \in \mathcal{H}_0} \mathbb{E} [(1 - \alpha_i)] = \prod_{i \in \mathcal{H}_0} \mathbb{E} [(1 - \alpha)^{\beta_i}] \stackrel{(ii)}{\geq} \prod_{i \in \mathcal{H}_0} (1 - \alpha)^{\mathbb{E}[\beta_i]} \stackrel{(iii)}{\geq} \prod_{i \in \mathcal{H}_0} (1 - \alpha)^{\mathbb{E} \left[\beta_i \mathbb{E} \left[\frac{\mathbb{1}_{P_i \geq \lambda_i}}{1 - \lambda_i} \mid \mathcal{F}^{i-1} \right] \right]} \\ &\stackrel{(iv)}{=} (1 - \alpha)^{\mathbb{E}[\sum_{i \in \mathcal{H}_0 \setminus \mathcal{C}} \beta_i / (1 - \lambda_i)]} \stackrel{(v)}{\geq} 1 - \alpha, \end{aligned}$$

where (i) uses Lemma 3, (ii) and (iii) is obtained using Jensen inequality and (iv) is obtained using the predictability of λ_i and β_i , and the law of iterated expectation; (v) is true since $\sum_{i \in \mathcal{H}_0 \setminus \mathcal{C}} \beta_i / (1 - \lambda_i) \leq 1$ and that $1 - \alpha < 1$. Hence, the probability of at least one false discovery (i.e. FWER) is at most α .

When we additionally have that the null p -values are uniformly conservative as defined in equation (2), then the

probability of no false discovery among all infinite decisions for Discard-Sidak given tested set \mathcal{S} is:

$$\begin{aligned} \Pr\{V = 0 \mid \mathcal{S}\} &= \mathbb{E} \left[\prod_{i \in \mathcal{H}_0 \cap \mathcal{S}} \mathbb{1}_{P_i > \alpha_i} \mid \mathcal{S} \right] = \mathbb{E} \left[\mathbb{E} \left[\prod_{i \in \mathcal{H}_0 \cap \mathcal{S}} \mathbb{1}_{P_i > \alpha_i} \mid \mathcal{F}^{i-1}, \mathcal{S} \right] \mid \mathcal{S} \right] \\ &\stackrel{(i)}{\geq} \mathbb{E} \left[\prod_{i \in \mathcal{H}_0 \cap \mathcal{S}} (1 - \alpha_i / \tau_i) \mid \mathcal{S} \right] = \mathbb{E} \left[\prod_{i \in \mathcal{H}_0 \cap \mathcal{S}} (1 - \alpha)^{\beta_i} \mid \mathcal{S} \right] \\ &\stackrel{(ii)}{\geq} (1 - \alpha)^{\mathbb{E}[\sum_{i \in \mathcal{H}_0 \cap \mathcal{S}} \beta_i \mid \mathcal{S}]} \stackrel{(iii)}{\geq} (1 - \alpha) \end{aligned}$$

where (i) is obtained using the uniformly conservative property of nulls, and the fact that the p -values are independent with each other, (ii) is obtained using Jensen inequality, and (iii) is true since $\sum_{i \in \mathcal{H}_0 \cap \mathcal{S}} \beta_i \leq 1$ and that $1 - \alpha < 1$. Hence, the probability of at least one false discovery (i.e. FWER) is at most α . Therefore, we proved the FWER control for Discard Sidak.

As for the proof for FWER control of ADDIS-Sidak, we use the similar techniques as above and write the probability of no false discovery among all infinite decisions given tested set \mathcal{S} as:

$$\begin{aligned} \Pr\{V = 0 \mid \mathcal{S}\} &= \mathbb{E} \left[\prod_{i \in \mathcal{H}_0 \cap \mathcal{S}} \mathbb{1}_{P_i > \alpha_i} \mid \mathcal{S} \right] = \mathbb{E} \left[\mathbb{E} \left[\prod_{i \in \mathcal{H}_0 \cap \mathcal{S}} \mathbb{1}_{P_i > \alpha_i} \mid \mathcal{F}^{i-1}, \mathcal{S} \right] \mid \mathcal{S} \right] \\ &\stackrel{(i)}{\geq} \mathbb{E} \left[\prod_{i \in \mathcal{H}_0 \cap \mathcal{S}} (1 - \alpha_i / \tau_i) \mid \mathcal{S} \right] = \mathbb{E} \left[\prod_{i \in \mathcal{H}_0 \cap \mathcal{S}} (1 - \alpha)^{\beta_i} \mid \mathcal{S} \right] \\ &= \mathbb{E} \left[(1 - \alpha)^{\sum_{i \in \mathcal{H}_0 \cap \mathcal{S}} \beta_i} \mid \mathcal{S} \right] \stackrel{(ii)}{\geq} (1 - \alpha)^{\mathbb{E}[\sum_{i \in \mathcal{H}_0 \cap \mathcal{S}} \beta_i \mid \mathcal{S}]} \\ &\stackrel{(iii)}{\geq} (1 - \alpha)^{\mathbb{E}[\sum_{i \in \mathcal{H}_0 \cap \mathcal{S}} \beta_i \mathbb{E}[\mathbb{1}_{P_i \geq \lambda_i / (1 - \lambda_i)} \mid \mathcal{F}^{i-1}, \mathcal{S}] \mid \mathcal{S}]} \\ &= (1 - \alpha)^{\mathbb{E}[\sum_{i \in \mathcal{H}_0 \cap \mathcal{S} \setminus \mathcal{C}} \beta_i / (1 - \lambda_i) \mid \mathcal{S}]} \stackrel{(iv)}{\geq} (1 - \alpha) \end{aligned}$$

where (i) is obtained using Lemma 3, and the uniformly conservative property of nulls, and the fact that the p -values are independent with each other, (ii) is obtained using Jensen inequality, and (iii) is obtained using the predictability of λ_i , τ_i and β_i , and the law of iterated expectation; finally (iv) is true since $\sum_{i \in \mathcal{H}_0 \cap \mathcal{S} \setminus \mathcal{C}} \beta_i \leq 1$ and that $1 - \alpha < 1$. Hence, the probability of at least one false discovery (i.e. FWER) is at most α . Therefore, we prove the FWER control argument for ADDIS-Sidak.

In the end, as for the proof for FWER control of Discard-Fallback-1, let $\mathcal{H}_0 \cap \mathcal{S} = \{j_1, j_2, \dots\}$ be the possibly infinite sequence of null indices. Then, given \mathcal{S} , the event of making a false discovery is given by

$$\{P_{j_1} \leq \alpha_{j_1}\} \cup \{P_{j_1} > \alpha_{j_1}, P_{j_2} \leq \alpha_{j_2}\} \cup \{P_{j_1} > \alpha_{j_1}, \dots, P_{j_k} > \alpha_{j_k}, P_{j_{k+1}} \leq \alpha_{j_{k+1}}\} \cup \dots$$

Using a union bound, we have:

$$\begin{aligned} \Pr\{V \geq 1 \mid \mathcal{S}\} &\leq \sum_{k \geq 0} \Pr\{P_{j_1} > \alpha_{j_1}, \dots, P_{j_k} > \alpha_{j_k}, P_{j_{k+1}} \leq \alpha_{j_{k+1}} \mid \mathcal{S}\} \\ &\leq \sum_{k \geq 0} \Pr\{P_{j_{k+1}} \leq \alpha_{j_{k+1}} \mid P_{j_1} > \alpha_{j_1}, \dots, P_{j_k} > \alpha_{j_k}, \mathcal{S}\} \\ &\stackrel{(i)}{=} \sum_{k \geq 0} \Pr\{P_{j_{k+1}} \leq \alpha_{j_{k+1}} \mid \mathcal{S}\} \leq \sum_{k \geq 0} \alpha_{j_{k+1}} / \tau \\ &\stackrel{(ii)}{\leq} \sum_{k \geq 0} \sum_{\sum_{u \leq j_{k+1}} S_u \leq v \leq \sum_{u \leq j_{k+1}} S_u} \gamma_v \stackrel{(iii)}{\leq} \alpha. \end{aligned}$$

where equality (i) is true since the null p -values are independent with each other, and inequality (ii) is true because each term in the sum is the largest possible value that $\alpha_{j_{k+1}}$ can take when $R_{j_k} = 0$, and independence between

the nulls means that the relevant conditional distribution of $P_{j_{k+1}}$ is still stochastically larger than uniform. Then, inequality (iii) follows because each γ_v appears at most once in the sum. Therefore, we have:

$$\text{FWER} = \Pr\{V \geq 1\} \leq \alpha,$$

which complete the proof for FWER control of Discard-Fallback-1.