

Exact and/or Fast Nearest Neighbors

Matthew Francis-Landau, Benjamin Van Durme

Johns Hopkins, Department of Computer Science
 {mfl,vandurme}@cs.jhu.edu

Abstract

Prior methods for retrieval of nearest neighbors in high dimensions are fast and approximate—providing probabilistic guarantees of returning the correct answer—or slow and exact performing an exhaustive search. We present *Certified Cosine* (C_2), a novel approach to nearest-neighbors which takes advantage of structure present in the cosine similarity distance metric to offer *certificates*. When a certificate is constructed, it guarantees that the nearest neighbor set is correct, possibly avoiding an exhaustive search. C_2 's certificates work with high dimensional data and outperforms previous exact nearest neighbor methods on these datasets.

1 Introduction

Abstractly, the nearest neighbor problem is defined as given a query $q \in \mathbb{R}^n$, find the *nearest* vector $v_i \in \mathcal{V}$ from a discrete set of points according to a distance function $d(x, y)$ ($\arg\min_{v_i} d(q, v_i)$). Nearest neighbors occurs frequently as a subproblem in document retrieval (Miller et al. 2016), image search (Johnson, Douze, and Jégou 2017) and language modeling/generation (Bengio et al. 2003; Sugawara, Kobayashi, and Iwasaki 2016). Because \mathcal{V} is often very large, the time spent searching \mathcal{V} dominates the time to evaluate and train a machine learning model. Hence, this has motivated the development of *fast* nearest neighbor methods.

1.1 Prior Nearest Neighbor Methods

Prior fast nearest neighbor (NN) methods fall into two main categories: *exact* and *approximate*. Exact methods, such as KD-trees (Bentley 1975), VP-tree (Yianilos 1993) and cover-trees (Beygelzimer, Kakade, and Langford 2006), only work well in low dimensional settings (such as graphics with 3-dimensions). These methods work by first building an index in the form of a tree data structure which at every level will split the data according to some separating hyperplane. The separating hyperplane may be chosen according to the standard basis such as in KD-trees or a radial basis as in VP-trees. When searching for the nearest neighbor of q , these methods first locate an initial guess \hat{v} by greedily searching their tree index. Using \hat{v} , these methods will

search branches which *might* contain a better neighbor $\|v_i - q\| \leq \|\hat{v} - q\|$ and prune any branch of the tree that provably does not contain anything better than \hat{v} (Bentley 1975; Beygelzimer, Kakade, and Langford 2006; Yianilos 1993; Ciaccia, Patella, and Zezula 1997; Chen et al. 2018).

The difficulty with these exact methods in high dimensional settings—such as used with machine learning methods—is that clustering of vectors into different branches is incapable of eliminating regions of the search space. Essentially, the distance between the *nearest* neighbor and the *furthest* neighbor vanishes making it impossible to prune branches of the search tree¹ (Beyer et al. 1999).

Being unable to prune branches of a search tree has motivated the development of many *approximate* nearest neighbor (ANN) methods for working with high dimensional data. Instead, these methods search/prune the space *probabilistically*. Generally, these methods have an ϵ parameter to trade-off the recall against the runtime and storage complexity (E.g. $P(\hat{v} = v^*) \geq 1 - \epsilon$ with a runtime of $O(\epsilon^{-O(1)})$). The exact details for how search is performed and how the parameter ϵ integrates varies significantly between different ANN methods. One common approach has been to use random projections to a lower-dimensional space, such as used by Locality Sensitive Hashing (LSH) and its derivatives (Indyk and Motwani 1998; Charikar 2002; Johnson, Douze, and Jégou 2017; Muja and Lowe 2009; Li and Malik 2017; Kula 2016). With methods like LSH, vectors \mathcal{V} are partitioned into “hashed buckets.” When searching, the probability that a bucket contains the nearest neighbor can be computed by comparing hashing difference between the bucket and the query q . This, in turn, is used to bound the probability that the nearest neighbor is not found. However, if an application requires that the *exact* nearest neighbors ($\epsilon = 0$), then bounding the probability of not finding v^* does not work. In the exact case, these methods require searching *all* buckets and achieve no speedup.

Another class of approximate methods is based on the *K-nearest neighbor graph* (KNNG) (Arya and Mount 1993; Sebastian and Kimia 2002). A KNNG represents all vectors $v_i \in \mathcal{V}$ as vertices in the graph. Edges of the KNNG corre-

Source code available at:
github.com/matthewfl/certified-cosine

¹Colloquially this problem of vanishing distances between different neighbors is known as the *curse of dimensionality*.

spond with the k -nearest neighbors for every vector which is computed once during preprocessing. During search, regions that are *near* to the query q are prioritized using a queue and searching is cut off heuristically (Boytsov and Naidan 2013; Dong, Moses, and Li 2011; Iwasaki 2016; Iwasaki and Miyazaki 2018; Johnson, Douze, and Jégou 2017; Muja and Lowe 2009; Hajebi et al. 2011; Baranchuk, Babenko, and Malkov 2018; Malkov and Yashunin 2016; Malkov et al. 2014). KNNG based methods tend to perform better than tree-based and bucketing search procedures on dense learned embeddings, as we study in this paper. Unfortunately, KNNG search methods usually do not provide a formal *proof* for the quality of the return results. These methods still include a tunable parameter ϵ to control stopping heuristics which trade-off recall and runtime. KNNG methods, like bucketing methods, are unable to be provable *exact* without having to search the entire nearest neighbor graph.

1.2 Certified Cosine (C_2)

In this paper we introduce *Certified Cosine* (C_2), a novel approach for generating *certificates* for fast nearest neighbor methods. C_2 builds on prior KNNG based ANN techniques to search for nearest neighbors. However, unlike prior probabilistic and heuristic approaches, C_2 constructs a **certificate** which guarantees that the nearest neighbor returned is 100% correct ($\epsilon = 0$). This allows for C_2 to be *exact* and *fast* when a certificate is successfully constructed. Unfortunately, certificates can not always be efficiently constructed. In this case, depending on the needs of an application, a user of C_2 can choose to either use the current best guess \hat{v} —which is akin to current ANN methods—or request that the result is exact and perform a linear scan over all vectors.

In section §2, we begin by defining equivalent definitions of what it means to be the nearest neighbor, which can then be used to construct a certificate. In section §3, we discuss exactly how we implement our certification strategy such that it is tractable to process while simultaneously performing a fast nearest neighbor search. Finally, in section §5, we demonstrate that the additional overhead introduced by our certification processes is manageable and that C_2 achieves query runtime performance that is comparable to the current state-of-the-art approximate nearest neighbor methods.

2 Definition of 1-Nearest Neighbor

Here we introduce the major definitions that we will use throughout this paper. Given that C_2 builds on the KNNG, we adopt similar terminology to Sebastian and Kimia (2002) and NGT (Iwasaki 2016; Iwasaki and Miyazaki 2018) as both of these use the an *exact* KNNG in their search procedure as we do here.

We will explain C_2 as searching for and certifying the 1-*nearest neighbor* for ease of presentation. However note, C_2 can be easily generalized to the certify top- k nearest neighbor set.²

We start by defining the **query** $q \in \mathbb{R}_{\|\cdot\|=1}^n$ as the target vector and our dataset $\mathcal{V} \subset \mathbb{R}_{\|\cdot\|=1}^n$ as a set of discrete

vectors $v_i \in \mathcal{V}$ in our vector space. For convenience, we additionally define v^* as the **true 1-nearest neighbor** ($v^* := \operatorname{argmin}_{v_i \in \mathcal{V}} d(v_i, q)$). For reasons that will become apparent, our method’s **distance function** is specific to cosine similarity $d(x, y) = 1 - \cosine(x, y)$.³ Given that our distance metric is cosine similarity, we will assume that all vectors are unit norm, which allows us to write cosine similarity as an inner product between two vectors ($\cosine(x, y) = x^T y$).

$$v^* := \operatorname{argmin}_{v_i \in \mathcal{V}} 1 - \cosine(v_i, q) \equiv \operatorname{argmax}_{v_i \in \mathcal{V}} v_i^T q \quad (1)$$

Our search index is based on an exact **K nearest neighbor graph (KNNG)** (Arya and Mount 1993; Sebastian and Kimia 2002) $G = (\mathcal{V}, \Gamma)$. KNNG is a directed graph with vertices being the vectors from the original dataset \mathcal{V} and edges Γ being the top- k nearest neighbor to a vertex according to our distance metric, cosine similarity. The KNNG is constructed once during a preprocessing phase and then reused for every query requiring $O(nk)$ to store, as is typical with ANN methods. We denote the edge set of each vertex as Γ_i which contains the k nearest neighbors. The choice of k impacts the *success* rate of constructing certificates vs. storage and search efficiency.

For certification, we additionally define the **neighborhood** around a point and its associated size b_i . A neighborhood is constructed such that we know for certain that all vertices within a distance b_i are contained in the neighborhood:

$$\forall v_j \in \mathcal{V}, \quad v_i^T v_j \geq b_i \implies v_j \in \Gamma_i. \quad (2)$$

This, in turn, lets us define a ball of size b_i centered at v_i that is entirely contained inside of the neighborhood and thus can serve as a compact *summary* of v_i ’s edge set: $\bar{\mathcal{B}}_{b_i}(v_i) \cap \mathcal{V} \subseteq \Gamma_i$.⁴ Observe, given that Γ_i is constructed via an exact KNNG, b_i simply becomes the distance of the k^{th} nearest neighbor as show in figure 2.

We further define \hat{v} as our current **best guess** and \mathcal{N}_{v_i} as the **query’s neighborhood** parameterized by some v_i as $\mathcal{N}_{v_i} := \mathcal{B}_{v_i^T q}(q)$ (Figure 1). Observe, when $\mathcal{N}_{\hat{v}}$ is parameterized by the current best guess, it represents the space that *might* contain better v_i . Only in the case that \mathcal{N}_{v_i} is parameterized by the *true* 1-nearest neighbor, will its intersection with the vertices be empty:

$$\mathcal{N}_{\hat{v}} \cap \mathcal{V} = \emptyset \iff \hat{v} = v^*. \quad (3)$$

² To prove the top- k nearest neighbors note, our definition (to follow) of $\mathcal{N}_{\hat{v}}$ only requires that we know the distance between our current best guess \hat{v} and the query q . As such, to prove the top- k nearest neighbors, we instead check the entire region of $\mathcal{N}_{v^{(k)}}$ contains exactly $k - 1$ vectors rather than being an empty set, $|\mathcal{N}_{v^{(k)}} \cap \mathcal{V}| = k - 1$. This, in turn, means that there can not be a better vector located within this region that we have observed (and included in the top- k).

³ It is possible to preprocess the data such that Euclidean ($\operatorname{argmin} \|v_i - q\|$) or maximal inner product ($\operatorname{argmax} v_i^T q$) can be converted to cosine and used as the distance metric as shown in Bachrach et al. (2014).

⁴ The ball \mathcal{B} here is defined as usual, but we use the cosine distance: $\bar{\mathcal{B}}_r(v) := \{x \in \mathbb{R}_{\|\cdot\|=1}^n : v^T x \geq r\}$ and $\mathcal{B}_r(v) := \{x \in \mathbb{R}_{\|\cdot\|=1}^n : v^T x > r\}$.

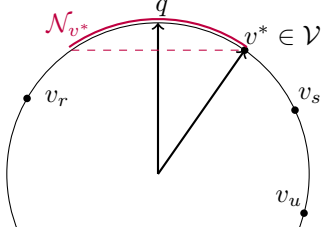


Figure 1: The query’s neighborhood \mathcal{N}_{v^*} of q defined as $\mathcal{N}_{v^*} := \{x \in \mathbb{R}_{\|\cdot\|=1}^n : q^T x > q^T v^*\}$ when intersected with the dataset \mathcal{V} contains no points as there is nothing better than v^* .

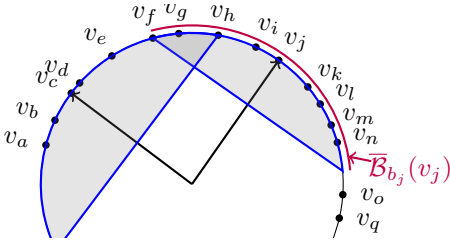


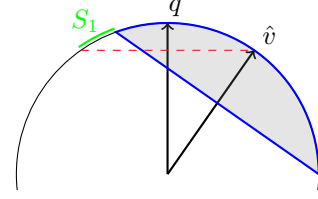
Figure 2: Neighborhoods of v_c and v_j constructed during preprocessing with all points with cosine $\geq b_c, b_j$ are contained. $b_c = v_h^T v_c$, $b_j = v_f^T v_j$, $\Gamma_c = \{a, b, d, e, f, g, h\}$, $\Gamma_j = \{f, g, h, i, k, l, m, n\}$.

2.1 What are Certificates?

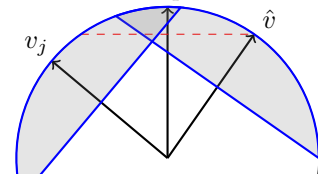
A certificate needs to guarantee that $\hat{v} = v^*$, which means that we need some way to check this statement or an equivalent statement. Equation (3) introduced an equivalence between checking for an empty set intersection and constructing a certificate for \hat{v} . The question remains *how* to efficiently check this intersection is empty. A simple strategy would be to perform a linear scan over all of \mathcal{V} . Given that \mathcal{V} is a discrete set, this is tractable. However, a linear scan over all of the data is exactly what we are trying to avoid as a *fast* NN method.

Rather, we are going to start with the *assumption* that $\hat{v} = v^*$ and will search for counterexamples to this assumption. A certificate is then the case where we have proven that a counterexample can not exist. To identify where a counterexample $v' \in \mathcal{V}$ *might* exist, we define the **unchecked region** (Figure 3) starting with $S_0 := \mathcal{N}_{\hat{v}}$ with successive unchecked regions shrinking, $S_t \subseteq S_{t-1}$. We will momentarily define how we shrink S_t . Now, if \hat{v} is *not* the true 1-nearest neighbor, then there must exist a $v' \in S_t \cap \mathcal{V}$ as a counterexample. As such, once we prove that $S_t = \emptyset$, then it is impossible for there to exist $v' \in S_t$ in which case \hat{v} must be the true 1-nearest neighbor.

To construct successive smaller unchecked regions, we only have to check the difference $S_{t-1} - S_t$ which we are removing at every step from S_{t-1} . This follows from a short



(a) First, \hat{v} located that is near the query point q . It is insufficient to prove that we have found the nearest neighbor as S_1 is non-empty indicating that there is some space where a better neighbor may lie.



(b) v_j completes the proof that \hat{v} (the first point that we located) is the nearest neighbor. $S_2 = \emptyset$ which indicates that we have checked everywhere a better 1-nearest neighbor might lie.

Figure 3: Successful proof that \hat{v} is the 1-nearest neighbor to q requiring two steps before we have checked *all* of the space where a better neighbor might lie.

proof on the sequence S_t :

$$\begin{aligned} S_t = \emptyset &\implies S_t \cap \mathcal{V} = S_{t-1} \cap \mathcal{V} = \dots = S_0 \cap \mathcal{V} = \emptyset \\ &\equiv \mathcal{N}_{\hat{v}} \cap \mathcal{V} = \emptyset \iff \hat{v} = v^* \end{aligned} \quad (4)$$

Where this chain of equalities follows from equation (5) where we restrict the region that we are checking to \mathcal{V} and thus only have discrete points that need to be checked.

$$\mathcal{V} \cap (S_{t-1} - S_t) = \emptyset \iff \neg \exists v' \in \mathcal{V} \text{ s.t. } v' \in S_{t-1} - S_t. \quad (5)$$

When checking $\mathcal{V} \cap (S_{t-1} - S_t)$, if we find v' then that implies a contradiction with the original assumption $\hat{v} = v^*$.

$$\begin{aligned} \exists v' \in \mathcal{V} \text{ s.t. } v' \in S_{t-1} - S_t &\implies v' \in S_0 \cap \mathcal{V} \\ &\equiv v' \in \mathcal{N}_{\hat{v}} \cap \mathcal{V} \implies \hat{v} \neq v^* \quad \square \end{aligned} \quad (6)$$

Procedurally, when finding $v' \in \mathcal{V} \cap S_t$ \mathbf{C}_2 restarts the certification process using v' as the new guess for the 1-nearest neighbor ($\hat{v} \leftarrow v'$).

To check only this subset $\mathcal{V} \cap (S_{t-1} - S_t)$ without having to scan all of \mathcal{V} , we make use of the KNNG and the fact that we have preprocessed the neighborhood around every vertex in the graph. Essentially, for some v_j that is selected during \mathbf{C}_2 ’s search procedure, we will have $S_{t-1} - S_t \subseteq \bar{B}_{b_j}(v_j)$. Thus, we can check the neighborhood of v_j to mark this area as checked $(S_{t-1} - S_t) \cap \mathcal{V} \subseteq \Gamma_j$. Checking Γ_j is easy since it is a small set of size k for which we can check all vectors referenced.

All that we need now to complete \mathbf{C}_2 ’s certification process is an efficient way to track S_t and identify when this set is empty.

3 Tracking the Unchecked Region S_t

Our eventual goal is to prove $S_t = \emptyset$ as that indicates that a certificate has been successfully constructed. To make

this tractable, we essentially want a compact *summary* of where we have searched. Now, when searching for the nearest neighbor, once we have checked all of the vectors referenced in a neighbor set Γ_i , then we know that we have fully searched the neighborhood around v_i (equation (2)). This in turn means that we can summarize the searched area as: $\{x : x^T v_i \geq b_i\}$. This follows from the fact that we are using cosine similarity as our distance metric which allows us to represent the distance using an inner product (equation (1)), and that we know that all vectors within distance b_i of v_i must be contained within Γ_i .

To make this more concrete, we define a **constraint store** \mathcal{C} , which tracks the regions that is still unchecked. Anytime that we have completed processing the neighborhood Γ_j , we add the constraint $\mathcal{C}_t \leftarrow \mathcal{C}_{t-1} \cup \{\{x : x^T v_i \leq b_i\}\}$, which represents the area that we have not checked. We can now track S_t as the intersection of \mathcal{C} and the subspace $\mathbb{R}^n_{\|x\|=1}$ as follows:

$$S_t = \{x : \|x\| = 1\} \cap \{x : x^T q \geq q^T \hat{v}\} \cap \left(\bigcap_{\{x : x^T v_i \leq b_i\} \in \mathcal{C}_t} \{x : x^T v_i \leq b_i\} \right) \quad (7)$$

We can easily handle most of these constraints, as q and v_i are constants, which makes these linear constraints. However, the surface of the sphere, $\|x\| = 1$, is non-convex and thus requires special handling. To actually implement checking if S_t is empty, we employ a number of different strategies to check and relaxations of the above non-convex relaxations that we will cover in the next sections.

3.1 Single Point Certificate

First, the easiest case is where we can prove that $S_1 = \emptyset$ with a by searching a single neighborhood. This occurs when the distance between the query q and v_i is sufficiently close. Then, it is possible that the query neighborhood will be completely contained inside of neighborhood of v_i as shown in figure 4 ($\mathcal{N}_{\hat{v}} \subseteq \bar{\mathcal{B}}_{b_i}(v_i)$). The check for this case is simply $\cos^{-1}(q^T \hat{v}) + \cos^{-1}(q^T v_i) < \cos^{-1}(b_i)$ where we check if the angle between v_i and q plus the angle defining the query neighborhood for certification ($\cos^{-1}(q^T \hat{v})$) fits inside of the angle that corresponds with v_i 's neighborhood size ($\cos^{-1}(b_i)$).

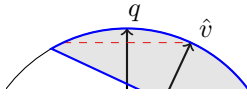


Figure 4: Single point certificate, $\mathcal{N}_{\hat{v}}$ is entirely contained inside $\bar{\mathcal{B}}_{b_i}(\hat{v})$.

3.2 Convex Relaxation

Our main goal is to determine if S_t is empty. If we are unable to do that with the single point certificate, then we have to use multiple points to determine if S_t is empty. Our general approach is to identify a counterexample to the claim that $S_t = \emptyset$ by finding a $x \in S_t$. If we have a *complete* method

that only fails to find $x \in S_t$ if and only if $S_t = \emptyset$ then we can use failure to locate x as the certificate.

Unfortunately, it is in general difficult to directly locate $x \in S_t$ as it is non-convex and potentially not even connected due to constraint $\|x\| = 1$. Instead, we use a convex relaxation of S_t by including the inside of the unit ball $\|x\| \leq 1$. With all convex constraints, this problem is known as the *convex feasibility problem* where we are trying to determine if a set defined as the intersection of multiple convex sets is empty. This problem can be reduced to locating a point inside of the intersection of all of the sets (Bauschke and Borwein 1996). To solve this, we use alternating projection (Listing 1) as it has low overhead, is easy to implement, and provides guarantees of finding some point inside of the intersection if it is non-empty (Bauschke and Borwein 1993). We can additionally alter the order and frequency we check constraints for better efficiency. In the case that the intersection of constraints is empty (also implying $S_t = \emptyset$), then the sequence generated by alternating projection does not converge but rather oscillates between different points in the sets that we are intersecting. When we detect this case, we report that the intersection is empty and the certificate is complete (Line 9 in listing 1).

$$Proj_c(x) = x - v_i * \max(0, v_i^T x - b_i) \quad (8)$$

$$Proj_{\hat{v}}(x) = x + q * \max(0, q^T \hat{v} - q^T x) \quad (9)$$

$$Proj_{\|x\| \leq 1}(x) = \frac{x}{\max(\|x\|, 1)} \quad (10)$$

Listing 1 Alternating projection loops over all constraints until we identify a point in the intersection.

```

1: function SOLVEPROJECT( $x, \mathcal{C}$ )
2:                                     ▷ Returns  $\langle S_t \text{ is empty}, x \in \text{conv}(S_t) \rangle$ 
3:   for  $t \in 1, 2, 3, \dots$  :
4:      $x_o \leftarrow x$ 
5:     for  $c \in \mathcal{C} : x \leftarrow Proj_c(x)$                                      ▷ Eqn. (8)
6:      $x \leftarrow Proj_{x^T q \geq \hat{v}^T q}(x)$                                      ▷ Eqn. (9)
7:      $x \leftarrow Proj_{\|x\| \leq 1}(x)$                                        ▷ Eqn. (10)
8:     if  $x = x_o$  : return  $\langle \text{false}, x \rangle$ 
9:     if  $\|x - x_o\| > kc^t$  : return  $\langle \text{true}, \_ \rangle$ 

```

3.3 Linear Programming Relaxation

We can choose to relax S_t by removing the norm constraint, leaving only linear constraints. By choosing to use the original query q and maximize the objective $q^T x$ with the constraint $q^T x \leq 1$, we can be certain that we will find $x^T q \geq \hat{v}^T q$ if it exists. As such, if $x^T q < \hat{v}^T q$ then $S_t = \emptyset$ as $S_t \subset \{x : x^T q \geq \hat{v}^T q\}$ and by solving the linear programming relaxation, we can find a solution such that we are confident there is nothing better. Off the shelf simplex (B. Dantzig, Orden, and Wolfe 1955) solvers are optimized for large problems with many sparse constraints, whereas here we have a small number of dense constraints. In support of our experiments, we implement a custom solver optimized for this condition. By not enforcing

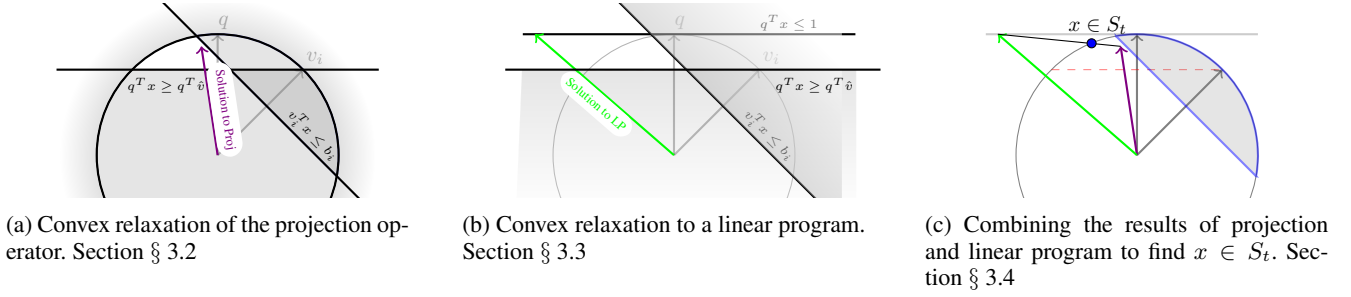


Figure 5: Converting S_t into two convex sets which we can find points inside. We can then find $x \in S_t$ by drawing a line through S_t and finding the point that has $\|x\| = 1$. The shaded regions represent what has been eliminated by our constraints \mathcal{C} .

$\|x\| \leq 1$ and using simplex, the solver usually locates a sparse solution that is far outside of the unit ball, figure 5b.

$$\begin{aligned} \max_{x \in \mathbb{R}^n} \quad & q^T x \\ & q^T x \leq 1 \\ \forall \{x : v_i^T x \leq b_i\} \in \mathcal{C}, \quad & v_i^T x \leq b_i \end{aligned} \quad (11)$$

3.4 Finding a Counterexample, $x \in S_t$

If we are merely interested in checking if S_t is empty, then using either the convex or linear programming relaxation is sufficient. However, when tracking if S_t is empty, we are also finding counterexamples in the convex relaxations. We can use these points (both outside and inside of the unit ball) to locate a point on the surface of the unit ball inside of the original non-convex S_t . We can further use these new points to retarget our search towards areas which we have not explored to avoid getting ourselves stuck in a dense, well-connected cluster (Section § 4). To do this, we can draw a line between the result from the projection method and the linear program to find the point along the line that has unit norm (Figure 5c and equation (12)).

$$x_{\in S_t} = x_{proj} + \frac{x_{lp} - x_{proj}}{\|x_{lp} - x_{proj}\|} * \sqrt{(1 - \|x_{proj}\|^2)(1 - \text{cosine}(x_{proj}, x_{lp})^2)} \quad (12)$$

4 Finding Good Guesses \hat{v}

\mathcal{C}_2 certification procedure requires that we first find a good guess \hat{v} before we can attempt certification. We employ techniques similar to other ANN KNNG based searched methods (Iwasaki and Miyazaki 2018; Iwasaki 2016; Dong, Moses, and Li 2011). In practice, \mathcal{C}_2 's ANN search procedure could be based on any ANN method, though using a KNNG for search allows us to reuse operations between searching and certification. \mathcal{C}_2 's search procedure, listing 2, uses a priority queue to track the current nearest unexplored neighbors. We initialize the priority queue with a single seed vector that is selected using LSH using the first m sign bits (Indyk and Motwani 1998; Charikar 2002). \mathcal{C}_2 eagerly jumps to the current best vector as it is located (listing 2 line 7). When a vertex's neighbor set Γ_i is fully explored,

\mathcal{C}_2 add v_i 's constraint to \mathcal{C} , in turn shrinking S_t . Tracking S_t also help the search procedure better target its efforts. By locating a $x \in S_t$, (e.g. $\text{argmax}_{x \in S_t} x^T q$), \mathcal{C}_2 re-prioritizes its search towards areas that are currently unexplored. This helps quickly find vertices which can help with constructing a certificate (listing 2 line 13). \mathcal{C}_2 only terminates its search when a certificate is successfully constructed or when a pre-specified budget has been exceeded.

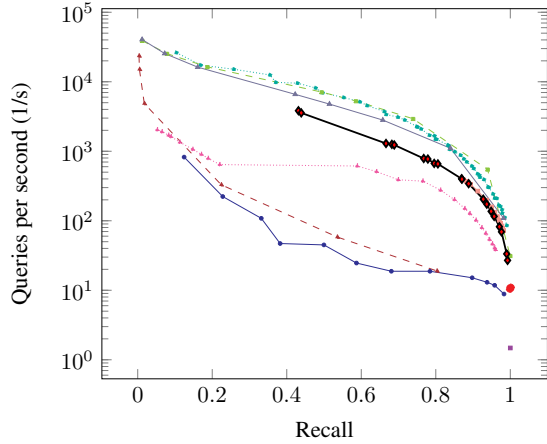
5 Experimental Results

To compare \mathcal{C}_2 , we use ANN-benchmark (ANNB) (Aumüller, Bernhardsson, and Faithfull 2018) as a standard testing framework. ANNB includes wrappers for existing state-of-the-art methods as well as standard test sets and hyperparameter configurations for running experiments. Except for KD-trees (Bentley 1975), ball trees (Yianilos 1993; Boytsov and Naidan 2013) and brute force linear scan, the prior work that we compare against only provides *probabilistic* guarantees of returning the correct answer. Figure 6 plots the runtime (queries per second) vs the recall of the top-10 nearest neighbors. To limit the maximum runtime, \mathcal{C}_2 has a tunable budget parameter (listing 2 line 6) which allows us to limit how many vertices \mathcal{C}_2 expands before returning the current best guess.

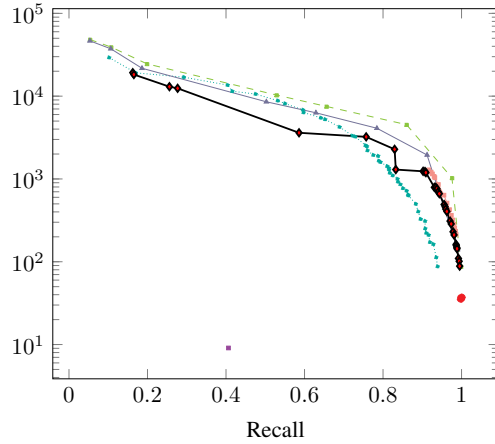
In figure 6a, \mathcal{C}_2 dominates the other exact methods. \mathcal{C}_2 run 3 to 30 times faster than Ball-trees (Yianilos 1993; Boytsov and Naidan 2013) for a similar recall. The linear scan using BLAS achieves 10.7 queries per second and KD-trees⁵ (Bentley 1975) achieves 1.5 queries per second both with 100% recall. \mathcal{C}_2 similarly achieved 26.9 queries per second at 99.2%. For these experiments, 99.2% was the maximum recall that \mathcal{C}_2 achieved. We did not require that \mathcal{C}_2 construct a certificate for all returned results rather using the best guess in the case that the budget was exceeded.

For the ANN methods that we compare against, NGT's (Iwasaki and Miyazaki 2018) search procedure is the closest to \mathcal{C}_2 's as it also uses an exact KNNG to as its primary search data structure. NGT, however, uses a stopping

⁵Note: KD-trees runtime performance on this dataset isn't uncharacteristic given this is a high dimensional and dense embeddings (Beyer et al. 1999). We primarily include KD-trees as it is the canonical baseline for exact NN methods.

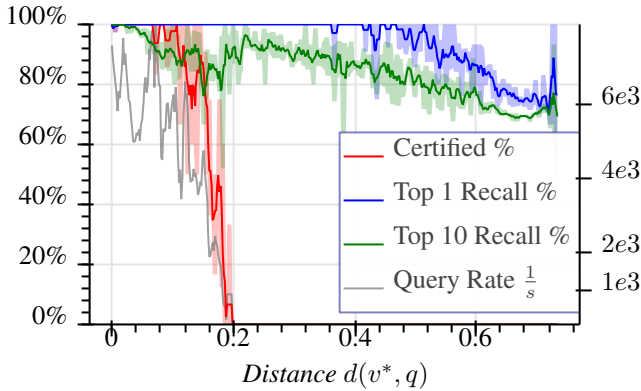
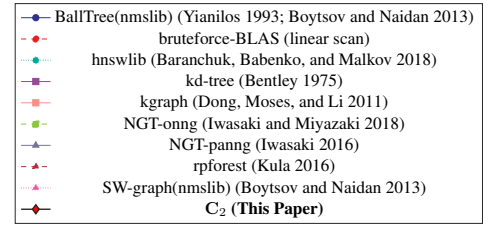


(a) GloVe (Pennington, Socher, and Manning 2014) 200 dim 1,183,514 entries

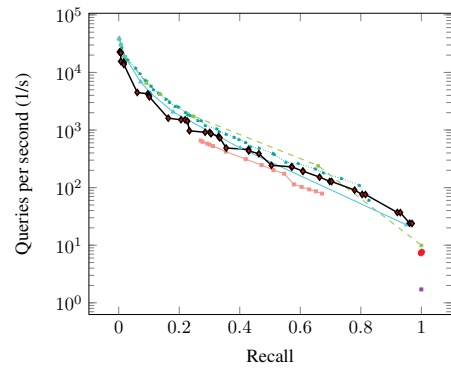


(b) NYTimes (Dua and Graff 2017) 256 dim 290,000 entries

Figure 6: Recall-Queries per second (1/s) tradeoff of top 10 - up and to the right is better. To sweep out C_2 's time vs. recall we adjust the budget of how many vertices we can expand ranging from 1000 to 50000. Plots generated by ANN-Benchmark (Aumüller, Bernhardsson, and Faithfull 2018). Experiments were run on an Intel E5-2667 v3.



(a) Rolling average recall and successful construction of a certificate over .001 sized buckets grouped by $d(v^*, q)$. Certification was of *only* of the top-1 nearest neighbor with a stopping criteria of either a successful certificate or a hard budget of expanding 50,000 vertices. Dataset is GloVe 200 dimension with 1,183,514 entries.



(b) Recall-Queries per second (1/s) tradeoff - up and to the right is better, GloVe 200 dim 1,183,514 entries. Queries generated by selecting a random v_i and computing $q = v_i + \mathcal{N}(0, \epsilon I)$ for $\epsilon \in [0, 1]$ uniformly. Legend in figure 6.

Figure 7: Here we experiment with queries of different distances from their nearest neighbor. The query distribution has a large impact on performance. The area of \mathcal{N}_{v^*} grows very quickly at a rate of $O(d(v^*, q)^{\frac{n}{2}+2})$ where n the dimension is generally between 100 and 1000 with this plot at $n = 200$.

Listing 2 Outline of our lookup procedure intermixed with constructing certificates. The point $x \in S_t$ is continuously adjusted to towards under-explored regions to better target search (Section § 4).

```

1: function LOOKUP( $q$ , budget)
2:   count  $\leftarrow$  0; certified  $\leftarrow$  false;  $x \leftarrow q$ 
3:    $E \leftarrow \{\}$  ▷ All processed vertices
4:    $Q \leftarrow \{\text{SEED}(x)\}$  ▷ Priority queue of unexpanded vertices ordered by  $x^T v$ 
5:    $C \leftarrow \{\}$  ▷ Set of constraints used for certification, Section § 3
6:   while  $|Q| > 0$  and count++ < budget and not certified :
7:      $v_j \leftarrow \text{argmax}_{v' \in Q} x^T v'$  ▷ Select the closest unfinished vertex from the priority queue
8:      $v_n \leftarrow \text{argmax}_{v' \in \Gamma_j - E} v_j^T v'$  ▷ Select next unprocessed neighbor from  $\Gamma_j$ 
9:      $E \leftarrow E \cup \{v_n\}$ ;  $Q \leftarrow Q \cup \{v_n\}$  ▷ Record expanded item and add to priority queue
10:    if  $\hat{v}^T q < v_n^T q$  :  $\hat{v} \leftarrow v_n$  ▷ Update  $\hat{v}$  with new 1 best located
11:    if  $\Gamma_j \subset E$  : ▷ Completed processing the entire neighbor set of  $v_j$ 
12:       $Q \leftarrow Q - \{v_j\}$ ;  $C \leftarrow C \cup \{x : x^T v_j \leq b_j\}$  ▷ Remove  $v_j$  from queue and add constraint for tracking  $S_t$ 
13:       $\langle x, \text{certified} \rangle \leftarrow \text{CONSTRUCTCERTIFICATE}(q, C, v_j, b_j)$  ▷ Try constructing certificate that  $S_t = \emptyset$  or find  $x \in S_t$ 
14:    return  $\langle \hat{v}, \text{certified} \rangle$  ▷ Return the best  $v_i$  found during searching
15: function CONSTRUCTCERTIFICATE( $q, C, v_j, b_j$ )
16:   if  $\cos^{-1}(v_j^T q) + \cos^{-1}(\hat{v}^T q) < \cos^{-1}(b_j)$  : return  $\langle -, \text{true} \rangle$  ▷ Section § 3.1
17:    $\langle x_{proj}, \text{emptyIntersection} \rangle \leftarrow \text{SOLVEPROJECT}(q, C)$  ▷ Section § 3.2 and listing 1
18:   if emptyIntersection : return  $\langle -, \text{true} \rangle$ 
19:   if  $x_{proj} / \|x_{proj}\| \in S_t$  : return  $\langle x_{proj} / \|x_{proj}\|, \text{false} \rangle$ 
20:    $x_{lp} \leftarrow \text{SOLVESIMPLEX}(q, C)$  ▷ Section § 3.3
21:   if  $x_{lp}^T q < \hat{v}^T q$  : return  $\langle -, \text{true} \rangle$ 
22:   if  $\|x_{lp}\| < 1$  : return  $\langle -, \text{false} \rangle$  ▷ Can not prove  $S_t = \emptyset$  and can not find  $x \in S_t$ 
23:    $x = x_{proj} + \frac{x_{lp} - x_{proj}}{\|x_{lp} - x_{proj}\|} \sqrt{(1 - \|x_{proj}\|^2)(1 - \text{cosine}(x_{proj}, x_{lp})^2)}$  ▷ Section § 3.4
24:   return  $\langle x, \text{false} \rangle$ 

```

heuristic which allows it to stop searching much earlier than C_2 and thus greatly benefits it when a lower recall is acceptable. With high recall ($> 99\%$) C_2 is 14% slower than NGT, likely due to NGT heuristic allowing it to stop earlier. For lower recall, $< 95\%$, other ANN are up to 3 times faster than C_2 .

These results with C_2 represent a significant improvement over previously available options for applications which require the exact NN set. The factor of 3 difference from SotA approximate methods also indicates that the ability to heuristically stop earlier is helpful for performance, though this does run counter to C_2 ability to generate certificates.

5.1 The Impact of $d(v^*, q)$ on Performance

We observe that the distance between the query q and the 1-nearest neighbor v^* has a significant impact on certification success and runtime performance, as shown in figure 7. The impact of $d(v^*, q)$ is an interesting metric to study as it correlates with the *entropy* of a query. A low entropy query would have a small distance from its nearest neighbor (hence a distribution over \mathcal{V} is peaked at its 1-nearest neighbor). In figure 7b, we kept the same underlying data as figure 6a but change the distribution of queries. Now, with more lower entropy queries—as we might expect from a well trained model— C_2 outperforms all other ANN methods for high recall. C_2 certification ability allows it to stop earlier than

the heuristics in these cases as it *knows* for certain that it has located the correct nearest neighbors.

6 Conclusion

We introduced *Certified Cosine* (C_2), a novel approach for certifying the correctness of the nearest neighbor set. To our knowledge, this is the first time that a (sometimes) exact method has been demonstrated to work well on high dimensional dense learned embeddings. While constructing a certificate is not always feasible, we believe that this approach can help in situations which require correctness and are currently utilizing linear scans. Additionally, we have demonstrated that it is possible to use powerful constraint solvers (sections 3.2 and 3.3) inside of a nearest neighbor lookup while still being competitive. Future work may consider adapting C_2 's certificate construction process in designing better heuristics for ANN methods.

References

- Arya, S., and Mount, D. M. 1993. Approximate nearest neighbor queries in fixed dimensions. In *Proceedings of the Fourth Annual ACM-SIAM Symposium on Discrete Algorithms*, SODA '93, 271–280. Philadelphia, PA, USA: Society for Industrial and Applied Mathematics.
- Aumüller, M.; Bernhardsson, E.; and Faithfull, A. 2018.

- Ann-benchmarks: A benchmarking tool for approximate nearest neighbor algorithms. *CoRR*.
- B. Dantzig, G.; Orden, A.; and Wolfe, P. 1955. The generalized simplex method for minimizing a linear form under linear inequality restraints. *Pacific Journal of Mathematics*.
- Bachrach, Y.; Finkelstein, Y.; Gilad-Bachrach, R.; Katzir, L.; Koenigstein, N.; Nice, N.; and Paquet, U. 2014. Speeding up the xbox recommender system using a euclidean transformation for inner-product spaces. In *Proceedings of the 8th ACM Conference on Recommender Systems*, RecSys '14, 257–264. New York, NY, USA: ACM.
- Baranchuk, D.; Babenko, A.; and Malkov, Y. 2018. Revisiting the inverted indices for billion-scale approximate nearest neighbors. *CoRR* abs/1802.02422.
- Bauschke, H. H., and Borwein, J. M. 1993. On the convergence of von neumann's alternating projection algorithm for two sets. *Set-Valued Analysis* 1(2):185–212.
- Bauschke, H. H., and Borwein, J. M. 1996. On projection algorithms for solving convex feasibility problems. *SIAM Rev.* 38(3):367–426.
- Bengio, Y.; Ducharme, R.; Vincent, P.; and Janvin, C. 2003. A neural probabilistic language model. *J. Mach. Learn. Res.*
- Bentley, J. L. 1975. Multidimensional binary search trees used for associative searching. *Commun. ACM* 18(9).
- Beyer, K. S.; Goldstein, J.; Ramakrishnan, R.; and Shaft, U. 1999. When is "nearest neighbor" meaningful? In *Proceedings of the 7th International Conference on Database Theory*, ICDT '99. London, UK, UK: Springer-Verlag.
- Beygelzimer, A.; Kakade, S.; and Langford, J. 2006. Cover trees for nearest neighbor. In *Proceedings of the 23rd International Conference on Machine Learning*, ICML '06, 97–104. New York, NY, USA: ACM.
- Boytsov, L., and Naidan, B. 2013. Engineering efficient and effective non-metric space library. In *Similarity Search and Applications - 6th International Conference, SISAP 2013, A Coruña, Spain, October 2-4, 2013, Proceedings*, 280–293.
- Charikar, M. S. 2002. Similarity estimation techniques from rounding algorithms. In *Proceedings of the Thirty-fourth Annual ACM Symposium on Theory of Computing*, STOC '02, 380–388. New York, NY, USA: ACM.
- Chen, Y.; Zhou, L.; Bouguila, N.; Zhong, B.; Wu, F.; Lei, Z.; Du, J.; and Li, H. 2018. Semi-convex hull tree: Fast nearest neighbor queries for large scale data on gpus. 911–916.
- Ciaccia, P.; Patella, M.; and Zezula, P. 1997. M-tree: An efficient access method for similarity search in metric spaces. In *Proceedings of the 23rd International Conference on Very Large Data Bases*, VLDB '97, 426–435. San Francisco, CA, USA: Morgan Kaufmann Publishers Inc.
- Dong, W.; Moses, C.; and Li, K. 2011. Efficient k-nearest neighbor graph construction for generic similarity measures. In *Proceedings of the 20th International Conference on World Wide Web*, WWW '11, 577–586. New York, NY, USA: ACM.
- Dua, D., and Graff, C. 2017. UCI ML repository.
- Hajebi, K.; Abbasi-Yadkori, Y.; Shahbazi, H.; and Zhang, H. 2011. Fast approximate nearest-neighbor search with k-nearest neighbor graph. In *Proceedings of the Twenty-Second International Joint Conference on Artificial Intelligence - Volume Volume Two*, IJCAI'11. AAAI Press.
- Indyk, P., and Motwani, R. 1998. Approximate nearest neighbors: Towards removing the curse of dimensionality. In *Proceedings of the Thirtieth Annual ACM Symposium on Theory of Computing*, STOC '98. ACM.
- Iwasaki, M., and Miyazaki, D. 2018. Optimization of indexing based on k-nearest neighbor graph for proximity search in high-dimensional data. *CoRR* abs/1810.07355.
- Iwasaki, M. 2016. Pruned bi-directed k-nearest neighbor graph for proximity search. In Amsaleg, L.; Houle, M. E.; and Schubert, E., eds., *Similarity Search and Applications*, 20–33. Cham: Springer International Publishing.
- Johnson, J.; Douze, M.; and Jégou, H. 2017. Billion-scale similarity search with gpus. *CoRR* abs/1702.08734.
- Kula, M. 2016. rpforest – random projection trees for ann. <https://github.com/lyst/rpforest>.
- Li, K., and Malik, J. 2017. Fast k-nearest neighbour search via prioritized DCI. In *Proceedings of the 34th International Conference on Machine Learning, ICML 2017, Sydney, NSW, Australia, 6-11 August 2017*, 2081–2090.
- Malkov, Y. A., and Yashunin, D. A. 2016. Efficient and robust approximate nearest neighbor search using hierarchical navigable small world graphs. *CoRR* abs/1603.09320.
- Malkov, Y.; Ponomarenko, A.; Logvinov, A.; and Krylov, V. 2014. Approximate nearest neighbor algorithm based on navigable small world graphs. *Information Systems* 45.
- Miller, A. H.; Fisch, A.; Dodge, J.; Karimi, A.; Bordes, A.; and Weston, J. 2016. Key-value memory networks for directly reading documents. *CoRR* abs/1606.03126.
- Muja, M., and Lowe, D. G. 2009. Fast approximate nearest neighbors with automatic algorithm configuration. In *IN VISAPP International Conference on Computer Vision Theory and Applications*, 331–340.
- Pennington, J.; Socher, R.; and Manning, C. D. 2014. Glove: Global vectors for word representation. In *Empirical Methods in Natural Language Processing (EMNLP)*, 1532–1543.
- Sebastian, T. B., and Kimia, B. B. 2002. Metric-based shape retrieval in large databases. In *Proceedings of the 16th International Conference on Pattern Recognition (ICPR'02) Volume 3 - Volume 3*, ICPR '02, 30291–. Washington, DC, USA: IEEE Computer Society.
- Sugawara, K.; Kobayashi, H.; and Iwasaki, M. 2016. On approximately searching for similar word embeddings. In *Proceedings of the 54th Annual Meeting of the Association for Computational Linguistics (Volume 1: Long Papers)*. Berlin, Germany: Association for Computational Linguistics.
- Yianilos, P. N. 1993. Data structures and algorithms for nearest neighbor search in general metric spaces. In *Proceedings of the Fourth Annual ACM-SIAM Symposium on Discrete Algorithms*, SODA '93, 311–321. Philadelphia, PA, USA: Society for Industrial and Applied Mathematics.