

# Splitting Steepest Descent for Growing Neural Architectures

Qiang Liu  
UT Austin  
lqiang@cs.utexas.edu

Lemeng Wu \*  
UT Austin  
lmwu@cs.utexas.edu

Dilin Wang\*  
UT Austin  
dilin@cs.utexas.edu

## Abstract

We develop a progressive training approach for neural networks which adaptively grows the network structure by splitting existing neurons to multiple off-springs. By leveraging a functional steepest descent idea, we derive a simple criterion for deciding the best subset of neurons to split and a *splitting gradient* for optimally updating the off-springs. Theoretically, our splitting strategy is a second-order functional steepest descent for escaping saddle points in an  $\infty$ -Wasserstein metric space, on which the standard parametric gradient descent is a first-order steepest descent. Our method provides a new computationally efficient approach for optimizing neural network structures, especially for learning lightweight neural architectures in resource-constrained settings.

## 1 Introduction

Deep neural networks (DNNs) have achieved remarkable empirical successes recently. However, efficient and automatic optimization of model architectures remains to be a key challenge. Compared with parameter optimization which has been well addressed by gradient-based methods (or back-propagation), optimizing model structures involves significantly more challenging discrete optimization with large search spaces and high evaluation cost. Although there have been rapid progresses recently, designing the best architectures still requires a lot of expert knowledge and trial-and-errors for most practical tasks.

This work is motivated by the idea of extending the power of gradient descent to the domain of model structure optimization. In particular, we consider the problem of progressively growing a neural network by “splitting” existing neurons into several “off-springs”, and develop a simple and practical approach for deciding the best subset of neurons to split and how to split them, adaptively based on the existing structure. Instead of treating this as a discrete optimization problem, our approach is to frame the structure optimization problem into a continuous functional optimization, and derive an optimal splitting strategy that yields the *steepest descent* of the loss when the off-springs are infinitely close to the original neurons.

This yields a practical algorithm shown in Algorithm 1, which alternates between a standard parametric gradient descent phase to reach a parametric local optima, and a splitting phase in which the neurons are sorted according to a *splitting index*, and the neurons ranked top are split into two off-springs following a *splitting gradient* direction. The splitting index and gradient are minimum eigenvalue and eigenvector of a *splitting matrix* that can be calculated efficiently. Theoretically, these two phases can be viewed as performing functional steepest descent on an  $\infty$ -Wasserstein metric space, in which the splitting phase is a second order descent for escaping saddle points in the functional space, while the parametric gradient descent corresponds to a first order descent. Empirically, our algorithm is simple and practical, and can be useful in many challenging problems, including

---

\*equal contribution

progressive training of interpretable neural networks, learning lightweight neural architectures for resource constrained settings, and transfer learning, etc.

**Related Works** The idea of progressively growing neural networks by node splitting is not new, but previous works are based on heuristic or purely random splitting strategies (e.g., Wynne-Jones, 1992; Chen et al., 2016). A different approach for progressive training is the Frank-Wolfe or gradient boosting based strategies (e.g., Schwenk & Bengio, 2000; Bengio et al., 2006; Bach, 2017), which iteratively add new neurons derived from functional conditional gradient, while keeping the previous neurons fixed. However, these methods are not suitable for large scale settings, because adding each neuron requires to solve a difficult non-convex optimization problem, and keeping the previous neurons fixed prevents us from correcting the mistakes made in earlier iterations. A practical alternative of Frank-Wolfe is to simply add new randomly initialized neurons and co-optimize the new and old neurons together. However, random initialization does not leverage the information of the existing model and takes a longer time to converge, while the split neurons inherit the knowledge from the existing model (see Chen et al. (2016)), and are already close to the optimal solution.

An opposite direction of progressive training is to prune large pre-trained networks (e.g., Han et al., 2016; Li et al., 2017; Liu et al., 2017). In comparison, our splitting method requires no large pre-trained models and can learn lightweight architectures better than existing pruning methods, which is of critical importance for resource-constrained settings like mobile devices and Internet of things. More broadly, there has been a series of recent works on neural architecture search, based on various strategies for combinatorial optimization, including reinforcement learning (RL) (e.g., Pham et al., 2018; Cai et al., 2018; Zoph & Le, 2017), evolutionary algorithms (EA) (e.g., Stanley & Miikkulainen, 2002; Real et al., 2018), and continuous relaxation (e.g., Liu et al., 2019a; Xie et al., 2018).

**Background: Steepest Descent and Saddle Points** Gradient descent is the driving horse for solving large scale optimization in machine learning and deep learning. GD can be viewed as a steepest descent procedure that iteratively improves the solution by following the direction that maximally decreases the loss function within a small neighborhood. Specifically, for minimizing a loss function  $L(\theta)$ , each iteration of steepest descent updates the parameter via  $\theta \leftarrow \theta + \epsilon\delta$ , where  $\epsilon$  is a small step size and  $\delta$  is an update direction chosen to maximally decrease the loss  $L(\theta + \epsilon\delta)$  of the updated parameter under a norm constraint  $\|\delta\| \leq 1$ , where  $\|\cdot\|$  denotes the Euclidean norm. When  $\nabla L(\theta) \neq 0$  and  $\epsilon$  is infinitesimal, the optimal descent direction  $\delta$  equals the negative gradient direction, that is,  $\delta = -\nabla L(\theta) / \|\nabla L(\theta)\|$ , yielding a descent of  $L(\theta + \epsilon\delta) - L(\theta) \approx -\epsilon \|\nabla L(\theta)\|$ . At a critical point with a zero gradient ( $\nabla L(\theta) = 0$ ), the steepest descent depends on the spectrum of the Hessian matrix  $\nabla^2 L(\theta)$ . Denote by  $\lambda_{min}$  the minimum eigenvalue of  $\nabla^2 L(\theta)$  and  $v_{min}$  its related eigenvector. When  $\lambda_{min} > 0$ , the point  $\theta$  is a stable local minimum and no further improvement can be made in the infinitesimal neighborhood. When  $\lambda_{min} < 0$ , the point  $\theta$  is a saddle point or local maximum, the steepest descent direction equals the eigenvector  $\pm v_{min}$ , and yields an  $\epsilon^2 \lambda_{min} / 2$  decrease on the loss.<sup>2</sup> In practice, it has been shown that there is no need to explicitly calculate the negative eigenvalue direction, because saddle points and local maxima are highly unstable and can be escaped by using gradient descent with random initialization or stochastic noise (e.g., Lee et al., 2016; Jin et al., 2017).

## 2 Splitting Neurons Using Steepest Descent

We introduce our main method in this section. We first illustrate the idea with the simple case of splitting a single neuron in Section 2.1, and then consider the more general case of simultaneously splitting multiple neurons in deep networks in Section 2.2, which yields our main progressive training algorithm (Algorithm 1). Section 2.3 draws a theoretical discussion and interpret our procedure as a functional steepest descent of the distribution of the neuron weights under the  $\infty$ -Wasserstein metric.

### 2.1 Splitting a Single Neuron

Let  $\sigma(\theta, x)$  be a neuron inside a neural network that we want to learn from data, where  $\theta$  is the parameter of the neuron and  $x$  its input variable. Assume the loss of  $\theta$  has a form of

$$L(\theta) := \mathbb{E}_{x \sim \mathcal{D}}[\Phi(\sigma(\theta, x))], \quad (1)$$

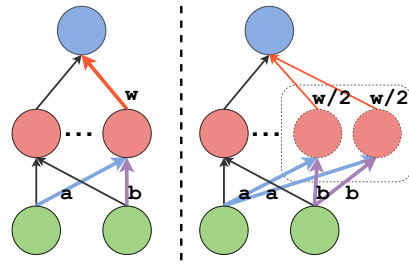
<sup>2</sup>The property of the case when  $\lambda_{min} = 0$  depends on higher order information, and happens rarely.

where  $\mathcal{D}$  is a data distribution, and  $\Phi$  is a map determined by the overall loss function. The parameters of the other parts of the network are assumed to be fixed or optimized using standard procedures and are omitted for notation convenience.

Standard gradient descent can only yield parametric updates of  $\theta$ . We introduce a generalized steepest descent procedure that allows us to incrementally grow the neural network by gradually introducing new neurons, by “splitting” the existing neurons into multiple copies in a (locally) optimal fashion derived using ideas from steepest descent idea.

In particular, we split  $\theta$  into  $m$  off-springs  $\boldsymbol{\theta} := \{\theta_i\}_{i=1}^m$ , and replace the neuron  $\sigma(\theta, x)$  with a weighted sum of the off-spring neurons  $\sum_{i=1}^m w_i \sigma(\theta_i, x)$ , where  $\mathbf{w} := \{w_i\}_{i=1}^m$  is a set of positive weights assigned on the off-springs, and satisfies  $\sum_{i=1}^m w_i = 1$ ,  $w_i > 0$ . This yields an augmented loss function on  $\boldsymbol{\theta}$  and  $\mathbf{w}$ :

$$\mathcal{L}(\boldsymbol{\theta}, \mathbf{w}) := \mathbb{E}_{x \sim \mathcal{D}} \left[ \Phi \left( \sum_{i=1}^m w_i \sigma(\theta_i, x) \right) \right]. \quad (2)$$



A key property of this construction is that it introduces a smooth change on the loss function when the off-springs  $\{\theta_i\}$  are close to the original parameter  $\theta$ : when  $\theta_i = \theta, \forall i = 1, \dots, m$ , the augmented network and loss are equivalent to the original ones, that is,  $\mathcal{L}(\theta \mathbf{1}_m, \mathbf{w}) = L(\theta)$ , where  $\mathbf{1}_m$  denotes the  $m \times 1$  vector consisting of all ones; when all the  $\{\theta_i\}$  are within an infinitesimal neighborhood of  $\theta$ , it yields an infinitesimal change on the loss, with which a steepest descent can be derive.

Formally, consider the set of splitting schemes  $(m, \boldsymbol{\theta}, \mathbf{w})$  whose off-springs are  $\epsilon$ -close to the original neuron:

$$\{(m, \boldsymbol{\theta}, \mathbf{w}) : m \in \mathbb{N}_+, \|\theta_i - \theta\| \leq \epsilon, \sum_{i=1}^m w_i = 1, w_i > 0, \forall i = 1, \dots, m\}.$$

We want to decide the optimal  $(m, \boldsymbol{\theta}, \mathbf{w})$  to maximize the decrease of loss  $\mathcal{L}(\boldsymbol{\theta}, \mathbf{w}) - L(\theta)$  with an infinitesimal  $\epsilon$ . Although this appears to be an infinite dimensional optimization because  $m$  is allowed to be arbitrarily large, we show that the optimal choice is achieved with either  $m = 1$  (no splitting) or  $m = 2$  (splitting into two off-springs), with uniform weights  $w_i = 1/m$ . Whether a neuron should be split ( $m = 1$  or  $2$ ) and the optimal values of the off-springs  $\{\theta_i\}$  are decided by the minimum eigenvalue and eigenvector of a *splitting matrix*, which plays a role similar to Hessian matrix for deciding saddle points.

**Definition 2.1 (Splitting Matrix).** For  $L(\theta)$  in (1), its *splitting matrix*  $S(\theta)$  is defined as

$$S(\theta) = \mathbb{E}[\Phi'(\sigma(\theta, x)) \nabla_{\theta\theta}^2 \sigma(\theta, x)]. \quad (3)$$

It is a  $\mathbb{R}^{d \times d}$  symmetric “semi-Hessian” matrix that involves the first derivative  $\Phi'(\cdot)$ , and the second derivative of  $\sigma(\theta, x)$ . It is the “easy part” of the full Hessian matrix  $\nabla_{\theta\theta}^2 L(\theta) = S(\theta) + T(\theta)$ , where  $T(\theta) := \mathbb{E}[\Phi''(\sigma(\theta, x)) \nabla_{\theta\theta} \sigma(\theta, x)^{\otimes 2}]$  is an extra term that involve the more complex second order derivative  $\Phi''(\cdot)$ . We call the minimum eigenvalue  $\lambda_{\min}(S(\theta))$  of  $S(\theta)$  the *splitting index* of  $\theta$ .

It is useful to decompose each  $\theta_i$  into  $\theta_i = \theta + \epsilon(\mu + \delta_i)$ , where  $\mu$  is an average displacement vector shared by all copies, and  $\delta_i$  is the splitting vector associated to  $\theta_i$ , and satisfies  $\sum_i w_i \delta_i = 0$  (which implies  $\sum_i w_i \theta_i = \theta + \epsilon\mu$ ). It turns out that the change of loss  $\mathcal{L}(\boldsymbol{\theta}, \mathbf{w}) - L(\theta)$  naturally decomposes into two terms that reflect the effects of the average displacement and splitting, respectively.

**Theorem 2.2.** For  $L(\theta)$  and  $\mathcal{L}(\boldsymbol{\theta}, \mathbf{w})$  in (1) and (2), assume  $\mathcal{L}(\boldsymbol{\theta}, \mathbf{w})$  has bounded third order derivatives w.r.t.  $\boldsymbol{\theta}$ . We have

$$\mathcal{L}(\boldsymbol{\theta}, \mathbf{w}) - L(\theta) = \underbrace{\epsilon \nabla L(\theta)^\top \mu + \frac{\epsilon^2}{2} \mu^\top \nabla^2 L(\theta) \mu}_{I(\mu; \theta) = L(\theta + \epsilon\mu) - L(\theta) + \mathcal{O}(\epsilon^3)} + \underbrace{\frac{\epsilon^2}{2} \sum_{i=1}^m w_i \delta_i^\top S(\theta) \delta_i}_{II(\boldsymbol{\delta}, \mathbf{w}; \theta)} + \mathcal{O}(\epsilon^3), \quad (4)$$

where the change of loss is decomposed into two terms: the first term  $I(\mu; \theta)$  is the effect of the average displacement  $\mu$ , and it is equivalent to applying the standard parametric update  $\theta \leftarrow \theta + \epsilon\mu$  on  $L(\theta)$ . The second term  $II(\boldsymbol{\delta}, \mathbf{w}; \theta)$  is the change of the loss caused by the splitting vectors  $\boldsymbol{\delta} := \{\delta_i\}$ . It depends on  $L(\theta)$  only through the splitting matrix  $S(\theta)$ .

Therefore, the average displacement  $\mu$  can be decided by standard parametric steepest (gradient) descent, which yields an  $\mathcal{O}(\epsilon)$  decrease of loss at non-stationary points. In comparison, the splitting term  $II(\delta, \mathbf{w}; \theta)$  is always  $\mathcal{O}(\epsilon^2)$ , which is much smaller. Given that introducing new neurons increases model size, splitting should not be preferred whenever an  $\mathcal{O}(\epsilon^2)$  gain can be obtained with parametric updates that do not increase model size. Therefore, it is motivated to introduce splitting only at stable local minima, when the optimal  $\mu$  equals zero and no further improvement is possible with (infinitesimal) regular parametric descent on  $L(\theta)$ . In this case, we only need to minimize the splitting term  $II(\delta, \mathbf{w}; \theta)$  to decide the optimal  $\delta$ , which is shown in the following theorem.

**Theorem 2.3.** *a) If  $\lambda_{\min}(S(\theta)) > 0$ , we have  $II(\delta, \mathbf{w}; \theta) > 0$  for any  $\mathbf{w} > 0$  and  $\delta \neq 0$ , and hence no infinitesimal splitting can decrease the loss. We call that  $\theta$  is **splitting stable** in this case.*

*b) If  $\lambda_{\min}(S(\theta)) < 0$ , an optimal splitting strategy that minimizes  $II(\delta, \mathbf{w}; \theta)$  subject to  $\|\delta_i\| \leq 1$  is*

$$m = 2, \quad w_1 = w_2 = 1/2, \quad \text{and} \quad \delta_1 = v_{\min}(S(\theta)), \quad \delta_2 = -v_{\min}(S(\theta)),$$

*where  $v_{\min}(S(\theta))$  denotes the eigenvector related to  $\lambda_{\min}(S(\theta))$  and is called the **splitting gradient**. Here we split the neuron into two copies of equal weights, and update each copy with the splitting gradient. The change of loss obtained is  $II(\{\delta_1, -\delta_1\}, \{1/2, 1/2\}; \theta) = -\epsilon^2 \lambda_{\min}(S(\theta))/2 < 0$ .*

**Remark** The splitting stability ( $S(\theta) \succ 0$ ) does not necessarily ensure the standard parametric stability of  $L(\theta)$  (i.e.,  $\nabla^2 L(\theta) = S(\theta) + T(\theta) \succ 0$ ), except when  $\Phi(\cdot)$  is convex which ensures  $T(\theta) \succeq 0$  (see Definition 2.1). If both  $S(\theta) \succ 0$  and  $\nabla^2 L(\theta) \succ 0$  hold, the loss can not be improved by any local update or splitting, no matter how many off-springs are allowed. Since stochastic gradient descent guarantees to escape unstable stationary points (Lee et al., 2016; Jin et al., 2017), we only need to calculate  $S(\theta)$  to decide the splitting stability in practice.

## 2.2 Splitting Deep Neural Networks

In practice, we need to split multiple neurons simultaneously, which may be of different types, or locate in different layers of a deep neural network. The key questions are if the optimal splitting strategies of different neurons influence each other in some way, and how to compare the gain of splitting different neurons and select the best subset of neurons to split under a budget constraint.

It turns out the answer is simple. We show that the change of loss caused by splitting a set of neurons is simply the sum of the splitting terms  $II(\delta, \mathbf{w}; \theta)$  of the individual neurons. Therefore, we can calculate the splitting matrix of each neuron independently without considering the other neurons, and compare the “splitting desirability” of the different neurons by their minimum eigenvalues (splitting indexes). This motivates our main algorithm (Algorithm 1), in which we progressively split the neurons with the most negative splitting indexes. Since the neurons can be in different layers and of different types, this provides an adaptive way to grow neural network structures to fit best with data.

To set up the notation, let  $\theta^{[1:n]} = \{\theta^{[1]}, \dots, \theta^{[n]}\}$  be the parameters of a set of neurons (or any duplicable sub-structures) in a large network, where  $\theta^{[\ell]}$  is the parameter of the  $\ell$ -th neuron. Assume we split  $\theta^{[\ell]}$  into  $m_\ell$  copies  $\theta^{[\ell]} := \{\theta_i^{[\ell]}\}_{i=1}^{m_\ell}$ , with weights  $\mathbf{w}^{[\ell]} = \{w_i^{[\ell]}\}_{i=1}^{m_\ell}$  with  $\sum_{i=1}^{m_\ell} w_i^{[\ell]} = 1$ . Denote by  $L(\theta^{[1:n]})$  and  $\mathcal{L}(\theta^{[1:n]}, \mathbf{w}^{[1:n]})$  the loss function of the original and augmented networks, respectively. It is hard to specify the actual expression of the loss functions in general cases, but it is sufficient to know that  $L(\theta^{[1:n]})$  depends on each  $\theta^{[\ell]}$  only through the output of its related neuron,

$$L(\theta^{[1:n]}) = \mathbb{E} \left[ \Phi_\ell \left( \sigma_\ell \left( \theta^{[\ell]}, h^{[\ell]} \right); \theta^{[-\ell]} \right) \right], \quad h^{[\ell]} = g_\ell(x; \theta^{[-\ell]}), \quad (5)$$

where  $\sigma_\ell$  denotes the activation function of neuron  $\ell$ , and  $g_\ell$  and  $\Phi_\ell$  denote the parts of the loss that connect to the input and output of neuron  $\ell$ , both of which depend on the other parameters  $\theta^{[-\ell]}$  in some complex way. Similarly, the augmented loss  $\mathcal{L}(\theta^{[1:n]}, \mathbf{w}^{[1:n]})$  satisfies

$$\mathcal{L}(\theta^{[1:n]}, \mathbf{w}^{[1:n]}) = \mathbb{E} \left[ \Phi_\ell \left( \sum_{i=1}^{m_\ell} w_i \sigma_\ell \left( \theta_i^{[\ell]}, h^{[\ell]} \right); \theta^{[-\ell]}, \mathbf{w}^{[-\ell]} \right) \right], \quad (6)$$

where  $\mathbf{h}^{[\ell]} = g_\ell(x; \theta^{[-\ell]}, \mathbf{w}^{[-\ell]})$ , and  $\mathbf{g}_\ell$  and  $\Phi_\ell$  are the augmented variants of  $g_\ell$  and  $\Phi_\ell$ , respectively. Eq (5) and 6 only provide a partial specification of the loss function of deep neural nets, but are sufficient to establish the following key extension of Theorem 2.2 to the multiple neurons case.

---

**Algorithm 1** Splitting Steepest Descent for Progressive Training of Neural Networks

---

**Initialize** a neural network with a set of neurons  $\theta^{[1:n]} = \{\theta^{[\ell]}\}_{\ell=1}^n$  that can be split, whose loss satisfies (5). Decide a maximum number  $m_*$  of neurons to split at each iteration, and a threshold  $\lambda_* \leq 0$  of the splitting index. A stepsize  $\epsilon$ .

**1. Update the parameters** using standard methods (e.g., stochastic gradient descent) until no further improvement can be made by parametric updates.

**2. Calculate the splitting matrices**  $\{S^{[\ell]}\}$  of the neurons following (7), and their minimum eigenvalues  $\{\lambda_{\min}^{[\ell]}\}$  and the associated eigenvectors  $\{v_{\min}^{[\ell]}\}$ .

**3. Select the set of neurons to split** by picking the top  $m_*$  neurons with the smallest eigenvalues  $\{\lambda_{\min}^{[\ell]}\}$  and satisfies  $\lambda_{\min}^{[\ell]} \leq \lambda_*$ .

**4. Split each of the selected neurons** into two off-springs with equal weights, updating the neuron network and its loss by replacing each selected neuron  $\sigma_\ell(\theta^{[\ell]}, \cdot)$  with

$$\frac{1}{2}(\sigma_\ell(\theta_1^{[\ell]}, \cdot) + \sigma_\ell(\theta_2^{[\ell]}, \cdot)), \quad \text{where} \quad \theta_1^{[\ell]} \leftarrow \theta^{[\ell]} + \epsilon v_{\min}^{[\ell]}, \quad \theta_2^{[\ell]} \leftarrow \theta^{[\ell]} - \epsilon v_{\min}^{[\ell]}.$$

Update the list of neurons. Go back to Step 1 or stop when a stopping criterion is met.

---

**Theorem 2.4.** Under the setting above, assume  $\theta_i^{[\ell]} = \theta^{[\ell]} + \epsilon(\mu^{[\ell]} + \delta_i^{[\ell]})$  for  $\forall \ell \in [1:n]$ , where  $\mu^{[\ell]}$  denotes the average displacement vector on  $\theta^{[\ell]}$ , and  $\delta_i^{[\ell]}$  is the  $i$ -th splitting vector of  $\theta^{[\ell]}$ , with  $\sum_{i=1}^{m_\ell} w_i \delta_i^{[\ell]} = 0$ . Assume  $\mathcal{L}(\theta^{[1:n]}, w^{[1:n]})$  have bounded third order derivatives w.r.t.  $\theta^{[1:n]}$ . We have

$$\mathcal{L}(\theta^{[1:n]}, w^{[1:n]}) = L(\theta^{[1:n]} + \epsilon \mu^{[1:n]}) + \underbrace{\sum_{\ell=1}^n \frac{\epsilon^2}{2} \sum_{i=1}^{m_\ell} w_i^{[\ell]} \delta_i^{[\ell]\top} S^{[\ell]}(\theta^{[1:n]}) \delta_i^{[\ell]}}_{\Pi_\ell(\delta^{[\ell]}, w^{[\ell]}; \theta^{[1:n]})} + \mathcal{O}(\epsilon^3),$$

where the effect of average displacement is again equivalent to parametric update; the splitting effect equals the sum of the individual splitting terms  $\Pi_\ell$ , with  $S^{[\ell]}(\theta^{[1:n]})$  the splitting matrix of neuron  $\ell$ ,

$$S^{[\ell]}(\theta^{[1:n]}) = \mathbb{E} \left[ \nabla_{\sigma_\ell} \Phi_\ell \left( \sigma_\ell \left( \theta^{[\ell]}, h^{[\ell]} \right); \theta^{[\ell]} \right) \nabla_{\theta\theta}^2 \sigma_\ell \left( \theta^{[\ell]}, h^{[\ell]} \right) \right]. \quad (7)$$

The important implication of Theorem 2.4 is that there is *no crossing term* in the splitting matrix, unlike the standard Hessian matrix. Therefore, the splitting effect of an individual neuron only depends on its own splitting matrix and can be evaluated individually; the splitting effects of different neurons can be compared using their splitting indexes, allowing us to decide the best subset of neurons to split when a maximum number constraint is imposed. As shown in Algorithm 1, we decide a maximum number  $m_*$  of neurons to split at each iteration, and a threshold  $\lambda_* \leq 0$  of splitting index, and split the neurons whose splitting indexes are ranked in top  $m_*$  and smaller than  $\lambda_*$ .

**Computational Efficiency** The computational cost of evaluating all the splitting indexes and gradients is  $\mathcal{O}(nd^3)$ , where  $n$  is the number of neurons and  $d$  is the number of the parameters of each neuron, which is often not large in practice. Further computational speedup can be obtained by using efficient numerical methods, which we leave for future work.

### 2.3 Splitting as $\infty$ -Wasserstein Steepest Descent

We present a functional aspect of our approach, in which we frame the neuron parameter optimization and splitting into a functional optimization in the space of distributions of the neuron weights, and show that our splitting strategy can be viewed as a second order descent for escaping saddle points in the  $\infty$ -Wasserstein space of distributions.

Consider the loss  $\mathcal{L}(\theta, w)$  in (2). Because the off-springs of each neuron are exchangeable, we can equivalently represent  $\mathcal{L}$  using the empirical measure of the off-springs,

$$\mathcal{L}[\rho] = \mathbb{E}_{x \sim \mathcal{D}} [\Phi(\mathbb{E}_{\theta \sim \rho}[\sigma(\theta, x)])], \quad \rho = \sum_{i=1}^m w_i \delta_{\theta_i}, \quad (8)$$

where  $\delta_{\theta_i}$  denotes the delta measure on  $\theta_i$  and  $\mathcal{L}[\rho]$  the functional representation of  $\mathcal{L}(\theta, w)$ . The idea is to optimize  $\mathcal{L}[\rho]$  in the space of distributions using a functional steepest descent. To do so, a notion of distance on distributions need to be decided. We consider the  $p$ -Wasserstein metric,

$$\mathbb{D}_p(\rho, \rho') = \inf_{\gamma \in \Pi(\rho, \rho')} (\mathbb{E}_\gamma[\|\theta - \theta'\|^p])^{1/p}, \quad \text{for } p > 0, \quad (9)$$

where  $\Pi(\rho, \rho')$  denotes the set of measures whose first and second marginals are  $\rho$  and  $\rho'$ , respectively, and  $\gamma$  can be viewed as describing a transport plan from  $\rho$  to  $\rho'$ . We obtain the  $\infty$ -Wasserstein metric  $\mathbb{D}_\infty(\rho, \rho')$  in the limit when  $p \rightarrow +\infty$ , in which case the  $p$ -norm reduces to an esssup norm, that is,  $\mathbb{D}_\infty(\rho, \rho') = \inf_{\gamma \in \Pi(\rho, \rho')} \text{esssup}_\gamma[\|\theta - \theta'\|]$ ; see more in Villani (2008) and Appendix A.2.

The  $\infty$ -Wasserstein metric yields a natural connection to node splitting. For each  $\theta \sim \rho$ , the transport plan  $\gamma(\theta' | \theta)$  represents the distributions of the points transported from  $\theta$ , which can be viewed as the off-springs of  $\theta$  in the context of node splitting. If  $\mathbb{D}_\infty(\rho, \rho') \leq \epsilon$ , it means that  $\rho'$  can be obtained from splitting  $\theta \sim \rho$  such that all the off-springs are  $\epsilon$ -close, i.e.,  $\|\theta' - \theta\| \leq \epsilon$  (this, however, does not hold for  $\mathbb{D}_p(\rho, \rho')$  with a finite  $p$ ). This is consistent with the augmented neighborhood introduced in Section 2.1, except that  $\gamma$  here can be an absolutely continuous distribution, representing a continuously infinite number of off-springs; but this yields no practical difference because any distribution  $\gamma$  can be approximated arbitrarily close using a countable number of particles.

Similar to the parametric case, an  $\infty$ -Wasserstein steepest descent on  $\mathcal{L}[\rho]$  should iteratively find new points that maximize the decrease of loss in an  $\epsilon$ -ball of the current points. Define

$$\rho^* = \arg \min_{\rho'} \{\mathcal{L}[\rho'] - \mathcal{L}[\rho] : \mathbb{D}_\infty(\rho, \rho') \leq \epsilon\}, \quad \Delta^*(\rho, \epsilon) = \mathcal{L}[\rho^*] - \mathcal{L}[\rho].$$

We are ready to show the connection of Algorithm 1 to the  $\infty$ -Wasserstein steepest descent.

**Theorem 2.5.** *Consider the  $\mathcal{L}(\theta, w)$  and  $\mathcal{L}[\rho]$  in (2) and (8), connected with  $\rho = \sum_i w_i \delta_{\theta_i}$ . Define  $G_\rho(\theta) = \mathbb{E}_{x \sim \mathcal{D}} [\Phi'(f_\rho(x)) \nabla_\theta \sigma(\theta, x)]$  and  $S_\rho(\theta) = \mathbb{E}_{x \sim \mathcal{D}} [\Phi'(f_\rho(x)) \nabla_{\theta\theta}^2 \sigma(\theta, x)]$  with  $f_\rho(x) = \mathbb{E}_{\theta \sim \rho} [\sigma(\theta, x)]$ , which are related to the gradient and splitting matrices of  $\mathcal{L}(\theta, w)$ , respectively.*

*a) If  $\mathcal{L}(\theta, w)$  is on a non-stationary point, then the steepest descent of  $\mathcal{L}[\rho]$  is achieved by moving all the particles of  $\rho$  with gradient descent on  $\mathcal{L}(\theta, w)$ , that is,*

$$\mathcal{L}[(I - \epsilon G_\rho) \# \rho] - \mathcal{L}[\rho] = \Delta^*(\rho, \epsilon) + \mathcal{O}(\epsilon^2) = -\epsilon \mathbb{E}_{\theta \sim \rho} [\|G_\rho(\theta)\|] + \mathcal{O}(\epsilon^2),$$

*where  $(I - \epsilon G_\rho) \# \rho$  denotes the distribution of  $\theta' = \theta - \epsilon G_\rho(\theta) / \|G_\rho(\theta)\|$  when  $\theta \sim \rho$ .*

*b) If  $\mathcal{L}(\theta, w)$  reaches a stable local optima, the steepest descent on  $\mathcal{L}[\rho]$  is splitting each neuron with  $\lambda_{\min}(S_\rho(\theta)) < 0$  into two copies of equal weights following their eigenvectors, while keeping the remaining neurons to be unchanged. Denote by  $(I \pm \epsilon v_{\min}(S_\rho(\theta))) \# \rho$  the distribution obtained in this way, we have*

$$\mathcal{L}[(I \pm \epsilon v_{\min}(S_\rho(\theta))) \# \rho] - \mathcal{L}[\rho] = \Delta^*(\rho, \epsilon) + \mathcal{O}(\epsilon^3)$$

*where we have  $\Delta^*(\rho, \epsilon) = \epsilon^2 \mathbb{E}_{\theta \sim \rho} [\min(\lambda_{\min}(S_\rho(\theta)), 0)]/2$ .*

**Remark** There has been a line of theoretical works on analyzing gradient-based learning of neural networks via 2-Wasserstein gradient flow (e.g., Mei et al., 2018; Chizat & Bach, 2018) by considering the “mean field limit” ( $m \rightarrow \infty$ ). Our framework is significant different, since we consider  $\infty$ -Wasserstein flow, holds for the case when  $m$  is finite, and consider the splitting efficient which requires to look at the second order terms.

### 3 Experiments

We test our method on both toy and realistic examples, including learning interpretable neural networks, architecture search for image classification and keyword spotting benchmarks. Due to limited space, many of the detailed settings are shown in Appendix, in which we also include additional results on distribution approximation (Appendix C.1), transfer learning (Appendix C.2).

**Toy RBF neural networks** We apply our method to learn a one-dimensional RBF neural network shown in Figure 1a. See Appendix B.1 for more details of the setting.

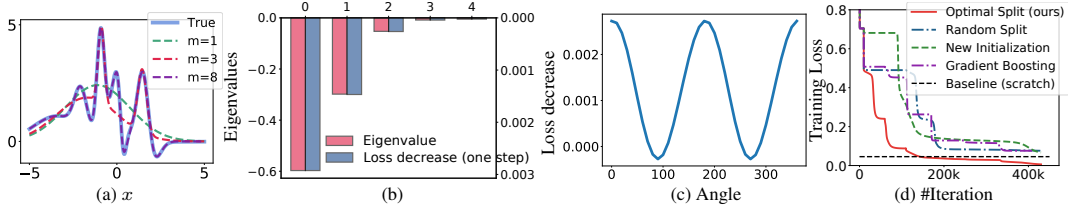


Figure 1: Results on a one-dimensional RBF network. (a) The true and estimated functions. (b) The eigenvalue vs. loss decay. (c) The loss decay vs. the angle of the splitting direction with the eigenvector. (d) The training loss vs. the iteration (of gradient descent); the splittings happen at the cliff points.

We start with a small neural network with  $m = 1$  neuron and gradually increase the model size by splitting neurons. Figure 1a shows that we almost recover the true function as we split up to  $m = 8$  neurons. The following two figures study the eigenvalues and eigenvectors direction when we split neurons from  $m = 7$  to  $m = 8$ . Figure 1b shows the top five eigenvalues and the decrease of loss after the splitting when  $m = 7$ ; we can see that the eigenvalue and loss decrease correlate linearly, confirming our results in Theorem 2.4. Figure 1c shows the decrease of the loss when we split the top 1 neuron following the direction with different angles from the eigenvector at  $m = 7$ . We can see that the decrease of the loss is maximized when the splitting direction aligns with the eigenvector, consistent with our theory. In Figure 1d, we compare with different baselines of progressive training, including Random Split, splitting a randomly chosen neuron with a random direction; New Initialization, adding a new neuron with randomly initialized weights and co-optimization it with previous neurons; Gradient Boosting, adding new neurons with Frank-Wolfe algorithm while fixing the previous neurons; Baseline (scratch), training a network of size  $m = 8$  from scratch. Figure 1d shows our method yields the best result after 7 splits.

**Learning Interpretable Neural Networks** To visualize the dynamics of the splitting process, we apply our method to incrementally train an interpretable neural network designed by Li et al. (2018), which contains a “prototype layer” whose weights are enforced to be similar to realistic images to encourage interpretability. See Appendix B.2 and Li et al. (2018) for more detailed settings. We apply our method to split the prototype layer starting from a single neuron on MNIST, and show in Figure 2 the evolutionary tree of the neurons in our splitting process. We can see that the blurry (and hence less interpretable) prototypes tend to be selected and split into two off-springs that are similar yet more interpretable. Figure 2 (b) shows the decrease of loss when we split each of the five neurons at the 5-th step (with the decrease of loss measured at the local optima reached after splitting); we find that the eigenvalue correlates well with the decrease of loss and the interpretability of the neurons. The complete evolutionary tree and quantitative comparison with baselines are shown in Appendix B.2.

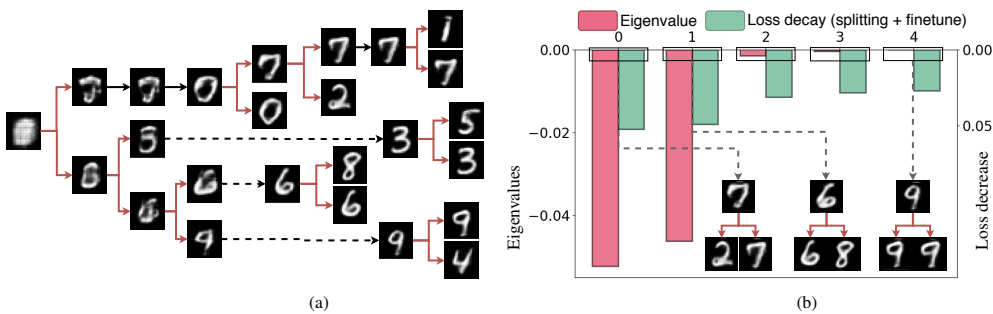


Figure 2: Progressive learning of the interpretable prototype network in Li et al. (2018) on MNIST. (a) The evolutionary tree of our splitting process, in which the least interpretable, or most ambiguous prototypes tend to be split first. (b) The eigenvalue and resulting loss decay when splitting the different neurons at the 5-th step.

**Progressive Training for Image Classification** We investigate the effectiveness of our methods in learning small and efficient network structures for image classification. We experiment with two popular deep neural architectures, MobileNet (Howard et al., 2017) and VGG19 (Simonyan & Zisserman, 2015). In both cases, we start with a relatively small network and gradually grow the network by splitting the convolution filters following Algorithm 1. See Appendix B.3 for more details

of the setting. Because there is no other off-the-shelf progressive training algorithm that can adaptively decide the neural architectures like our method, we compare with pruning methods, which follow the opposite direction of gradually removing neurons starting from a large pre-trained network. We test two state-of-the-art pruning methods, including batch-normalization-based pruning (Bn-prune) (Liu et al., 2017) and L1-based pruning (L1-prune) (Li et al., 2017). As shown in Figure 3a-b, our splitting method performs the best with similar model sizes. This is surprising and significant, because the pruning methods leverage the knowledge from a large pre-train model, while our method does not.

To further test the effect of architecture learning in both splitting and pruning methods, we test another setting when we discard the weights of the neurons and retain the whole network starting from a random initialization under the structure obtained from splitting or pruning at each iteration. As shown in Figure 3c-d, the results of retraining is comparable with (or better than) the result of successive finetuning in Figure 3a-b, which is consistent with the findings in Liu et al. (2019b). Meanwhile, our splitting method still outperforms both Bn-prune and L1-prune.

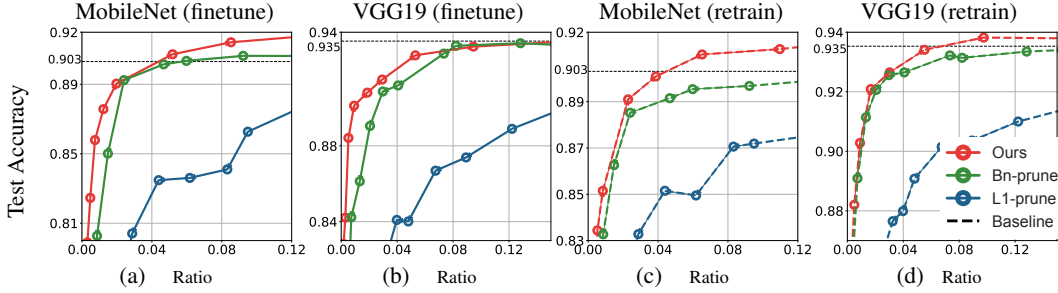


Figure 3: Results on CIFAR-10. (a)-(b) Results of Algorithm 1 and pruning methods (which successively finetune the neurons after pruning). (c)-(d) Results of Algorithm 1 and pruning methods with retraining, in which we retrain all the weights starting from random initialization after each splitting or pruning step. The x-axis represents the ratio between model parameters and a full size baseline network.

**Resource-Efficient Keyword spotting on Edge Devices** Keyword spotting systems aim to detect a particular keyword from a continuous stream of audio. It is typically deployed on energy-constrained edge devices and requires real-time response and high accuracy for good user experience. This casts a key challenge of constructing efficient and lightweight neural architectures. We apply our method to solve this problem, by splitting a small model (a compact version of DS-CNN) obtained from Zhang et al. (2017). See Appendix B.4 for detailed settings.

Table 1 shows the results on the Google speech commands benchmark dataset (Warden, 2018), in which our method achieves significantly higher accuracy than the best model (DS-CNN) found by Zhang et al. (2017), while having less than 31% less parameters and Flops. Figure 4 shows further comparison with Bn-prune (Liu et al., 2017), which is again inferior to our method.

Method	Acc	Params (K)	Ops (M)
DNN	86.94	495.7	1.0
CNN	92.64	476.7	25.3
BasicLSTM	93.62	492.6	47.9
LSTM	94.11	495.8	48.4
GRU	94.72	498.0	48.4
CRNN	94.21	485.0	19.3
DS-CNN	94.85	413.7	56.9
Ours	<b>95.36</b>	<b>282.6</b>	<b>39.2</b>

Table 1: Results on keyword spotting. All results are averaged over 5 rounds.

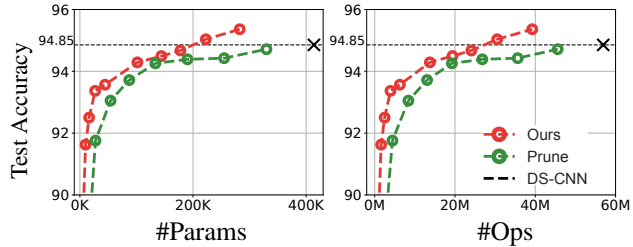


Figure 4: Comparison of accuracy v.s. model size (#Params) and number of flops (#Ops) on keyword spotting.

## 4 Conclusion

We present a simple approach for progressively training neural networks via neuron splitting. Our approach highlights a novel view of neural structure optimization as continuous functional optimization, and yields a practical procedure with broad applications. For future work, we will further investigate fast gradient descent based approximation of large scale eigen-computation and more theoretical analysis and extensions of our approach.



## Acknowledgment

This work is supported in part by NSF CRII 1830161 and NSF CAREER 1846421. We would like to acknowledge Google Cloud and Amazon Web Services (AWS) for their support.

## References

- Bach, Francis. Breaking the curse of dimensionality with convex neural networks. *Journal of Machine Learning Research*, 18(19):1–53, 2017.
- Bengio, Yoshua, Roux, Nicolas L, Vincent, Pascal, Delalleau, Olivier, and Marcotte, Patrice. Convex neural networks. In *Advances in neural information processing systems*, pp. 123–130, 2006.
- Cai, Han, Zhu, Ligeng, and Han, Song. Proxylessnas: Direct neural architecture search on target task and hardware. In *International Conference on Learning Representation*, 2018.
- Chen, Tianqi, Goodfellow, Ian, and Shlens, Jonathon. Net2net: Accelerating learning via knowledge transfer. In *International Conference on Learning Representations*, 2016.
- Chen, Yutian, Welling, Max, and Smola, Alex. Super-samples from kernel herding. In *Conference on Uncertainty in Artificial Intelligence (UAI)*, 2010.
- Chizat, Lenaic and Bach, Francis. On the global convergence of gradient descent for over-parameterized models using optimal transport. In *Advances in neural information processing systems*, pp. 3036–3046, 2018.
- Gretton, Arthur, Borgwardt, Karsten M, Rasch, Malte J, Schölkopf, Bernhard, and Smola, Alexander. A kernel two-sample test. *Journal of Machine Learning Research*, 13(Mar):723–773, 2012.
- Han, Song, Mao, Huizi, and Dally, William J. Deep compression: Compressing deep neural networks with pruning, trained quantization and huffman coding. *International Conference on Learning Representations*, 2016.
- Howard, Andrew G, Zhu, Menglong, Chen, Bo, Kalenichenko, Dmitry, Wang, Weijun, Weyand, Tobias, Andreetto, Marco, and Adam, Hartwig. Mobilenets: Efficient convolutional neural networks for mobile vision applications. *arXiv preprint arXiv:1704.04861*, 2017.
- Jin, Chi, Ge, Rong, Netrapalli, Praneeth, Kakade, Sham M, and Jordan, Michael I. How to escape saddle points efficiently. In *Proceedings of the 34th International Conference on Machine Learning-Volume 70*, pp. 1724–1732. JMLR. org, 2017.
- Lee, Jason D, Simchowitz, Max, Jordan, Michael I, and Recht, Benjamin. Gradient descent only converges to minimizers. In *Conference on learning theory*, pp. 1246–1257, 2016.
- Li, Hao, Kadav, Asim, Durdanovic, Igor, Samet, Hanan, and Graf, Hans Peter. Pruning filters for efficient convnets. *International Conference on Learning Representations*, 2017.
- Li, Oscar, Liu, Hao, Chen, Chaofan, and Rudin, Cynthia. Deep learning for case-based reasoning through prototypes: A neural network that explains its predictions. In *Thirty-Second AAAI Conference on Artificial Intelligence*, 2018.
- Liu, Hanxiao, Simonyan, Karen, and Yang, Yiming. Darts: Differentiable architecture search. *International Conference on Learning Representations*, 2019a.
- Liu, Zhuang, Li, Jianguo, Shen, Zhiqiang, Huang, Gao, Yan, Shoumeng, and Zhang, Changshui. Learning efficient convolutional networks through network slimming. In *Proceedings of the IEEE International Conference on Computer Vision*, pp. 2736–2744, 2017.
- Liu, Zhuang, Sun, Mingjie, Zhou, Tinghui, Huang, Gao, and Darrell, Trevor. Rethinking the value of network pruning. *International Conference on Learning Representations*, 2019b.
- Mei, Song, Montanari, Andrea, and Nguyen, Phan-Minh. A mean field view of the landscape of two-layers neural networks. *Proceedings of the National Academy of Sciences of USA*, 2018.
- Pham, Hieu, Guan, Melody, Zoph, Barret, Le, Quoc, and Dean, Jeff. Efficient neural architecture search via parameter sharing. In *International Conference on Machine Learning*, pp. 4092–4101, 2018.
- Rahimi, Ali and Recht, Benjamin. Random features for large-scale kernel machines. In *Advances in Neural Information Processing Systems*, pp. 1177–1184, 2007.

- Real, Esteban, Aggarwal, Alok, Huang, Yanping, and Le, Quoc V. Regularized evolution for image classifier architecture search. *ICML AutoML Workshop*, 2018.
- Schwenk, Holger and Bengio, Yoshua. Boosting neural networks. *Neural computation*, 12(8): 1869–1887, 2000.
- Simonyan, Karen and Zisserman, Andrew. Very deep convolutional networks for large-scale image recognition. *International Conference on Learning Representations*, 2015.
- Stanley, Kenneth O and Miikkulainen, Risto. Evolving neural networks through augmenting topologies. *Evolutionary computation*, 10(2):99–127, 2002.
- Villani, Cédric. *Optimal transport: old and new*, volume 338. Springer Science & Business Media, 2008.
- Warden, Pete. Speech commands: A dataset for limited-vocabulary speech recognition. *arXiv preprint arXiv:1804.03209*, 2018.
- Wynne-Jones, Mike. Node splitting: A constructive algorithm for feed-forward neural networks. In *Advances in neural information processing systems*, pp. 1072–1079, 1992.
- Xie, Sirui, Zheng, Hehui, Liu, Chunxiao, and Lin, Liang. SNAS: stochastic neural architecture search. *International Conference on Learning Representations*, 2018.
- Zhang, Yundong, Suda, Naveen, Lai, Liangzhen, and Chandra, Vikas. Hello edge: Keyword spotting on microcontrollers. *arXiv preprint arXiv:1711.07128*, 2017.
- Zoph, Barret and Le, Quoc V. Neural architecture search with reinforcement learning. *International Conference on Learning Representations*, 2017.

## A Proofs

### A.1 Proofs of Splitting Taylor Expansion

**Proof of Theorem 2.2.** Taking the gradient of  $L(\theta)$  in (1) gives

$$\nabla_{\theta} L(\theta) = \mathbb{E}[\Phi'(\sigma(\theta, x)) \nabla_{\theta} \sigma(\theta, x)],$$

$$\nabla_{\theta\theta}^2 L(\theta) = \mathbb{E}[\Phi'(\sigma(\theta, x)) \nabla_{\theta\theta}^2 \sigma(\theta, x) + \Phi''(\sigma(\theta, x)) \nabla_{\theta} \sigma(\theta, x)^{\otimes 2}],$$

where  $\Phi'(\cdot)$  is the derivative of  $\Phi(\cdot)$  (which is a univariate function), and  $\nabla_{\theta} \sigma(\theta, x)^{\otimes 2} := \nabla_{\theta} \sigma(\theta, x) \nabla_{\theta} \sigma(\theta, x)^{\top}$ .

When  $\theta$  is split into  $\{w_i, \theta_i\}_{i=1}^m$ , the augmented loss function is

$$\mathcal{L}(\boldsymbol{\theta}, \mathbf{w}) = \mathbb{E} \left[ \Phi \left( \sum_{i=1}^m w_i \sigma(\theta_i, x) \right) \right],$$

where  $\mathbf{w} = [w_1, \dots, w_m]$  and  $\boldsymbol{\theta} = [\theta_1, \dots, \theta_m]$ . The weights should satisfy  $\sum_{i=1}^m w_i = 1$  and  $w_i \geq 0$ . In this way, we have  $\mathcal{L}(\boldsymbol{\theta}, \mathbf{w}) = L(\theta)$  when  $\boldsymbol{\theta} = [\theta, \dots, \theta] = \theta \mathbf{1}_m$ .

Taking the gradient of  $\mathcal{L}(\boldsymbol{\theta}, \mathbf{w})$  w.r.t.  $\theta_i$  when  $\boldsymbol{\theta} = \theta \mathbf{1}_m$ , we have

$$\nabla_{\theta_i} \mathcal{L}(\theta \mathbf{1}_m, \mathbf{w}) = \mathbb{E}[\Phi'(\sigma(\theta, x)) w_i \nabla_{\theta} \sigma(\theta, x)] = w_i \nabla_{\theta} L(\theta).$$

Taking the second derivative, we get

$$\begin{aligned} \nabla_{\theta_i, \theta_i} \mathcal{L}(\theta \mathbf{1}_m, \mathbf{w}) &= \mathbb{E}[\Phi'(\sigma(\theta, x)) w_i \nabla_{\theta, \theta}^2 \sigma(\theta, x) + \Phi''(\sigma(\theta, x)) w_i^2 \nabla_{\theta} \sigma(\theta, x)^{\otimes 2}] \\ &:= w_i A(\theta) + w_i^2 B(\theta). \end{aligned}$$

where

$$A(\theta) := \mathbb{E}[\Phi'(\sigma(\theta, x)) \nabla_{\theta, \theta}^2 \sigma(\theta, x)], \quad B(\theta) := \mathbb{E}[\Phi''(\sigma(\theta, x)) \nabla_{\theta} \sigma(\theta, x)^{\otimes 2}].$$

Note that we have  $\nabla^2 L(\theta) = A(\theta) + B(\theta)$  following this definition.

For  $i \neq j$ , we have

$$\nabla_{\theta_i \theta_j} \mathcal{L}(\theta \mathbf{1}_m, \mathbf{w}) = \mathbb{E}[\Phi''(\sigma(\theta, x)) w_i w_j \nabla_{\theta} \sigma(\theta, x)^{\otimes 2}] = w_i w_j B(\theta).$$

For  $\boldsymbol{\theta} = [\theta_1, \dots, \theta_m]$ , assume  $\theta_i = \theta + \epsilon \delta_i$ , and define  $\bar{\delta} = \sum_{i=1}^m w_i \delta_i$  to be the average displacement. Therefore,  $\boldsymbol{\theta} = \theta \mathbf{1}_m + \epsilon \bar{\delta}$ . Using the Taylor expansion of  $\mathcal{L}(\boldsymbol{\theta}, \mathbf{w})$  w.r.t.  $\epsilon$  at  $\epsilon = 0$ , we have

$$\begin{aligned} \mathcal{L}(\boldsymbol{\theta}, \mathbf{w}) - L(\theta) &= \mathcal{L}(\theta \mathbf{1}_m + \epsilon \bar{\delta}, \mathbf{w}) - L(\theta) \\ &= \epsilon \sum_{i=1}^m \nabla_{\theta_i} \mathcal{L}(\theta \mathbf{1}_m, \mathbf{w})^{\top} \delta_i + \frac{\epsilon^2}{2} \sum_{i,j=1}^m \delta_i^{\top} (\nabla_{\theta_i, \theta_j}^2 \mathcal{L}(\theta \mathbf{1}_m, \mathbf{w})) \delta_j + \mathcal{O}(\epsilon^3) \\ &= \epsilon \sum_{i=1}^m w_i \nabla L(\theta)^{\top} \delta_i + \frac{\epsilon^2}{2} \sum_{i=1}^m w_i \delta_i^{\top} A(\theta) \delta_i + \frac{\epsilon^2}{2} \sum_{i,j=1}^m w_i w_j \delta_i^{\top} B(\theta) \delta_j + \mathcal{O}(\epsilon^3) \\ &= \epsilon \nabla L(\theta)^{\top} \bar{\delta} + \frac{\epsilon^2}{2} \sum_{i=1}^m w_i \delta_i^{\top} A(\theta) \delta_i + \frac{\epsilon^2}{2} \bar{\delta}^{\top} B(\theta) \bar{\delta} + \mathcal{O}(\epsilon^3) \\ &= \epsilon \nabla L(\theta)^{\top} \bar{\delta} + \frac{\epsilon^2}{2} \bar{\delta}^{\top} (A(\theta) + B(\theta)) \bar{\delta} + \frac{\epsilon^2}{2} \sum_{i=1}^m (\delta_i^{\top} A \delta_i - \bar{\delta}^{\top} A \bar{\delta}) + \mathcal{O}(\epsilon^3) \\ &= \epsilon \nabla L(\theta)^{\top} \bar{\delta} + \frac{\epsilon^2}{2} \bar{\delta}^{\top} \nabla^2 L(\theta) \bar{\delta} + \frac{\epsilon^2}{2} \sum_{i=1}^m (\delta_i - \bar{\delta})^{\top} A(\theta) (\delta_i - \bar{\delta}) + \mathcal{O}(\epsilon^3). \end{aligned}$$

This completes the proof.  $\square$

**Proof of Theorem 2.3.** Recall that

$$H(\boldsymbol{\delta}, \mathbf{w}; \theta) = \frac{\epsilon^2}{2} \sum_{i=1}^m w_i \delta_i^{\top} S(\theta) \delta_i,$$

with  $\sum_i w_i = 1$ ,  $w_i \geq 0$  and  $\|\delta_i\| = 1$ . Since  $\delta_i^\top S(\theta) \delta_i \geq \lambda_{\min}(S(\theta)) \|\delta_i\|^2 = \lambda_{\min}(S(\theta))$ , it is obvious that

$$II(\boldsymbol{\delta}, \mathbf{w}; \theta) = \frac{\epsilon^2}{2} \sum_{i=1}^m w_i \delta_i^\top S(\theta) \delta_i \geq \frac{\epsilon^2}{2} \sum_{i=1}^m w_i \lambda_{\min}(S(\theta)) = \frac{\epsilon^2}{2} \lambda_{\min}(S(\theta)).$$

On the other hand, this lower bound is achieved by setting  $m = 2$ ,  $w_1 = w_2 = 1/2$  and  $\delta_1 = -\delta_2 = v_{\min}(S(\theta))$ . This completes the proof.  $\square$

**Proof of Theorem 2.4.** Step 1: We first consider the case when  $\mu^{[\ell]} = 0$ . In this case, Lemma A.1 gives

$$\mathcal{L}(\boldsymbol{\theta}^{[1:n]}, \mathbf{w}^{[1:n]}) = L(\theta^{[1:n]}) + \sum_{\ell=1}^n \left( \mathcal{L}(\boldsymbol{\theta}_\ell^{[1:n]}, \mathbf{w}^{[1:n]}) - L(\theta^{[1:n]}) \right) + \mathcal{O}(\epsilon^3), \quad (10)$$

where  $\boldsymbol{\theta}_\ell^{[1:n]}$  denotes the augmented parameters obtained when we only split the  $\ell$ -th neuron, while keeping all the neurons unchanged. Applying Theorem 2.2, we have for each  $\ell$ ,

$$\mathcal{L}(\boldsymbol{\theta}_\ell^{[1:n]}, \mathbf{w}^{[1:n]}) - L(\theta^{[1:n]}) = \frac{\epsilon^2}{2} II_\ell(\boldsymbol{\delta}^{[\ell]}, \mathbf{w}^{[\ell]}; \theta^{[1:n]}).$$

Combining this with (10) yields the result.

Step 2: We now consider the more general case when  $\mu^{[1:n]} \neq 0$ . Let  $\tilde{\theta}^{[1:n]} = \theta^{[1:n]} + \epsilon \mu^{[1:n]}$ . Applying the result above on  $\tilde{\theta}^{[1:n]}$ , we have

$$\mathcal{L}(\boldsymbol{\theta}^{[1:n]}, \mathbf{w}^{[1:n]}) = L(\tilde{\theta}^{[1:n]}) + \frac{\epsilon^2}{2} D(\tilde{\theta}^{[1:n]}) + \mathcal{O}(\epsilon^3)$$

where  $D(\tilde{\theta}^{[1:n]}) := II_\ell(\boldsymbol{\delta}^{[\ell]}, \mathbf{w}^{[\ell]}; \theta^{[1:n]})$ . Therefore,

$$\begin{aligned} \mathcal{L}(\boldsymbol{\theta}^{[1:n]}, \mathbf{w}^{[1:n]}) &= L(\tilde{\theta}^{[1:n]}) + \frac{\epsilon^2}{2} D(\tilde{\theta}^{[1:n]}) + \mathcal{O}(\epsilon^3) \\ &= L(\tilde{\theta}^{[1:n]}) + \frac{\epsilon^2}{2} D(\theta^{[1:n]}) + \frac{\epsilon^2}{2} (D(\tilde{\theta}^{[1:n]}) - D(\theta^{[1:n]})) + \mathcal{O}(\epsilon^3) \\ &= L(\tilde{\theta}^{[1:n]}) + \frac{\epsilon^2}{2} D(\theta^{[1:n]}) + \mathcal{O}(\epsilon^3) \quad // \text{because } \theta^{[1:n]} - \tilde{\theta}^{[1:n]} = \mathcal{O}(\epsilon) \\ &= L(\theta^{[1:n]} + \epsilon \mu^{[1:n]}) + \frac{\epsilon^2}{2} D(\theta^{[1:n]}) + \mathcal{O}(\epsilon^3). \end{aligned}$$

This completes the proof.  $\square$

**Lemma A.1.** Let  $\theta^{[1:n]}$  be the parameters of  $n$  neurons. Recall that we assume  $\theta^{[\ell]}$  is split into  $m_\ell$  off-springs with parameters  $\boldsymbol{\theta}^{[\ell]} = \{\theta_i^{[\ell]}\}_{i=1}^{m_\ell}$  and weights  $\mathbf{w}^{[\ell]} = \{w_i^{[\ell]}\}_{i=1}^{m_\ell}$ , which satisfies  $\sum_{i=1}^{m_\ell} w_i^{[\ell]} = 1$ . Let  $\theta_i^{[\ell]} = \theta^{[\ell]} + \epsilon \delta_i^{[\ell]}$ , where  $\delta_i^{[\ell]}$  is the perturbation on the  $i$ -th off-spring of the  $\ell$ -th neuron. Assume  $\bar{\delta}^{[\ell]} := \sum_{i=1}^{m_\ell} w_i^{[\ell]} \delta_i^{[\ell]} = 0$ , that is, the average displacement of all the neurons is zero.

Denote by  $\boldsymbol{\theta}_\ell^{[1:n]}$  the augmented parameters we obtained by only splitting the  $\ell$ -th neuron, while keeping all the other neurons unchanged, that is, we have  $\theta_{\ell,i}^{[\ell]} = \theta^{[\ell]} + \epsilon \delta_i^{[\ell]}$  for  $i = 1, \dots, m_\ell$ , and  $\theta_{\ell,i}^{[\ell']} = \theta^{[\ell']}$  for all  $\ell' \neq \ell$  and  $i = 1, \dots, m_{\ell'}$ . Assume the third order derivatives of  $\mathcal{L}(\boldsymbol{\theta}^{[1:n]}, \mathbf{w}^{[1:n]})$  are bounded. We have

$$\mathcal{L}(\boldsymbol{\theta}^{[1:n]}, \mathbf{w}^{[1:n]}) = L(\theta^{[1:n]}) + \sum_{\ell=1}^n \left( \mathcal{L}(\boldsymbol{\theta}_\ell^{[1:n]}, \mathbf{w}^{[1:n]}) - L(\theta^{[1:n]}) \right) + \mathcal{O}(\epsilon^3).$$

*Proof.* Define

$$F := \left( \mathcal{L}(\boldsymbol{\theta}^{[1:n]}, \mathbf{w}^{[1:n]}) - L(\boldsymbol{\theta}^{[1:n]}) \right) - \sum_{\ell=1}^n \left( \mathcal{L}(\boldsymbol{\theta}_\ell^{[1:n]}, \mathbf{w}^{[1:n]}) - L(\boldsymbol{\theta}^{[1:n]}) \right).$$

By Taylor expansion,

$$F = \epsilon \nabla_\epsilon F|_{\epsilon=0} + \frac{\epsilon^2}{2} \nabla_{\epsilon\epsilon} F|_{\epsilon=0} + \mathcal{O}(\epsilon^3).$$

It is obvious to see that the first order derivation  $\nabla_\epsilon F|_{\epsilon=0}$  equals zero because of the correction terms. Specifically,

$$\nabla_\epsilon F|_{\epsilon=0} = \sum_{\ell=1}^n \sum_{i=1}^{m_\ell} \nabla_{\theta_i^{[\ell]}} \mathcal{L}(\boldsymbol{\theta}^{[1:n]}, \mathbf{w}^{[1:n]})^\top \delta_i^{[\ell]} \Big|_{\epsilon=0} - \sum_{\ell=1}^n \sum_{i=1}^{m_\ell} \nabla_{\theta_i^{[\ell]}} \mathcal{L}(\boldsymbol{\theta}^{[1:n]}, \mathbf{w}^{[1:n]})^\top \delta_i^{[\ell]} \Big|_{\epsilon=0} = 0.$$

For the second order derivation, define

$$A_{\ell, \ell'} = \nabla_{\theta^{[\ell]} \theta^{[\ell']}} L(\boldsymbol{\theta}^{[1:n]}).$$

For any  $\ell \neq \ell'$ , we have

$$\nabla_{\theta_i^{[\ell]} \theta_{i'}^{[\ell']}} \mathcal{L}(\boldsymbol{\theta}^{[1:n]}, \mathbf{w}^{[1:n]}) \Big|_{\epsilon=0} = w_i^{[\ell]} w_{i'}^{[\ell']} \nabla_{\theta^{[\ell]} \theta^{[\ell']}} L(\boldsymbol{\theta}^{[1:n]}) = w_i^{[\ell]} w_{i'}^{[\ell']} A_{\ell, \ell'}.$$

Therefore, we have

$$\begin{aligned} \nabla_{\epsilon\epsilon} F|_{\epsilon=0} &= \sum_{\ell \neq \ell'} \sum_{i=1}^{m_\ell} \sum_{i'=1}^{m_{\ell'}} (\delta_i^{[\ell]})^\top \nabla_{\theta_i^{[\ell]} \theta_{i'}^{[\ell']}} \mathcal{L}(\boldsymbol{\theta}^{[1:n]}, \mathbf{w}^{[1:n]}) \Big|_{\epsilon=0} \delta_{i'}^{[\ell']} \\ &= \sum_{\ell \neq \ell'} \sum_{i=1}^{m_\ell} \sum_{i'=1}^{m_{\ell'}} w_i^{[\ell]} w_{i'}^{[\ell']} (\delta_i^{[\ell]})^\top A_{\ell, \ell'} \delta_{i'}^{[\ell']} \\ &= \sum_{\ell \neq \ell'} (\bar{\delta}^{[\ell]})^\top A_{\ell, \ell'} \bar{\delta}^{[\ell']} \\ &= 0 \quad \text{//because } \bar{\delta}^{[\ell]} = 0. \end{aligned}$$

Here  $\nabla_{\epsilon\epsilon} F|_{\epsilon=0}$  only involves cross derivatives  $\nabla_{\theta_i^{[\ell]} \theta_{i'}^{[\ell']}} \mathcal{L}(\boldsymbol{\theta}^{[1:n]}, \mathbf{w}^{[1:n]})$  with  $\ell \neq \ell'$ , because all the terms with  $\ell = \ell'$  are cancelled due the correction terms.  $\square$

## A.2 Proofs of $\infty$ -Wasserstein Steepest Descent

Recall that  $p$ -Wasserstein distance is

$$W_p(\rho, \rho') = \inf_{\gamma \in \Pi(\rho, \rho')} \mathbb{E}_{(\theta, \theta') \sim \gamma} [\|\theta - \theta'\|^p]^{1/p}.$$

When  $p \rightarrow +\infty$ , we obtain  $\infty$ -Wasserstein distance,

$$W_\infty(\rho, \rho') = \inf_{\gamma \in \Pi(\rho, \rho')} \text{esssup}_{(\theta, \theta') \sim \gamma} \|\theta - \theta'\|, \quad (11)$$

where  $\text{esssup}$  denotes essential supremum; it is the minimum value  $c$  with  $\gamma(\|\theta - \theta'\| \geq c) = 0$ .

In the proof, we use  $\gamma_{\rho, \rho'}$  an optimal solution of  $\gamma$  in (11), that is,

$$\gamma_{\rho, \rho'} \in \arg \inf_{\gamma \in \Pi(\rho, \rho')} \text{esssup}_{(\theta, \theta') \sim \gamma} \|\theta - \theta'\|.$$

$\gamma_{\rho, \rho'}$  is called an  $\infty$ -Wasserstein optimal coupling of  $\rho$  and  $\rho'$ . Denote by  $\mu_{\rho, \rho'}(\theta)$  and  $\Sigma_{\rho, \rho'}(\theta)$  the mean and covariance matrix of  $(\theta' - \theta)$  under  $\gamma_{\rho, \rho'}$ , conditional on  $\theta$ , that is,

$$\mu_{\rho, \rho'}(\theta) = \mathbb{E}_{\gamma_{\rho, \rho'}}[(\theta' - \theta) \mid \theta] \quad \Sigma_{\rho, \rho'}(\theta) = \text{cov}_{\gamma_{\rho, \rho'}}[(\theta' - \theta) \mid \theta].$$

It is natural to expect that we can upper bound the magnitude of both  $\mu_{\rho, \rho'}(\theta)$  and  $\Sigma_{\rho, \rho'}(\theta)$  by the  $\infty$ -Wasserstein distance.

**Lemma A.2.** *Following the definition above, we have*

$$\|\mu_{\rho, \rho'}(\theta)\| \leq W_\infty(\rho, \rho'), \quad \lambda_{max}(\Sigma_{\rho, \rho'}(\theta)) \leq W_\infty(\rho, \rho')^2,$$

almost surely for  $\theta \sim \rho$ .

*Proof.* We have

$$\|\mu_{\rho, \rho'}(\theta)\| \leq \operatorname{esssup}_{\gamma_{\rho, \rho'}} \|\theta - \theta'\| = W_\infty(\rho, \rho'),$$

almost surely for  $\theta \sim \rho$ . And

$$\lambda_{max}(\Sigma_{\rho, \rho'}(\theta)) \leq \max_{\|v\|=1} \mathbb{E}_{\gamma_{\rho, \rho'}} [ (v^\top (\theta' - \theta))^2 ] \leq \operatorname{esssup}_{\gamma_{\rho, \rho'}} \|\theta - \theta'\|^2 = W_\infty(\rho, \rho')^2.$$

□

**Proof of Theorem 2.5.** Following Theorem A.3, we have

$$\Delta^*(\rho, \epsilon) = \min_{\rho'} \{ \mathbb{E}_{\theta \sim \rho} [G_\rho(\theta)^\top \mu_{\rho, \rho'}(\theta)] : \mathbb{D}_\infty(\rho, \rho') \leq \epsilon \} + \mathcal{O}(\epsilon^2).$$

For  $\mathbb{D}_\infty(\rho, \rho') \leq \epsilon$ , we must have  $\|\mu_{\rho, \rho'}\| \leq \epsilon$ , and hence  $\mathbb{E}_{(\theta, \theta') \sim \gamma_{\rho, \rho'}} [G_\rho(\theta)^\top \mu_{\rho, \rho'}(\theta)] \geq -\mathbb{E}_\rho[\|G_\rho\|^2]$ . On the other hand, this minimum above is achieved when  $\mu_{\rho, \rho'} = -\epsilon G_\rho(\theta) / \|G_\rho(\theta)\|$ . The only distribution  $\rho'$  that satisfies this condition is  $\rho' = (I - \epsilon G_\rho(\theta) / \|G_\rho(\theta)\|) \# \rho$ . This proves Theorem 2.5a.

For Theorem A.4b, we need to use the result in Theorem A.4, which yields, in the case of stable local optima, that

$$\Delta^*(\rho, \epsilon) = \min_{\rho'} \left\{ \mathbb{E}_{\theta \sim \rho} \left[ \frac{1}{2} \operatorname{tr}(S_\rho(\theta)^\top \Sigma_{\rho, \rho'}(\theta)) \right] : \mathbb{D}_\infty(\rho, \rho') \leq \epsilon \right\} + \mathcal{O}(\epsilon^3).$$

Similar to the argument above, the minima should satisfies  $\Sigma_{\rho, \rho'}(\theta) \propto v_{min} v_{min}^\top$ , where  $v_{min}$  is the eigenvector of  $S_\rho(\theta)$  associated with its minimum eigenvalue. This corresponds to splitting  $\theta$  into two copies with each weights with parameter  $\theta \pm \epsilon v_{min}$  when  $\lambda_{min} < 0$ , or keep  $\rho$  unchanged when  $\lambda_{min} > 0$ . □

**Theorem A.3.** *Define  $G_\rho(\theta) = \mathbb{E}_{x \sim \mathcal{D}} [\nabla \Phi(\mathbb{E}_\gamma[\sigma(\theta, x)]) \nabla_\theta \sigma(\theta, x)]$ . For two distributions  $\rho$  and  $\rho'$  and their  $\infty$ -Wasserstein optimal coupling  $\gamma_{\rho, \rho'}$ . We have*

$$\mathcal{L}[\rho'] = \mathcal{L}[\rho] + \mathbb{E}_{(\theta, \theta') \sim \gamma_{\rho, \rho'}} [G_\rho(\theta)^\top (\theta' - \theta)] + \mathcal{O}((\mathbb{D}_\infty(\rho, \rho'))^2). \quad (12)$$

*Proof.* We write  $\gamma = \gamma_{\rho, \rho'}$  for convenience. For  $(\theta, \theta') \sim \gamma$ , introduce  $\theta_\eta = \eta\theta' + (1 - \eta)\theta$ , whose distribution is denoted by  $\rho_\eta$ . We have  $\rho_0 = \rho$  and  $\rho_1 = \rho'$ . Taking Taylor expansion of  $\mathcal{L}[\rho_\eta]$  w.r.t.  $\eta$ , we have

$$\mathcal{L}[\rho'] = \mathcal{L}[\rho] + \nabla_\eta \mathcal{L}[\rho_\eta] \Big|_{\eta=0} + \frac{1}{2} \nabla_{\eta\eta}^2 \mathcal{L}[\rho_\eta] \Big|_{\eta=\xi},$$

where  $\xi$  is a number between 0 and 1. We just need to calculate the derivatives. For the first order derivative, we have

$$\begin{aligned} \nabla_\eta \mathcal{L}[\rho_\eta] \Big|_{\eta=0} &= \nabla_\eta \mathbb{E}_{x \sim \mathcal{D}} [\Phi(\mathbb{E}_\gamma[\sigma(\eta\theta' + (1 - \eta)\theta, x)])] \Big|_{\eta=0} \\ &= \mathbb{E}_{x \sim \mathcal{D}} [\Phi'(\mathbb{E}_\gamma[\sigma(\theta_\eta, x)]) \mathbb{E}_\gamma[\nabla_\theta \sigma(\theta_\eta, x)^\top (\theta' - \theta)]] \Big|_{\eta=0} \\ &= \mathbb{E}_{x \sim \mathcal{D}} [\Phi'(\mathbb{E}_\gamma[\sigma(\theta, x)]) \mathbb{E}_\gamma[\nabla_\theta \sigma(\theta, x)^\top (\theta' - \theta)]] \\ &= \mathbb{E}_\gamma[G_\rho(\theta)^\top (\theta' - \theta)], \end{aligned}$$

where we used the derivation of  $G_\rho(\theta)$ .

For the second order derivative, we have

$$\begin{aligned}
\nabla_{\eta\eta}^2 \mathcal{L}[\rho_\eta] \Big|_{\eta=\xi} &= \nabla_\eta (\nabla_\eta \mathcal{L}[\rho_\eta]) \Big|_{\eta=0} \\
&= \nabla_\eta \mathbb{E}_{x \sim \mathcal{D}} [\Phi'(\mathbb{E}_\gamma[\sigma(\theta_\eta, x)]) \mathbb{E}_\gamma[\nabla_\theta \sigma(\theta_\eta, x)^\top (\theta' - \theta)]] \Big|_{\eta=\xi} \\
&= \mathbb{E}_{x \sim \mathcal{D}} [\Phi''(\mathbb{E}_\gamma[\sigma(\theta_\eta, x)]) (\mathbb{E}_\gamma[\nabla_\theta \sigma(\theta_\eta, x) (\theta' - \theta)])^2] \\
&\quad + \mathbb{E}_{x \sim \mathcal{D}} [\Phi'(\mathbb{E}_\gamma[\sigma(\theta_\eta, x)]) \mathbb{E}_\gamma[(\theta' - \theta)^\top \nabla_{\theta\theta}^2 \sigma(\theta_\eta, x) (\theta' - \theta)]] \Big|_{\eta=\xi} \\
&= \mathbb{E}_\gamma[(\theta' - \theta)^\top T_\rho(\theta_\xi) (\theta' - \theta)] + \mathbb{E}_\gamma[(\theta' - \theta)^\top S_\rho(\theta_\xi) (\theta' - \theta)] \\
&= \mathbb{E}_\gamma[(\theta' - \theta)^\top (T_\rho(\theta_\xi) + S_\rho(\theta_\xi)) (\theta' - \theta)]
\end{aligned}$$

where we define  $T_\rho(\theta_\xi) := \mathbb{E}_{x \sim \mathcal{D}} [\Phi''(\mathbb{E}_\gamma[\sigma(\theta_\xi, x)]) \nabla_\theta \sigma(\theta_\xi, x)^{\otimes 2}]$ . We have

$$\begin{aligned}
\nabla_{\eta\eta}^2 \mathcal{L}[\rho_\eta] \Big|_{\eta=\xi} &= \mathcal{O}(\mathbb{E}_\gamma[\|\theta' - \theta\|^2]) \\
&= \mathcal{O}\left(\left[\text{esssup}_\gamma \|\theta' - \theta\|\right]^2\right) \\
&= \mathcal{O}(\mathbb{D}_\infty(\rho, \rho')^2).
\end{aligned}$$

This completes the proof.  $\square$

**Theorem A.4.** For two distributions  $\rho$  and  $\rho'$ , denote by  $\gamma_{\rho, \rho'}$  their  $\infty$ -Wasserstein optimal coupling, and  $\mu_{\rho, \rho'}(\theta)$  and  $\Sigma_{\rho, \rho'}(\theta)$  the mean and covariance matrix of  $(\theta' - \theta)$  under  $\gamma_{\rho, \rho'}$ , conditional on  $\theta$ , respectively. Denote by  $(I + \mu_{\rho, \rho'}) \# \rho$  the distribution of  $\theta + \mu_{\rho, \rho'}(\theta)$  when  $\theta \sim \rho$ . We have

$$\mathcal{L}[\rho'] = \mathcal{L}[(I + \mu_{\rho, \rho'}) \# \rho] + \mathbb{E}_{\theta \sim \rho} \left[ \frac{1}{2} \text{tr}(S_\rho(\theta)^\top \Sigma_{\rho, \rho'}(\theta)) \right] + \mathcal{O}((\mathbb{D}_\infty(\rho, \rho'))^3) \quad (13)$$

where  $S_\rho(\theta) = \mathbb{E}_{x \sim \mathcal{D}} [\Phi'(f_\rho(x)) \nabla_{\theta\theta}^2 \sigma(\theta, x)]$ . The first and second terms capture the effect of displacement and splitting, respectively.

**Proof of Theorem A.4.** We use  $\gamma := \gamma_{\rho, \rho'}$  for notation convenience. Denote by  $\tilde{\theta} = \theta + \mu_{\rho, \rho'}(\theta)$  and  $\tilde{\rho} = (I + \mu_{\rho, \rho'}) \# \rho$  the distribution of  $\tilde{\theta}$  when  $\theta \sim \rho$ . Recall that for  $(\theta, \theta') \sim \gamma$ , we have

$$\mathbb{E}_\gamma[\theta' - \tilde{\theta} \mid \theta] = \mathbb{E}_\gamma[\theta' - \theta - \mu_{\rho, \rho'}(\theta) \mid \theta] = 0, \quad (14)$$

$$\Sigma_{\rho, \rho'}(\theta) = \mathbb{E}_\gamma[(\theta' - \tilde{\theta})(\theta' - \tilde{\theta})^\top \mid \theta]. \quad (15)$$

Introduce  $\theta_\eta = \eta\theta' + (1 - \eta)\tilde{\theta}$ . Denote by  $\rho_\eta$  the distribution of  $\theta_\eta$ . This gives  $\rho' = \rho_1$  and  $\tilde{\rho} = \rho_0$ . We have

$$\mathcal{L}[\rho'] = \mathcal{L}[\tilde{\rho}] + \nabla_\eta \mathcal{L}[\rho_\eta] \Big|_{\eta=0} + \frac{1}{2} \nabla_{\eta\eta}^2 \mathcal{L}[\rho_\eta] \Big|_{\eta=0} + \frac{1}{6} \nabla_{\eta\eta\eta}^3 \mathcal{L}[\rho_\eta] \Big|_{\eta=\xi},$$

where  $\xi$  is a number between 0 and 1. We just need to evaluate these derivatives. For the first order derivative, we have

$$\begin{aligned}
\nabla_\eta \mathcal{L}[\rho_\eta] \Big|_{\eta=0} &= \nabla_\eta \mathbb{E}_{x \sim \mathcal{D}} [\Phi(\mathbb{E}_\gamma[\sigma(\eta\theta' + (1 - \eta)\tilde{\theta}, x)])] \Big|_{\eta=0} \\
&= \mathbb{E}_{x \sim \mathcal{D}} [\Phi'(\mathbb{E}_\gamma[\sigma(\theta_\eta, x)]) \mathbb{E}_\gamma[\nabla_\theta \sigma(\theta_\eta, x)^\top (\theta' - \tilde{\theta})]] \Big|_{\eta=0} \\
&= \mathbb{E}_{x \sim \mathcal{D}} [\Phi'(\mathbb{E}_\gamma[\sigma(\tilde{\theta}, x)]) \mathbb{E}_\gamma[\nabla_\theta \sigma(\tilde{\theta}, x)^\top (\theta' - \tilde{\theta})]] \\
&= 0,
\end{aligned}$$

where the last step uses (14). Here  $\nabla\sigma$  denote the derivatives w.r.t. its first variables.

For the second order derivative, we have

$$\begin{aligned}
& \nabla_{\eta\eta}^2 \mathcal{L}[\rho_\eta] \Big|_{\eta=0} = \nabla_\eta (\nabla_\eta \mathcal{L}[\rho_\eta]) \Big|_{\eta=0} \\
& = \nabla_\eta \mathbb{E}_{x \sim \mathcal{D}} \left[ \Phi'(\mathbb{E}_\gamma[\sigma(\theta_\eta, x)]) \mathbb{E}_\gamma[\nabla\sigma(\theta_\eta, x)^\top (\theta' - \tilde{\theta})] \right] \Big|_{\eta=0} \\
& = \mathbb{E}_{x \sim \mathcal{D}} \left[ \Phi''(\mathbb{E}_\gamma[\sigma(\theta_\eta, x)]) (\mathbb{E}_\gamma[\nabla\sigma(\theta_\eta, x)(\theta' - \tilde{\theta})])^2 \right] \\
& \quad + \mathbb{E}_{x \sim \mathcal{D}} \left[ \Phi'(\mathbb{E}_\gamma[\sigma(\theta_\eta, x)]) \mathbb{E}_\gamma[(\theta' - \tilde{\theta})^\top \nabla^2 \sigma(\theta_\eta, x)(\theta' - \tilde{\theta})] \right] \Big|_{\eta=0} \quad (16) \\
& = 0 + \mathbb{E}_\gamma[(\theta' - \tilde{\theta})^\top S_\rho(\theta)(\theta' - \tilde{\theta})] \\
& = \mathbb{E}_{\theta \sim \rho}[\text{tr}(S_\rho(\theta)\Sigma_{\rho, \rho'}(\theta))].
\end{aligned}$$

Further, we can show that  $\nabla_{\eta\eta\eta}^3 \mathcal{L}[\rho_\eta] \Big|_{\eta=\xi} = \mathcal{O}(\mathbb{D}_\infty(\rho, \rho')^3)$ , since when taking the third gradient,

all the terms of the derivative is bounded by  $\|\theta - \theta'\|^3$ . Specifically, taking the derivative of the form of  $\nabla_{\eta\eta}^2 \mathcal{L}[\rho_\eta]$  in (16) gives

$$\begin{aligned}
& \nabla_{\eta\eta\eta}^3 \mathcal{L}[\rho_\eta] \Big|_{\eta=\xi} \\
& = \mathbb{E}_{x \sim \mathcal{D}} \left[ \Phi'''(\mathbb{E}_\gamma[\sigma(\theta_\xi, x)]) (\mathbb{E}_\gamma[\nabla\sigma(\theta_\xi, x)(\theta' - \tilde{\theta})])^3 \right] \\
& \quad + 3\mathbb{E}_{x \sim \mathcal{D}} \left[ \Phi''(\mathbb{E}_\gamma[\sigma(\theta_\xi, x)]) \mathbb{E}_\gamma[\nabla\sigma(\theta_\xi, x)(\theta' - \tilde{\theta})] \mathbb{E}_\gamma[(\theta' - \tilde{\theta})^\top \nabla^2 \sigma(\theta_\xi, x)(\theta' - \tilde{\theta})] \right] \\
& \quad + \mathbb{E}_{x \sim \mathcal{D}} \left[ \Phi'(\mathbb{E}_\gamma[\sigma(\theta_\xi, x)]) \mathbb{E}_\gamma[\langle \nabla^3 \sigma(\theta_\xi, x), (\theta' - \tilde{\theta})^{\otimes 3} \rangle] \right] \\
& = \mathcal{O} \left( \text{esssup}_{(\theta, \theta') \sim \rho} \|\theta' - \tilde{\theta}\|^3 \right) \\
& = \mathcal{O}(\mathbb{D}_\infty(\rho, \rho')^3).
\end{aligned}$$

Here we use the notation  $\langle A, v^{\otimes 3} \rangle = \sum_{ijk=1}^d A_{ijk} v_i v_j v_k$ . This completes the proof.  $\square$



## B Experimental Settings

### B.1 Two-Layer RBF neural network

We describe two-layer RBF neural network. We consider fitting a target function with a form,

$$f(x) = \sum_{i=1}^m w_i \sigma(\theta_i^\top [x, 1]),$$

where  $\sigma(x) = \exp(-x^2/2)$  and  $x \in \mathbb{R}$ ; the true number of neurons is set to be  $m = 15$  and the true values of parameters  $w_i$  and  $\theta_i^*$  are randomly drawn from  $\mathcal{N}(0, 3)$ . We generate a training data  $\mathcal{D} := \{x_i, y_i\}_{i=1}^{1000}$  by drawing  $x_i$  from  $\text{Uniform}[-5, 5]$  and set  $y_i = f(x_i)$  without noise. The network is trained by minimizing the mean square loss:

$$\mathcal{L}(\theta, \mathbf{w}) = \mathbb{E}_{(x,y) \sim \mathcal{D}} \left[ \left( y - \sum_{k=1}^m w_k \sigma(\theta_k^\top [x, 1]) \right)^2 \right].$$

Mapping to (2), we have  $\Phi(f) = (y - f)^2$ . We learn the function using our splitting method and other progressive training methods starting from  $m = 1$  neuron. We continuously add one neuron each time after 50,000 iterations training using Gradient descent with a 0.1 learning rate. When all the eigen values in our splitting method are larger than  $-1e^{-3}$ , which means we can not gain many improvement from this method, we stop the splitting at  $m = 8$ . Figure 5 shows curves learned by different methods with  $m = 3, 8$  neurons, respectively.

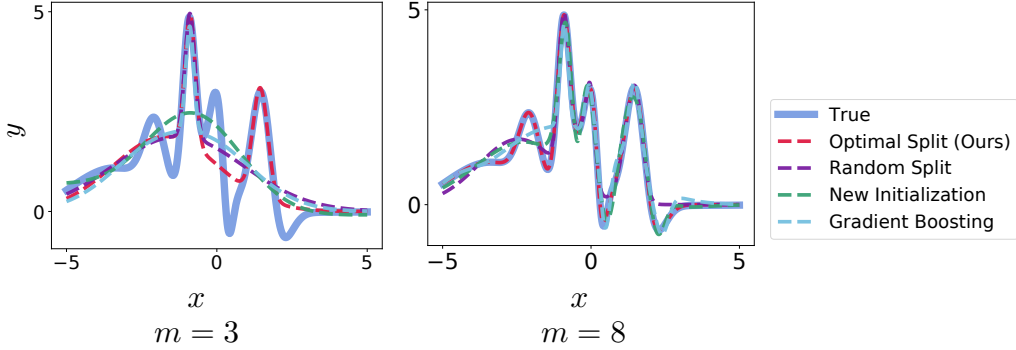


Figure 5: Results on toy neural networks.

## B.2 Learning Interpretable Neural Network

We describe more details of our experiments on learning the interpretable neural network.

**Setting** We adopt the interpretable neural architecture proposed in Li et al. (2018) as our testbed. Unlike standard black box neural networks, this architecture contains a special prototype layer in the classifier, which includes a set of prototypes that are enforced to be similar to realistic images for increasing interpretability. In this model, the input image  $x$  is first mapped to a lower-dimensional representation  $v$  based on its distance with the prototypes  $\|\theta - e(x)\|$ , where  $\theta$  represents the parameter of a prototype and  $e(x)$  is an encoder function. In addition, to ensure the prototypes are interpretable, Li et al. (2018) introduce a regularization term that minimizes the minimum square distance between the prototypes and the training data, which has again a form of  $\|\theta - e(x)\|$ . Therefore, the overall training loss has a form of  $\mathbb{E}_x[\Phi(\|\theta - e(x)\|)]$ , for which our splitting method can be applied.

For the experiment, we evaluate our method on the MNIST dataset. We feed each prototype into the decoder function to generate prototype visualization in the pixel space. We use the same encoder and decoder architectures as suggested in Li et al. (2018) and refer the reader to Li et al. (2018) for more implementation details. We compare our splitting method with new initialization, random splitting, net2net method. Start from one prototype template, all the method split one template after 60 epochs training. New initialization method add a new randomly initialized template each time, random splitting and net2net all randomly choose one template to split, the difference is that random splitting give a shift vector after splitting while net2net method follows giving a larger learning rate in the new network. We also set a baseline that train the model from scratch, which means directly train a fix number prototype templates.

**Results** We also provide more information and results on learning explainable neural networks (see section 3), including comparisons of training loss and the full evolutionary trees of the splitting process of our method and baseline methods. On the other hand, we find the testing loss of all the methods are similar to each other, which is not surprising because the MNIST data is simple, and there is only one layer of prototypes with which our advantage of learning the model structures (in deciding the number of neurons to split in different layers) can not be leveraged. The purpose of this experiment is mainly on visualizing the splitting dynamics of the interpretable neurons.

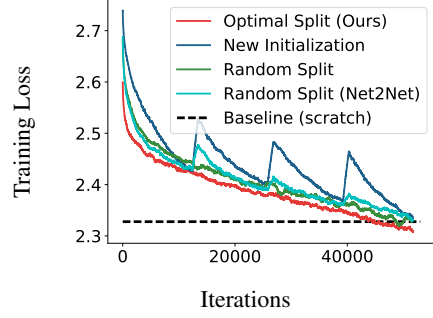


Figure 6: Comparisons of training loss between our method and baseline approaches.

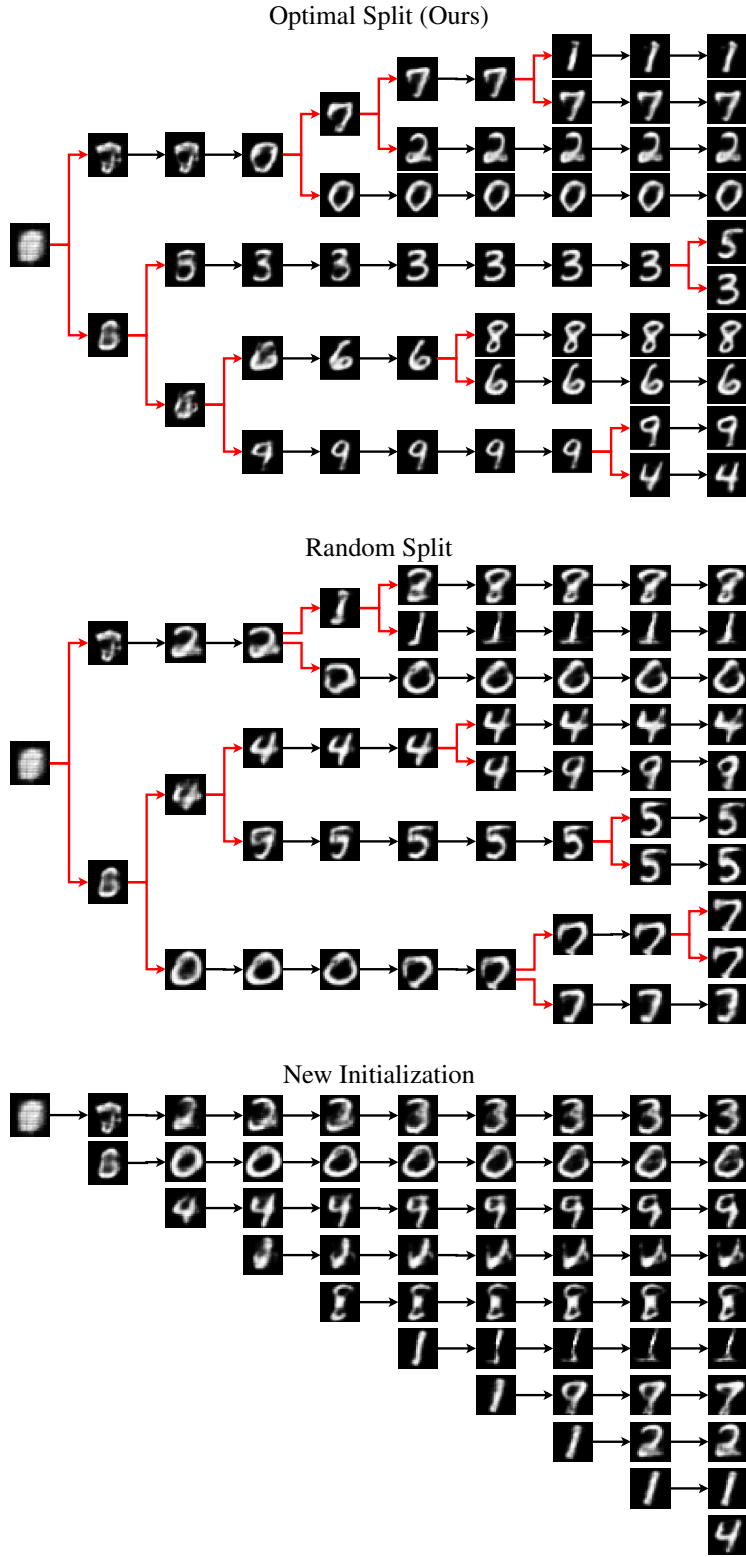


Figure 7: The evolutionary trees of the splitting process using our method and the baselines.

### B.3 Progressive Training for Image Classification

We investigate the effectiveness of our methods in learning novel compact deep neural networks for image classification.

**Dataset** We use the CIFAR-10 benchmark dataset. CIFAR-10<sup>3</sup> consists of images drawn from 10 classes. The training and test sets contain 50,000 and 10,000 images, respectively. We adopt a standard data augmentation scheme (mirroring and shifting) that is widely used for this dataset (Liu et al., 2019b, 2017). The input images are normalized using channel means and standard derivations.

**Networks** We experiment with two popular deep neural architectures, MobileNet (Howard et al., 2017) and VGG19 (Simonyan & Zisserman, 2015), as our testbed. MobileNet consists of 1 standard convolution layer that follows 13 depthwise and pointwise convolution layers; VGG19 consists of standard 16 convolution layers.

**Training Settings** We are interested in training structured compact networks and treat kernel weights as neurons. For example, given a convolution layer with  $n_{out} \times n_{in} \times k \times k$  parameters, with  $n_{out}$  denotes the number of output channels and  $n_{in}$  represents the number of input channels and  $k$  is the filter size. In this way, each neuron has a size  $n_{in} \times k \times k$  and there are  $n_{out}$  neurons in total. We start with a relative small size network and gradually grow the network by splitting the neurons with minimum eigenvalues follow Algorithm 1. For MobileNet, we keep the first convolution layer as the same (=32) and set the number of depthwise and pointwise channels to be 16. For VGG19, we set the number of channels to 16 for all layers.

We set the batch size to be 64. We use stochastic gradient descent with an initial learning rate 0.1, the learning rate is divided by 10 at 50% and 75% of the total number of training epochs. We use a weight decay of  $10^{-4}$  and a Nesterove momentum of 0.9 without dampening.

After splitting, we obtain narrow deep neural networks, which are then retrained or finetuned. We use the same optimization settings as in standard training. We retrain (or finetune) all networks for 160 epochs.

Note that our splitting matrix (see Eq. 7) involves the second order information of the activation function. In practice, we replace all ReLU activation with Softplus to prevent numerical issues in calculating the splitting matrices. We also apply this in other following experiments that contain ReLU activation function in the network.

**Pruning** To demonstrate the effectiveness of our method in learning lightweight deep neural networks. We compare with two structured pruning algorithms: Batch-normalization-based pruning (Bn-prune) (Liu et al., 2017): Bn-prune imposes L1-sparsity on channel-wise scaling factors from Batch Normalization layers during training, and prunes channels with lower scaling factors afterwards; and L1-based pruning (L1-prune) (Li et al., 2017): in each layer, a certain percentage of filters with small L1-norm weights will be pruned.

For all pruning baselines, we use the implementation provided by Liu et al. (2019b). We train all backbone networks from scratch as baselines. For Bn-prune, we set the sparsity term to be 0.0001 for all the cases.

### B.4 Resource-efficient Keyword spotting

We apply our methods on the application of keyword spotting. Keyword spotting systems aim to detect a particular keyword from a continuous stream of audio, which are typically deployed on a wide range of edge devices with resource constraints.

**Dataset and training settings** We use the Google speech commands benchmark dataset (Warden, 2018) for comparisons. We are interested in the setting that the model size is limited to less than 500K and adopt the optimized architectures with tight resource constraints provided in (Zhang et al., 2017) as our baselines. For fair comparisons, we closely follow the experimental settings described in Zhang et al. (2017). We split the dataset into 80/10/10 for training, validation and test, respectively.

<sup>3</sup><https://www.cs.toronto.edu/~kriz/cifar.html>

We start with a very narrow model and increase its size over time. Specifically, we build on our method on the DS-CNN architecture proposed in (Zhang et al., 2017) by reducing the number of channels in each layer to 16. The backbone DS-CNN model consists of 1 regular convolution layer and 5 depthwise and pointwise convolution layers (Howard et al., 2017). We refer the reader to Appendix (or Zhang et al. (2017)) for more implementation details. For each stage, we first train the small network to converge and increase the number of channels by a percentage of 30% using the approach described in Algorithm 1. We use the same hyperparameters for training and evaluation as in (Zhang et al., 2017) unless otherwise specified.

## C Additional Results

### C.1 Herding with Splitting

We consider the problem of data compression. Given a large set of points  $\{\theta_i^*\}_{i=1}^N$ , we want to find a smaller set of points  $\{\theta_i\}_{i=1}^n$ , equipped with a set of importance weights  $\{w_i\}_{i=1}^n$ , to approximate the larger set. This problem can be solved by minimizing maximum mean discrepancy (MMD) (Gretton et al., 2012), and is known as *herding* (Chen et al., 2010).

Denote by  $\rho_* = \sum_{i=1}^N \delta_{\theta_i^*}/N$  the empirical distribution of the original data, and  $\rho = \sum_{i=1}^n w_i \delta_{\theta_i}/n$  the (weighted) empirical distribution of the compressed data. Let  $k(\theta, \theta')$  be a positive definite kernel, which can be represented into a random feature expansion of form

$$k(\theta, \theta') = \mathbb{E}_x[\sigma(\theta, x)\sigma(\theta', x)].$$

The  $\sigma(\theta, x)$  can be taken to be the cosine function for commonly used kernels such as RBF kernel; see Rahimi & Recht (2007). Then the MMD between  $\rho$  and  $\rho_*$ , with kernel  $k(\theta, \theta')$ , can be written into

$$\begin{aligned} \text{MMD}(\rho, \rho_*) &= \mathbb{E}_{\rho, \rho_*}[k(\theta, \theta') - 2k(\theta, \theta'_*) + k(\theta_*, \theta'_*)] \\ &= \mathbb{E}_x[(\mathbb{E}_\rho[\sigma(\theta, x)] - \mathbb{E}_{\rho_*}[\sigma(\theta_*, x)])^2], \end{aligned} \quad (17)$$

where  $\theta, \theta'$  is i.i.d. drawn from  $\rho$  and  $\theta_*, \theta'_*$  is i.i.d. drawn from  $\rho_*$ . The data compression problem can be viewed as minimizing the MMD:

$$\min_{\rho} \{\mathcal{L}[\rho] := \text{MMD}(\rho, \rho_*)\}.$$

From (17), this minimization can be viewed as performing least square regression on a one-hidden-layer neural network  $f_\rho(x) = \mathbb{E}_\rho[\sigma(\theta, x)]$ . Therefore, splitting steepest descent can be applied to minimize the loss function. This allows us to start with a small number of particles (data points), and gradually increase the number of points by splitting. The splitting matrix of  $\mathcal{L}[\rho]$  is

$$\begin{aligned} S_\rho(\theta) &= 2\mathbb{E}_x[(\mathbb{E}_{\theta' \sim \rho}[\sigma(\theta', x)] - \mathbb{E}_{\theta_* \sim \rho_*}[\sigma(\theta_*, x)]) \nabla_{\theta\theta}^2 \sigma(\theta, x)] \\ &= 2\mathbb{E}_{\theta' \sim \rho, \theta_* \sim \rho_*}[\nabla_{\theta\theta}^2 k(\theta, \theta') - \nabla_{\theta\theta}^2 k(\theta, \theta_*)]. \end{aligned}$$

This allows us to apply Algorithm 1 to iteratively split particles starting from a small set of particles.

We compare our splitting method with random splitting, gradient boosting (or also called herding in this setting Chen et al. (2010)), random new initialization (which iteratively add random new points and co-train them with all the previous particles). For the experiment, we construct  $\rho_*$  by drawing  $N = 1000$  i.i.d. 1-dimensional samples from a Gaussian mixture model  $p(x) = 0.2\mathcal{N}(-2, 0.5) + 0.3\mathcal{N}(1, 0.5) + 0.5\mathcal{N}(3, 0.5)$  as ground truth  $\rho^*$ . For all the methods, we start with one particle initialized from Uniform $[-5, -3]$ , and iteratively add new particles (by either splitting or introducing new points) every 1000 training iterations of gradient descent steps. We keep the weights as constants. For our method **Optimal Split (Ours)** and **Random Split**, we gradually introduce new particles by splitting a chosen particle into two copies. Each copy shares half of the weight of their parent particle. For **New Initialization** and **Gradient Boosting**, we keep the weight of each particle to be the same with a running sum equals one. We use the adagrad optimizer with a constant learning rate 0.01 for all methods.

Figure 8 plots the training dynamics of all methods. The size of each dot represents the particle weight. Figure 9 further shows the iterations v.s. the training loss (logarithm of MMD) for our method and baseline approaches. Our method yields the lowest training loss in general. The kicks of **New Initialization** and **Gradient Boosting** are resulted by re-weighting all particles after introducing new particles.

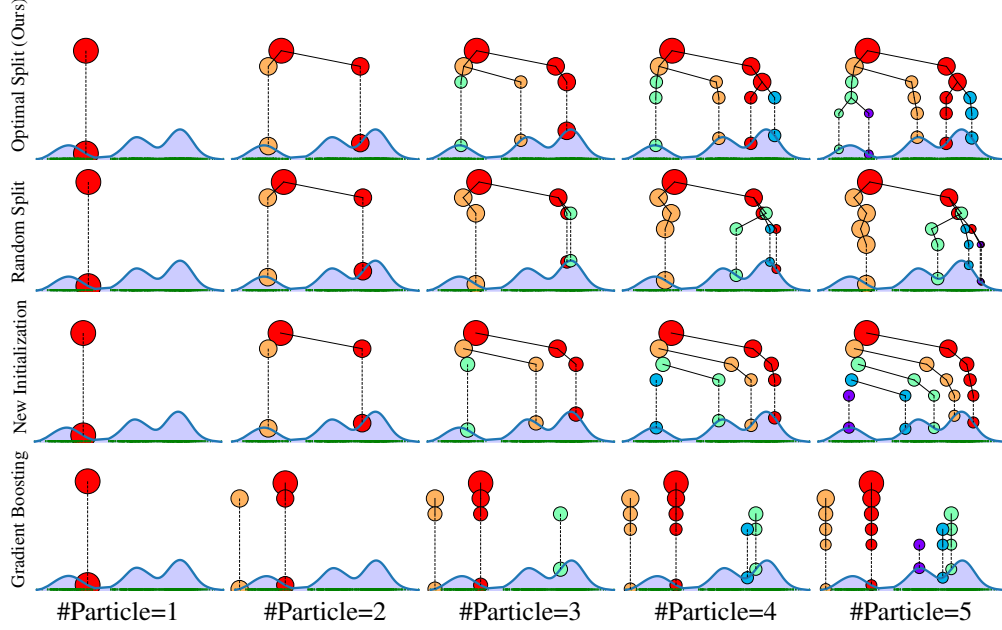


Figure 8: MMD minimization for data compression using different progressive optimization methods.

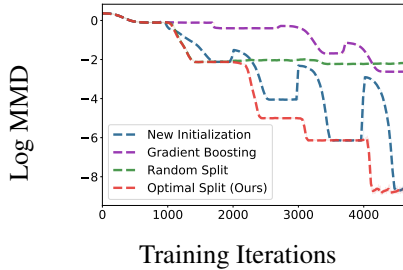


Figure 9: Lose curve of different methods for MMD minimization.

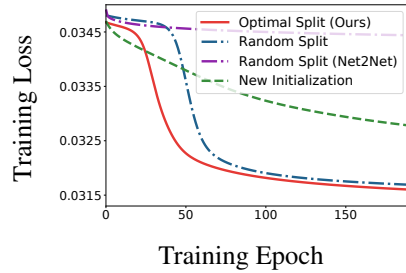


Figure 10: Result on transfer learning.

## C.2 Knowledge Transferring via Neural Splitting

In this section, we present a preliminary result that shows that our method can be used to accelerate the training for online learning and transfer learning by taking advantaging of transferring knowledge between neurons via splitting. The idea is to show that as new data arrives in online learning or transfer learning, our method can be used as an efficient approach to train augmented models while leveraging the previous knowledge by splitting neurons from the previous trained models (see (Chen et al., 2016)).

We present empirical evaluations of our method and baseline methods on the MNIST dataset. For simplicity, we train an one layer auto-encoder with 10 hidden units. We set the batch size to be 256 and use stochastic gradient descent with 0.1 learning rate. To simulate an online setting, we proceed as follows: we first train the autoencoder to converge with 15% data points randomly sampled from the MNIST dataset. Then we wide the network by introducing two new hidden units and fine-tune the network with 30% newly observed MNIST subset using the same learning rate as before. For Random Split (Net2Net), we grow the network by randomly select two hidden units and replicate all the corresponding weights. However, instead of perturbing the neurons, we double the learning rate following the setting suggested in (Chen et al., 2016). As shown in Figure 10, our method gives faster convergence than the baseline approaches.