

On Computing a Center Persistence Diagram

Yuya Higashikawa

School of Social Information Science, University of Hyogo, Kobe, Japan
higashikawa@sis.u-hyogo.ac.jp

Naoki Katoh

School of Social Information Science, University of Hyogo, Kobe, Japan
naoki.katoh@gmail.com

Guohui Lin

Department of Computing Science, University of Alberta, Edmonton, Alberta, Canada
guohui@ualberta.ca

Eiji Miyano

Department of Artificial Intelligence, Kyushu Institute of Technology, Iizuka, Japan
miyano@ces.kyutech.ac.jp

Suguru Tamaki

School of Social Information Science, University of Hyogo, Kobe, Japan
tamak@sis.u-hyogo.ac.jp

Junichi Teruyama

School of Social Information Science, University of Hyogo, Kobe, Japan
junichi.teruyama@sis.u-hyogo.ac.jp

Binhai Zhu

Gianforte School of Computing, Montana State University, Bozeman, MT 59717, USA
bhz@montana.edu

Abstract

Given a set of persistence diagrams $\mathcal{P}_1, \dots, \mathcal{P}_m$, for the data reduction purpose, one way to summarize their topological features is to compute the *center* \mathcal{C} of them. Let P_i be the set of feature points in \mathcal{P}_i . Here we mainly focus on the two discrete versions when points in \mathcal{C} could be selected with or without replacement from P_i 's. (We will briefly discuss the continuous case, i.e., points in \mathcal{C} are arbitrary, which turns out to be closely related to the 3-dimensional geometric assignment problem). For technical reasons, we first focus on the case when $|P_i|$'s are all the same (i.e., all have the same size n), and the problem is to compute a center point set \mathcal{C} under the bottleneck matching distance. We show, by a non-trivial reduction from the Planar 3D-Matching problem, that this problem is NP-hard even when $m = 3$. This implies that the general center problem for persistence diagrams, when P_i 's possibly have different sizes, is also NP-hard when $m \geq 3$. On the positive side, we show that this problem is polynomially solvable when $m = 2$ and admits a factor-2 approximation for $m \geq 3$. These positive results hold for any L_p metric when P_i 's are point sets of the same size, and also hold for the case when P_i 's have different sizes in the L_∞ metric (i.e., for the center persistence diagram problem). This is the best possible in polynomial time unless $P = NP$. All these results hold for both of the discrete versions.

2012 ACM Subject Classification Theory of computation - Design and analysis of algorithms

Keywords and phrases Persistence diagrams, Bottleneck distance, Center persistence diagram, NP-hardness, Approximation algorithms

Acknowledgements This work was done when GL, EM and BZ visited University of Hyogo.

1 Introduction

Computational topology has found a lot of applications in recent years [6]. Among them, persistence diagrams, each being a set of (topological feature) points above and inclusive of the line $Y = X$ in the X-Y plane, have also found various applications, for instance in GIS [1], in neural science [11], and in wireless networks [17]. (Such a topological feature point (b, d) in a persistence diagram,

2 Computing a Center Persistence Diagram

which we will simply call a point henceforth, indicates a topological feature which appears at time b and disappears at time d . Hence $b \leq d$. In the next section, we will present some technical details.) A consequence is that practitioners gradually have a database of persistence diagrams when processing the input data over a period of time. It is not uncommon these days that such a database has tens of thousands of persistence diagrams, each with up to several thousands of points. How to process and search these diagrams becomes a new challenge for algorithm designers, especially because the bottleneck distance is typically used to measure the similarity between two persistence diagrams.

In [9] the following problem was studied: given a set of persistence diagrams $\mathcal{P}_1, \dots, \mathcal{P}_m$, each with size at most n , how to preprocess them so that each has a key k_i for $i = 1..m$ and for a query persistence diagram \mathcal{Q} with key k , an approximate nearest persistence diagram \mathcal{P}_j can be returned by searching the key k in the data structure for k_i 's. A hierarchical data structure was built and the keys are basically constructed using snap roundings on a grid with different resolutions. There is a trade-off between the space complexity (i.e., number of keys stored) and the query time. Basically, if one wants an efficient (polylogarithmic) query time, then he/she has to use an exponential space; and with a linear or polynomial space, then he/she needs to spend an exponential query time. Different from traditional problems of searching similar point sets [14], one of the main technical difficulties is to handle points near the line $Y = X$.

Naturally, to reduce the data volume, one could consider packing a set of persistence diagrams with a center, which could be considered as a persistence diagram summarizing these persistence diagrams. While the traditional center concept (and the corresponding algorithms) has been used for planar point sets (under the Euclidean distance) [20] and on binary strings (under the Hamming distance) [18]; recently we have also seen its applications in more complex objects, like polygonal chains (under the discrete Frechet distance) [15, 2]. In this sense, this paper is also along this line.

Formally, in this paper we consider a way to pack persistence diagrams. Namely, given a set of persistence diagrams $\mathcal{P}_1, \dots, \mathcal{P}_m$, how to compute a *center* persistence diagram? Here the distance measure used is the traditional bottleneck distance. We first describe the case when all \mathcal{P}_i 's have the same size n , and at the end we show how to withdraw this constraint (by slightly increasing the running time of the algorithms). It turns out that the *continuous* case, i.e., when the points in the center can be arbitrary, is very similar to the geometric 3-dimensional assignment problem: Given three points sets P_i of the same size n and each colored with *color- i* for $i = 1..3$, divide points in P_i 's into n 3-clusters (or triangles) such that points in each cluster or triangle have different colors, and some geometric quantity (like the maximum area or perimeter of these triangles) is minimized [22, 12]. For our application, we need to investigate discrete versions where points in the center persistence diagram must come from the input diagrams (might be from more than one diagrams). We show that the problem is NP-hard even when $m = 3$ diagrams are given. On the other hand, we show that the problem is polynomially solvable when $m = 2$ and the problem admits a 2-approximation for $m \geq 3$.

This paper is organized as follows. In Section 2, we give some necessary definitions and we also show, as a warm-up, that the case when $m = 2$ is polynomially solvable. In Section 3, we prove that the problem is NP-hard when $m = 3$ via a non-trivial reduction from the Planar three-dimensional Matching (Planar 3DM) problem. In Section 4, we present the factor-2 approximation algorithm for the problem (when $m \geq 3$). In Section 5, we briefly discuss the generalizations of the problem and then we conclude the paper.

2 Preliminaries

We assume that the readers are familiar with standard terms in algorithms, like approximation algorithms [4], and NP-completeness [10].

2.1 Topology and Persistence Diagram

Homology is a machinery from algebraic topology which gives the ability to count the number of holes in a simplicial complex. For further details on classical homology theory, the readers are referred to [13], and to [21] for additional information on computational homology.

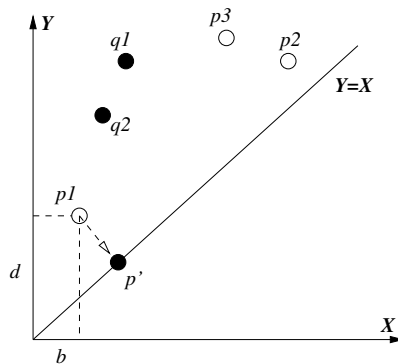
Simplicial Complex: Given a set of points P , a k -simplex is an unordered subset $\{p_0, p_1, \dots, p_k\}$ where $p_i \in P$ and $p_i \neq p_j$ for $i \neq j$. The faces of a k -simplex consist of all $(k-1)$ -simplices of the form $\{p_0, \dots, \bar{p}_i, \dots, p_k\}$, for $0 \leq i \leq k$, where \bar{p}_i indicates p_i is removed from the set. A *simplicial complex* is a set of simplices which is closed with respect to inclusion of faces. A typical example is a triangulated surface with a vertex set P , where edges are 1-simplices and faces are 2-simplices.

Simplicial Homology: Homology is an algebraic method for counting various types of ‘holes’. Let X be a simplicial complex. The homology $H_*(X)$ of X is a sequence of vector spaces $H_k(X)$, $k = 0, 1, 2, \dots$, where $H_k(X)$ is called the k -dimensional homology of X . The dimension of $H_k(X)$, called the k th Betti number of X , is a measurement of the number of different k -dimensional holes in X , which we denote $\beta_k(X)$.

For instance, the dimension of $H_0(X)$ is the number of path connected components of X and $H_1(X)$ consists of loops in X , each is a ‘hole’ in X .

It is well known that the k -dimensional homology of X can be computed in polynomial time [7], [21].

Persistent homology enters the picture in the following way: given a finite set of points, a family of simplicial complexes K_X^ϵ for $\epsilon \in \mathbb{R}$ is induced. Such simplicial complexes satisfy that $K_X^\epsilon \subseteq K_X^{\epsilon'}$ if $\epsilon' \geq \epsilon$. The nested family of simplicial complexes, along with the inclusion maps, is called a *filtration*, and is denoted by $\{K_X^\epsilon \hookrightarrow K_X^{\epsilon'}\}_{\epsilon \leq \epsilon'}$. For a given k , computing homology for each of these simplicial complexes yields a sequence of vector spaces in k -dimension, each generated by a *homology class* which corresponds to the topological features of the corresponding simplicial complexes. The central part of persistent homology is to track the birth and death of these topological features in K_X^ϵ for various values of ϵ , which gives a *persistence diagram* (containing the birth and death times of features as pairs (b, d) in the extended plane). See Figure 1 for an example. Note that as a convention, the line $Y = X$ is included in each persistence diagram, where points on the line $Y = X$ provide infinite multiplicity, i.e., a point (t, t) on it could be considered as a dummy feature which is born at time t then immediately dies.



■ **Figure 1** Two persistence diagrams \mathcal{P} and \mathcal{Q} , with feature point sets $P = \{p_1, p_2, p_3\}$ and $Q = \{q_1, q_2\}$ respectively. A point $p_1 = (b, d)$ means that it is born at time b and it dies at time d . The projection of p_1 on $Y = X$ gives p' .

4 Computing a Center Persistence Diagram

Given two persistent diagrams $D_k(U)$ and $D_k(V)$ in k -dimensional space, each with $O(n)$ points, the *bottleneck distance* between them is defined as follows:

$$d_B(D_k(U), D_k(V)) = \min\left\{ \max_{x \in D_k(U)} \|x - \phi(x)\|_\infty, \phi : D_k(U) \rightarrow D_k(V) \text{ a bijection} \right\}.$$

For point sets P_1, P_2 of the same size, we will also use $d_B(P_1, P_2)$ to represent their bottleneck matching distance, i.e., let β be a bijection between P_1 and P_2 ,

$$d_B(P_1, P_2) = \min_{\beta} \max_{a \in P_1} d_p(a, \beta(a)).$$

Here, $d_p(-)$ is the distance under the L_p norm. Note that in comparing persistence diagrams, the L_∞ metric is always used.

While the bottleneck distance between two persistence diagrams is continuous in some way, it was shown that it can be computed using a discrete method [6, 16], i.e., the traditional geometric bottleneck matching [8], in $O(n^{1.5} \log n)$ time. In fact, it was shown that the multiplicity property of the line $Y = X$ can be used to compute the bottleneck matching between two diagrams \mathcal{P}_1 and \mathcal{P}_2 more conveniently — regardless of their sizes [6]. This can be done as follows. Let P_i be the set of feature points in \mathcal{P}_i . Then project points in P_i perpendicularly on $Y = X$ to have P'_i respectively, for $i = 1, 2$. (See also Figure 1.) It was shown that the bottleneck distance between two diagrams \mathcal{P}_1 and \mathcal{P}_2 is exactly equal to the bottleneck matching distance, in the L_∞ metric, between $P_1 \cup P'_2$ and $P_2 \cup P'_1$. (Kerber, et al. showed that several steps of the bottleneck matching algorithm can be further simplified [16].) Later, we will extend this construction for more than two diagrams.

2.2 Problem Definition

Throughout this paper, for two points $p_1 = (x_1, y_1)$ and $p_2 = (x_2, y_2)$, we use $d_p(p_1, p_2)$ to represent the L_p distance between p_1 and p_2 , which is $d_p(p_1, p_2) = (|x_1 - x_2|^p + |y_1 - y_2|^p)^{1/p}$, for $p < \infty$. When $p = \infty$, $d_\infty(p_1, p_2) = \max\{|x_1 - x_2|, |y_1 - y_2|\}$. We will mainly focus on L_2 and L_∞ metrics, for the former, we simplify it as $d(p_1, p_2)$.

► Definition 1. The Center Persistence Diagram Problem (CPD)

Instance: A set of m persistence diagrams $\mathcal{P}_1, \dots, \mathcal{P}_m$ with the corresponding feature point sets P_1, \dots, P_m respectively, and a real value r .

Question: Is there a persistence diagram \mathcal{Q} such that $\max_i d_B(\mathcal{Q}, \mathcal{P}_i) \leq r$?

Note that we could have three versions, depending on \mathcal{Q} . We mainly focus on the version when the points in \mathcal{Q} are selected with no replacement from the multiset $\cup_{i=1..m} P_i$. We will briefly cover the *continuous* case, i.e., when points \mathcal{Q} are arbitrary; as we covered earlier in the introduction, when $m = 3$, this version is very similar to the geometric three-dimensional assignment problem [22, 12]. It turns out that the last version, i.e., the points in \mathcal{Q} are selected with replacement from the set $\cup_{i=1..m} P_i$, is different from the first version but all the results can be carried over with some simple twist.

We will firstly consider two simplified versions of the corresponding problem.

► Definition 2. The m -Bottleneck Matching Without Replacement Problem

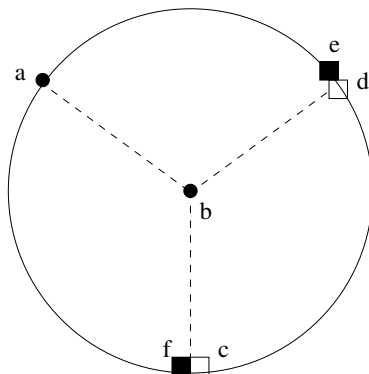
Instance: A set of m planar point sets P_1, \dots, P_m such that $|P_1| = \dots = |P_m| = n$, and a real value r .

Question: Is there a point set \mathcal{Q} , with $|\mathcal{Q}| = n$, such that any $q \in \mathcal{Q}$ is selected from the multiset $\cup_i P_i$ with no replacement and $\max_i d_B(\mathcal{Q}, P_i) \leq r$?

► **Definition 3. The m -Bottleneck Matching With Replacement Problem**

Instance: A set of m planar point sets P_1, \dots, P_m such that $|P_1| = \dots = |P_m| = n$, and a real value r .

Question: Is there a point set Q , with $|Q| = n$, such that any $q \in Q$ is selected from the set $\cup_i P_i$ with replacement and $\max_i d_B(Q, P_i) \leq r$?



■ **Figure 2** An example with $P_1 = \{a, b\}$, $P_2 = \{c, d\}$ and $P_3 = \{e, f\}$, with all the points (except b) on a unit circle and b being the center of the circle. For the ‘without replacement’ version, the optimal solution is $Q_1 = \{b, c\}$, where b covers the 3-cluster $\{a, d, e\}$, c covers the 3-cluster $\{b, c, f\}$ and the optimal covering radius is 1. For the ‘with replacement’ version, the optimal solution could be the same, but could also be $\{b, b\}$.

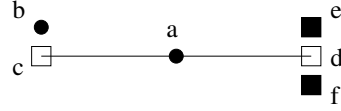
It turns out that these two problems are really to find center points in Q to cover m -clusters with an optimal covering radius r , with each cluster being composed of m points, one each from P_i . For $m = 3$, this is similar to the geometric three-dimensional assignment problem which aims at finding m -clusters with certain criteria [22, 12]. However, the two versions of the problem are slightly different from the geometric three-dimensional assignment problem. The main difference is that in these discrete versions a cluster could be covered by a center point which does not belong to the cluster. See Figure 2 for an example. Also, note that the two versions themselves are slightly different; in fact, their solution values could differ by a factor of 2 (see Figure 3).

Note that we could define a continuous version in which the condition on q is withdrawn and this will be briefly covered at the end of the paper. In fact, we focus more on the optimization versions of these problems. We will show that 3-Bottleneck Matching, for both the discrete versions, is NP-hard, immediately implying Center Persistence Diagram (CPD) is NP-hard for $m \geq 3$. We then present a 2-approximation for the m -Bottleneck Matching Problem and later we will show how to make some simple generalization so the ‘equal size’ condition can be withdrawn for persistence diagrams — this implies that CPD also admits a 2-approximation for $m \geq 3$. We will focus on the ‘without replacement’ version in our writing, and later we will show how to generalize it to the ‘with replacement’ version. Henceforth, we will refer to the ‘without replacement’ version simply as m -Bottleneck Matching unless otherwise specified.

At first, we briefly go over a polynomial time solution for the case when $m = 2$.

2.3 A Warm-up for $m = 2$

First, recall that $|P_1| = |P_2| = n$. Note that the optimal solution must be the distance between $p \in P_1$ and $q \in P_2$. We first consider the decision version of the problem; namely, given a radius r , find a clustering of 2-points $\{p_{1i}, p_{2j}\}$, with $p_{xy} \in P_x (x = 1, 2)$, such that the distance between each of them and \hat{q} , where \hat{q} is selected with no replacement from the multiset $P_1 \cup P_2$, is at most r . (Note



■ **Figure 3** An example with $P_1 = \{a, b\}$, $P_2 = \{c, d\}$ and $P_3 = \{e, f\}$, with all the points on a unit line segment and a being the midpoint of the segment. For the ‘without replacement’ version, the optimal solution is $Q_1 = \{a, b\}$, where a covers the 3-cluster $\{a, c, f\}$, b covers the 3-cluster $\{b, d, e\}$ and the optimal covering radius is 1. For the ‘with replacement’ version, the optimal solution is $Q_2 = \{a, a\}$, with the same clusters $\{a, c, f\}$ and $\{b, d, e\}$, and the optimal covering radius being $1/2$.

that \hat{q} is not necessarily equal to p_{1i} or p_{2j} .) Once having this decision procedure, we could use a binary search to compute the smallest radius such a clustering exists.

Given the radius r , we construct a flow network $G = (V, E)$ as follows: besides the source s and the sink t , there are four layers of nodes. The first layer contains n nodes corresponding to the n points of P_1 , the second and the third layers both contain $2n$ nodes corresponding to the $2n$ points of $P_1 \cup P_2$, and the fourth layer contains n nodes corresponding to the n points of P_2 . Each node p_{1i} in the first layer has a link going out to a node $p_{\ell j}$ in the second layer if their distance is at most r ; for example, p_{1i} in the first layer surely has a link going out to p_{1i} in the second layer, due to their distance being 0. Each node $p_{\ell i}$ in the second layer has only one out-going link to the node $p_{\ell i}$ in the third layer. Each node $p_{\ell i}$ in the third layer has a link going out to a node p_{2j} in the fourth layer if their distance is at most r . Lastly, the source s has a link going out to every node in the first layer, and every node in the fourth layer has a link going out to the sink t . All the links in the constructed network has unit capacity.

One sees that the path $s-p_{1h}-p_{\ell i}-p_{\ell i}-p_{2j}$ is used to send a unit of flow if and only if 1) $p_{\ell i}$ is selected into the set Q , and 2) $p_{\ell i}$ is matched with p_{1h} (p_{2j} , respectively) in the bottleneck matching between Q and P_1 (P_2 , respectively). Therefore, the maximum flow has a value n if and only if Q is determined such that the maximum bottleneck matching distance is at most r . Since the constructed network is acyclic, its maximum flow can be computed in $O(n^3)$ time [19].

The above algorithm can be generalized for two persistence diagrams, with the distance between two points in the L_∞ metric. In general, the sizes of two persistence diagrams might not be the same, i.e., $|P_1|$ might not be the same as $|P_2|$. This can be handled easily using the projection method in [6, 16], which has been described in subsection 2.1 and will be generalized for $m \geq 3$ in Section 4. Hence, we have

► **Theorem 4.** *The Center Persistence Diagram Problem can be solved in $O(n^3 \log n)$ time, for $m = 2$.*

In the next section, we will consider the case for $m = 3$.

3 3-Bottleneck Matching is NP-complete

We will first focus on the L_2 metric in this section and at the end of the proof it should be seen that the proof also works for the L_∞ metric. For $m = 3$, we can color points in P_1, P_2 and P_3 in color-1, color-2 and color-3. Then, in this case, the problem is really to find n disks centered at n points from $P_1 \cup P_2 \cup P_3$, with smallest radii r_i^* ($i = 1..n$) respectively, such that each disk contains exact 3 points of different colors (possibly including the center of the disk); moreover, $\max_{i=1..n} r_i^*$ is bounded from above by a given value r . We also say that these 3 points form a *cluster*.

It is easily seen that (the decision version of) 3-Bottleneck Matching is in NP. Once the n guessed disks are given, the problem is then a max-flow problem, which can be verified in polynomial time.

We next show that Planar 3-D Matching (Planar 3DM) can be reduced to 3-Bottleneck Matching in polynomial time. The former is a known NP-complete problem [5]. In 3DM, we are given three sets of elements E_1, E_2, E_3 (with $|E_1| = |E_2| = |E_3| = q$) and a set \mathcal{T} of n triples, where $T \in \mathcal{T}$ implies that $T = (a_1, a_2, a_3)$ with $a_i \in E_i$. The problem is to decide whether there is a set S of q triples such that each element in E_i appears exactly once in (the triples of) S . The Planar 3DM incurs an additional constraint: if we embed elements and triples as points on the plane such that there is an edge between an element a and a triple T iff a appears in T , then the resulting graph is planar.

An example for Planar 3DM is as follows: $E_1 = \{1, 2\}, E_2 = \{a, b\}, E_3 = \{x, y\}$, and $\mathcal{T} = \{(1, a, x), (2, b, x), (2, b, y), (1, b, y)\}$. The solution is $S = \{(1, a, x), (2, b, y)\}$.

Given an instance for Planar 3DM and a corresponding planar graph G with $O(n)$ vertices, we first convert it to a planar graph with degree at most 3. This can be done by replacing a degree- d element node x in G with a path of d nodes x_1, \dots, x_d , each with degree at most 3 and the connection between x and a triple node T is replaced by a connection from x_i to T for some i (see also Figure 4). We have a resulting planar graph $G' = (V(G'), E(G'))$ with degree at most 3 and with $O(n)$ vertices. Then we construct a rectilinear embedding of G' on a regular rectilinear grid with a unit grid length, where each vertex $u \in V(G')$ is embedded at a grid point and an edge $(u, v) \in E(G')$ is embedded as an intersection-free path between u and v on the grid. It is well-known that such an embedding can be computed in $O(n^2)$ time [23].

Let x be a black node (\bullet in Figure 4) with degree d in G . In the rectilinear embedding of G' , the paths from x_i to x_{i+1} ($i = 1, \dots, d-1$) will be the basis of the element gadget for x . (Henceforth, unless otherwise specified, everything we talk about in this reduction is referred to the rectilinear embedding of G' .) We put a copy of \bullet at each (grid point) x_i as in Figure 4. (If the path from x_i to x_{i+1} is of length greater than one, then we put \bullet at each grid point on the path from x_i to x_{i+1} .)

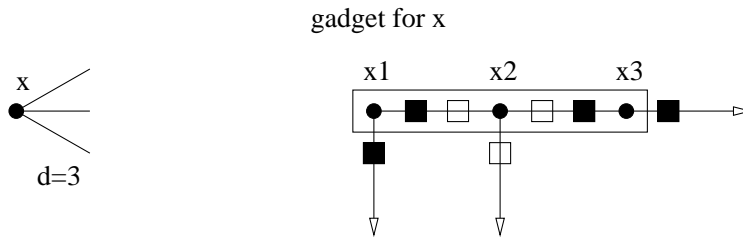
We now put color-2 and color-3 points (\square and \blacksquare) at $1/3$ and $2/3$ positions at each grid edge which is contained in some path in an element gadget (in the embedding of G'). These points are put in a way such that it is impossible to use a discrete disk centered at a \bullet point with radius $1/3$ to cover three points with different colors. These patterns are repeated to reach a *triple gadget*, which will be given later. Note that this construction is done similarly for elements y and z , except that the grid points in the element gadgets for y and z are of color-2 (\square) and color-3 (\blacksquare) respectively.

► **Lemma 5.** *In an element gadget for x , exactly one x_i is covered by a discrete disk of radius $1/3$, centered at a (colored) grid point out of the gadget.*

Proof. Throughout the proof, we refer to Figure 4. Let x be colored by color-1 (e.g., \bullet). In the rectilinear embedding, let the path length between x_1 and x_d be D . Then, the total number of points on the path from x_1 to x_d , of colors 1, 2 and 3, is $3D + 1$. By the placement of color-2 and color-3 points in the gadget for x , exactly $3D$ points of them can be covered by D discrete disks of radii $1/3$ (centered either at color-2 or color-3 points in the gadget). Therefore, exactly one of x_i must be covered by a discrete disk centered at a point out of the gadget. ◀

When x_i is covered by a discrete disk of radius $1/3$ centered at a point out of the gadget x , we also say that x_i is *pulled out* of x .

We now illustrate how to construct a triple gadget $T = (x, y, z)$. It is basically a grid point on which we put three points with different colors. (In Figure 5, we simply use a \blacktriangle representing such a triple gadget.) The interpretation of T being selected in a solution for Planar 3DM is that the three colored points at \blacktriangle is covered by a disk of radius zero, centered at one of these three points. When one of these three points at \blacktriangle is covered by a disk of radius $1/3$ centered at some other points (on



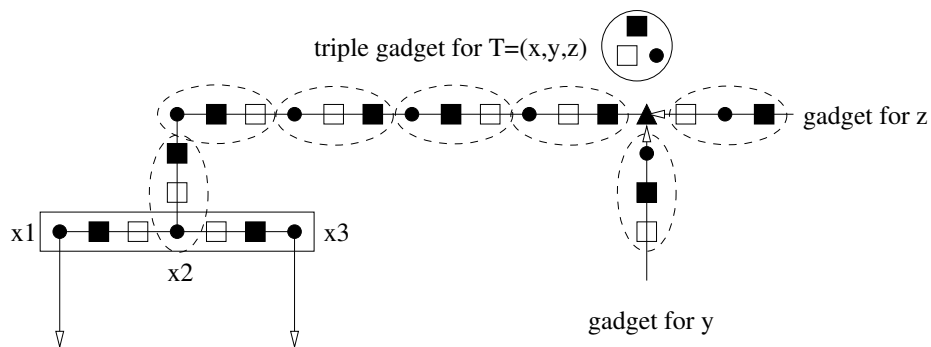
■ **Figure 4** The gadget for element x .

the path from one of the elements x, y or z to T), we say that such a point is *pulled out* of the triple gadget T by the corresponding element gadget.

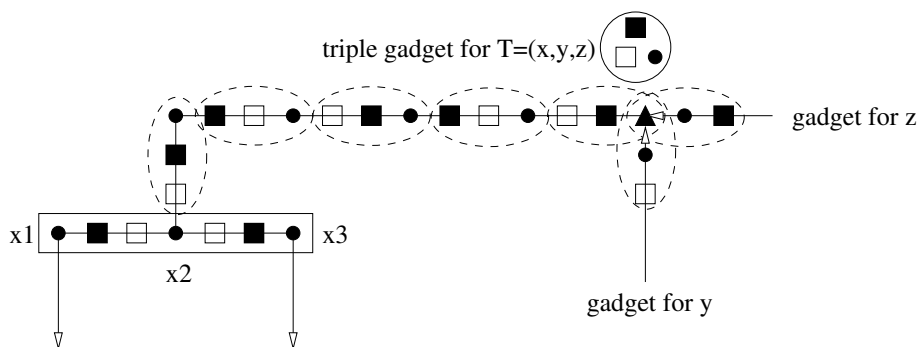
► **Lemma 6.** *In a triple gadget for $T = (x, y, z)$, to cover the three points representing T using discrete disks of radii at most $1/3$, either all the three points are pulled out of the triple gadget T by the three element gadgets respectively, or none is pulled out. In the latter case, these three points can be covered by a discrete disk of radius zero.*

Proof. Throughout the proof, we refer to Figure 5. At the triple gadget T , if only one point (say \bullet) is pulled out or two points (say, \bullet and \square) are pulled out, then the remaining points in the triple, \square and \blacksquare or \blacksquare respectively, could not be properly covered by a discrete disk of radius $1/3$ — such a disk would not be able to cover a cluster of exactly three points of distinct colors. Therefore, either all the three points associated with T are pulled out by the three corresponding element gadgets, hence covered by three different discrete disks of radii $1/3$; or none of these three points is pulled out. Clearly, in the latter case, these three points associated with T can be covered by a discrete disk of radius zero, as a cluster. ◀

In Figure 5, we show the case when x would not pull any point out of the gadget for T . By Lemma 5, y and z would do the same, leading $T = \langle x, y, z \rangle$ to be selected in a solution S for Planar 3DM. Similarly, in Figure 6, x would pull a \bullet point out of T . Again, by Lemma 5, y and z would pull \square and \blacksquare points (one each) out of T , which implies that T would not be selected in a solution S for Planar 3DM.



■ **Figure 5** The triple gadget for $T = \langle x, y, z \rangle$ (represented as \blacktriangle , which is really putting three element points on a grid point). In this case the triple $\langle x, y, z \rangle$ is selected in the final solution (assuming operations are similarly performed on y, z). Exactly one of x_i (in this case x_2) is pulled out of the gadget for the element x .



■ **Figure 6** The triple gadget for $T = \langle x, y, z \rangle$ (represented as \blacktriangle , which is really putting three element points on a grid point). In this case the triple $\langle x, y, z \rangle$ would not be selected in the final solution. Note that the black round point in the triple gadget is pulled out by the element x , and the other two points are pulled out similarly by the element y and z .

We hence have the following theorem.

▶ **Theorem 7.** *The decision version of 3-Bottleneck Matching is NP-complete.*

Proof. As explained a bit earlier, (the decision version of) 3-Bottleneck Matching is obviously in NP. Moreover, we show in Lemma 5 and Lemma 6 that, given an instance for Planar 3DM with n triples over $3q$ base elements we can convert it into an instance I of $3Kn$ points of three colors (Kn points are of color-1, color-2 and color-3 respectively) in polynomial time, where K is related to this polynomial running time. We just formally argue below that Planar 3DM has a solution of q triples if and only if the converted instance I of $3Kn$ points can be partitioned into Kn clusters each covered by a discrete disk of radius $1/3$; moreover, there are exactly q such clusters which are covered by discrete disks with radii zero.

‘Only if part:’ If the Planar 3DM instance has a solution, we have a set S of q triples which uniquely cover all the $3q$ elements. Then, at each of the corresponding q triple gadgets, we use a discrete disk of radius zero to cover the corresponding three points. By Lemma 5, in each element gadget x exactly one point x_i could be pulled out of the gadget, connecting to these selected triple gadgets. By Lemma 6, the triple gadgets can be covered exactly in two ways. Hence the triples not corresponding to S will be covered in the other way: for $T = \langle x, y, z \rangle$ not in S , one point of each color will be pulled out of the triple gadget for T .

‘If part:’ If the converted instance I of $3Kn$ points can be partitioned into Kn clusters each covered by a discrete disk of radius $1/3$ and there are exactly q clusters whose covering discrete disks have radii zero, then the triples corresponding these clusters of point form a solution to the original Planar 3DM instance. The reason is that, by Lemma 6, the remaining points will be covered by a discrete disk of radius $1/3$ (and cannot be further shrunk). Moreover, by Lemma 5, at each element gadget, exactly one point will be pulled out, leading to the corresponding triple gadget being covered by a discrete disk of radius zero — which implies that exactly one element is covered by a selected triple. ◀

Note that in the above proof, if Planar 3DM does not have a solution, then we need to use discrete disks of radii at least $2/3$ to have a valid solution for 3-Bottleneck Matching. This implies that finding a factor- $(2 - \varepsilon)$ approximation for (the optimization version of) 3-Bottleneck Matching remains NP-hard.

► **Corollary 8.** *It is NP-hard to approximate (the optimization version of) 3-Bottleneck Matching within a factor $2 - \varepsilon$, for some $\varepsilon > 0$.*

We comment that the NP-hardness proofs in [22, 12] also use a reduction from Planar 3DM; however, those proofs are only for the L_2 metric. Here, it is clear that our reduction also works for the L_∞ metric without any modification. With respect to the CPD problem, points in color- i , $i = 1, 2, 3$, are the basis for us to construct a persistence diagram. To handle the line $Y = X$ in a persistence diagram, let the diameter of the (union of the) three constructed point sets of different colors be \hat{D} , we then translate these points as a whole set rigidly such that all the points are at least $2\hat{D}$ distance away from $Y = X$. We then have three persistence diagrams. (The translation is to neutralize the infinite multiplicity of $Y = X$, i.e., to enforce that all points on $Y = X$ can be ignored when computing the bottleneck distance between the corresponding persistence diagrams.) Hence, we have the following corollary.

► **Corollary 9.** *It is NP-hard to approximate (the optimization version of) Center Persistence Diagram problem for $m \geq 3$ within a factor $2 - \varepsilon$, for some $\varepsilon > 0$.*

In the next section, we present tight approximation algorithms for the above problems.

4 A Tight Approximation

4.1 Approximation for 3-Bottleneck Matching

We first present a simple Algorithm 1 for 3-Bottleneck Matching as follows.

1. Pick any color- i , say, color-1.
2. Compute the bottleneck matching $M_{1,2}$ between P_1 and P_2 .
3. Compute the bottleneck matching $M_{1,3}$ between P_1 and P_3 .
4. For any pair of edges $(p_{1,i}, p_{2,j}) \in M_{1,2}$ and $(p_{1,i}, p_{3,k}) \in M_{1,3}$, where $p_{x,y} \in P_x$ for $x = 1, 2, 3$, form a cluster $\{p_{1,i}, p_{2,j}, p_{3,k}\}$ with $p_{1,i}$ as its discrete center.

We show next that Algorithm 1 is a factor-2 approximation for 3-Bottleneck Matching. We comment that the algorithm itself is very much the same as in [12], but the proof needs some twist — especially for the ‘With Replacement’ case (see Section 4.3).

► **Theorem 10.** *Algorithm 1 is a polynomial time factor-2 approximation for 3-Bottleneck Matching.*

Proof. One clearly sees that the running time of Algorithm 1 is in $O(n^{1.5} \log n)$.

In an optimal solution for 3-Bottleneck Matching with its radius OPT , let $\{q_i, q_j, q_k\}$ denote a cluster with its discrete center \hat{q} , where q_i, q_j, q_k are in color-1, color-2, color-3, respectively.

From $\text{OPT} \geq \max\{d(q_i, \hat{q}), d(q_j, \hat{q}), d(q_k, \hat{q})\}$ and the triangle inequality, we have $d(q_i, q_j) \leq d(q_i, \hat{q}) + d(q_j, \hat{q}) \leq 2 \cdot \text{OPT}$ and likewise $d(q_i, q_k) \leq 2 \cdot \text{OPT}$. These imply a matching between P_1 and P_2 with radii at most $2 \cdot \text{OPT}$ and likewise a matching between P_1 and P_3 with radii at most $2 \cdot \text{OPT}$.

Let APP denote the maximum radius between the two bottleneck matchings computed in Algorithm 1; then the radius of the produced solution is APP , and we have $\text{APP} \leq 2 \cdot \text{OPT}$. That is, Algorithm 1 is a polynomial time factor-2 approximation for 3-Bottleneck Matching. ◀

4.2 Generalization to the Center Persistence Diagram Problem

First of all, note that the above approximation algorithm works for the case when the metric is L_∞ . (Recall that when computing the bottleneck distance between two persistence diagrams using a

projection method we always use the L_∞ metric to measure the distance between two points.) We next show how to generalize the factor-2 approximation algorithm for 3-Bottleneck Matching to the Center Persistence Diagram problem, first for $m = 3$. Note that we are given three persistence diagrams $\mathcal{P}_1, \mathcal{P}_2$ and \mathcal{P}_3 , with the corresponding non-diagonal point sets being P_1, P_2 and P_3 . Here the sizes of P_i 's could be different.

Given a point $p \in P_1$, let $\tau(p)$ be the (perpendicular) projection of p on the line $Y = X$. Consequently, let $\tau(P_1)$ be the projected points of P_1 on $Y = X$, i.e.,

$$\tau(P_1) = \{\tau(p) | p \in P_1\}.$$

When $m = 2$, i.e., when we are only given \mathcal{P}_1 and \mathcal{P}_2 , not necessarily of the same size, it was shown by Kerber et al. that $d_B(\mathcal{P}_1, \mathcal{P}_2) = d_B(P_1 \cup \tau(P_2), P_2 \cup \tau(P_1))$ [16]. (Note that $|P_1 \cup \tau(P_2)| = |P_2 \cup \tau(P_1)|$.) We generalize this result as follows.

► **Lemma 11.** *Let $\{i, j, k\} = \{1, 2, 3\}$, and let the points in P_i be of color- i . Let $\tau_j(P_i)$ be the projected points of P_i on $Y = X$ such that these projected points all have color- j , with $i \neq j$. Then,*

$$d_B(\mathcal{P}_i, \mathcal{P}_j) = d_B(P_i \cup \tau_i(P_j) \cup \tau_i(P_k), P_j \cup \tau_j(P_i) \cup \tau_j(P_k)).$$

Proof. First, notice that

$$|P_i \cup \tau_i(P_j) \cup \tau_i(P_k)| = |P_j \cup \tau_j(P_i) \cup \tau_j(P_k)| = |P_1| + |P_2| + |P_3|.$$

Following [16], we have

$$d_B(\mathcal{P}_i, \mathcal{P}_j) = d_B(P_i \cup \tau_i(P_j), P_j \cup \tau_j(P_i)).$$

Note that $\tau_i(P_k)$ and $\tau_j(P_k)$ are really two sets of identical points with color- i and color- j on $Y = X$ respectively. By the definition of infinite multiplicity property of the persistence diagram, adding these (identical) points on $Y = X$ would not change the bottleneck matching distance between point sets $P_i \cup \tau_i(P_j)$ and $P_j \cup \tau_j(P_i)$. Consequently,

$$d_B(P_i \cup \tau_i(P_j), P_j \cup \tau_j(P_i)) = d_B(P_i \cup \tau_i(P_j) \cup \tau_i(P_k), P_j \cup \tau_j(P_i) \cup \tau_j(P_k)).$$

Therefore, we have

$$d_B(\mathcal{P}_i, \mathcal{P}_j) = d_B(P_i \cup \tau_i(P_j) \cup \tau_i(P_k), P_j \cup \tau_j(P_i) \cup \tau_j(P_k)).$$

◀

Note that the lemma implies symmetrically that $d_B(\mathcal{P}_i, \mathcal{P}_k) = d_B(P_i \cup \tau_i(P_j) \cup \tau_i(P_k), P_k \cup \tau_k(P_i) \cup \tau_k(P_j))$ and $d_B(\mathcal{P}_j, \mathcal{P}_k) = d_B(P_j \cup \tau_j(P_i) \cup \tau_j(P_k), P_k \cup \tau_k(P_i) \cup \tau_k(P_j))$. Moreover, the implication of the above lemma is that the approximation algorithm in the previous subsection can be used to compute the approximate center of three persistence diagrams. Let $\{i, j, k\} = \{1, 2, 3\}$. The algorithm is to simply project each point of color- i , $p_i \in P_i$, on $Y = X$ to have two projection points with color- j and color- k respectively. Then we have three augmented sets $\{P_i'', P_j'', P_k''\}$ of different colors, but with the same size. Finally, we simply run Algorithm 1 over $\{P_i'', P_j'', P_k''\}$, with the distance in the L_∞ metric, to have a factor-2 approximation. We leave out the details.

► **Theorem 12.** *There is a polynomial time factor-2 approximation for the Center Persistence Diagram problem with three input diagrams.*

It is easily seen at this point that the approximation algorithm and the way to add projected points on $Y = X$ (i.e., converting the persistence diagrams to discrete point sets of the same size for approximating of the corresponding bottleneck distance) can be generalized to m diagrams. In this case, a point p of color- i is projected $m - 1$ times onto $Y = X$ to obtain $m - 1$ points of different colors in the color set $\{1, \dots, i - 1, i + 1, \dots, m\}$. It can be seen that, when m is a constant, the running time of this algorithm remains to be $O(n^{1.5} \log n)$, where n is the maximum size of the m input persistence diagrams. However, when m is part of the input the running time of the algorithm increases to $O((mn)^{1.5} \log(mn))$, which is, nonetheless, still polynomial.

► **Corollary 13.** *There is a polynomial time factor-2 approximation for the Center Persistence Diagram problem with m input persistence diagrams.*

4.3 Generalization to the ‘With Replacement’ Case

For the ‘With Replacement’ case, i.e., the points in \mathcal{C} are selected from P_i ’s with replacement, it can be easily seen that the problem can also be solved in polynomial time with a perfect matching method combined with a binary search for the radius when $m = 2$, and the NP-hardness proof also works for $m \geq 3$. We show below that the 2-approximation algorithm could still be applied to this case. This is done in the following, for $m = 3$ under the Euclidean distance.

First, given an optimal solution for this case we notice that some points in P_i ’s can be selected multiple times (i.e., more than once) in \mathcal{C} . Let q be such a point in \mathcal{C} . If q covers a cluster including itself, then we leave that cluster alone; otherwise, pick any cluster covered by q and leave it alone. Then, anytime when q covers $\{p_{1,i}, p_{2,j}, p_{3,k}\}$ once more with $q \notin \{p_{1,i}, p_{2,j}, p_{3,k}\}$, we switch the center for this cluster to $p_{1,i}$ (i.e., the point with color-1). Clearly, we have

$$d(p_{1,i}, p_{2,j}) \leq d(p_{1,i}, q) + d(q, p_{2,j}) \leq 2 \cdot \text{OPT},$$

and

$$d(p_{1,i}, p_{3,k}) \leq d(p_{1,i}, q) + d(q, p_{3,k}) \leq 2 \cdot \text{OPT}.$$

Then, combined with the other (‘Without Replacement’) case covered by Theorem 10, we can conclude that Algorithm 1 provides a 2-approximation for this ‘With Replacement’ case as well when $m = 3$. In fact, the example in Figure 2 shows a simple matching lower bound of factor 2. The generalizations to $m > 3$ and to the Center Persistence Diagram problem would be the same as in the previous subsections.

5 Concluding Remarks

We conclude this paper first with some generalization for the continuous case, i.e., the points in \mathcal{C} do not necessarily come from P_i ’s. It turns out that for $m = 2$ the problem can be solved with a bottleneck matching algorithm; moreover, for $m = 3$ our NP-hardness reduction still works for the continuous case and the factor-2 approximation algorithm also works. We comment that in this continuous case, points in \mathcal{C} have no relation with any topological feature, so topologically this version might not be quite interesting.

References

- 1 M. Ahmed, B. Fasy and C. Wenk. Local persistent homology based distance between maps. In *Proc. 22nd ACM SIGSPATIAL International Conference on Advances in GIS (SIGSPATIAL’14)*, pages 43-52, 2014.
- 2 K. Buchin, A. Driemel, J. Gudmundsson, M. Horton, I. Kostitsyna, M. Löffler and M. Struijs. Approximating (k,l)-center clustering for curves. In *Proc. 30th ACM-SIAM Symp. on Discrete Algorithms (SODA’19)*, pages 2922-2938, 2019.

- 3 R. Burkard, M. Dell'Amico and S. Martello. *Assignment Problems*. SIAM, 2009.
- 4 T. Cormen, C. Leiserson, R. Rivest, C. Stein. *Introduction to Algorithms*, second edition, MIT Press, 2001.
- 5 Martin Dyer and Alan Frieze. Planar 3DM is NP-complete. *J. Algorithms*, 7:174-184, 1986.
- 6 H. Edelsbrunner and J. Harer. *Computational Topology: An Introduction*. American Mathematical Soc., 2010.
- 7 H. Edelsbrunner, D. Letscher and A. Zomorodian. Topological persistence and simplification. *Disc. and Comp. Geom.*, 28:511-513, 2002.
- 8 A. Efrat, A. Itai and M. Katz. Geometry helps in bottleneck matching and related problems. *Algorithmica*, 31(1):1-28, 2001.
- 9 B. Fasy, X. He, Z. Liu, S. Micka, D. Millman and B. Zhu. Approximate nearest neighbors in the space of persistence diagrams. *CoRR abs/1812.11257*, Dec, 2018.
- 10 M. R. Garey and D. S. Johnson. *Computers and Intractability: A Guide to the Theory of NP-Completeness*. W. H. Freeman, 1979.
- 11 C. Giusti, E. Pastalkova, C. Curto and V. Itskov. Clique topology reveals intrinsic geometric structure in neural correlations. *Proceedings of the National Academy of Sciences*, 112(44):13455-13460, 2015.
- 12 D. Goossens, S. Polyakovskiy, F. Spieksma and G. Woeginger. The approximability of three-dimensional assignment problems with bottleneck objective. *Optim. Lett.*, 4:7-16, 2010.
- 13 A. Hatcher. *Algebraic Topology*. Camb. Univ. Press, 2001.
- 14 P. Heffernan and S. Schirra. Approximate decision algorithms for point set congruence. *Computational Geometry: Theory and Applications*, 4(3):137-156, 1994.
- 15 P. Indyk. Approximate nearest neighbor algorithms for Frechet distance via product metrics. In *Proceedings of the 18th Annual ACM Symposium on Computational Geometry (SoCG'02)*, pp. 102-106, 2002.
- 16 M. Kerber, D. Morozov and A. Nigmatov. Geometry helps to compare persistence diagrams. In *Proceedings of the 18th Workshop on Algorithm Engineering and Experiments (ALENEX'16)*, pp. 103-112, SIAM, 2016.
- 17 N-K. Le, P. Martins, L. Decreasefond and A. Vergne. Simplicial homology based energy saving algorithms for wireless networks. In *2015 IEEE International Conference on Communication Workshop (ICCW)*, pages 166-172, 2015.
- 18 M. Li, B. Ma and L. Wang. On the closest string and substring problems. *J. ACM*, 49(2):157-171, 2002.
- 19 V.M. Malhotra, M.P. Kumar and S.N. Maheshwari. An $O(|V|^3)$ algorithm for finding maximum flows in networks. *Info. Process. Lett.*, 7(6):277-278, 1978.
- 20 S. Masuyama, T. Ibaraki and T. Hasegawa. The computational complexity of the m-center problems. *Transac. of IEICE.*, E64(2):77-64, 1981.
- 21 K. Mischaikow, T. Kaczynski and M. Mrozek. *Computational Homology*, Applied Mathematical Sciences, 157, Springer, 2004.
- 22 F. Spieksma and G. Woeginger. Geometric three-dimensional assignment problems. *European J. of Operation Research*, 91:611-618, 1996.
- 23 L.G. Valiant. Universality considerations in VLSI circuits. *IEEE Trans. Computers*, 30(2):135-140, 1981.