

Behavior Mixing with Minimum Global and Subgroup Connectivity Maintenance for Large-Scale Multi-Robot Systems

Wenhao Luo, Sha Yi, and Katia Sycara

Abstract—In many cases the multi-robot systems are desired to execute simultaneously multiple behaviors with different controllers, and sequences of behaviors in real time, which we call *behavior mixing*. Behavior mixing is accomplished when different subgroups of the overall robot team change their controllers to collectively achieve given tasks while maintaining connectivity within and across subgroups in one connected communication graph. In this paper, we present a provably minimum connectivity maintenance framework to ensure the subgroups and overall robot team stay connected at all time while providing the highest freedom for behavior mixing. In particular, we propose a real-time distributed Minimum Connectivity Constraint Spanning Tree (MCCST) algorithm to select the minimum inter-robot connectivity constraints preserving subgroup and global connectivity that are *least likely to be violated* by the original controllers. With the employed control barrier functions for the activated connectivity constraints as well as collision avoidance, the behavior mixing controllers are thus modified in a minimally invasive manner. We demonstrate the effectiveness and scalability of our approach via simulations of up to 100 robots in presence of multiple behaviors.

I. INTRODUCTION

The ability of collaboration in multi-robot systems often relies on the local information sharing and interaction among networked robot members through a connected communication graph. As robots are often assumed to interact in a proximity-limited manner due to limited communication range [1]–[4], it is necessary to consider connectivity maintenance that ensures robots stay connected as one component by constraining inter-robot distance while executing original tasks. This is often referred as maintaining *global connectivity*. In many situations, however, it may be more appropriate and efficient to have the multi-robot systems *simultaneously* performing multiple behaviors in different subgroups while remaining connected. To achieve efficient information exchange or local interaction with multiple behaviors, it is also necessary to ensure connectivity within each subgroup and across subgroups as well as global connectivity. One motivating example is having a robot team split into multiple operating subgroups to form multiple different formations or flocking to multiple places at the same time to track different targets or monitor different task areas. In this case, robots in the same subgroup for the particular task must remain connected so as to efficiently exchange information of the task progress. This also guarantees the convergence

of subgroup behaviors, e.g. robots in the same flocking subgroup will always converge to the same moving direction because they are able to compute the flocking controllers with their connected direct neighbors in the same flocking subgroup at all time. Global connectivity is still required to enable global coordination among different subgroups. We call this ability of multi-robot systems to accommodate different behaviors simultaneously within a single connected robot team while maintaining safety (collision avoidance with other robots and possibly obstacles) and within and across subgroup connectivity *Behavior Mixing*.

To the best of our knowledge, there is no existing work on connectivity maintenance that can ensure both global connectivity and subgroup connectivity at the same time for behavior mixing. The problem of behavior mixing with the global and subgroup connectivity constraints faces many challenges: (a) possible communication disconnection due to performing multiple and potentially conflicting tasks at the same time; (b) the additional constraints imposed on robots with different tasks by the subgroup connectivity maintenance may lead to task failure, for example dead locks that might prevent the desired execution of behaviors; and (c) conservative robots motion incurred by the perturbation of connectivity on control outputs between different task groups. To that end, in this paper we develop a connectivity control framework that 1) is capable of preserving connectivity within a subgroup, and global connectivity across subgroups; 2) computes minimally restrictive connectivity constraints to the original task-related controllers; and 3) minimally modifies the original task-related controllers subject to the imposed connectivity constraints and collision avoidance constraints.

We assume the task allocation has been done and each robot already knows its real-time task-related controller before considering the connectivity and collision avoidance constraints. Global and subgroup connectivity is preserved by maintaining a set of communication links between robots. Each link imposes additional constraint over the motion of the connected robots. Therefore, in order to be efficient, we want robots to have the least number of communication links to maintain. In addition, preserving those links should be the least restrictive to the robots' original motion. To achieve this, we propose a novel distributed *Minimum Connectivity Constraint Spanning Tree (MCCST)* method to compute the set of communication links for the robots to maintain, which (a) has minimum cardinality, and (b) invokes the connectivity constraints for global and subgroup connectivity that would be least likely to be violated by the original controllers. With

This work was funded by the DARPA Cooperative Agreement No.: HR0011820051, AFOSR awards FA9550-18-1-0097 and FA9550-15-1-0442.

The authors are with the Robotics Institute, Carnegie Mellon University, Pittsburgh, PA 15213, USA. Email: {wenhao, shayi, katia}@cs.cmu.edu.

that, we employ the control barrier functions [5] to formulate our invoked connectivity constraints and collision avoidance constraints with respect to the controllers. Minimum connectivity maintenance is thus achieved by minimally modifying the original controllers subject to the constraints. Note that previous work [5] use control barrier functions for preserving *predefined* sets of *global* connectivity constraints. Our work extends that with MCCST and is able to (a) compute the minimum connectivity constraints in real-time for varying topology, (b) formally prove that the maintained connectivity constraints are least restrictive to the original controllers, and (c) guarantee both sub-group and global connectivity.

Our paper presents the following contributions: (1) a generalized constrained behavior mixing framework to enable *simultaneous execution of different behaviors and sequences of behaviors within a single robot team*, while ensuring global and subgroup connectivity and collision avoidance; (2) a novel distributed MCCST method with quantified relationship between original task-related controllers and connectivity constraints to efficiently select *real-time minimum behavior mixing connectivity constraints with provably optimality guarantee*, (3) *computationally efficient* construction of MCCST that is *scalable* to large number of robots and suitable for real-time computation to accommodate dynamic changes in the environment.

II. RELATED WORK

The general problem of connectivity maintenance has been widely studied in the past decade due to its importance in enabling local information sharing and collaboration for multi-robot systems in performing complex tasks. Given an initially connected multi-robot spatial communication graph, the goal of continual connectivity control is to couple the task-related controllers of robots with a connectivity controller such that the communication graph over time remains connected. There have been two major classes of connectivity control methods: 1) *local methods* that seek to preserve the initial connectivity graph topology over time [4], [6], [7], and 2) *global methods* that aim to preserve the global algebraic connectivity of the communication graph by deriving controllers to keep the second smallest eigenvalue of the graph Laplacian positive at all time [2], [3], [8], [9]. While the global connectivity control provides better flexibility over local methods as it allows for changing network topology, neither of them is able to deal with flexible global connectivity and subgroup connectivity maintenance *at the same time*. Moreover, for both of the methodologies there is no guarantee that the perturbation from the connectivity controllers is minimum over the original robot controllers.

To achieve more flexible connectivity control with multiple behaviors, i.e. simultaneously exploring different regions, recent work [10]–[12] have explored the idea of redeploying a certain number of robots to act as communication relays, while aiming to allow the rest of the robots to perform their original tasks. In particular, the communication relays can be derived by following certain structured behaviors such

as lattice-based formations [11], [13], or by separate optimization process that explicitly assigns some of the robots as connectors [10], [12]. In order to find a more flexible communication relay structure with quantified pairwise connectivity, [14] proposed to employ minimum spanning tree topology and uses pairwise distance as heuristic to provide better freedom of robot motion, i.e. robots closer to each other are less restrictive. However, these heuristic methods have no theoretical guarantee that the selected connectivity constraints are minimum to the original task-related robot controllers.

For minimally invasive multi-robot control revision with constraint satisfaction, control barrier functions [15] have been employed to encode a variety of inter-robot constraints and the resulting constrained control outputs lead to forward invariance of the satisfying set, i.e. robots remain collision free and connected. However, these capabilities are achieved by predefining the connectivity constraints so as to preserve fixed predefined communication topology [1], [5]. This could weaken the minimal invasiveness to robots controllers and limit the motion of the robots during execution. On the contrary, we do not define communication topology to preserve beforehand, but instead calculate the optimal topology online during execution. In our work, we are provably optimizing both the real-time connectivity constraints to enforce and the modifications to the original controllers to achieve minimum connectivity maintenance rendering the least perturbation to the behavior mixing.

III. BEHAVIOR MIXING

Consider a robotic team \mathcal{S} consisting of N mobile robots in a planar space, with the position and single integrator dynamics of each robot $i \in \{1, \dots, n\}$ denoted by $x_i \in \mathbb{R}^2$ and $\dot{x}_i = u_i \in \mathbb{R}^2$ respectively. Each robot can connect and communicate directly with other robots within its spatial proximity. The communication graph of the robotic team is defined as $\mathcal{G} = (\mathcal{V}, \mathcal{E})$ where each node $v \in \mathcal{V}$ represents a robot. If the spatial distance between robot $v_i \in \mathcal{V}$ and robot $v_j \in \mathcal{V}$ is less or equal to the communication radius R_c (i.e. $\|x_i - x_j\| \leq R_c$), then we assume the two can communicate and edge $(v_i, v_j) \in \mathcal{E}$ is undirected (i.e. $(v_i, v_j) \in \mathcal{E} \Leftrightarrow (v_j, v_i) \in \mathcal{E}$).

In behavior mixing, we assume the robotic team is tasked with M simultaneous behaviors, partitioning the set of robots into M sub-groups $\mathcal{S} = \{\mathcal{S}_1, \dots, \mathcal{S}_M\}$. Each sub-group of robots is defined by a tuple $(\mathcal{S}_m, \mathcal{U}_m)$ with \mathcal{U}_m as the corresponding behavior control scheme and $|\mathcal{S}_m| = N_m$ for all $m = 1, \dots, M$ with $\sum_{m=1}^M N_m = N$. To simplify our discussion and focus on behavior mixing, we assume the sub-group partitions and behavior controllers are given or already derived from other multi-robot task allocation algorithms, namely, each robot i has been assigned to a sub-group \mathcal{S}_m with some task-related controller $u_i = \hat{u}_i \in \mathcal{U}_m$. To ensure successful behavior mixing, it is required that 1) the communication/connectivity graph \mathcal{G} is connected, and 2) each induced sub-graph $\mathcal{G}_m = \mathcal{G}[\mathcal{V}_m] = (\mathcal{V}_m, \mathcal{E}_m) \subset \mathcal{G}$

where $\mathcal{V}_m \subset \mathcal{V}$ containing robots within the same sub-group \mathcal{S}_m should be connected, for all $m = 1, \dots, M$. In presence of the above connectivity constraints as well as the physical constraints of the robots such as inter-robot collision avoidance and velocity limits, each robot i may have to modify their original task-related controller \hat{u}_i to accommodate these constraints. Hence, the objective of multi-robot behavior mixing is to 1) invoke minimum connectivity constraints to follow, such that the enforced global and subgroup connectivity is *the least restrictive* over the original controllers, and 2) compute the modified controllers for behavior mixing that is minimally deviated from the original controllers subject to the mentioned constraints.

Recent advances in barrier certificates using permissive control barrier functions [5], [15], [16] have been widely applied to guarantee the forward invariance of desired sets, e.g. robots staying collision-free at all time, by constraining the robot controllers. In the remaining of this section, we will discuss the formulation of the safety and connectivity constraints by utilizing the Barrier Certificates on the controllers [5], [16] and present the formalized optimization problem.

A. Safety and Connectivity Constraints using Barrier Certificates

During movements of multi-robot systems, the robots should avoid collisions with each other to remain safe. Consider the joint robot states $\mathbf{x} = \{x_1, \dots, x_N\} \in \mathbb{R}^{2N}$ and define the minimum inter-robot safe distance as R_s , for any pair-wise inter-robot collision avoidance constraint between robots i and j . We have the following condition defining the safe set of \mathbf{x} .

$$\begin{aligned} h_{i,j}^s(\mathbf{x}) &= \|x_i - x_j\|^2 - R_s^2, \quad \forall i > j \\ \mathcal{H}_{i,j}^s &= \{\mathbf{x} \in \mathbb{R}^{2N} : h_{i,j}^s(\mathbf{x}) \geq 0\} \end{aligned} \quad (1)$$

The set of $\mathcal{H}_{i,j}^s$ indicates the safety set from which robot i and j will never collide. For the entire robotic team, the safety set can be composed as follows.

$$\mathcal{H}^s = \bigcap_{\{v_i, v_j \in \mathcal{V} : i > j\}} \mathcal{H}_{i,j}^s \quad (2)$$

[16] proposed the safety barrier certificates $\mathcal{B}^s(\mathbf{x})$ that map the constrained safety set (2) of \mathbf{x} to the admissible joint control space $\mathbf{u} \in \mathbb{R}^{2N}$. The result is summarized as follows.

$$\mathcal{B}^s(\mathbf{x}) = \{\mathbf{u} \in \mathbb{R}^{2N} : \dot{h}_{i,j}^s(\mathbf{x}) + \gamma h_{i,j}^s(\mathbf{x}) \geq 0, \forall i > j\} \quad (3)$$

where γ is a user-defined parameter to confine the available sets. It is proven in [16] that the forward invariance of the safety set \mathcal{H}^s is ensured as long as the joint control input \mathbf{u} stays in set $\mathcal{B}^s(\mathbf{x})$. In other words, the robots will always stay safe if they are initially inter-robot collision free and the control input lies in the set $\mathcal{B}^s(\mathbf{x})$. The constrained control space in (3) corresponds to a class of linear constraints over pair-wise control inputs u_i and u_j .

Next, we consider the pair-wise connectivity constraints among the robotic team. If the connectivity constraint is enforced between pair-wise robots i and j to ensure inter-robot distance not larger than communication range R_c , we

have the following condition.

$$\begin{aligned} h_{i,j}^c(\mathbf{x}) &= R_c^2 - \|x_i - x_j\|^2 \\ \mathcal{H}_{i,j}^c &= \{\mathbf{x} \in \mathbb{R}^{2N} : h_{i,j}^c(\mathbf{x}) \geq 0\} \end{aligned} \quad (4)$$

The set of $\mathcal{H}_{i,j}^c$ indicates the feasible set on \mathbf{x} from which robot i and j will never lose connectivity. Consider any connectivity graph $\mathcal{G}^c = (\mathcal{V}, \mathcal{E}^c) \subset \mathcal{G}$ to enforce, the corresponding constrained set can be composed as follows.

$$\mathcal{H}^c(\mathcal{G}^c) = \bigcap_{\{v_i, v_j \in \mathcal{V} : (v_i, v_j) \in \mathcal{E}^c\}} \mathcal{H}_{i,j}^c \quad (5)$$

Similar to the safety barrier certificates in (3), the connectivity barrier certificates [5] are defined as follows indicating another class of linear constraints over pair-wise control inputs u_i and u_j for $(v_i, v_j) \in \mathcal{E}^c$ at any time point t .

$$\mathcal{B}^c(\mathbf{x}, \mathcal{G}^c) = \{\mathbf{u} \in \mathbb{R}^{2N} : \dot{h}_{i,j}^c(\mathbf{x}) + \gamma h_{i,j}^c(\mathbf{x}) \geq 0, \forall (v_i, v_j) \in \mathcal{E}^c\} \quad (6)$$

B. Objective Function for Behavior Mixing

Consider the mentioned behavior mixing task of M behaviors and sub-groups where the i th robot v_i in current connected robotic team graph \mathcal{G} is assumed to belong to a sub-group $\mathcal{V}_m \subset \mathcal{V}$. In addition, consider that a task-related behavior control input $\hat{u}_i \in \mathcal{U}_m$ has been computed. The robotic team needs to determine whether and how to minimally modify original controllers so as to achieve task-related behaviors while ensuring safety and connectivity of both the obtained global graph \mathcal{G}^c containing all N robots and the induced sub-graphs $\mathcal{G}^c[\mathcal{V}_m]$ for all M sub-groups. With the defined forms of constraints in (3) and (6), we formally define the *behavior mixing* problem as follows.

$$\mathbf{u}^* = \arg \min_{\mathcal{G}^c, \mathbf{u}} \sum_{i=1}^N \|u_i - \hat{u}_i\|^2 \quad (7)$$

$$\begin{aligned} \text{s.t. } \mathcal{G}^c &= (\mathcal{V}^c, \mathcal{E}^c) \subset \mathcal{G} \text{ is connected} \\ \mathcal{G}_m &= \mathcal{G}^c[\mathcal{V}_m] \text{ is connected } \forall m = 1, \dots, M \end{aligned} \quad (8)$$

$$\mathbf{u} \in \mathcal{B}^s(\mathbf{x}) \cap \mathcal{B}^c(\mathbf{x}, \mathcal{G}^c), \quad \|u_i\| \leq \alpha_i, \forall i = 1, \dots, N \quad (9)$$

The above Quadratic Programming (QP) optimization problem is to find the optimal active connectivity graph \mathcal{G}^c from current connected robotic team graph \mathcal{G} and the alternative control inputs $\mathbf{u}^* \in \mathbb{R}^{2N}$ bounded by maximum velocity α_i for each robot, so that global and subgroup connectivity, safety and velocity constraints described in (8) and (9) are satisfied while minimizing the deviation to the original controllers. In this paper, we propose to decouple the behavior mixing problem into two sub-problems: 1) select provable optimal connectivity graph $\mathcal{G}^c = \mathcal{G}^{c*}$ in a distributed manner that invokes *minimum connectivity constraints* on original controllers, and then 2) solve the optimization problem (7) with the obtained optimal connectivity graph \mathcal{G}^{c*} .

IV. BEHAVIOR MIXING USING DISTRIBUTED SELECTION OF MINIMUM CONNECTIVITY CONSTRAINTS

A. Minimum Connectivity Constraint Spanning Tree (MCCST)

First we consider the sub-problem of selecting optimal connectivity graph $\mathcal{G}^c \subset \mathcal{G}$ in Eq. (7) that introduces minimum connectivity constraints. As each edge $(v_i, v_j) \in \mathcal{E}^c$ in a candidate graph \mathcal{G}^c enforces one pair-wise linear

constraint over controllers \hat{u}_i and \hat{u}_j for robot i and j as shown in Eq. (4), the graph \mathcal{G}^c whose edges define the minimum connectivity constraints must exist among the set of all spanning trees \mathcal{T} of the current connected graph \mathcal{G} that have all the vertices \mathcal{V} covered with $N - 1$ edges. This is the minimum possible number of edges for \mathcal{G}^c to stay connected.

Hence, the problem boils down to find the optimal spanning tree $\mathcal{G}^{c*} = \mathcal{T}^{c*} \in \mathcal{T}$ of \mathcal{G} whose edges invoke the minimum connectivity constraints in the form of (6) over the robots' controllers. To quantify the strength of connectivity constraint by an edge $(v_i, v_j) \in \mathcal{E}$, we introduce the weight assignment defined as follows.

$$w_{i,j} = h_{i,j}^c(\mathbf{x}, \hat{u}_i, \hat{u}_j) + \gamma h_{i,j}^c(\mathbf{x}), \forall (v_i, v_j) \in \mathcal{E} \quad (10)$$

Compared to the connectivity constraint in (6), $w_{i,j}$ indicates the violation of the pair-wise connectivity constraint between the two robots, with the higher value of $w_{i,j}$ the less violated the connectivity constraint is. To that end, each candidate spanning tree $\mathcal{T}^c \in \mathcal{G}$ is redefined as a weighted spanning tree $\mathcal{T}_w^c = (\mathcal{V}, \mathcal{E}^T, \mathcal{W}^T)$. Hence the optimal connectivity graph \mathcal{G}^{c*} with constraints in (8) can be obtained as follows.

$$\begin{aligned} \mathcal{G}^{c*} = \arg \max_{\mathcal{T}_w^c \in \mathcal{T}} \sum_{(v_i, v_j) \in \mathcal{E}^T} w_{i,j} &= \arg \min_{\mathcal{T}_w^c \in \mathcal{T}} \sum_{(v_i, v_j) \in \mathcal{E}^T} -w_{i,j} \\ \text{s.t. } \mathcal{T}_m = \mathcal{T}_w^c[\mathcal{V}_m] \text{ is connected } \forall m = 1, \dots, M \end{aligned} \quad (11)$$

Without the sub-group connectivity constraints in (11), the optimal solution corresponds to the Minimal Spanning Tree (MST) among the set of $\mathcal{T}_w^c \in \mathcal{G}$ by definition, namely, the MST connectivity topology whose connectivity constraints are least violated by the current robots task-related controllers, implying the best freedom for the multi-robot behaviors in presence of global connectivity constraint at current step. To obtain the optimal solution with sub-group connectivity constraints in addition, we propose to define another class of spanning trees as follows and relate its MST to the solution of the constrained MST problem in (11).

Definition 1. Given a connectivity graph \mathcal{G} and for all edges $(v_i, v_j) \in \mathcal{E}$ on \mathcal{G} , redefine their weights by the following.

$$w'_{i,j} = \begin{cases} \lambda \cdot w_{i,j}, & \text{if } v_i \text{ and } v_j \text{ are in different sub-groups} \\ w_{i,j}, & \text{else} \end{cases} \quad (12)$$

where $\lambda \in \{\lambda \gg 1 : \lambda \cdot w_{i,j} \gg w'_{i',j'}, \forall v_i, v'_i, v_j, v'_j \in \mathcal{V}\}$ is a user-defined constant. The weight-modified graph is denoted as \mathcal{G}' . Then we call the redefined spanning tree $\mathcal{T}_w^{c'} = (\mathcal{V}, \mathcal{E}^T, \mathcal{W}^{T'})$ as the Connectivity Constraint Spanning Tree (CCST).

The Definition 1 introduces a new class of spanning trees (CCST) $\mathcal{T}_w^{c'}$ equivalent to the original spanning trees \mathcal{T}_w^c with inflated weights over the edges connecting different subgroups of robots. In particular, the designed parameter λ in (12) ensures that after inflation the new weights over edges connecting different subgroups are always larger than any edges within all the subgroups for $\mathcal{T}_w^{c'}$. As we will prove by the following Lemma 3 and Theorem 4, this guarantees that the computed MST $\mathcal{T}_w^{c'}$ becomes the solution of constrained MST \mathcal{T}_w^c in (11), namely, the MST $\mathcal{T}_w^{c'}$ contains the MST

of each subgroup as well, ensuring that the subgroups are also connected in an optimal way. We review some useful definitions in graph theory [17]:

- *fragment*: a subtree of Minimum Spanning Tree;
- *outgoing edge*: a edge of a fragment if one adjacent node is in the fragment and the other is not.

The first definition describes that a connected set of nodes and edges of the MST is called a fragment. By this definition, a single node is also a fragment by itself. In the following discussion, we focus on *minimum-weight outgoing edge (MWOE)*, which is the edge with minimum weight among all outgoing edge of a fragment.

Lemma 2. Let e_{min} be a minimum-weight outgoing edge (MWOE) of a fragment. Connecting e_{min} and its adjacent node in a different fragment yields another fragment in MST.

The proof of Lemma 2 can be found in both [17] and [18].

With Lemma 2, the process of constructing MST is as follows [17]:

- Each node starts as a fragment by itself
- Each fragment iteratively connects with MWOE fragment

This process will result in the MST of the given graph.

Lemma 3. By following the process above on \mathcal{G}' in Definition 1, all nodes within the same sub-group will form a MST fragment before connecting to other sub-group.

Proof. We prove by contradiction. Suppose the node v_i from sub-group graph \mathcal{G}'_i connects with node v_j first, which belongs to sub-group graph \mathcal{G}'_j , $i \neq j$. From the MST construction process we know that, at each iteration, the edge added is the minimum-weight outgoing edge of the connecting fragment. In this case, the weight $w_{i,j}$ of the edge between v_i and v_j is the minimum of all outgoing edges of v_i . Let $v_{i'} \in \mathcal{G}'_i$ where there exists an outgoing edge between v_i and $v_{i'}$, then we know that the weight $w'_{i,j} < w'_{i,i'}$. This contradicts with the property of \mathcal{G}' in Equation 12. \square

Theorem 4. Given the redefined Connectivity Constraint Spanning Tree (CCST) $\mathcal{T}_w^{c'} = (\mathcal{V}, \mathcal{E}^T, \mathcal{W}^{T'})$ in Definition 1 and denote minimum weight CCST as $\bar{\mathcal{T}}_w^{c'} = \arg \min_{\mathcal{T}_w^{c'} \in \mathcal{T}} \sum_{(v_i, v_j) \in \mathcal{E}^T} -w'_{i,j}$, we have: $\bar{\mathcal{T}}_w^{c'} = \mathcal{G}^{c*}$ in Equation (11). Namely, the Minimum Spanning Tree $\bar{\mathcal{T}}_w^{c'}$ of \mathcal{G}' is the optimal solution of \mathcal{G}^{c*} in (11) and we call the graph $\bar{\mathcal{T}}_w^{c'}$ as Minimum Connectivity Constraint Spanning Tree (MCCST) of the original connected graph \mathcal{G} .

Proof. From Lemma 3, each sub-group will be connected as a MST fragment itself before connecting to sub-group edges. By definition, the MST of graph \mathcal{G}'_i within subgroup \mathcal{S}_i is optimal with minimum total weight, which means

$$\bar{\mathcal{T}}_w^{c'}(i) = \arg \min_{\mathcal{T}_w^{c'}(i) \in \mathcal{T}(i)} \sum_{(v_i, v_j) \in \mathcal{E}^T(i)} -w'_{i,j} \quad (13)$$

Then for the next step, connecting the minimum-weighted

outgoing edge between different sub-groups, yields

$$\begin{aligned}
\bar{\mathcal{T}}_w^{c'} &= \arg \min_{\mathcal{T}_w^{c'} \in \mathcal{T}} \sum_{(v_i, v_j) \in \mathcal{E}^{T(i)}} -\lambda \cdot w'_{i,j}, \quad S(v_i) \neq S(v_j) \\
&= \arg \min_{\mathcal{T}_w^{c'} \in \mathcal{T}} \lambda \cdot \sum_{(v_i, v_j) \in \mathcal{E}^T} -w'_{i,j} \\
&= \arg \min_{\mathcal{T}_w^{c'} \in \mathcal{T}} \sum_{(v_i, v_j) \in \mathcal{E}^T} -w'_{i,j}
\end{aligned} \tag{14}$$

The equality holds since $\lambda > 0$. \square

In this way, we relax the constrained MST optimization problem in (11) into unconstrained MST problem with the same optimality guarantee that can be solved in a principle manner. The connectivity constraints from the obtained MCCST $\bar{\mathcal{T}}_w^{c'}$ are thus minimally violated by the current task-related robots controllers, which implies the least restriction due to global and subgroup connectivity requirements. Such MCCST $\bar{\mathcal{T}}_w^{c'}$ therefore specifies the optimal connectivity graph $\mathcal{G}^{c*} \subset \mathcal{G}$ to enforce for behavior mixing in (8). Next, we will present a distributed method for computing MCCST.

B. Construction of Distributed Minimum Connectivity Constraint Spanning Tree (MCCST)

For execution of large number of robots in multi-robot systems, decentralized algorithm is needed for better scalability. A initial work from Gallager et al. [17] describes a distributed algorithm for finding MST, by utilizing the parallel nature of Boruvka's [19] algorithm. With different application scenarios, the construction of MST could be time-optimal [20] or message-optimal [18]. Most recent work [21] proposes a time- and message-optimal distributed approach. It utilize the diameter of graph and maintain the diameter of each sub-MST, constructing sub-MST in parallel and speed up by using a randomized algorithm [22] when merging sub-MST with their minimum outgoing edge. In our work, we modified and combined the existing distributed MST construction algorithms to suit our need for real-time computation of MCCST.

We propose a distributed construction of MCCST of \mathcal{G} . For our problem setting, the topology and weights could change over time, thus a time-optimal real-time algorithm is needed. We develop our algorithm based on the work from [21], [18] and [17], but reduce the computation time while sacrificing message optimality. Different from most of the network algorithms such as [18], [21], our algorithm does not require synchronization, which also reduces the total time. We adapt the method from the previous section. Note that MST is unique for a graph with unique edge weights. Therefore the result is the same from centralized and decentralized construction.

A detailed description of the algorithm is as follows:

1) *Overview*: Given a graph $\mathcal{G}' = \{\mathcal{V}, \mathcal{E}\}$ with weights defined in Definition 1 where $|\mathcal{V}| = N$ is the number of robots, the initial state of the system is a singleton graph where each vertex is an individual isolated node without any outgoing edge, and each node is given a distinct id. This gives N segments and each consists of one vertex. Then each

Algorithm 1 Distributed MCCST Construction

Input: a : adjacency edge weight list of the original weighted graph
Output: edge list of MCCST

```

1: function CONSTRUCTDISTRIBUTEDMCCST( $A$ )
2:    $A \leftarrow$  empty adjacency matrix
3:    $A \leftarrow$  updated from input  $a$ 
4:   while  $msg \leftarrow$  getNewMessage( $msg\_pool$ ) do
5:     if not initialized then
6:        $A \leftarrow$  initialRound( $msg, A$ )
7:     else
8:        $A \leftarrow$  processRound( $msg, A$ )
9:     if isConnected( $A$ ) then
10:      return getEdgeList( $A$ )
11:   if isEmpty( $msg\_pool$ ) then
12:     resetRound()

```

fragment finds the *minimum-weight outgoing edge (MWOE)* and join neighboring fragments together. Iteratively, the forest of fragments will join as a spanning tree connecting all vertices of the graph, resulting as the MCCST.

As shown in Algorithm 1, each robot takes an input of neighboring edge weights and connectivity information, then outputs the computed MCCST edge list. The incoming message is processed according to whether the node is being initialized or not. The process will reset when there is no new message in the message pool, which implies all the fragments finish updating within themselves and new MWOE need to be connected and a new round begins.

Algorithm 2 Initial Round of MST Construction

Input: msg : incoming messages, A : current adjacency matrix
Output: A : updated adjacency matrix

```

1: function INITIALROUND( $msg, A$ )
2:   connect with neighbor with MWOE
3:    $leader\_id \leftarrow \min(self\_id, neighbor\_id)$ 
4:    $A \leftarrow$  update with  $msg$ 
5:   if no new information in  $msg$  then
6:     finish initial round
7:   send init message to  $msg\_pool$ 
8:   return  $A$ 

```

2) *Initial Round*: In the initial round, as shown in Algorithm 2, each fragment initially only contains one vertex. Each node directly connect with the neighbor with MWOE. However, to keep information within a fragment consistent and avoid additional computation, the node with the smallest id is selected as fragment leader. Information keeps updating within the fragment until every node has the same adjacency matrix of its fragment tree.

3) *Processing Round*: At each processing round, the fragment leader will determine the minimum-weight outgoing edge (MWOE) in its fragment after receiving all MWOE information from each fragment node (including itself). Since each node in the fragment only has the local knowledge within its own fragment, it will ask the MWOE neighbor for their fragment information, i.e. adjacency matrix, leader id. Whenever a node receives a request to give information, it will reply accordingly. Once each node receives information from MWOE neighbor, it will report to the fragment leader. All connect requests will be accepted and this, by lemma 2, always yields a fragment. When a new connection is made, the two fragments will combine their information and update

Algorithm 3 Processing Round of MCCST Construction

Input: msg : incoming messages, A : current adjacency matrix
Output: A : updated adjacency matrix

```
1: function PROCESSROUND( $msg$ ,  $A$ )
2:   if  $leader\_id$  is  $self\_id$  then
3:      $MWoe\_cache\_list \leftarrow wait(fragment\_node)$ 
4:      $MWoe \leftarrow \min(MWoe\_cache\_list)$ 
5:     if all  $fragment\_node$  reported then
6:       inform the one with  $MWoe$  to connect
7:   if not reported to leader then
8:     if no  $MWoe$  info then
9:        $msg\_pool[MWoe] \leftarrow get\_info$  message
10:    if get information from  $MWoe$  neighbor then
11:       $msg\_pool[leader\_id] \leftarrow report$  message
12:     $A \leftarrow$  update with  $msg$ 
13:  return  $A$ 
```

all the nodes within the fragment with the new information. Iteratively, the construction process will end when every node receives the same updated adjacency matrix representing the MST of the graph.

The convergence speed of our distributed MCCST algorithm is highly dependent on the topology of the original communication graph and edge weights. The convergence may happen within one single iteration if all fragments have the $MWoe$ neighbor with a smaller id. However, if the $MWoe$ of neighboring fragment overlaps, i.e. one of the two neighboring fragment has the $MWoe$ connecting to a node with larger id, it may take $O(\log n)$ iterations at each vertex to converge and agree on a final MCCST, giving a worst case time complexity of $O(n \log n)$.

Once the final MCCST is obtained as the optimal connectivity graph $\mathcal{G}^c = \mathcal{G}^{c*}$ in (9), we can specify the safety and connectivity barrier certificates (3) and (6) to invoke linear constraints and efficiently solve the original quadratic programming (QP) problem in (7) to get optimal revised robot controllers satisfying safety and connectivity constraints for behavior mixing.

V. RESULTS

To evaluate our proposed distributed MCCST method for behavior mixing, we designed two sets of experiments in simulation: i) $N = 40$ robots divided into $M = 4$ subgroups simultaneously performing 4 behaviors such as rendezvous to goal and circle formation behaviors, and ii) various number of robots ranging from $N = 20$ to $N = 100$ in the increments of 10 to perform $M = 4$ rendezvous behaviors at the same time. In both experiments, we are assuming limited sensing, communication range, and bounded velocity for the robots. They are only able to communicate and interact with its neighboring robots located within the limited communication range to compute the collaborative control laws. We apply the minimally revised controllers from (7) with single-integrator dynamics to the robots with unicycle dynamics in simulation using kinematics mapping in [16].

A. Simulation Example

The first set of experiments are performed on a team of $N = 40$ mobile robots as shown in Figure 1. The robot team is divided into $M = 4$ subgroups with different colors and is

tasked with 4 parallel behaviors. In the figures, robots in blue subgroup 1 and red subgroup 2 execute biased rendezvous behaviors towards the blue task site 1 and red task site 2 respectively, while robots in green subgroup 3 and magenta subgroup 4 perform circle formation behaviors around the green task site 3 and magenta task site 4 respectively. As shown in Figure 1a-c, our distributed MCCST approach is able to generate real-time minimum connectivity graph (red edges) from the present connectivity graph (grey edges) so that the invoked connectivity constraints are minimally restrictive to the original behavior controllers. Most of the target behavior configurations have been accomplished as shown in Figure 1c. Particularly, in Figure 1c the communication relays connecting different subgroups are implicitly formed to provide greater flexibility for the rest of the robots under connectivity requirements, without the need of explicit robots roles assignment as done in [10], [12]. This results from the fact that our algorithm enforces provably minimum connectivity graph that is least restrictive to the robots. On the other hand, in the intermediate stage captured in Figure 1b, although robots from different subgroups get cluttered around task 4 area, they are able to generate minimum connectivity graph (red links) from the dense local connectivity graph (grey) so that the team can successfully “unfold” themselves and keep moving with designated behaviors.

In comparison, we present converged results of other two methods with static connectivity graph in Figure 1e and Figure 1f respectively: i) always preserving communication edges in the initial MST (red) depicted in Figure 1d, and ii) always preserving edges in initial connectivity graph (grey) in Figure 1a as done in [4]. Since the invoked connectivity graph is fixed as the robots move, they can hardly achieve circle formation (Figure 1e) or fall into deadlock (Figure 1f). Numerical results are provided in Figure 2 showing our method ensures safety and connectivity, while having minimal control perturbation due to connectivity and maximum task performance (very close to designated target area as shown from Figure 2d). Note that the provided comparison method of preserving initial MST in Figure 1e is already better than other barrier certificate based connectivity controllers [1], [16] that impose predefined fixed connectivity graph not necessarily a MST.

B. Quantitative Results

For validating the computation efficiency and scalability of our algorithm, we run experiments with up to 100 robots and 4 parallel behaviors (four robots subgroups simultaneously rendezvous to four different places with safety and connectivity constraints) on Intel Core i7 CPU with 4 cores of 2.70 GHz. With our bounded arena area, 100 disc-like robots already cover 83.3% of the free space, thus it is sufficient to demonstrate the trend of scalability with the number of robots increased from 20 to 100 in the increment of 10. For Figure 3a and 3b, the experiment is done by computing the distributed MCCST 1500 to 3000 times, depending on the iterations for the system to converge, which

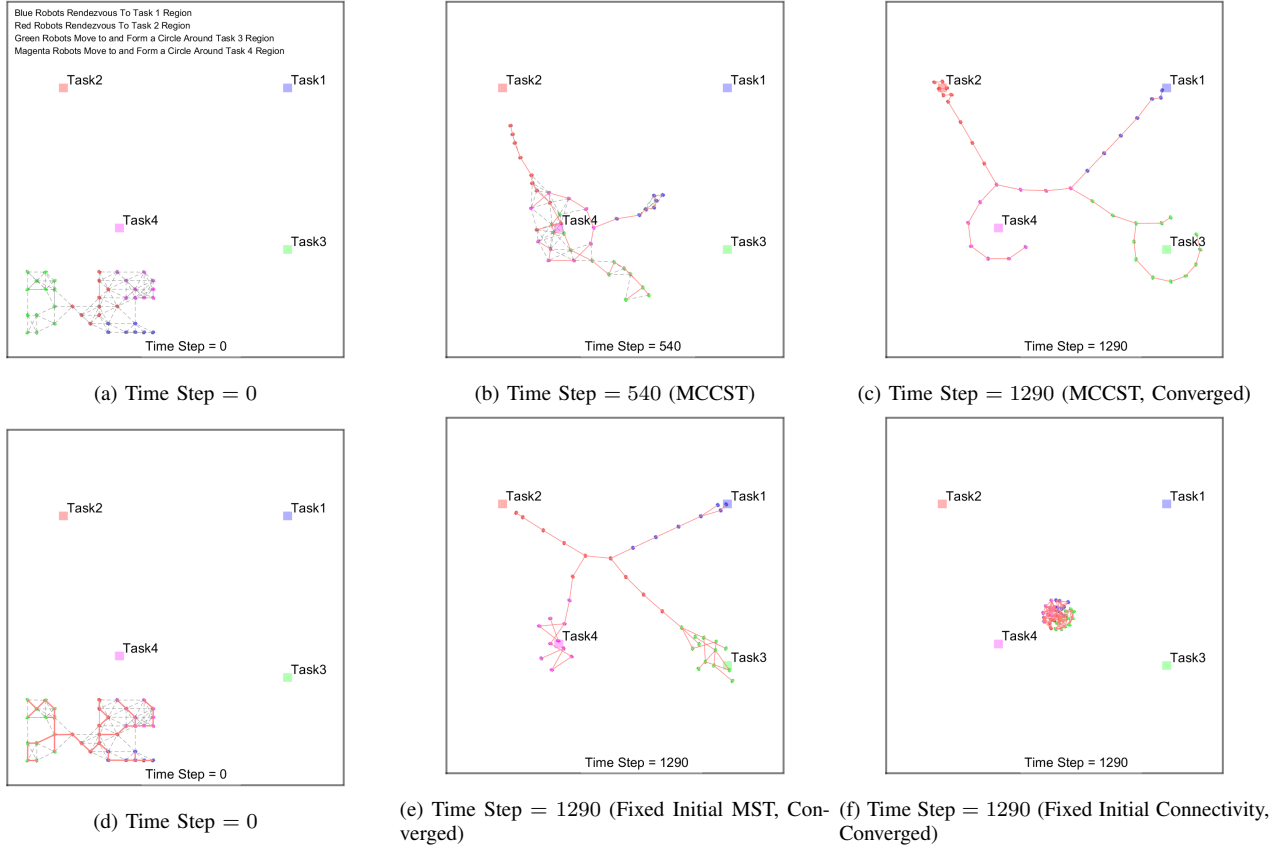


Fig. 1: Simulation example of 40 robots tasked to four different places with behaviour mixing: blue robots and red robots rendezvous to regions of blue task 1 and red task 2 respectively, while green robots and magenta robots move to region of green task 3 and magenta task 4 and form a circle around the regions. Grey dashed lines in (a),(b),(d) denote current connectivity edges and red lines in (a)-(f) denote current active connectivity graph invoking pair-wise connectivity constraints. Compared to fixed inter-robot connectivity constraints from initial MST (e) and initial connectivity graph (f), our proposed MCCST approach (c) enables minimally perturbed task performance due to invoked minimum connectivity constraints on the robots.

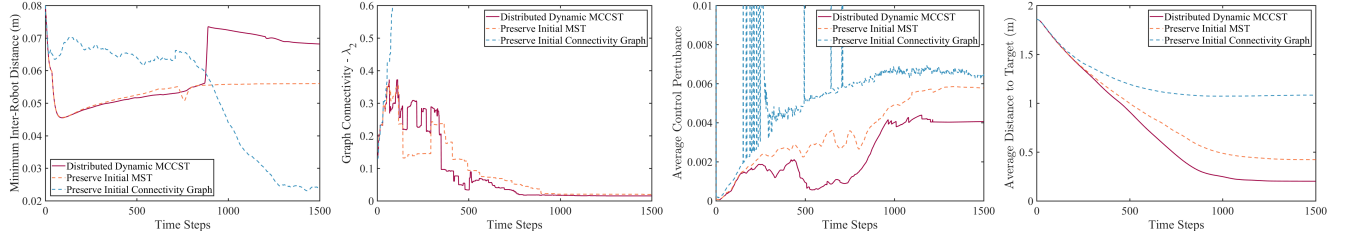


Fig. 2: Performance comparison of simulation example in Figure 1 w.r.t. different metrics: (a) Minimum inter-robot distance (safety distance is 0.02m), (b) Algebraic connectivity evaluated by second smallest eigenvalue of multi-robot laplacian matrix. Positive meaning connectivity ensured, (c) Control perturbation computed by $\frac{1}{N} \sum_{i=1}^N \|u_i^* - \hat{u}_i\|^2$, (d) Average distance between robots to tasked region (the smaller the better).

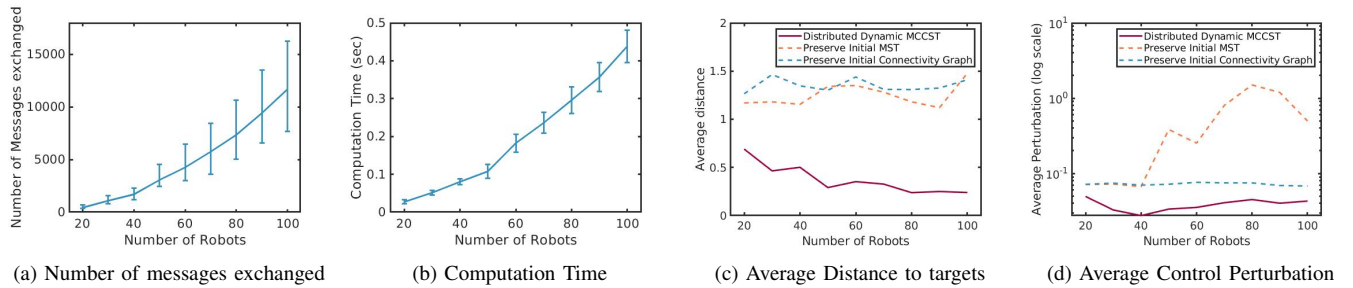


Fig. 3: Quantitative results summary. (a)-(b) are results from our proposed Distributed MCCST approach. (c)-(d) are comparison results with ours and the other two approaches with static connectivity graph but the same controller (7). (a) Number of messages exchanged during the distribute MCCST construction. The error bar shows the maximum and minimum number of messages exchanged. (b) Computation time of constructing the distributed MCCST. The error bar shows the standard deviation. (c) Average distance from robot to target location after converged. (d) Average control perturbation.

varies with the number of robots and graph topology. The complexity of the worst case for both message and time is $O(n \log n)$. However, the average case, as shown in the figure, is better than $O(n \log n)$. Figure 3b shows the time duration for computing the distributed MCCST, which shows that computing distributed MCCST could be done in real time with large number of robots.

The average distance to target region and perturbation after convergence is calculated from 10 runs for each batch of robots with up to 100 robots. In Figure 3c, the average distance to target with MCCST is significantly smaller (closer to target region) than with static connectivity graph. The distance also decreases as the number of robots increases, since only a limited number of robots are needed to maintain connectivity, which enables more robots to rendezvous to the target locations. However, for the other two methods with imposed static connectivity topology, the average distance increases with the number of robots. Figure 3d shows the result of average perturbation. Our method gives much smaller perturbation on average. Note that the result from preserving initial MST gives much worse result than the other two, because the initial MST edges could give huge deviation from the optimal control outputs as behaviors progressed, while the full connectivity graph gives larger number of constrain edges to keep, so that some are canceled out with each other. Nevertheless, our distributed MCCST method always computes the minimum connectivity constraints, thus outperforming the other two methods significantly.

VI. CONCLUSION

In this paper, we considered the problem of minimum connectivity maintenance for flexible behavior mixing. In particular, we proposed a real-time distributed Minimum Connectivity Constraint Spanning Tree (MCCST) algorithm that allows for characterizing both global and subgroup connectivity and enables the computation of provably minimum connectivity constraints as to the robots task-related controllers. By coupling the invoked constraints with the safety and connectivity barrier certificates, the robots controllers are minimally modified from the original controllers with dynamic and possibly discontinuous communication topology. This algorithm enables simultaneous behavior mixing at best while maintaining both global and subgroup connectivity, as well as collision avoidance within the system. Experimental results show that our method is scalable and computation efficient to large number of robots and also significantly improves the robot team performance on a variety of tasks requiring different behaviors.

Future work includes extensions to resilient connectivity control under uncertainties for improving the communication robustness/resilience in real-world multi-robot applications.

REFERENCES

- [1] A. Li, L. Wang, P. Pierpaoli, and M. Egerstedt, "Formally correct composition of coordinated behaviors using control barrier certificates," in *2018 IEEE/RSJ International Conference on Intelligent Robots and Systems (IROS)*. IEEE, 2018, pp. 3723–3729.
- [2] L. Sabattini, N. Chopra, and C. Secchi, "Decentralized connectivity maintenance for cooperative control of mobile robotic systems," *The International Journal of Robotics Research*, vol. 32, no. 12, pp. 1411–1423, 2013.
- [3] R. K. Williams, A. Gasparri, G. S. Sukhatme, and G. Ulivi, "Global connectivity control for spatially interacting multi-robot systems with unicycle kinematics," in *2015 IEEE international conference on robotics and automation (ICRA)*. IEEE, 2015, pp. 1255–1261.
- [4] M. M. Zavlanos, A. Jadbabaie, and G. J. Pappas, "Flocking while preserving network connectivity," in *2007 46th IEEE Conference on Decision and Control*. IEEE, 2007, pp. 2919–2924.
- [5] L. Wang, A. D. Ames, and M. Egerstedt, "Multi-objective compositions for collision-free connectivity maintenance in teams of mobile robots," in *2016 IEEE 55th Conference on Decision and Control (CDC)*. IEEE, 2016, pp. 2659–2664.
- [6] D. V. Dimarogonas and K. H. Johansson, "Decentralized connectivity maintenance in mobile networks with bounded inputs," in *2008 IEEE International Conference on Robotics and Automation*. IEEE, 2008, pp. 1507–1512.
- [7] M. Ji and M. Egerstedt, "Distributed coordination control of multi-agent systems while preserving connectedness," *IEEE Transactions on Robotics*, vol. 23, no. 4, pp. 693–703, 2007.
- [8] P. R. Giordano, A. Franchi, C. Secchi, and H. H. Bühlhoff, "Bilateral teleoperation of groups of uavs with decentralized connectivity maintenance," in *Robotics: Science and Systems*. Citeseer, 2011.
- [9] P. Yang, R. A. Freeman, G. J. Gordon, K. M. Lynch, S. S. Srinivasa, and R. Sukthankar, "Decentralized estimation and control of graph connectivity for mobile sensor networks," *Automatica*, vol. 46, no. 2, pp. 390–396, 2010.
- [10] J. Banfi, N. Basilico, and S. Carpin, "Optimal redeployment of multirobot teams for communication maintenance," in *2018 IEEE/RSJ International Conference on Intelligent Robots and Systems (IROS)*. IEEE, 2018, pp. 3757–3764.
- [11] M. Chandarana, W. Luo, M. Lewis, K. Sycara, and S. Scherer, "Decentralized method for sub-swarm deployment and rejoining," in *2018 IEEE International Conference on Systems, Man, and Cybernetics (SMC)*. IEEE, 2018, pp. 1209–1214.
- [12] N. Majcherczyk, A. Jayabalan, G. Beltrame, and C. Pinciroli, "Decentralized connectivity-preserving deployment of large-scale robot swarms," in *2018 IEEE/RSJ International Conference on Intelligent Robots and Systems (IROS)*. IEEE, 2018, pp. 4295–4302.
- [13] L. Guerrero-Bonilla, D. Saldana, and V. Kumar, "Design guarantees for resilient robot formations on lattices," *IEEE Robotics and Automation Letters*, vol. 4, no. 1, pp. 89–96, 2018.
- [14] R. Aragues, C. Sagues, and Y. Mezouar, "Triggered minimum spanning tree for distributed coverage with connectivity maintenance," in *2014 European Control Conference (ECC)*. IEEE, 2014, pp. 1881–1887.
- [15] A. D. Ames, S. Coogan, M. Egerstedt, G. Notomista, K. Sreenath, and P. Tabuada, "Control barrier functions: Theory and applications," *arXiv preprint arXiv:1903.11199*, 2019.
- [16] L. Wang, A. D. Ames, and M. Egerstedt, "Safety barrier certificates for collisions-free multirobot systems," *IEEE Transactions on Robotics*, vol. 33, no. 3, pp. 661–674, 2017.
- [17] R. G. Gallager, P. A. Humblet, and P. M. Spira, "A distributed algorithm for minimum-weight spanning trees," *ACM Transactions on Programming Languages and Systems (TOPLAS)*, vol. 5, no. 1, pp. 66–77, 1983.
- [18] D. Peleg, "Distributed computing," *SIAM Monographs on discrete mathematics and applications*, vol. 5, 2000.
- [19] J. Nešetřil, E. Milková, and H. Nešetřilová, "Otakar boruvka on minimum spanning tree problem translation of both the 1926 papers, comments, history," *Discrete mathematics*, vol. 233, no. 1-3, pp. 3–36, 2001.
- [20] A. D. Sarma, S. Holzer, L. Kor, A. Korman, D. Nanongkai, G. Pandurangan, D. Peleg, and R. Wattenhofer, "Distributed verification and hardness of distributed approximation," *SIAM Journal on Computing*, vol. 41, no. 5, pp. 1235–1265, 2012.
- [21] G. Pandurangan, P. Robinson, and M. Scquizzato, "A time-and message-optimal distributed algorithm for minimum spanning trees," in *Proceedings of the 49th Annual ACM SIGACT Symposium on Theory of Computing*. ACM, 2017, pp. 743–756.
- [22] M. Elkin, "A faster distributed protocol for constructing a minimum spanning tree," *Journal of Computer and System Sciences*, vol. 72, no. 8, pp. 1282–1308, 2006.