

# Generalized bounds for active subspaces\*

Mario Teixeira Parente<sup>†</sup>    Jonas Wallin<sup>‡</sup>    Barbara Wohlmuth<sup>†</sup>

July 8, 2022

The active subspace method, as a dimension reduction technique, can substantially reduce computational costs and is thus attractive for high-dimensional computer simulations. The theory provides upper bounds for the mean square error of a given function of interest and a low-dimensional approximation of it. Derivations are based on probabilistic Poincaré inequalities which strongly depend on an underlying probability distribution that weights sensitivities of the investigated function. It is not this original distribution that is crucial for final error bounds, but a conditional distribution, conditioned on a so-called active variable, that naturally arises in the context. Existing literature does not take this aspect into account, is thus missing important details when it comes to distributions with, for example, exponential tails, and, as a consequence, does not cover such distributions theoretically. Here, we consider scenarios in which traditional estimates are not valid anymore due to an arbitrary large Poincaré constant. Additionally, we propose a framework that allows to get weaker, or generalized, estimates and that enables the practitioner to control the trade-off between the size of the Poincaré type constant and a weaker order of the final error bound. In particular, we investigate independently exponentially distributed random variables in 2 and  $n$  dimensions and give explicit expressions for involved constants, also showing the dependence on the dimension of the problem. Finally, we formulate an open problem to the community that aims for extending the class of distributions applicable to the active subspace method as we regard this as an opportunity to enlarge its usability.

**Keywords:** Dimension reduction · Active subspaces · Poincaré inequalities

## 1 Introduction

Many modern computational problems, having a large number of input variables or parameters, suffer from the “curse of dimensionality”, a phenomenon characterized by a growth of computational complexity in the number of unknowns. For practitioners in this situation, the computations or simulations get too expensive or even intractable. The *active subspace method* (ASM), or shorter, *active subspaces* [9, 10], is a set of tools for dimension reduction which reduce the effects caused by the curse of dimensionality. ASM splits an Euclidean input space into a so-called active and inactive subspace based on average sensitivities of a real-valued function of interest. The sensitivities are found by an eigendecomposition of a matrix involving outer products of the function’s gradient with itself. That is,

---

\***Funding:** MTP acknowledges support from the *Deutsche Forschungsgemeinschaft* (DFG) through *TUM International Graduate School for Science and Engineering* (IGSSE), GSC 81. Additional financial support for BW was provided by DFG through WO 671/11-1. JW was supported in part by the Swedish Research Council under grant No. 2018-01726.

<sup>†</sup>Chair for Numerical Mathematics, Technical University of Munich, Boltzmannstraße 3, 85748 Garching bei München, Germany (`{parente, wohlmuth}@ma.tum.de`)

<sup>‡</sup>Department of Statistics, Lund University, Lund, Sweden (`jonas.wallin@stat.lu.se`)

eigenvalues indicate average sensitivities of a function of interest in the direction of the corresponding eigenvector. Eigenvectors and eigenvalues belonging to the active subspace are then considered as dominant for the global behavior of the function of interest, whereas the inactive subspace is regarded as negligible. That means, ASM reduces the dimension of a problem while keeping as much information as necessary. The practical usability of ASM has already been demonstrated for several real case studies in various applied disciplines, see, e. g., [14, 20, 23, 24, 25]. It has also motivated other methodological advances, e. g., in the solution of Bayesian inverse problems [22] by an accelerated Markov chain Monte Carlo algorithm [12], in uncertainty quantification and propagation [8, 26], and in the theory of ridge approximation, see, e. g., [11, 15, 16].

However, ASM is only one dimension reduction technique among others. For example, likelihood-informed dimension reduction for the solution of Bayesian inverse problems [13] is based on a similar idea. This approach, however, analyzes the Hessian matrix of the function of interest instead of the gradient. An extension to vector-valued functions in gradient-based dimension reduction is given by [30]. Dimension reduction for nonlinear Bayesian inverse problems based on the Kullback-Leibler (KL) divergence of approximate posteriors and (subspace) logarithmic Sobolev inequalities, including a comprehensive comparison of several other techniques, was provided by the authors of [31].

A main result in ASM theory is an upper bound on the mean square error between the original function of interest and its low-dimensional approximation on the active subspace. The corresponding proof is based on an inequality of Poincaré type which is probabilistic in nature since ASM involves a probability distribution that weights sensitivities of the function of interest at different locations in the input space. The upper bound consists of the product of a Poincaré type constant and the sum of eigenvalues corresponding to the inactive subspace, called inactive trace in the following. The constant derived in [10] is claimed to depend only on the original distribution which is generally incorrect. Also, to the knowledge of the authors, existing theory for dimension reduction techniques based on Poincaré or logarithmic Sobolev inequalities are subject to quite restrictive assumptions on the involved probability distribution. These assumptions comprise either the distribution having compact support or its density  $\rho$  being of uniformly log-concave form, i. e.,  $\rho(\mathbf{x}) = \exp(-V(\mathbf{x}))$ , where  $V$  is such that its Hessian matrix  $V''(\mathbf{x}) \succeq \alpha I$  for each  $\mathbf{x}$  and some  $\alpha > 0$ . By the famous Bakry-Émery criterion, the latter assumption implies a logarithmic Sobolev inequality and Poincaré inequality with universal Poincaré constant  $1/\alpha$ , see, e. g., [2, 27]. Note that the case  $\alpha = 0$ , i. e.,  $V$  being only convex, is not covered. However, Bobkov [5] showed that a Poincaré inequality is still satisfied in this case and gave lower and upper bounds on the corresponding Poincaré constant. Distributions with heavier tails, i. e., for  $\alpha = 0$ , as, e. g., exponential or Laplace distributions, do not satisfy the assumptions above, but are, however, of practical relevance.

In ASM theory, it is not the original distribution that must satisfy a Poincaré inequality, but a conditional distribution on the inactive subspace, which depends on a variable defined on the active subspace, has to do so. Both assumptions on the original distribution from above are in fact passed on to the conditional distribution. However, the case  $\alpha = 0$  is cumbersome. We shall give an example for this case regarding a distribution that itself satisfies a Poincaré inequality, but might not be applicable at all or only with care due to an arbitrary large constant in the final bound for the mentioned mean square error. Our arguments are based on the bounds for corresponding Poincaré constants given by Bobkov in [5]. We also describe a way to still get upper bounds in this situation, however with a weaker, reduced order in the inactive trace. This order reduction is controllable in the sense that the practitioner can decide for the actual trade-off between the order of the inactive trace and the size of the corresponding Poincaré type constant. The mentioned general problem and its solution is exemplified on independently exponentially distributed random variables in 2 and  $n$  dimensions. Also, it is shown that the final constant is very much depending on the dimension of the problem. However, since this example is rather artificial, we formulate an open problem to the community at the end that aims at extending the class of distributions for which the bounds and the involved constants are explicitly or at least intuitively available in order to expand the applicability of ASM to more scenarios

of practical interest. In particular, the class of multivariate generalized hyperbolic distributions is a rich class that is, in our opinion, worthwhile to get investigated.

The outline of the manuscript is as follows. Section 2 gives an introduction to ASM and its formal context. In Section 3, we recall results involving compactly supported and normal distributions. The main results consisting of a motivation and discussion of the mentioned problems, with the independently exponentially distributed random variables as an extreme example, are presented in Section 4. We provide some comments and formulate an open problem to the community as an outlook in Section 5. Finally, a summary is given in Section 6.

## 2 Active subspaces

The active subspace method is a set of tools for gradient-based dimension reduction [9, 10]. Its aim is to find directions in the domain of a function  $f$  along which the function changes dominantly, on average. For illustration, consider a function of the form  $f(\mathbf{x}) = g(A^\top \mathbf{x})$  with a so-called profile function  $g$  and a matrix  $A \in \mathbf{R}^{n \times k}$ ,  $1 \leq k \leq n$ ,  $n \geq 2$ . Functions of this type are called *ridge functions* [21]. Note that  $f$  is constant along the null space of  $A^\top$ . Indeed, for  $\mathbf{x} \in \text{dom}(f)$  and  $\mathbf{v} \in \mathcal{N}(A^\top)$  such that  $\mathbf{x} + \mathbf{v} \in \text{dom}(f)$ , it holds that

$$f(\mathbf{x} + \mathbf{v}) = g(A^\top(\mathbf{x} + \mathbf{v})) = g(A^\top \mathbf{x}) = f(\mathbf{x}). \quad (2.1)$$

That is,  $f$  is intrinsically at most  $k$ -dimensional. For arbitrary  $f$ , the general task is to find a suitable dimension  $k$ , a function  $g : \text{dom}(g) \rightarrow \mathbf{R}$ ,  $\text{dom}(g) \subseteq \mathbf{R}^k$ , and a matrix  $A \in \mathbf{R}^{n \times k}$  such that  $f(\mathbf{x}) \approx g(A^\top \mathbf{x})$ .

For this, the active subspace method, as a gradient-based dimension reduction technique, needs to assume that the function of interest  $f : \mathcal{X} \rightarrow \mathbf{R}$  is continuously differentiable with partial derivatives that are square-integrable w.r.t. a probability density function  $\rho_{\mathbf{X}}$ . We define  $\mathcal{X} \subseteq \mathbf{R}^n$  to be the support of  $\rho_{\mathbf{X}}$ , i. e., the closure of the set  $\mathcal{X}^+ := \{\mathbf{x} \in \mathbf{R}^n \mid \rho_{\mathbf{X}}(\mathbf{x}) > 0\}$ . We assume that  $\mathcal{X}$  is a continuity set, that is, its boundary is assumed to be a Lebesgue null set. The central object of investigation is a covariance-type matrix constructed with outer products of the gradient of  $f$ ,  $\nabla f = \nabla_{\mathbf{x}} f$ , with itself,

$$C := \int_{\mathbf{R}^n} \nabla f(\mathbf{x}) \nabla f(\mathbf{x})^\top \rho_{\mathbf{X}}(\mathbf{x}) \, d\mathbf{x}. \quad (2.2)$$

Since  $C$  is real symmetric, there exists an eigendecomposition  $C = W\Lambda W^\top$  with an orthogonal matrix  $W \in \mathbf{R}^{n \times n}$  and a diagonal matrix  $\Lambda \in \mathbf{R}^{n \times n}$  with descending eigenvalues  $\lambda_1, \dots, \lambda_n$  on its diagonal. The positive semidefiniteness of  $C$  additionally ensures that  $\lambda_1 \geq \dots \geq \lambda_n \geq 0$ .

The behavior of the function  $f$  and the eigendecomposition of  $C$  have an interesting, exploitable relation, i. e.,

$$\lambda_i = \mathbf{w}_i^\top C \mathbf{w}_i = \int_{\mathbf{R}^n} (\mathbf{w}_i^\top \nabla f(\mathbf{x}))^2 \rho_{\mathbf{X}}(\mathbf{x}) \, d\mathbf{x}, \quad i = 1, \dots, n. \quad (2.3)$$

If, for example,  $\lambda_i = 0$  for some  $i$ , then we can conclude that  $f$  does not change in the direction of the corresponding eigenvector  $\mathbf{w}_i$ . That is, if eigenvalues  $\lambda_i$ ,  $i = k + 1, \dots, n$ , are sufficiently small for a suitable  $k \leq n - 1$ , or even zero as in the case of ridge functions, then  $f$  can be approximated by a lower-dimensional function. Formally, this corresponds to a split of  $\Lambda$  and  $W$ , i. e.,

$$\Lambda = \begin{pmatrix} \Lambda_1 & \\ & \Lambda_2 \end{pmatrix} \quad \text{and} \quad W = (W_1 \ W_2), \quad (2.4)$$

where  $\Lambda_1 \in \mathbf{R}^{k \times k}$ ,  $\Lambda_2 \in \mathbf{R}^{n-k \times n-k}$  and  $W_1 \in \mathbf{R}^{n \times k}$ ,  $W_2 \in \mathbf{R}^{n \times n-k}$ .

Since

$$\mathbf{x} = WW^\top \mathbf{x} = W_1 W_1^\top \mathbf{x} + W_2 W_2^\top \mathbf{x} = W_1 \mathbf{y} + W_2 \mathbf{z}, \quad (2.5)$$

the split of  $W$  suggests a new coordinate system  $(\mathbf{y}, \mathbf{z})$  for the *active variable*  $\mathbf{y} := W_1^\top \mathbf{x} \in \mathbf{R}^k$  and the *inactive variable*  $\mathbf{z} := W_2^\top \mathbf{x} \in \mathbf{R}^{n-k}$ . The range of  $W_1$ ,  $\mathcal{R}(W_1) := \{W_1 \mathbf{y} \mid \mathbf{y} \in \mathbf{R}^k\} \subseteq \mathbf{R}^n$ , is called the *active subspace of  $f$* . Note that the new variable  $\mathbf{y}$  is aligned to directions on which  $f$  changes much more, on average, than on directions the variable  $\mathbf{z}$  is aligned to.

For the remainder, we define

$$\mathcal{Y} := W_1^\top \mathcal{X} = \{W_1^\top \mathbf{x} \mid \mathbf{x} \in \mathcal{X}\} \quad \text{and} \quad \mathcal{Z} := W_2^\top \mathcal{X} = \{W_2^\top \mathbf{x} \mid \mathbf{x} \in \mathcal{X}\}. \quad (2.6)$$

Also, for  $\mathbf{y} \in \mathcal{Y}$  and  $\mathbf{z} \in \mathcal{Z}$ , let

$$\llbracket \mathbf{y}, \mathbf{z} \rrbracket := \llbracket \mathbf{y}, \mathbf{z} \rrbracket_W := W_1 \mathbf{y} + W_2 \mathbf{z} \quad (2.7)$$

to concisely denote changes of the coordinate system.

Variables  $\mathbf{x}$ ,  $\mathbf{y}$ , and  $\mathbf{z}$  can also be regarded as random variables  $\mathbf{X}$ ,  $\mathbf{Y}$ , and  $\mathbf{Z}$ , respectively, that are defined on a common probability space  $(\Omega, \mathcal{F}, \mathbf{P})$ . The orthogonal variable transformation  $\mathbf{x} \mapsto (\mathbf{y}, \mathbf{z})$  induces new probability density functions for random variables  $\mathbf{Y}$  and  $\mathbf{Z}$ . That is, the joint distribution for  $(\mathbf{Y}, \mathbf{Z})$  is

$$\rho_{\mathbf{Y}, \mathbf{Z}}(\mathbf{y}, \mathbf{z}) = \rho_{\mathbf{X}}(\llbracket \mathbf{y}, \mathbf{z} \rrbracket). \quad (2.8)$$

Corresponding marginal and conditional densities are defined as usual. Additionally, set

$$\mathcal{Y}^+ := \{\mathbf{y} \in \mathbf{R}^k \mid \rho_{\mathbf{Y}}(\mathbf{y}) > 0\} \quad (2.9)$$

to denote the set of all values for the active variable  $\mathbf{y}$  with a strictly positive density value. We frequently use that for a  $\rho_{\mathbf{X}}$ -integrable function  $h : \mathcal{X} \rightarrow \mathbf{R}$ , it holds that

$$\mathbf{E}[h(\mathbf{X})] = \mathbf{E}[\mathbf{E}[h(\llbracket \mathbf{Y}, \mathbf{Z} \rrbracket) \mid \mathbf{Y}]]. \quad (2.10)$$

Given the eigenvectors in  $W$ , we still need to define a lower-dimensional function  $g$  approximating  $f$ . For  $\mathbf{y} \in \mathcal{Y}^+$ , a natural way is to define  $g(\mathbf{y})$  as the conditional expectation of  $f$  given  $\mathbf{y}$ , i. e., as an integral over the inactive subspace weighted with the conditional density  $\rho_{\mathbf{Z}|\mathbf{Y}}(\cdot|\mathbf{y})$ . Recall that this approximation is the best in an  $L^2$  sense [18, Corollary 8.17]. Hence, we set

$$\begin{aligned} g(\mathbf{y}) &:= \mathbf{E}[f(\llbracket \mathbf{Y}, \mathbf{Z} \rrbracket) \mid \mathbf{Y} = \mathbf{y}] \\ &= \int_{\mathbf{R}^{n-k}} f(\llbracket \mathbf{y}, \mathbf{z} \rrbracket) \rho_{\mathbf{Z}|\mathbf{Y}}(\mathbf{z}|\mathbf{y}) \, d\mathbf{z} \end{aligned} \quad (2.11)$$

for  $\mathbf{y} \in \mathcal{Y}^+$ . Additionally, we define

$$f_g(\mathbf{x}) := g(W_1^\top \mathbf{x}) \quad (2.12)$$

for  $\mathbf{x} \in \mathcal{X}^\circ$ , where  $\mathcal{X}^\circ$  denotes the interior of  $\mathcal{X}$ . Note that  $W_1^\top \mathbf{x} \in \mathcal{Y}^\circ \subseteq \mathcal{Y}^+$  for  $\mathbf{x} \in \mathcal{X}^\circ$ , where  $\mathcal{Y}^\circ$  denotes the interior of  $\mathcal{Y}$ .

One of the main results in ASM theory is a theorem that gives an upper bound on the mean square error of  $f_g$  approximating  $f$ . The upper bound is the product of a Poincaré constant  $C_P > 0$  and the sum of  $n - k$  eigenvalues corresponding to the inactive subspace, called inactive trace. That is, if the inactive trace is small, then the mean square error of  $f_g$  approximating  $f$  is also small. Mathematically, for a given probability density function  $\rho_{\mathbf{X}}$ , the theorem states that

$$\mathbf{E}[(f(\mathbf{X}) - f_g(\mathbf{X}))^2] \leq C_P(\lambda_{k+1} + \dots + \lambda_n) \quad (2.13)$$

for a Poincaré constant  $C_P = C_P(\rho_{\mathbf{X}}) > 0$ .

The computation starts with

$$\mathbf{E}[(f(\mathbf{X}) - f_g(\mathbf{X}))^2] = \mathbf{E}[\mathbf{E}[(f(\llbracket \mathbf{Y}, \mathbf{Z} \rrbracket) - g(\mathbf{Y}))^2 \mid \mathbf{Y}]] \quad (2.14)$$

$$\leq \mathbf{E}[C_{\mathbf{Y}} \mathbf{E}[|\nabla_{\mathbf{z}} f(\llbracket \mathbf{Y}, \mathbf{Z} \rrbracket)|^2 | \mathbf{Y}]], \quad (2.15)$$

where we used a probabilistic Poincaré inequality w.r.t.  $\rho_{\mathbf{Z}|\mathbf{Y}}(\cdot|\mathbf{y})$  for a given  $\mathbf{y} \in \mathcal{Y}^+$ . Note that the Poincaré constant  $C_{\mathbf{y}}$  of  $\rho_{\mathbf{Z}|\mathbf{Y}}(\cdot|\mathbf{y})$  depends on  $\mathbf{y}$ . In [10, Theorem 3.1], it was indirectly assumed that this constant does not depend on  $\mathbf{y}$ . So, if  $C_{\text{P}} := \text{ess sup } C_{\mathbf{Y}} < \infty$ , i. e., the distribution of  $C_{\mathbf{Y}}$  has compact support, then we can continue with

$$\mathbf{E}[(f(\mathbf{X}) - f_g(\mathbf{X}))^2] \leq C_{\text{P}} \mathbf{E}[\mathbf{E}[|\nabla_{\mathbf{z}} f(\llbracket \mathbf{Y}, \mathbf{Z} \rrbracket)|^2 | \mathbf{Y}]]. \quad (2.16)$$

The rest of the calculation is as in [10, Lemma 2.2 and Theorem 3.1]. We repeat the steps here for the sake of completeness. So, first, note that  $\nabla_{\mathbf{z}} f(\llbracket \mathbf{y}, \mathbf{z} \rrbracket) = W_2^\top \nabla_{\mathbf{x}} f(\llbracket \mathbf{y}, \mathbf{z} \rrbracket)$ . Then, we write

$$\begin{aligned} \mathbf{E}[\mathbf{E}[|\nabla_{\mathbf{z}} f(\llbracket \mathbf{Y}, \mathbf{Z} \rrbracket)|^2 | \mathbf{Y}]] &= \text{trace} \left( \mathbf{E}[\mathbf{E}[\nabla_{\mathbf{z}} f(\llbracket \mathbf{Y}, \mathbf{Z} \rrbracket) \nabla_{\mathbf{z}} f(\llbracket \mathbf{Y}, \mathbf{Z} \rrbracket)^\top | \mathbf{Y}]] \right) \\ &= \text{trace} \left( W_2^\top \mathbf{E}[\mathbf{E}[\nabla_{\mathbf{x}} f(\llbracket \mathbf{Y}, \mathbf{Z} \rrbracket) \nabla_{\mathbf{x}} f(\llbracket \mathbf{Y}, \mathbf{Z} \rrbracket)^\top | \mathbf{Y}]] W_2 \right) \\ &= \text{trace} \left( W_2^\top \mathbf{E}[\nabla_{\mathbf{x}} f(\mathbf{X}) \nabla_{\mathbf{x}} f(\mathbf{X})^\top] W_2 \right) \\ &= \text{trace} \left( W_2^\top C W_2 \right) = \text{trace} \left( W_2^\top W \Lambda W^\top W_2 \right) \\ &= \text{trace} (\Lambda_2) = \lambda_{k+1} + \cdots + \lambda_n. \end{aligned} \quad (2.17)$$

The next section gives two examples for types of densities  $\rho_{\mathbf{X}}$  that are well-known to imply a probabilistic Poincaré inequality for  $\rho_{\mathbf{Z}|\mathbf{Y}}(\cdot|\mathbf{y})$  and allow a uniform bound on its constant  $C_{\mathbf{y}}$ . It is emphasized again that it is not about  $\rho_{\mathbf{X}}$  satisfying a probabilistic Poincaré inequality, but  $\rho_{\mathbf{Z}|\mathbf{Y}}(\cdot|\mathbf{y})$  has to do so.

### 3 Compactly supported and normal distributions

The uniform distribution, as a canonical example of a distribution with compact support  $\mathcal{X}$ , is well-known to satisfy a probabilistic Poincaré inequality on its own and to imply the same for densities  $\rho_{\mathbf{Z}|\mathbf{Y}}(\cdot|\mathbf{y})$  which are also uniform. Note that a probabilistic Poincaré inequality involving a uniform distribution is actually equivalent to a regular Poincaré inequality w.r.t. the Lebesgue measure. The following theorem is a slightly more general result. We add a convexity assumption on  $\mathcal{X}^\circ$  since it makes Poincaré constants explicit. Recall that the Poincaré constant for a convex domain with diameter  $d > 0$  is  $d/\pi$ , see, e. g., [4].

**Theorem 3.1.** *Assume that  $\mathcal{X}$  is compact and convex. If  $0 < \delta \leq \rho_{\mathbf{X}}(\mathbf{x}) \leq D < \infty$  for all  $\mathbf{x} \in \mathcal{X}^\circ$ , then*

$$\mathbf{E}[(f(\mathbf{X}) - f_g(\mathbf{X}))^2] \leq C_{\text{bc}}(\lambda_{k+1} + \cdots + \lambda_n) \quad (3.1)$$

for a constant

$$C_{\text{bc}} = C_{\text{bc}}(\delta, D, \mathcal{X}) := \frac{\text{diam}(\mathcal{X})}{\pi} \cdot \frac{D}{\delta} > 0. \quad (3.2)$$

*Proof.* Define

$$\mathcal{Z}_{\mathbf{y}}^\circ = \{\mathbf{z} \in \mathbf{R}^{n-k} \mid \llbracket \mathbf{y}, \mathbf{z} \rrbracket \in \mathcal{X}^\circ\} \subseteq \mathcal{Z} \quad (3.3)$$

and note that it is convex for  $\mathbf{y} \in \mathcal{Y}^+$ . It holds that  $\text{diam}(\mathcal{Z}_{\mathbf{y}}^\circ) \leq \text{diam}(\mathcal{Z}) \leq \text{diam}(\mathcal{X})$ . Note that

$$\frac{\delta}{\rho_{\mathbf{Y}}(\mathbf{y})} \leq \rho_{\mathbf{Z}|\mathbf{Y}}(\mathbf{z}|\mathbf{y}) \leq \frac{D}{\rho_{\mathbf{Y}}(\mathbf{y})} \quad (3.4)$$

for  $\mathbf{y} \in \mathcal{Y}^+$  and  $\mathbf{z} \in \mathcal{Z}_{\mathbf{y}}^\circ$ . This justifies the following lines of computation for  $\mathbf{y} \in \mathcal{Y}^+$ ,

$$\mathbf{E}[(f(\llbracket \mathbf{Y}, \mathbf{Z} \rrbracket) - g(\mathbf{Y}))^2 | \mathbf{Y}] = \int_{\mathcal{Z}_{\mathbf{y}}^\circ} (f(\llbracket \mathbf{y}, \mathbf{z} \rrbracket) - g(\mathbf{y}))^2 \rho_{\mathbf{Z}|\mathbf{Y}}(\mathbf{z}|\mathbf{y}) \, d\mathbf{z} \quad (3.5)$$

$$\leq \frac{D}{\rho_{\mathbf{Y}}(\mathbf{y})} \int_{\mathcal{Z}_{\mathbf{y}}^{\circ}} (f(\llbracket \mathbf{y}, \mathbf{z} \rrbracket) - g(\mathbf{y}))^2 d\mathbf{z} \quad (3.6)$$

$$\leq \frac{\text{diam}(\mathcal{Z}_{\mathbf{y}}^{\circ})}{\pi} \frac{D}{\rho_{\mathbf{Y}}(\mathbf{y})} \int_{\mathcal{Z}_{\mathbf{y}}^{\circ}} |\nabla_{\mathbf{z}} f(\llbracket \mathbf{y}, \mathbf{z} \rrbracket)|^2 d\mathbf{z} \quad (3.7)$$

$$\leq \frac{\text{diam}(\mathcal{X})}{\pi} \frac{D}{\delta} \int_{\mathcal{Z}_{\mathbf{y}}^{\circ}} |\nabla_{\mathbf{z}} f(\llbracket \mathbf{y}, \mathbf{z} \rrbracket)|^2 \rho_{\mathbf{Z}|\mathbf{Y}}(\mathbf{z}|\mathbf{y}) d\mathbf{z} \quad (3.8)$$

$$= \frac{\text{diam}(\mathcal{X})}{\pi} \frac{D}{\delta} \mathbf{E}[|\nabla_{\mathbf{z}} f(\llbracket \mathbf{Y}, \mathbf{Z} \rrbracket)|^2 | \mathbf{Y}]. \quad (3.9)$$

Then, combining Eq. (2.17) with Eq. (3.9) yields the result in Eq. (3.1).  $\square$

Also, it is well-known that the Poincaré constant is one for the multivariate standard normal distribution  $\mathcal{N}(\mathbf{0}, I)$  [7]. Since its density is rotationally symmetric, random variables  $\mathbf{Y}$  and  $\mathbf{Z}$  are independent and each follow again a standard normal distribution. Hence, it holds that  $C_{\text{P}} = 1$  in Eq. (2.13). For general multivariate normal distributions  $\mathcal{N}(\mathbf{m}, \Sigma)$  with mean  $\mathbf{m}$  and non-degenerate covariance matrix  $\Sigma$ , shifting and scaling arguments give that  $C_{\text{P}} = \lambda_{\max}(\Sigma)$  in Eq. (2.13).

## 4 Main results

This section contains the main contribution of the manuscript which lies in an investigation of general log-concave probability measures w.r.t. their applicability for ASM. Log-concave distributions have Lebesgue densities of the form  $\rho_{\mathbf{X}}(\mathbf{x}) = \exp(-V(\mathbf{x}))$  for a convex function  $V : \mathbf{R}^n \rightarrow (-\infty, +\infty]$ . Note that  $+\infty$  is included in the codomain of  $V$ . The conditional density  $\rho_{\mathbf{Z}|\mathbf{Y}}(\cdot|\mathbf{y})$  for a given  $\mathbf{y} \in \mathcal{Y}^+$  is then given by

$$\rho_{\mathbf{Z}|\mathbf{Y}}(\mathbf{z}|\mathbf{y}) = \frac{\exp(-V(\llbracket \mathbf{y}, \mathbf{z} \rrbracket))}{\rho_{\mathbf{Y}}(\mathbf{y})} = \exp(-\tilde{V}_{\mathbf{y}}(\mathbf{z})), \quad (4.1)$$

where  $\tilde{V}_{\mathbf{y}}(\mathbf{z}) := V(\llbracket \mathbf{y}, \mathbf{z} \rrbracket) + \log(\rho_{\mathbf{Y}}(\mathbf{y}))$ . Note that  $\tilde{V}_{\mathbf{y}}$  inherits convexity (in  $\mathbf{z}$ ) from  $V$ . Bobkov [5] shows that general log-concave densities satisfy a Poincaré inequality and gives lower and upper bounds on the corresponding Poincaré constant.

First, we discuss the special case of  $\alpha$ -uniformly convex functions  $V$  which are known to satisfy a Poincaré inequality with universal Poincaré constant  $1/\alpha$  implying their applicability in the context of active subspaces due to  $C_{\text{P}} = \text{ess sup } C_{\mathbf{Y}} = 1/\alpha < \infty$ . However, the assumption of the density  $\rho_{\mathbf{X}}$  being of uniformly log-concave type is somewhat restrictive since it excludes distributions with heavier tails as, for example, exponential or Laplace distributions. For this reason, we investigate more general log-concave densities and show that there might arise problems with this class of probability distributions. In addition, the problems and their proposed solution are exemplified on an extreme case example involving independently exponentially distributed random variables in 2 and  $n$  dimensions.

### 4.1 $\alpha$ -uniformly convex functions $V$

**Definition 4.1** ( $\alpha$ -uniformly convex function). A function  $V \in \mathcal{C}^2$  is said to be  $\alpha$ -uniformly convex, if there is an  $\alpha > 0$  such that for all  $\mathbf{x} \in \mathbf{R}^n$  it holds that

$$\mathbf{u}^{\top} V''(\mathbf{x}) \mathbf{u} \geq \alpha \|\mathbf{u}\|_2^2 \quad (4.2)$$

for all  $\mathbf{u} \in \mathbf{R}^n$ , where  $V''$  denotes the Hessian matrix of  $V$ .

In [27, p. 43–44], it was shown that there is a dimension-free Poincaré constant  $1/\alpha$  for  $\alpha$ -uniformly log-concave  $\rho_{\mathbf{X}}$ . Note that this says nothing about the special case  $\alpha = 0$ . The existence of a dimension-free Poincaré constant for this special case is a consequence of the famous Kannan-Lovász-Simonovits conjecture, see, e. g., [1, 19]. However, since we need a Poincaré inequality for  $\rho_{\mathbf{Z}|\mathbf{Y}}(\cdot|\mathbf{y})$ ,

$\mathbf{y} \in \mathcal{Y}^+$ , we have to show that  $\alpha$ -uniformly log-concavity of  $\rho_{\mathbf{X}}$  implies  $\alpha$ -uniformly log-concavity of  $\rho_{\mathbf{Z}|\mathbf{Y}}(\cdot|\mathbf{y})$ . So, let  $\mathbf{y} \in \mathcal{Y}^+$ . Recall that  $\rho_{\mathbf{Z}|\mathbf{Y}}(\mathbf{z}|\mathbf{y}) = \exp(-\tilde{V}_{\mathbf{y}}(\mathbf{z}))$  for a convex function  $\tilde{V}_{\mathbf{y}}(\mathbf{z}) := V(\llbracket \mathbf{y}, \mathbf{z} \rrbracket) + \log(\rho_{\mathbf{y}}(\mathbf{y}))$ . The Hessian matrix  $\tilde{V}_{\mathbf{y}}''(\mathbf{z})$  (w.r.t.  $\mathbf{z}$ ) computes to

$$\tilde{V}_{\mathbf{y}}''(\mathbf{z}) = W_2^\top V''(\llbracket \mathbf{y}, \mathbf{z} \rrbracket) W_2. \quad (4.3)$$

Choose  $\mathbf{w}$  arbitrarily. For every  $\mathbf{z} \in \mathbf{R}^{n-k}$ , it holds that

$$\mathbf{w}^\top \tilde{V}_{\mathbf{y}}''(\mathbf{z}) \mathbf{w} = (W_2 \mathbf{w})^\top V''(\llbracket \mathbf{y}, \mathbf{z} \rrbracket) (W_2 \mathbf{w}) \quad (4.4)$$

$$\geq \alpha \|W_2 \mathbf{w}\|_2^2 = \alpha \|\mathbf{w}\|_2^2. \quad (4.5)$$

That is,  $\rho_{\mathbf{Z}|\mathbf{Y}}(\cdot|\mathbf{y})$  is  $\alpha$ -uniformly log-concave for each  $\mathbf{y} \in \mathcal{Y}^+$ . Since  $\rho_{\mathbf{Z}|\mathbf{Y}}(\cdot|\mathbf{y})$  inherits the dimension-free Poincaré constant  $1/\alpha$  from  $\rho_{\mathbf{X}}$ , Theorem 3.1 also holds for  $\alpha$ -uniformly log-concave densities.

For example,  $\alpha$ -uniformly log-concave densities comprise multivariate normal distributions  $\mathcal{N}(\mathbf{m}, \Sigma)$  with mean  $\mathbf{m}$  and covariance matrix  $\Sigma$  ( $\alpha = \lambda_{\max}(\Sigma)$ ). However, distributions that satisfy the assumption only for  $\alpha = 0$  as, e. g., Weibull distributions with the exponential distribution as a special case or Gamma distributions with shape parameter  $\beta \geq 1$ , only belong to the class of general log-concave distributions.

## 4.2 General convex functions $V$

Since we cannot make use of a universal dimension-free Poincaré constant involving general convex functions  $V : \mathbf{R}^n \rightarrow (-\infty, +\infty]$ , we look at them more closely in this subsection. Recall that  $\rho_{\mathbf{Z}|\mathbf{Y}}(\mathbf{z}|\mathbf{y}) = \exp(-\tilde{V}_{\mathbf{y}}(\mathbf{z}))$ ,  $\mathbf{y} \in \mathcal{Y}^+$ , for a convex function  $\tilde{V}_{\mathbf{y}}$ . We have to deal with the fact that the essential supremum of the random Poincaré constant  $C_{\mathbf{Y}}$  from  $\rho_{\mathbf{Z}|\mathbf{Y}}(\cdot|\mathbf{Y})$  does possibly not exist. A corresponding example is given in Subsection 4.3.1. In the step from (2.15) to (2.16), we have applied Hölder's inequality with Hölder conjugates  $(p, q) = (+\infty, 1)$ . This is not possible for unbounded random variables  $C_{\mathbf{Y}}$  and thus we have to use a different, weaker pair of conjugates  $(p, q) = ((1+\varepsilon)/\varepsilon, 1+\varepsilon)$ ,  $\varepsilon > 0$ . If we assume that  $\nabla f$  is bounded implying  $|\nabla_{\mathbf{z}} f|^2 \leq L$  for some constant  $L > 0$ , we get

$$\mathbf{E}[C_{\mathbf{Y}} \mathbf{E}[|\nabla_{\mathbf{z}} f(\llbracket \mathbf{Y}, \mathbf{Z} \rrbracket)|^2 | \mathbf{Y}]] \leq \mathbf{E}[C_{\mathbf{Y}}^p]^{1/p} \mathbf{E}[\mathbf{E}[|\nabla_{\mathbf{z}} f(\llbracket \mathbf{Y}, \mathbf{Z} \rrbracket)|^2 | \mathbf{Y}]^q]^{1/q} \quad (4.6)$$

$$= \mathbf{E}[C_{\mathbf{Y}}^{(1+\varepsilon)/\varepsilon}]^{\varepsilon/(1+\varepsilon)} \mathbf{E}[\mathbf{E}[|\nabla_{\mathbf{z}} f(\llbracket \mathbf{Y}, \mathbf{Z} \rrbracket)|^2 | \mathbf{Y}]^{1+\varepsilon}]^{1/(1+\varepsilon)} \quad (4.7)$$

$$\leq L^{\varepsilon/(1+\varepsilon)} \mathbf{E}[C_{\mathbf{Y}}^{(1+\varepsilon)/\varepsilon}]^{\varepsilon/(1+\varepsilon)} \mathbf{E}[\mathbf{E}[|\nabla_{\mathbf{z}} f(\llbracket \mathbf{Y}, \mathbf{Z} \rrbracket)|^2 | \mathbf{Y}]^{1/(1+\varepsilon)}] \quad (4.8)$$

$$\leq L^{\varepsilon/(1+\varepsilon)} \mathbf{E}[C_{\mathbf{Y}}^{(1+\varepsilon)/\varepsilon}]^{\varepsilon/(1+\varepsilon)} (\lambda_{k+1} + \dots + \lambda_n)^{1/(1+\varepsilon)} \quad (4.9)$$

$$= C_{\text{tot}} (\lambda_{k+1} + \dots + \lambda_n)^{1/(1+\varepsilon)}, \quad (4.10)$$

where  $C_{\text{tot}} = C_{\text{tot}}(\varepsilon, n, k, L, W, \rho_{\mathbf{X}}) := L^{\varepsilon/(1+\varepsilon)} \mathbf{E}[C_{\mathbf{Y}}^{(1+\varepsilon)/\varepsilon}]^{\varepsilon/(1+\varepsilon)}$ . The  $L$ -,  $W$ -, and  $\rho_{\mathbf{X}}$ -dependence of  $C_{\text{tot}}$  is notationally neglected in the following. Now, if possible, choose a suitable  $\varepsilon > 0$  to get  $\mathbf{E}[C_{\mathbf{Y}}^{(1+\varepsilon)/\varepsilon}] < \infty$ . Note that we loose first order in the eigenvalues from the inactive subspace, but have instead order  $1/(1+\varepsilon) < 1$ . Of course, the constant  $C_{\text{tot}}$  could get arbitrarily large as  $\varepsilon \rightarrow 0$ , but this depends strongly on  $C_{\mathbf{Y}}$  and its moments, see the example given in Subsection 4.3.1.

It is known by Bobkov [5, Eqs. (1.3), (1.8) and p. 1906] that there exists a dimensionally-dependent Poincaré constant  $C_{\mathbf{y}}$  for a general log-concave density  $\rho_{\mathbf{Z}|\mathbf{Y}}(\cdot|\mathbf{y})$  that is bounded from below and above by

$$\mathbf{E}[ (|\mathbf{Z} - \mathbf{z}_0| - \mathbf{E}[|\mathbf{Z} - \mathbf{z}_0| | \mathbf{Y} = \mathbf{y}])^2 | \mathbf{Y} = \mathbf{y} ] \leq C_{\mathbf{y}} \leq K \mathbf{E}[|\mathbf{Z} - \mathbf{z}_0|^2 | \mathbf{Y} = \mathbf{y} ] \quad (4.11)$$

$$= K \sum_{i=1}^{n-k} \text{Var}(Z_i | \mathbf{Y} = \mathbf{y}), \quad (4.12)$$

where  $\mathbf{z}_0 := \mathbf{E}[\mathbf{Z}|\mathbf{Y} = \mathbf{y}]$  and  $K = 432$  [5, Eqs. (1.8) and (3.4)] is a universal constant. To the authors' knowledge, the constant  $C_{\mathbf{y}}$  is the best available. We provide a scenario in Subsection 4.3.1 ("Rotation by  $\theta = \pi/4$ ") in which the lower bound viewed as a random variable has no finite essential supremum implying the same for  $C_{\mathbf{Y}}$ .

However, to make use of the result in Eq. (4.10), we need to investigate the involved constant  $C_{\text{tot}}(\varepsilon, n, k)$ . Using Jensen's inequality for weighted sums, it follows that

$$\mathbf{E}[C_{\mathbf{Y}}^{(1+\varepsilon)/\varepsilon}] \leq K^{(1+\varepsilon)/\varepsilon} (n-k)^{(1+\varepsilon)/\varepsilon} \frac{1}{n-k} \sum_{i=1}^{n-k} \mathbf{E}[\mathbf{V}\text{ar}(Z_i|\mathbf{Y})^{(1+\varepsilon)/\varepsilon}] \quad (4.13)$$

$$= K^{(1+\varepsilon)/\varepsilon} (n-k)^{1/\varepsilon} \sum_{i=1}^{n-k} \mathbf{E}[\mathbf{V}\text{ar}(Z_i|\mathbf{Y})^{(1+\varepsilon)/\varepsilon}]. \quad (4.14)$$

Eventually, we get

$$\mathbf{E}[C_{\mathbf{Y}}^{(1+\varepsilon)/\varepsilon}]^{\varepsilon/(1+\varepsilon)} \leq K(n-k)^{1/(1+\varepsilon)} C_{\mathbf{V}\text{ar}}(\varepsilon, n, k) \quad (4.15)$$

with

$$C_{\mathbf{V}\text{ar}}(\varepsilon, n, k) := \left( \sum_{i=1}^{n-k} \mathbf{E}[\mathbf{V}\text{ar}(Z_i|\mathbf{Y})^{(1+\varepsilon)/\varepsilon}] \right)^{\varepsilon/(1+\varepsilon)}. \quad (4.16)$$

### 4.3 Independently exponentially distributed random variables as an extreme case

In this subsection, we investigate the quantity  $C_{\mathbf{V}\text{ar}}(\varepsilon, n, k)$  from Subsection 4.2 for the exponential distribution in two and  $n$  dimensions. We regard a random vector  $\mathbf{X} = (X_1, \dots, X_n)^\top$  whose components are independently exponentially distributed with unit rates  $\nu_i = 1$ ,  $i = 1, \dots, n$ . We will see that investigations with unit rates are sufficient to derive statements also involving other rates. The distribution of  $\mathbf{X}$  has the density

$$\rho_{\mathbf{X}}(\mathbf{x}) = \begin{cases} \exp(-x_1 - \dots - x_n) & \text{if } \mathbf{x} = (x_1, \dots, x_n)^\top \in \mathbf{R}_{\geq 0}^n, \\ 0 & \text{otherwise.} \end{cases} \quad (4.17)$$

That is, in this case  $\mathcal{X} = \mathbf{R}_{\geq 0}^n$  and

$$V(\mathbf{x}) = \begin{cases} x_1 + \dots + x_n & \text{if } \mathbf{x} = (x_1, \dots, x_n)^\top \in \mathbf{R}_{\geq 0}^n, \\ +\infty & \text{otherwise.} \end{cases} \quad (4.18)$$

Note that  $V$  is convex. The orthogonal variable transformation  $\mathbf{x} \mapsto (W_1^\top \mathbf{x}, W_2^\top \mathbf{x}) = (\mathbf{y}, \mathbf{z})$  is driven by the calculated active and inactive subspace. We are interested in the quantity  $C_{\mathbf{V}\text{ar}}(\varepsilon, n, k)$  from Eq. (4.16) and therefore need to study densities  $\rho_{\mathbf{Y}}$  and  $\rho_{\mathbf{Z}|\mathbf{Y}}$  gained from  $\rho_{\mathbf{X}}$  under an arbitrary orthogonal transformation. An orthogonal transformation is a composition of reflections and rotations. However, we can limit our investigations to rotations since  $C_{\mathbf{V}\text{ar}}(\varepsilon, n, k)$  does not depend on orientations.

#### 4.3.1 2 dimensions

The joint density of two independently exponentially distributed random variables  $X_1$  and  $X_2$  both with unit rate is

$$\rho_{\mathbf{X}}(x_1, x_2) = \begin{cases} \exp(-x_1 - x_2) & \text{if } x_1, x_2 \geq 0, \\ 0 & \text{otherwise.} \end{cases} \quad (4.19)$$

Let us first regard a rotation of the two-dimensional Cartesian coordinate system by a general angle  $\theta \in [-\pi, \pi)$  to a coordinate system for  $(y, z)$ , and then subsequently look at the special case  $\theta = \pi/4$  as an



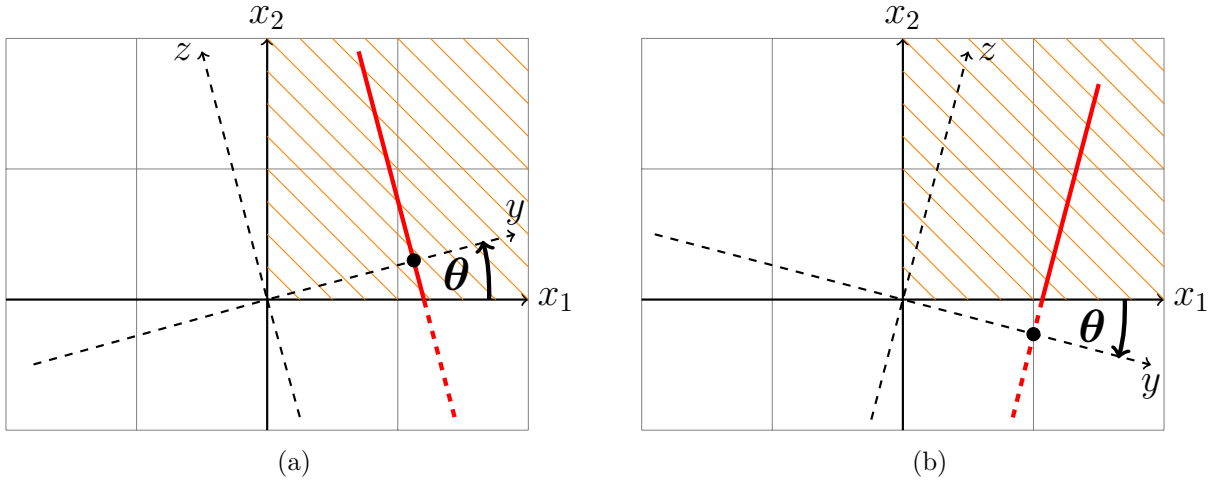


Figure 1: Rotations of the coordinate system with a positive (a) and a negative (b) angle. The orange lines depict contour lines in the support of  $\rho_{\mathbf{X}}$ . The red lines show the values of  $(y, z)$  for a given  $y$ . Their solid parts mark regions within the support of  $\rho_{\mathbf{X}}$ , whereas the dashed parts identify values with density zero.

example for an unbounded Poincaré constant  $C_y$  of  $\rho_{z|y}(\cdot|y)$ . Variables are written in thin letters in this subsection since they denote real values and not multidimensional vectors. Note that the bound from Eq. (4.15) in this two-dimensional setting becomes

$$\mathbf{E}[C_Y^{(1+\varepsilon)/\varepsilon}]^{\varepsilon/(1+\varepsilon)} \leq K C_{\mathbf{V}\text{ar}}(\varepsilon, 1, 1) \quad (4.20)$$

with

$$C_{\mathbf{V}\text{ar}}(\varepsilon, 1, 1) = \mathbf{E}[\mathbf{V}\text{ar}(Z|Y)^{(1+\varepsilon)/\varepsilon}]^{\varepsilon/(1+\varepsilon)}. \quad (4.21)$$

### Rotation by general $\theta$

For a general angle  $\theta \in [-\pi, \pi)$ , we rotate the original coordinate system formally with a rotation matrix  $W = R_\theta$ , i.e.,

$$\begin{pmatrix} x_1 \\ x_2 \end{pmatrix} = \begin{pmatrix} \cos \theta & -\sin \theta \\ \sin \theta & \cos \theta \end{pmatrix} \begin{pmatrix} y \\ z \end{pmatrix}. \quad (4.22)$$

It follows for the joint density  $\rho_{Y,Z}$  that, for  $(y, z)$  s.t.  $\llbracket y, z \rrbracket \in \mathbf{R}_{\geq 0}^2$ ,

$$\rho_{Y,Z}(y, z) = \exp(-(y \cos \theta - z \sin \theta) - (y \sin \theta + z \cos \theta)) \quad (4.23)$$

$$= \exp(-(\cos \theta + \sin \theta)y - (\cos \theta - \sin \theta)z). \quad (4.24)$$

If we define  $a_\theta^+ := \cos \theta + \sin \theta$  and  $a_\theta^- := \cos \theta - \sin \theta$ , we have

$$\rho_{Y,Z}(y, z) = \exp(-a_\theta^+ y - a_\theta^- z). \quad (4.25)$$

Fig. 1 illustrates the situation for a positive (Fig. 1a) and a negative (Fig. 1b) angle  $\theta$ .

The interval of investigation for  $\theta \in [-\pi, \pi)$  can be reduced by reasons of periodicity and symmetry. First, note that the map  $Q_\varepsilon(\theta) := C_{\mathbf{V}\text{ar}}(\varepsilon, 1, 1)$ , with  $\theta$ -dependence hidden in variables  $y$  and  $z$ , is  $\pi$ -periodic in  $\theta$  since an additional rotation by  $\pi$  corresponds to changing signs of  $y$  and  $z$  which is not important for integrals in  $Q_\varepsilon$ . Hence, it suffices to consider  $\theta \in [-\pi/2, \pi/2)$ . Secondly, from Fig. 1 it can be deduced that  $Q_\varepsilon$ , as a map of  $\theta$ , is symmetric around  $-\pi/4$  in  $[-\pi/2, 0]$  and symmetric around  $\pi/4$  in  $[0, \pi/2)$ . This fact is also shown in Fig. 2. That is, it is enough to investigate angles  $\theta \in [-\pi/4, \pi/4]$ .

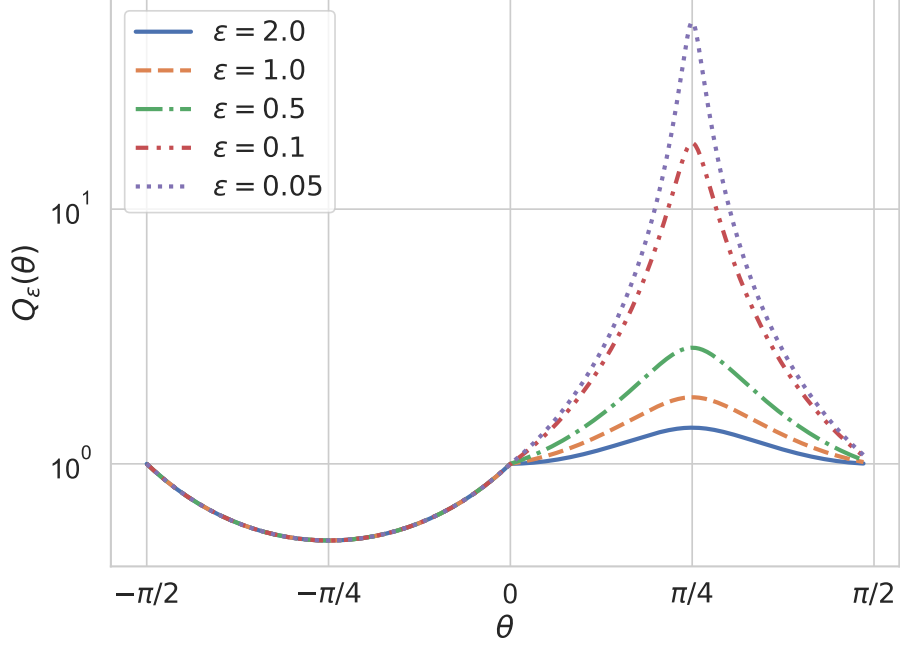


Figure 2: Illustration of symmetries in  $\theta$  of the map  $Q_\varepsilon(\theta)$  for several  $\varepsilon > 0$ .

For the computation of integrals in  $Q_\varepsilon(\theta)$ ,  $\theta \in [-\pi/4, \pi/4]$ , it is necessary, for a given  $y$ , to determine boundaries  $\ell_0(y)$  and  $\ell_1(y)$  of intervals for  $z$  that lie in the support of the joint density  $\rho_{Y,Z}(y, z)$  (see the thick solid lines in Fig. 1). The integrals in  $Q_\varepsilon(\theta)$  are computed using the computer algebra system *Wolfram Mathematica* [28]. The computation requires to treat the cases  $\theta \in [-\pi/4, 0)$  and  $\theta \in [0, \pi/4]$  differently (see Fig. 1).

For negative  $\theta \in [-\pi/4, 0)$  and arbitrary  $y \in \mathbf{R}$ , we have that

$$\ell_0(y) = \begin{cases} |y| \cot(|\theta|) & \text{if } y < 0 \\ y \tan(|\theta|) & \text{if } y \geq 0 \end{cases} = |y| \tan(|\theta|)^{\text{sgn}(y)} \quad (4.26)$$

and  $\ell_1(y) = \infty$ , i. e.,

$$\rho_{Y,Z}(y, z) = \exp(-a_\theta^+ y - a_\theta^- z) \cdot \mathbf{1}_{[\ell_0(y), \ell_1(y)]}(z). \quad (4.27)$$

We compute that

$$\mathbf{Var}(Z|Y) = (\cos(|\theta|) + \sin(|\theta|))^{-2}. \quad (4.28)$$

That is, it is constant in  $y$  and explains the left part of the graph of  $Q_\varepsilon(\theta)$  in Fig. 2 which shows that  $Q_\varepsilon(\theta)$  does not depend on  $\varepsilon$  for  $\theta \in [-\pi/2, 0)$ .

For non-negative  $\theta \in [0, \pi/4]$  and a given  $y \geq 0$ , the boundaries are computed to  $\ell_0(y) = -y \tan(\theta)$  and  $\ell_1(y) = y \cot(\theta)$ , i. e.,

$$\rho_{Y,Z}(y, z) = \exp(-a_\theta^+ y - a_\theta^- z) \cdot \mathbf{1}_{[0, \infty)}(y) \cdot \mathbf{1}_{[\ell_0(y), \ell_1(y)]}(z). \quad (4.29)$$

We compute that

$$\mathbf{Var}(Z|Y) = \frac{a_\theta}{8b_\theta^2} \left( \frac{1 - 2 \exp(b_\theta Y) + \exp(2b_\theta Y) - 8 \exp(b_\theta Y) Y^2 (1 - d_\theta)}{(\exp(b_\theta Y) - 1)^2} - c_\theta \right) \quad (4.30)$$

for  $a_\theta := \csc(\theta)^4 \sec(\theta)^4$ ,  $b_\theta := \sec(\theta) - \csc(\theta)$ ,  $c_\theta := \cos(4\theta)$ , and  $d_\theta := \sin(2\theta)$ .  $\mathbf{Var}(Z|Y)$  can actually be bounded for  $\theta \in [0, \pi/4)$ . Indeed, since  $d_\theta \in [0, 1)$ , it holds that  $1 - d_\theta \in (0, 1]$  implying

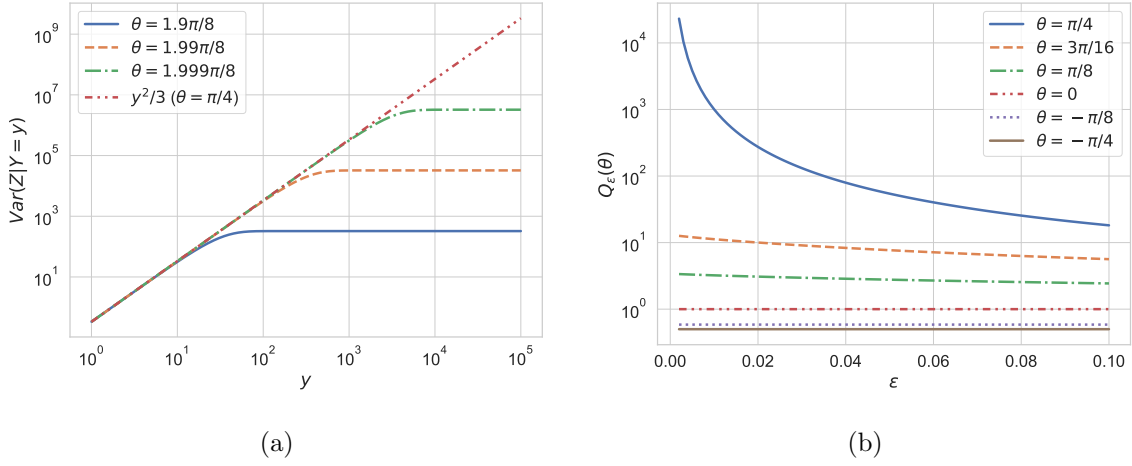


Figure 3: (a) The log-log plot of the map  $y \mapsto \mathbf{Var}(Z|Y = y)$  shows that it is bounded for angles  $\theta \in [0, \pi/4)$ , but approaching the unbounded function  $y^2/3$ , which corresponds to  $\theta = \pi/4$ , as  $\theta \rightarrow \pi/4$ .

(b) The plot shows the map  $\varepsilon \mapsto Q_\varepsilon(\theta)$  for several angles  $\theta$ . Also, it illustrates the fact that  $\theta = \pi/4$  is a special case for which  $Q_\varepsilon(\theta)$  can get arbitrarily large.

$8 \exp(b_\theta Y) Y^2 (1 - c_\theta) > 0$ . It follows that

$$\mathbf{Var}(Z|Y) \leq \frac{a_\theta}{8b_\theta^2} \left( \frac{1 - 2 \exp(b_\theta Y) + \exp(2b_\theta Y)}{(\exp(b_\theta Y) - 1)^2} - c_\theta \right) \quad (4.31)$$

$$= \frac{a_\theta}{8b_\theta^2} \left( \frac{(\exp(b_\theta Y) - 1)^2}{(\exp(b_\theta Y) - 1)^2} - c_\theta \right) \quad (4.32)$$

$$= \frac{a_\theta(1 - c_\theta)}{8b_\theta^2}. \quad (4.33)$$

This bound is itself unbounded in  $\theta$  since  $b_\theta \rightarrow 0$  and  $a_\theta(1 - c_\theta) \rightarrow 32$  as  $\theta \rightarrow \pi/4$ . Fig. 3a illustrates the boundedness of  $\mathbf{Var}(Z|Y = y)$  and additionally shows that it approaches the unbounded function  $y \mapsto y^2/3$  as  $\theta \rightarrow \pi/4$ . For completion, Fig. 3b stresses the peculiarity of this limit case which is thus discussed separately in the subsequent paragraph.

### Rotation by $\theta = \pi/4$

A rotation of  $45^\circ$ , i. e.,  $\theta = \pi/4$ , is a special case since  $a_{\pi/4}^-$  from Eq. (4.25) becomes zero. The joint density for  $Y$  and  $Z$  is then

$$\rho_{Y,Z}(y, z) = \exp(-\sqrt{2}y) \cdot \mathbf{1}_{[0,\infty)}(y) \cdot \mathbf{1}_{[-y,y]}(z). \quad (4.34)$$

A graphical illustration of this case is given in Fig. 4. Consequently, the marginal distribution of  $Y$  is

$$\rho_Y(y) = \int_{-\infty}^{\infty} \rho_{Y,Z}(y, z) dz = 2y \exp(-\sqrt{2}y) \cdot \mathbf{1}_{[0,\infty)}(y) \quad (4.35)$$

and the conditional density  $\rho_{Z|Y}(\cdot|y)$  computes to

$$\rho_{Z|Y}(z|y) = \frac{\mathbf{1}_{[-y,y]}(z)}{2y} \quad (4.36)$$

for  $y > 0$ . Note that  $\rho_{Z|Y}(\cdot|y)$  is the density of a uniform distribution on the interval  $[-y, y]$ . For  $Y > 0$ ,

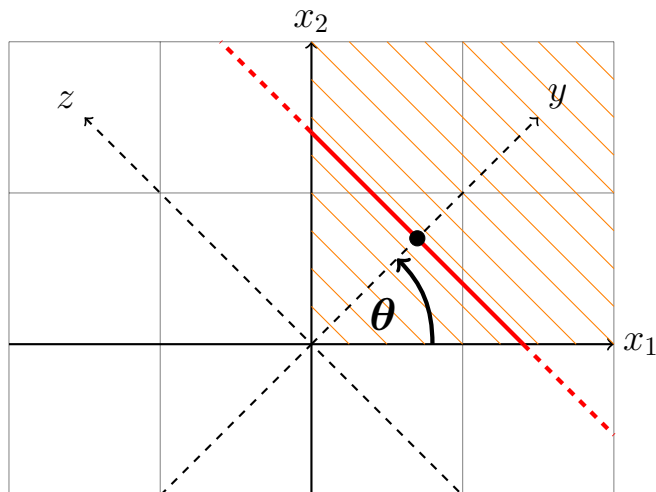


Figure 4: Exponential distribution in 2 dimensions with a coordinate system rotated by  $45^\circ$ . The orange lines depict the contour levels of the distribution in the support of  $\rho_{\mathbf{X}}$ . The solid red line marks the interval of the uniform distribution of  $Z|Y = y$  for  $y > 0$ .

it follows that

$$\mathbf{Var}(Z|Y) = (2Y)^{-1} \int_{-Y}^Y z^2 dz = Y^2/3, \quad (4.37)$$

which is the expression that variances of  $Z|Y$  for other angles  $\theta^*$  approach to as  $\theta^* \rightarrow \pi/4$  (see Fig 3a).

Note that the lower bound from Eq. (4.11) for  $C_Y$  in this case becomes

$$\mathbf{E}[ (|Z| - \mathbf{E}[|Z| | Y])^2 | Y ] = \mathbf{Var}(|Z| | Y) = Y^2/12, \quad (4.38)$$

since  $|Z| | Y \sim \mathcal{U}([0, Y])$  and, hence, its distribution is not compactly supported implying the same for the distribution of  $C_Y$ . Therefore, the usual  $L^\infty/L^1$ -Hölder's inequality is not applicable in this case which means that we have a counterexample in which the usual step in Eq. (2.16) is not valid. However, choosing weaker Hölder conjugates  $(p, q) = ((1 + \varepsilon)/\varepsilon, 1 + \varepsilon)$ ,  $\varepsilon > 0$ , as in Eq. (4.7), it follows that

$$\mathbf{E}[C_Y^{1+1/\varepsilon}]^{\varepsilon/(1+\varepsilon)} \leq K \mathbf{E}[\mathbf{Var}(Z|Y)^{1+1/\varepsilon}]^{\varepsilon/(1+\varepsilon)} \quad (4.39)$$

$$= \frac{K}{3} \mathbf{E}[Y^{2+2/\varepsilon}]^{\varepsilon/(1+\varepsilon)}. \quad (4.40)$$

Finally, choose, for example,  $\varepsilon = 2$  and compute

$$\mathbf{E}[Y^3]^{2/3} = \left( 2 \int_0^\infty y^4 \exp(-\sqrt{2}y) dy \right)^{2/3} = 2 \cdot 3^{2/3} < \infty. \quad (4.41)$$

### 4.3.2 $n$ dimensions

This subsection aims to generalize the special case of the previous subsection, i. e., we investigate the constant  $C_{\text{tot}}$  from Eq. (4.10) for  $n$  independently exponentially distributed random variables.

Motivated by the two-dimensional case, we regard the rotation of the coordinate system by a matrix that rotates the vector  $(1, 0, \dots, 0)^\top \in \mathbf{R}^n$  to  $(1/\sqrt{n}, \dots, 1/\sqrt{n})^\top \in \mathbf{R}^n$ . Note that in the two-dimensional case, a rotation by  $\theta = \pi/4$  corresponds to a matrix  $W = R_\theta$  rotating  $(1, 0)^\top$  to  $(1/\sqrt{2}, 1/\sqrt{2})^\top$ . This is the worst case in the sense that  $Z_i | \mathbf{Y}$  is uniformly distributed for each component  $Z_i$  in  $\mathbf{Z} = (Z_1, \dots, Z_{n-k})^\top$  and hence, similar to the two-dimensional case, the conditional

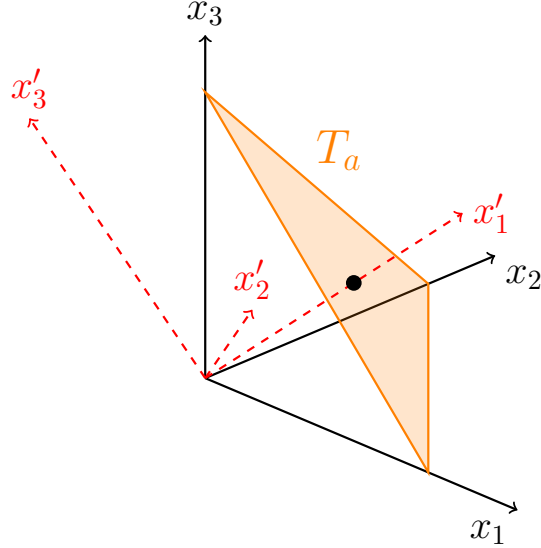


Figure 5: Exponential distribution in 3D with a rotated coordinate system.

variance of  $Z_i|\mathbf{Y}$  has no finite essential supremum. The following paragraphs study this case and investigate the dimensional dependence of the involved constant  $C_{\text{tot}}(\varepsilon, n, k)$ .

In the support of  $\rho_{\mathbf{X}}$ , i. e., in  $\mathcal{X} = \mathbf{R}_{\geq 0}^n$ ,  $\rho_{\mathbf{X}}$  is greater than zero and constant on the intersection of  $\mathbf{R}_{\geq 0}^n$  and planes

$$P_a := \{\mathbf{x} \mid x_1 + \dots + x_n = a\} = \{\mathbf{x} \mid (1, \dots, 1)^\top \mathbf{x} = a\} \subset \mathbf{R}^n, \quad a > 0, \quad (4.42)$$

i. e., on hypersurfaces  $T_a := P_a \cap \mathbf{R}_{\geq 0}^n$ . The situation is illustrated by Fig. 5 in  $n = 3$  dimensions.

For  $\mathbf{x} = \llbracket \mathbf{y}, \mathbf{z} \rrbracket \in \mathbf{R}_{\geq 0}^n$ , the value of  $\rho_{\mathbf{Y}, \mathbf{Z}}(\mathbf{y}, \mathbf{z})$  is only determined by  $y_1 \geq 0$ . Reversely, if  $y_1 < 0$ , then  $\rho_{\mathbf{Y}, \mathbf{Z}}(\mathbf{y}, \mathbf{z}) = 0$ . We know that the point at  $\mathbf{x}_0 := \beta(1, \dots, 1)^\top \in \mathbf{R}^n$  with  $\|\mathbf{x}_0\|_2 = y_1$  is supposed to lie on  $P_a$  for some  $\beta > 0$ . It follows immediately that  $\beta = y_1/\sqrt{n}$ . Also, we determine  $a$  with

$$a = (1, \dots, 1)^\top \mathbf{x}_0 = \frac{y_1}{\sqrt{n}} n = \sqrt{n} y_1. \quad (4.43)$$

Let us define  $T(y_1) := T_{\sqrt{n} y_1}$ . That is,

$$\rho_{\mathbf{Y}, \mathbf{Z}}(\mathbf{y}, \mathbf{z}) = \exp(-\sqrt{n} y_1) \cdot \mathbf{1}_{[0, \infty)}(y_1) \cdot \mathbf{1}_{T(y_1)}(\mathbf{y}, \mathbf{z}). \quad (4.44)$$

$T(y_1)$ , as a geometric figure, is a *regular*  $(n-1)$ -simplex in  $n$  dimensions.  $T(y_1)$  is intrinsically  $(n-1)$ -dimensional and has  $n$  corners which are  $(\sqrt{n} y_1, 0, \dots, 0), \dots, (0, \dots, 0, \sqrt{n} y_1) \in \mathbf{R}^n$ . It follows that the side length of  $T(y_1)$  is  $\sqrt{2n} y_1$ . Note that the coordinates  $\check{\mathbf{y}} = (y_2, \dots, y_k)^\top$  and  $\mathbf{z} = (z_1, \dots, z_{n-k})^\top$  all move on  $T(y_1)$ .

We can rewrite  $T(y_1)$  as

$$T(y_1) = \{\mathbf{x} \in \mathbf{R}_{\geq 0}^n \mid (W^\top \mathbf{x})_1 = y_1\} \quad (4.45)$$

$$= \{\llbracket \check{\mathbf{y}}, \check{\mathbf{z}} \rrbracket \mid \llbracket \check{\mathbf{y}}, \check{\mathbf{z}} \rrbracket \in \mathbf{R}_{\geq 0}^n, \check{y}_1 = y_1\}. \quad (4.46)$$

This motivates to view  $T(y_1)$  as an  $(n-1)$ -dimensional set in the rotated coordinate system, i. e., we define

$$\check{T}(y_1) := \{(\check{\mathbf{y}}, \mathbf{z}) \in \mathbf{R}^{k-1} \times \mathbf{R}^{n-k} \mid \llbracket (y_1, \check{\mathbf{y}}), \mathbf{z} \rrbracket \in T(y_1)\} \subset \mathbf{R}^{n-1}. \quad (4.47)$$

We observe that the conditioned random variable  $(\check{\mathbf{Y}}, \mathbf{Z})|Y_1$  is uniformly distributed on the regular  $(n-1)$ -simplex  $\check{T}(y_1)$ . The basic idea to get a bound for  $\mathbf{E}[\mathbf{V}\text{ar}(Z_i|\mathbf{Y})^{(1+\varepsilon)/\varepsilon}]$  is based on the fact

that  $z_i$ , moving as the  $(k+i-1)$ th coordinate inside  $\check{T}(y_1)$ , takes values in  $[0, h_i(y_1)]$ , where  $h_i(y_1)$  is the height of a regular  $(k+i-1)$ -simplex with side length  $\sqrt{2n}y_1$  and is thus bounded. In general, the height of a regular  $n$ -simplex is the distance of a vertex to the circumcentre of its opposite regular  $(n-1)$ -simplex. By [6, p. 367], it holds that

$$h_i(y_1) = \sqrt{\frac{n(k+i)}{k+i-1}}y_1. \quad (4.48)$$

We start the computation by noting that

$$\rho_{\mathbf{Y}, \mathbf{Z}}(\mathbf{y}, \mathbf{z}) = \exp(-\sqrt{n}y_1) \cdot \mathbf{1}_{[0, \infty)}(y_1) \cdot \mathbf{1}_{\check{T}(y_1)}(\check{\mathbf{y}}, \mathbf{z}). \quad (4.49)$$

The marginal distribution of  $Z_i | \mathbf{Y}$  is given by

$$\rho_{Z_i | \mathbf{Y}}(z_i | \mathbf{y}) = \int \cdots \int \rho_{\mathbf{Z} | \mathbf{Y}}(\mathbf{z} | \mathbf{y}) dz_1 \dots dz_{i-1} dz_{i+1} \dots dz_{n-k}. \quad (4.50)$$

and so we get

$$\begin{aligned} \rho_{\mathbf{Y}}(\mathbf{y}) \rho_{Z_i | \mathbf{Y}}(z_i | \mathbf{y}) &= \int \cdots \int \rho_{\mathbf{Y}, \mathbf{Z}}(\mathbf{y}, \mathbf{z}) dz_1 \dots dz_{i-1} dz_{i+1} \dots dz_{n-k} \\ &= \exp(-\sqrt{n}y_1) \cdot \mathbf{1}_{[0, \infty)}(y_1) \cdot \int \cdots \int \mathbf{1}_{\check{T}(y_1)}(\check{\mathbf{y}}, \mathbf{z}) dz_1 \dots dz_{i-1} dz_{i+1} \dots dz_{n-k}. \end{aligned} \quad (4.51)$$

$$(4.52)$$

Using Jensen's inequality in a first step, we can continue with

$$\mathbf{E}[\mathbf{Var}(Z_i | \mathbf{Y})^{(1+\varepsilon)/\varepsilon}] \leq \mathbf{E}[\mathbf{E}[Z_i^{2(1+\varepsilon)/\varepsilon} | \mathbf{Y}]] \quad (4.53)$$

$$= \int \left( \int z_i^{2(1+\varepsilon)/\varepsilon} \rho_{Z_i | \mathbf{Y}}(z_i | \mathbf{y}) dz_i \right) \rho_{\mathbf{Y}}(\mathbf{y}) d\mathbf{y} \quad (4.54)$$

$$= \int_0^\infty \exp(-\sqrt{n}y_1) \left( \int \int z_i^{2(1+\varepsilon)/\varepsilon} \cdot \mathbf{1}_{\check{T}(y_1)}(\check{\mathbf{y}}, \mathbf{z}) dz d\check{\mathbf{y}} \right) dy_1 \quad (4.55)$$

$$\leq \int_0^\infty \exp(-\sqrt{n}y_1) h_i(y_1)^{2(1+\varepsilon)/\varepsilon} \left( \int \int \mathbf{1}_{\check{T}(y_1)}(\check{\mathbf{y}}, \mathbf{z}) dz d\check{\mathbf{y}} \right) dy_1 \quad (4.56)$$

$$= \int_0^\infty \exp(-\sqrt{n}y_1) \left( \sqrt{\frac{n(k+i)}{k+i-1}}y_1 \right)^{2(1+\varepsilon)/\varepsilon} \frac{\sqrt{n}^n}{(n-1)!} y_1^{n-1} dy_1 \quad (4.57)$$

$$= \left( \frac{n(k+i)}{k+i-1} \right)^{(1+\varepsilon)/\varepsilon} \frac{\sqrt{n}^n}{(n-1)!} \int_0^\infty y_1^{n+1+2/\varepsilon} \exp(-\sqrt{n}y_1) dy_1 \quad (4.58)$$

$$= \left( \frac{n(k+i)}{k+i-1} \right)^{(1+\varepsilon)/\varepsilon} \frac{\sqrt{n}^n}{(n-1)!} \frac{\Gamma(n+2+2/\varepsilon)}{n^{(1+\varepsilon)/\varepsilon} \sqrt{n}^n} \quad (4.59)$$

$$= \left( \frac{k+i}{k+i-1} \right)^{(1+\varepsilon)/\varepsilon} \frac{\Gamma(n+2+2/\varepsilon)}{(n-1)!}. \quad (4.60)$$

Note that an intermediate step of the previous calculation uses the fact that the volume of the regular  $(n-1)$ -simplex  $\check{T}(y_1)$  with side length  $\sqrt{2n}y_1$  is (see [6, p. 367])

$$\int \int \mathbf{1}_{\check{T}(y_1)}(\check{\mathbf{y}}, \mathbf{z}) dz d\check{\mathbf{y}} = \frac{\sqrt{n}^n}{(n-1)!} y_1^{n-1}. \quad (4.61)$$

Remember from Eqs. (4.15) and (4.16) that

$$\mathbf{E}[C_{\mathbf{Y}}^{(1+\varepsilon)/\varepsilon}]^{\varepsilon/(1+\varepsilon)} \leq K(n-k)^{1/(1+\varepsilon)} C_{\mathbf{Var}}(\varepsilon, n, k) \quad (4.62)$$

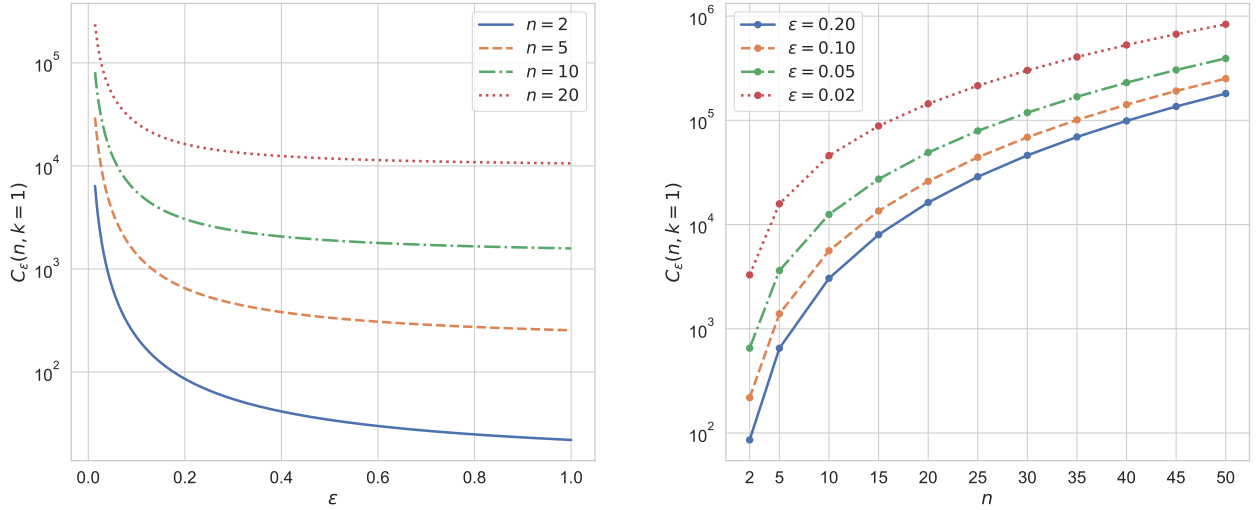


Figure 6: The left plot shows curves of the map  $\varepsilon \mapsto C_\varepsilon(n, k = 1)$  for  $n \in \{2, 5, 10, 20\}$ . Curves of  $n \mapsto C_\varepsilon(n, k = 1)$  for  $\varepsilon \in \{0.02, 0.05, 0.1, 0.2\}$  are displayed on the right.

with

$$C_{\mathbf{V}\text{ar}}(\varepsilon, n, k) = \left( \sum_{i=1}^{n-k} \mathbf{E}[\mathbf{V}\text{ar}(Z_i | \mathbf{Y})^{(1+\varepsilon)/\varepsilon}] \right)^{\varepsilon/(1+\varepsilon)} \quad (4.63)$$

$$\leq \left( \frac{\Gamma(n+2+2/\varepsilon)}{(n-1)!} \sum_{i=1}^{n-k} \left( \frac{k+i}{k+i-1} \right)^{(1+\varepsilon)/\varepsilon} \right)^{\varepsilon/(1+\varepsilon)}. \quad (4.64)$$

Defining

$$C_\varepsilon(n, k) := (n-k)^{1/(1+\varepsilon)} \left( \frac{\Gamma(n+2+2/\varepsilon)}{(n-1)!} \sum_{i=1}^{n-k} \left( \frac{k+i}{k+i-1} \right)^{(1+\varepsilon)/\varepsilon} \right)^{\varepsilon/(1+\varepsilon)} \quad (4.65)$$

then yields

$$\mathbf{E}[C_{\mathbf{Y}}^{(1+\varepsilon)/\varepsilon}]^{\varepsilon/(1+\varepsilon)} \leq K C_\varepsilon(n, k). \quad (4.66)$$

Fig. 6 depicts the quantity  $C_\varepsilon(n, k = 1)$  as a function of  $\varepsilon > 0$  for some  $n \in \mathbf{N}$  (left plot) and as a function of  $n \geq 2$  for several  $\varepsilon > 0$  (right plot). We set  $k = 1$  since this gives the maximum value for  $C_\varepsilon$  over all  $k \geq 1$ . As expected, the curves increase quickly as  $\varepsilon$  approaches zero or, respectively,  $n$  becomes large.

Combining all bounds, we get that

$$C_{\text{tot}}(\varepsilon, n, k) \leq K \cdot L^{\varepsilon/(1+\varepsilon)} \cdot C_\varepsilon(n, k) =: C_{\text{exp}^n}(\varepsilon, n, k), \quad (4.67)$$

where  $C_{\text{tot}}(\varepsilon, n, k)$  was defined in Eq. (4.10). We recall that  $n$  denotes the dimension of the problem,  $k$  the dimension of the active subspace,  $L$  is the upper bound on  $|\nabla_{\mathbf{z}} f|$ , and  $K$  the universal constant from Eq. (4.15). The final result for the special case in this subsection is

$$\mathbf{E}[(f(\mathbf{X}) - f_g(\mathbf{X}))^2] \leq C_{\text{exp}^n}(\varepsilon, n, k) (\lambda_{k+1} + \dots + \lambda_n)^{1/(1+\varepsilon)} \quad (4.68)$$

for  $\varepsilon > 0$  and  $C_{\text{exp}^n}(\varepsilon, n, k) > 0$  defined in Eq. (4.67).

**Remark.** In the derivations above, the exponentially distributed random variables are assumed to have unit rates. The computations can also be made for arbitrary rates  $\nu_i$ ,  $i = 1, \dots, n$ . However,

some modifications are necessary. Let  $\boldsymbol{\nu} = (\nu_1, \dots, \nu_n)^\top$  denote the vector of rates. To get again the worst case scenario as in the previous subsection (uniform distribution on a simplex structure), the coordinate system has to be rotated in such a way that the vector  $(1, 0, \dots, 0)^\top$  rotates to  $\boldsymbol{\nu}/\|\boldsymbol{\nu}\|_2$ . The structure of a regular simplex that is used in the estimates above is not present in this more general case. Instead, we get a general simplex whose heights are not as easy to compute as in the regular case. However, rough estimates can be achieved by enclosing the general simplex with a larger regular one.

## 5 Comments and outlook

In practice, both the matrix  $C$  from Eq. (2.2) and the low-dimensional function  $g$  from Eq. (2.11) are not exactly available. A study of two corresponding types of perturbations and respective bounds is provided in [10]. We do not give the formal context and bounds for the general log-concave case here since it would add much notation and complexity to this manuscript but not contribute to its central aspects. For example, assuming a perturbation of  $C$ , it is not straightforward to express the Poincaré constant of corresponding perturbed density functions w.r.t. their exact counterparts without adding a couple of technical assumptions.

As mentioned in the introduction (Section 1), we intend to formulate an open problem to the community the solution of which we find important in order to extend the potential scenarios ASM can be applied to. From a statistical perspective, a next natural generalization of the class of distributions that could be investigated is the class of *multivariate generalized hyperbolic distributions* (MGH), see, e. g., [3]. By “investigated”, we mean a quantification of constants  $C_{\mathbf{Y}}$  from Eq. (2.15) and  $C_{\text{tot}}(\varepsilon, n, k)$  from Eq. (4.10). An MGH is a distribution of the random vector

$$\mathbf{V} = \boldsymbol{\mu} + \beta U + \sqrt{U} \mathbf{A} \mathbf{W}, \quad (5.1)$$

where  $\boldsymbol{\mu}, \beta \in \mathbf{R}^n$ ,  $\mathbf{A} \in \mathbf{R}^{n \times n}$  has full rank,  $U$ , called the mixing variable, is a scalar random variable following a generalized inverse Gaussian distribution (GIG) [17], and  $\mathbf{W} \sim \mathcal{N}(0, I_n)$  is a random vector independent of  $U$ . The random variable  $\mathbf{V}$ , without specifying distributions for  $U$  and  $\mathbf{W}$ , is generally called a *normal variance-mean mixture*. MGH is a huge class containing a lot of distributions of practical interest. For example, for  $\mathbf{V}$  to be marginally Laplace distributed, we set  $\boldsymbol{\mu} = \beta = 0$  and let  $U \sim \exp(1)$ . In our opinion, it is preferable to start the investigation with the subclass of symmetric distributions from MGH, i. e., without the term  $\beta U$  in Eq. (5.1). Note that, however, the example given in Subsections 4.3.1 and 4.3.2, assuming independently exponentially distributed random variables, is not in MGH. In order to achieve that, we would need to introduce a mixing random matrix as scaling for  $\mathbf{W}$ . Also, note that, under an assumption on a parameter, MGH distributions are log-concave [29], i. e., we can use the estimates on Poincaré constants  $C_{\mathbf{y}}$  of Bobkov from Eq. (4.11).

Wolfram Mathematica notebooks and code for generating the plots in this manuscript are available in a repository at <https://bitbucket.org/m-parente/asm-poincare-pub/>.

## 6 Summary

This manuscript discusses bounds for the mean square error of a given function of interest and a low-dimensional approximation of it which is found by the active subspace method. These bounds, consisting of the product of a Poincaré type constant and a sum of eigenvalues belonging to a non-dominant subspace, are based on a probabilistic Poincaré inequality. Existing literature applies this Poincaré inequality with indirect non-explicit assumptions that, as a consequence, limit the class of distributions applicable for the active subspace method. For example, these assumptions exclude distributions with exponential tails as, e. g., exponential distributions. In this respect, the main results of this manuscript give details on the problem that arises when applying the active subspace



method with log-concave distributions (which include exponential distributions). We are able to provide a scenario, involving independently exponentially distributed random variables, in which the usual estimates are not achievable anymore due to an unbounded Poincaré constant. However, using Hölder’s inequality with conjugates  $(p, q)$  ( $p, q \in (1, \infty)$ ) instead of  $(\infty, 1)$ , we show that it is possible to derive a weaker, or generalized, result in a way that enables the practitioner to balance the size of the Poincaré type constant and the remaining order of the error. We exemplify this trade-off on the mentioned scenario and show that the size of the involved constant is very much depending on the dimension of the problem. Finally, we intend to formulate an open problem, related to the applicability of active subspaces to a larger class of distributions, namely multivariate generalized hyperbolic distributions. The authors see this as an opportunity to extend the set of problems the active subspace method can be applied to.

## Acknowledgments

The authors would like to thank Olivier Zahm (INRIA) for pointing out the incorrect application of the Poincaré inequality in [10]. Also, the helpful and supportive discussions with Krzysztof Podgórski (Lund University) are very much appreciated.

## References

- [1] D. Alonso-Gutiérrez and J. Bastero. *Approaching the Kannan-Lovász-Simonovits and variance conjectures*, volume 2131. Springer, 2015.
- [2] D. Bakry, I. Gentil, and M. Ledoux. *Analysis and Geometry of Markov Diffusion Operators*, volume 348. Springer Science & Business Media, 2013.
- [3] O. Barndorff-Nielsen. Exponentially decreasing distributions for the logarithm of particle size. *Proceedings of the Royal Society of London. A. Mathematical and Physical Sciences*, 353(1674):401–419, 1977.
- [4] M. Bebendorf. A note on the Poincaré inequality for convex domains. *Zeitschrift für Analysis und ihre Anwendungen*, 22(4):751–756, 2003.
- [5] S. G. Bobkov. Isoperimetric and analytic inequalities for log-concave probability measures. *The Annals of Probability*, 27(4):1903–1921, 1999.
- [6] R. H. Buchholz. Perfect pyramids. *Bulletin of the Australian Mathematical Society*, 45(3):353–368, 1992.
- [7] L. H. Chen. An inequality for the multivariate normal distribution. *Journal of Multivariate Analysis*, 12(2):306–315, 1982.
- [8] K. D. Coleman, A. Lewis, R. C. Smith, B. Williams, M. Morris, and B. Khuwaileh. Gradient-free construction of active subspaces for dimension reduction in complex models with applications to neutronics. *SIAM/ASA Journal on Uncertainty Quantification*, 7(1):117–142, 2019.
- [9] P. G. Constantine. *Active Subspaces*, volume 2 of *SIAM Spotlights*. Society for Industrial and Applied Mathematics (SIAM), Philadelphia, PA, 2015. Emerging Ideas for Dimension Reduction in Parameter Studies.
- [10] P. G. Constantine, E. Dow, and Q. Wang. Active subspace methods in theory and practice: applications to kriging surfaces. *SIAM J. Sci. Comput.*, 36(4):A1500–A1524, 2014.

- [11] P. G. Constantine, A. Eftekhari, J. Hokanson, and R. A. Ward. A near-stationary subspace for ridge approximation. *Computer Methods in Applied Mechanics and Engineering*, 326:402–421, 2017.
- [12] P. G. Constantine, C. Kent, and T. Bui-Thanh. Accelerating Markov chain Monte Carlo with Active Subspaces. *SIAM J. Sci. Comput.*, 38(5):A2779–A2805, 2016.
- [13] T. Cui, J. Martin, Y. M. Marzouk, A. Solonen, and A. Spantini. Likelihood-informed dimension reduction for nonlinear inverse problems. *Inverse Problems*, 30(11):114015, 28, 2014.
- [14] P. Diaz, P. Constantine, K. Kalmbach, E. Jones, and S. Pankavich. A modified SEIR model for the spread of Ebola in Western Africa and metrics for resource allocation. *Applied Mathematics and Computation*, 324:141–155, 2018.
- [15] A. Glaws and P. G. Constantine. A Lanczos-Stieltjes method for one-dimensional ridge function approximation and integration. *arXiv preprint arXiv:1808.02095*, 2018.
- [16] J. M. Hokanson and P. G. Constantine. Data-driven polynomial ridge approximation using variable projection. *SIAM Journal on Scientific Computing*, 40(3):A1566–A1589, 2018.
- [17] B. Jorgensen. *Statistical properties of the generalized inverse Gaussian distribution*, volume 9. Springer Science & Business Media, 2012.
- [18] A. Klenke. *Probability Theory: A Comprehensive Course*. Springer Science & Business Media, 2013.
- [19] Y. T. Lee and S. S. Vempala. The Kannan-Lovász-Simonovits conjecture. *arXiv preprint arXiv:1807.03465*, 2018.
- [20] L. S. Leon, R. C. Smith, W. S. Oates, and P. Miles. Identifiability and active subspace analysis for a polydomain ferroelectric phase field model. In *ASME 2017 Conference on Smart Materials, Adaptive Structures and Intelligent Systems*, pages V002T03A022–V002T03A022. American Society of Mechanical Engineers, 2017.
- [21] A. Pinkus. *Ridge functions*, volume 205. Cambridge University Press, 2015.
- [22] A. M. Stuart. Inverse problems: A Bayesian perspective. *Acta Numerica*, 19:451–559, 2010.
- [23] M. Teixeira Parente, S. Mattis, S. Gupta, C. Deusner, and B. Wohlmuth. Efficient parameter estimation for a methane hydrate model with active subspaces. *Computational Geosciences*, 23(2):355–372, 2019.
- [24] M. Teixeira Parente, D. Bittner, S. A. Mattis, G. Chiogna, and B. Wohlmuth. Bayesian Calibration and Sensitivity Analysis for a Karst Aquifer Model Using Active Subspaces. *to be published in Water Resources Research*.
- [25] M. Tezzele, F. Ballarin, and G. Rozza. Combined parameter and model reduction of cardiovascular problems by means of active subspaces and POD-Galerkin methods. In *Mathematical and Numerical Modeling of the Cardiovascular System and Applications*, pages 185–207. Springer, 2018.
- [26] R. Tripathy, I. Bilonis, and M. Gonzalez. Gaussian processes with built-in dimensionality reduction: Applications to high-dimensional uncertainty propagation. *Journal of Computational Physics*, 321:191–223, 2016.
- [27] R. van Handel. Probability in High Dimension. Technical report, Princeton University, 2016.

- [28] Wolfram Research, Inc. Mathematica, Version 11.3. Champaign, IL, 2018.
- [29] Y. Yu. On normal variance–mean mixtures. *Statistics & Probability Letters*, 121:45–50, 2017.
- [30] O. Zahm, P. Constantine, C. Prieur, and Y. Marzouk. Gradient-based dimension reduction of multivariate vector-valued functions. *arXiv preprint arXiv:1801.07922*, 2018.
- [31] O. Zahm, T. Cui, K. Law, A. Spantini, and Y. Marzouk. Certified dimension reduction in nonlinear Bayesian inverse problems. *arXiv preprint arXiv:1807.03712*, 2018.